http://farbe.li.tu-berlin.de/eev0/eev0l0na.txt /.ps; only vector graphic VG; start output
see separate images of this page: http://farbe.li.tu-berlin.de/eev0/eev0.htm

see similar files of the whole serie: http://farbe.li.tu-berlin.de/eevs.htm
technical information: http://farbe.li.tu-berlin.de or http://color.li.tu-berlin.de

TUB registration: 20230701-eev0/eev0l0na.txt /.ps
application for evaluation and measurement of display or print output

TUB material: code=rha4ta

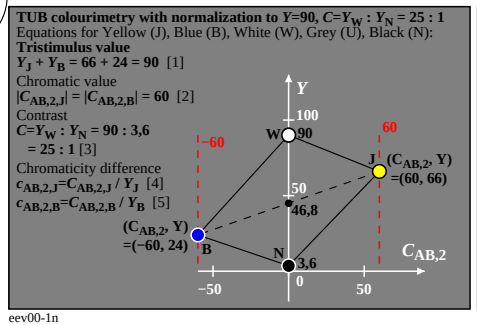

eev00-1n

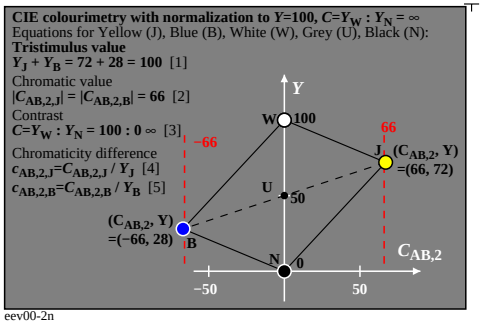

eev00-2n

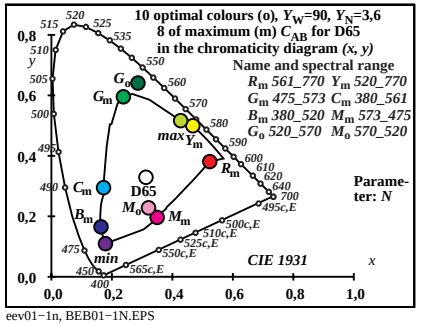

eev01−1n, BEB01−1N.EPS

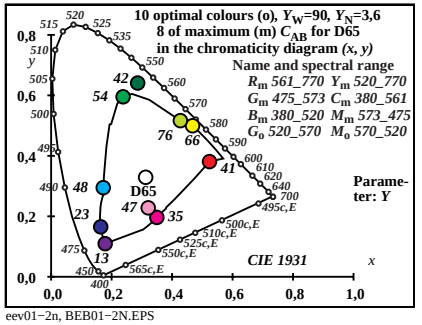

eev01−2n, BEB01−2N.EPS

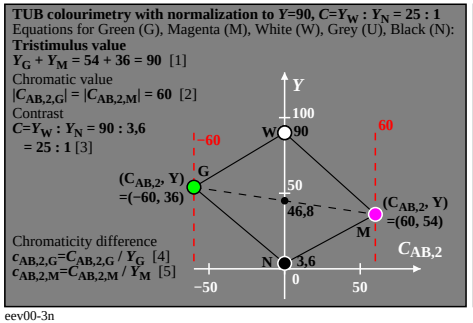

eev00-3n

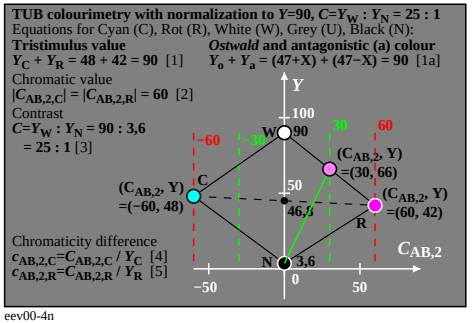

eev00-4n

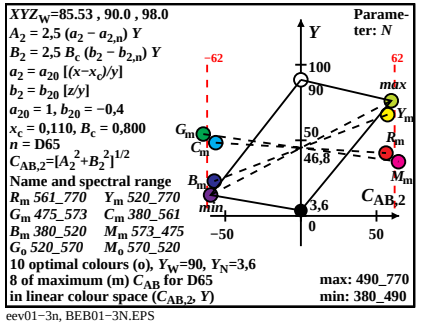

eev01−3n, BEB01−3N.EPS

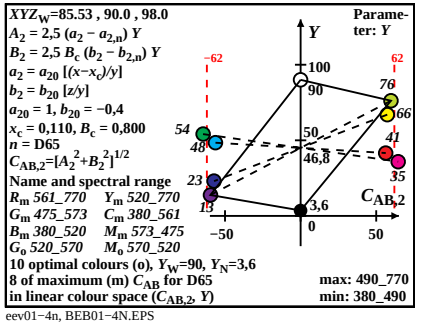

eev01−4n, BEB01−4N.EPS

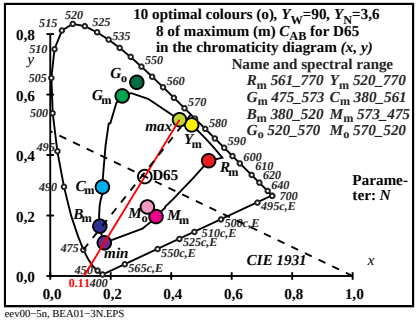

eev00−5n, BEA01−3N.EPS



eev00−6n, BEA01−4N.EPS



eev01−5n, BEB31−1N.EPS



eev01−6n, BEB31−2N.EPS

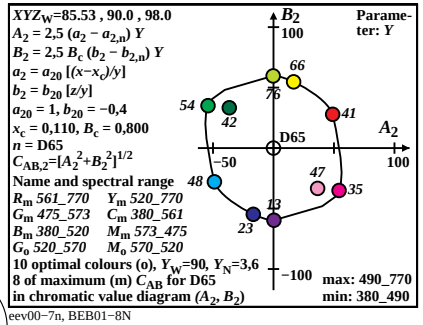

eev00−7n, BEB01−8N

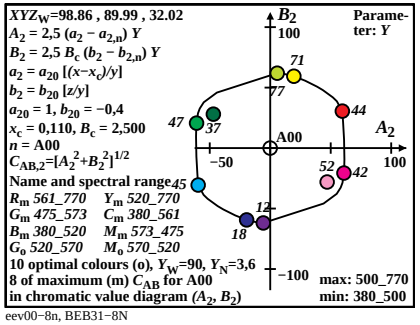

eev00−8n, BEB31−8N

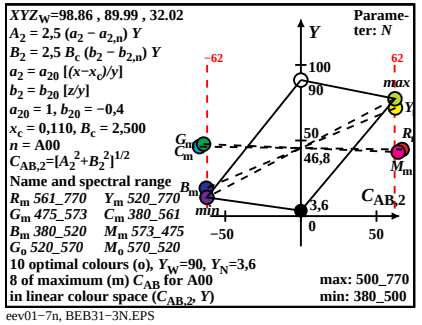

eev01−7n, BEB31−3N.EPS

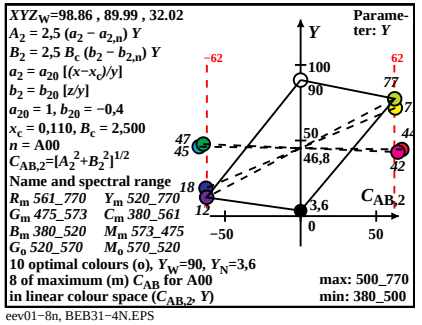

eev01−8n, BEB31−4N.EPS

TUB-test chart eev0; *Ostwald* optimal colours, Y_W=90, 2 illuminants D65 & A00, CIE-02-degree,
Ostwald optimal colour data: CIEXYZ , and TUBLAB$_2$, and eight different colour diagrams