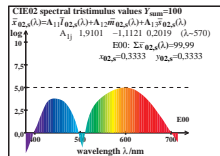
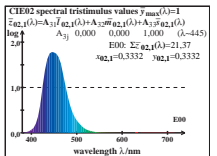
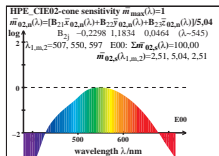
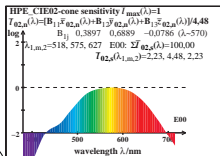
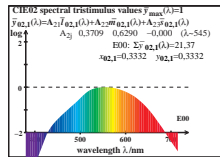
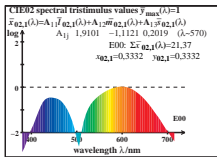
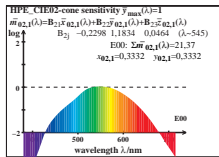
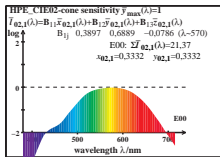
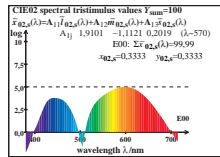
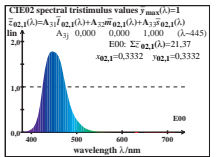
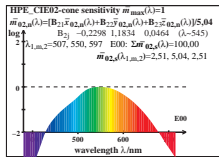
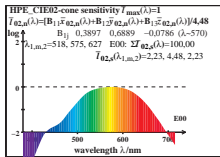
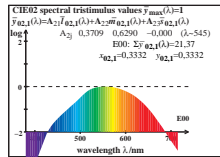
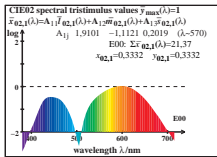
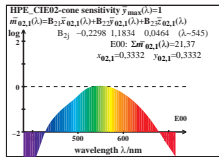
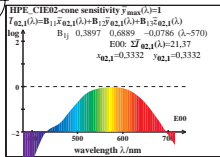


see similar files of the whole serie: <http://farbe.li.tu-berlin.de/eevs.htm>
 technical information: <http://farbe.li.tu-berlin.de> or <http://color.li.tu-berlin.de>

TUB registration: 20230701-eev3/eev310n1.txt/.ps
 application for evaluation and measurement of display or print output
 TUB material code=thadta



TUB-test chart eev3; Cone sensitivities of the spectral sensitivities CIE_02 and CIE_F02,
 log spectral sensitivity according to CIE 15 and CIE 170, X, Y, Z, L, and M for 2 normalizations