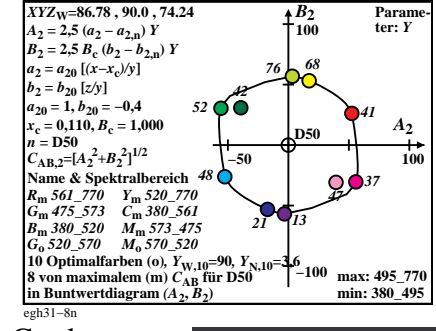
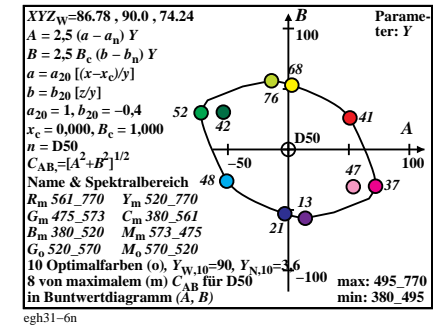
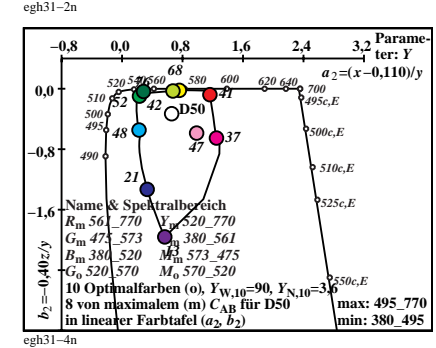
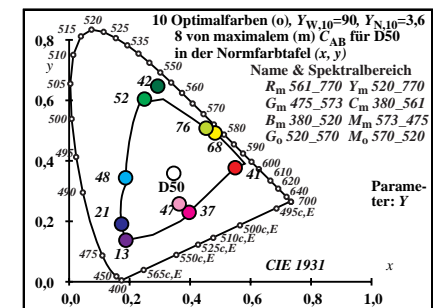
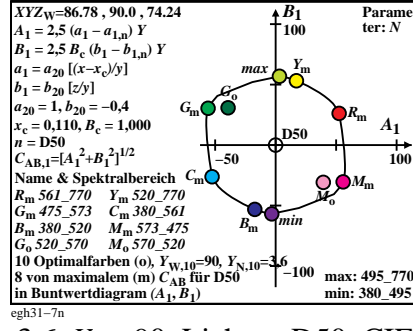
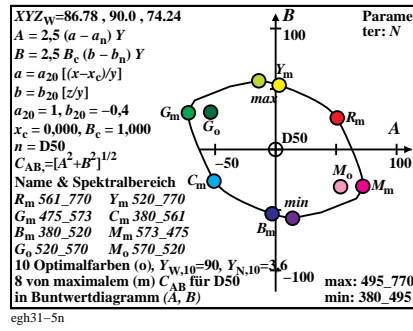
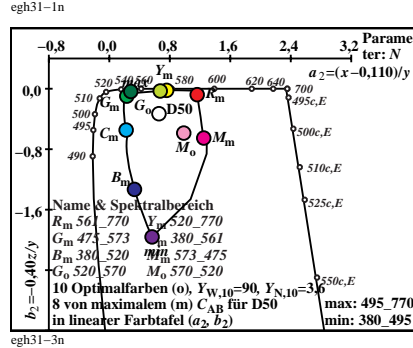
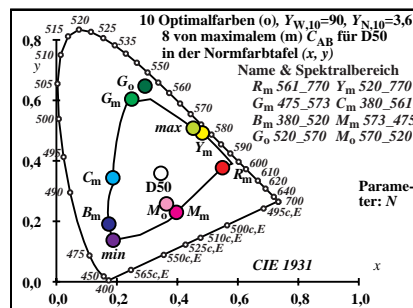


Ostwald-Optimalfarben (o), maximales (m) C_{AB} für D50, Y_N=3,6, Y_W=90, Y_m=520_770

i ₁ , λ ₁	i ₂ , λ ₂	X	Y	Z	x	y	z	h _{xy}	i _d , λ _d	i _c , λ _c	Code
1	405	32	564	26.33	48.45	66.13	0.1869	0.3438	0.4692	185.2	17 486 38 592 Cm
7	435	33	565	23.41	48.25	52.04	0.1892	0.39	0.4207	168.6	18 490 46 631
10	450	33	566	20.93	48.75	35.69	0.1986	0.4625	0.3387	144.6	19 497 -1 497c
12	460	33	567	19.83	49.37	24.66	0.2113	0.5259	0.2626	128.7	21 506 -1 506c
13	465	33	568	19.81	50.0	19.91	0.2208	0.5572	0.2218	122.1	22 512 -1 512c
14	470	34	570	19.94	50.5	15.93	0.2308	0.5846	0.1844	116.9	23 519 -1 519c
15	475	34	573	21.53	52.24	12.71	0.2489	0.604	0.1469	111.4	25 527 -1 527c Gm
15	480	35	578	24.67	55.34	12.71	0.266	0.5968	0.1371	108.4	26 532 -1 532c
17	485	37	587	30.59	59.41	8.37	0.3109	0.6039	0.0851	98.0	28 544 -1 544c
18	490	44	620	53.95	71.6	6.98	0.407	0.5402	0.0526	71.3	32 561 -1 561c
19	495	-1	495c	67.75	76.06	5.88	0.4525	0.5081	0.0393	54.4	33 568 12 463 max
20	500	-1	500c	67.73	74.76	5.02	0.4591	0.5067	0.034	52.5	33 569 13 466
22	510	-1	510c	67.65	71.15	3.88	0.4741	0.4986	0.0272	47.4	34 571 14 471
23	520	-1	519c	67.48	68.78	3.54	0.4826	0.492	0.0253	44.2	34 572 14 473 Ym
25	530	-1	529c	66.65	62.96	3.11	0.5021	0.4743	0.0234	36.4	35 575 15 477
27	540	-1	539c	64.95	56.11	2.88	0.524	0.4527	0.0232	27.8	35 579 16 480
28	545	-1	544c	63.73	52.49	2.81	0.5353	0.4409	0.0236	23.4	36 581 16 481
29	550	-1	549c	62.23	48.77	2.77	0.5469	0.4286	0.0244	19.1	36 583 16 483
30	555	-1	554c	60.45	45.01	2.74	0.5586	0.4159	0.0254	15.0	37 585 16 484
32	560	-1	560c	56.05	37.66	2.71	0.5812	0.3905	0.0281	7.7	38 590 17 486
32	564	1	405	60.44	41.54	8.11	0.5489	0.3773	0.0736	5.2	38 592 17 486 Rm
33	565	7	435	63.36	41.74	22.19	0.4977	0.3279	0.1743	348.6	46 631 18 490
33	566	10	450	65.84	41.24	38.54	0.452	0.2832	0.2646	324.7	-1 497c 19 497
33	567	12	460	66.94	40.62	49.58	0.4259	0.2585	0.3155	308.7	-1 506c 21 506
33	568	13	465	66.96	39.99	54.33	0.4151	0.2479	0.3368	302.1	-1 512c 22 512
34	570	14	470	66.83	39.49	58.3	0.4059	0.2398	0.3541	296.9	-1 519c 23 519
34	573	15	475	65.25	37.75	61.53	0.3965	0.2294	0.3739	291.5	-1 527c 25 527 Mm
35	578	15	480	62.1	34.65	61.52	0.3923	0.2189	0.3887	288.5	-1 532c 26 532
37	587	17	485	56.18	30.58	65.87	0.368	0.2003	0.4315	278.0	-1 544c 28 544
44	620	18	490	32.82	18.39	67.26	0.277	0.1552	0.5677	251.3	-1 561c 32 561
-1	495c	19	495	19.02	13.93	68.36	0.1877	0.1375	0.6746	234.4	12 463 33 568 min
-1	500c	20	500	19.04	15.23	69.22	0.1839	0.1471	0.6688	232.5	13 466 33 569
-1	510c	22	510	19.13	18.84	70.36	0.1765	0.1739	0.6494	227.5	14 471 34 571
-1	519c	23	520	19.29	21.21	70.7	0.1735	0.1907	0.6357	224.2	14 473 34 572
-1	529c	25	530	20.12	27.03	71.13	0.1701	0.2285	0.6013	216.5	15 477 35 575
-1	539c	27	540	21.82	33.88	71.36	0.1717	0.2666	0.5615	207.8	16 480 35 579
-1	544c	28	545	23.04	37.5	71.42	0.1746	0.2841	0.5412	203.5	16 481 36 581
-1	549c	29	550	24.54	41.22	71.47	0.1788	0.3004	0.5207	199.2	16 483 36 583
-1	554c	30	555	26.32	44.98	71.49	0.1843	0.315	0.5006	195.0	16 484 37 585
-1	560c	32	560	30.72	52.33	71.52	0.1987	0.3385	0.4627	187.7	17 486 38 590
W0	380	770	86.78	90.0	74.24	0.3457	0.3585	0.2957	0.0		
N0	380	770	3.47	3.6	2.96	0.3457	0.3585	0.2957	0.0		

Technische Information: <http://farbe.li.tu-berlin.de> oder <http://color.li.tu-berlin.de>
 Siehe ähnliche Dateien der ganzen Serie: <http://farbe.li.tu-berlin.de/egh3.htm>



TUB-Registrierung: 20230701-egh3/egh310na.txt /ps
 Anwendung für Beurteilung und Messung von Display- oder Druck-Ausgabe
 TUB-Material: Code=rh4ta