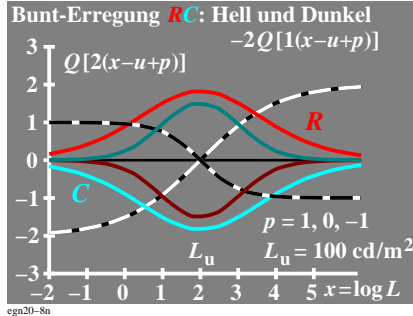
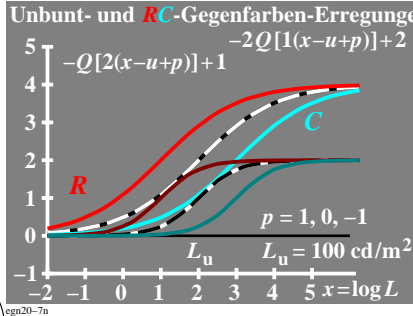
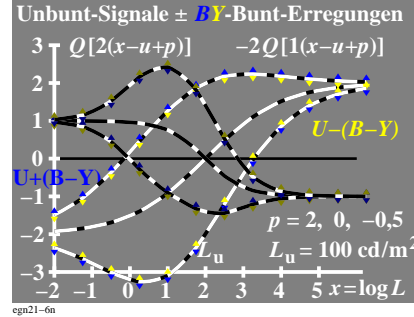
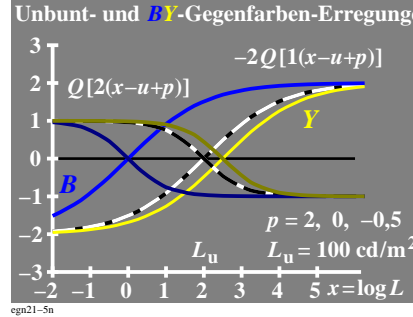
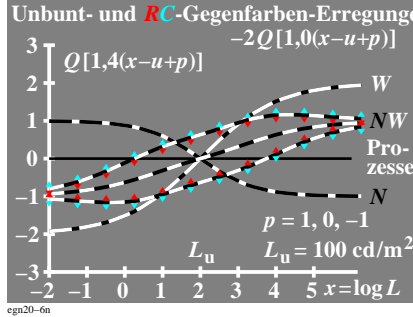
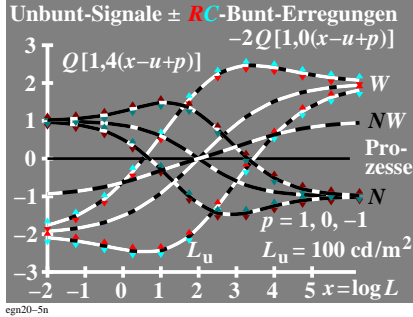
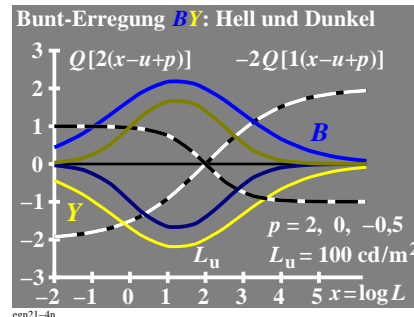
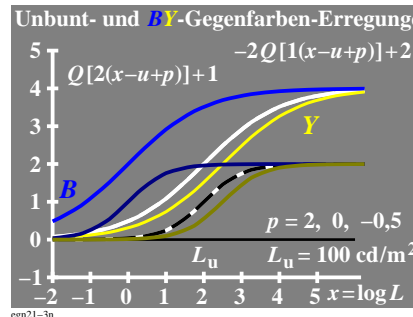
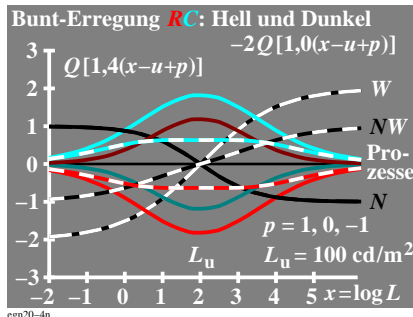
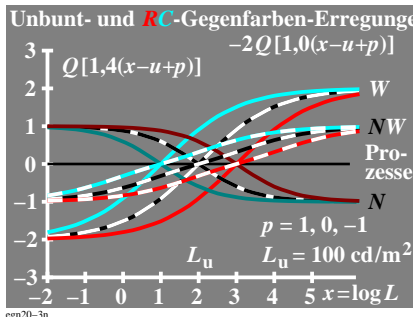
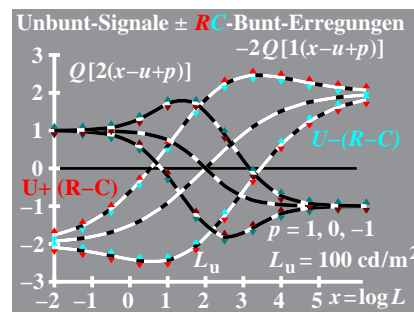
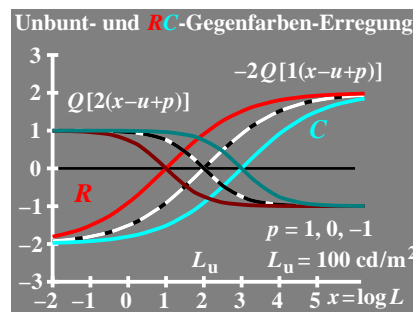
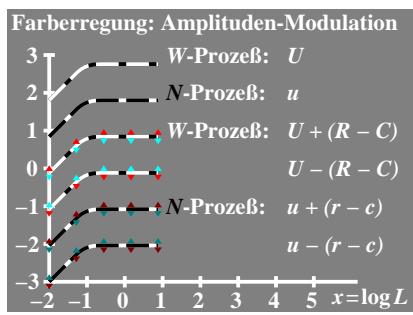
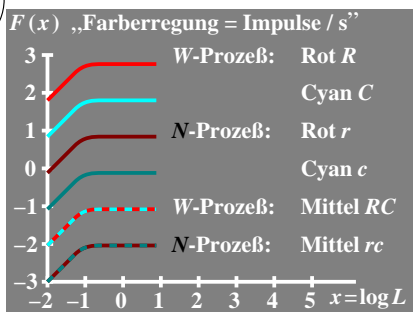


Technische Information: <http://farbe.li.tu-berlin.de> oder <http://color.li.tu-berlin.de>
 Siehe ähnliche Dateien der ganzen Serie: <http://farbe.li.tu-berlin.de/egn2.htm>

TUB-Registrierung: 20230701-egn2/egn210np.pdf / .ps
 Anwendung für Beurteilung und Messung von Display- oder Druck-Ausgabe
 TUB-Material: Code=rh4kta



Linien-Element der Lichttechnik
 Leuchtweite L und Farbmetrik mit „Farbwerten“ L_P, M_D, S_T
 Leuchtdichte-Erregungsfunktion $F(L)$
 Farb-erregungsfunktion $F(L_P, M_D, S_T)$
 Taylor-Ableitungen:
 $\Delta F(L) = \frac{dF}{dL} \Delta L$
 $\Delta F(L_P, M_D, S_T) = \frac{dF}{dL_P} \Delta L_P + \frac{dF}{dM_D} \Delta M_D + \frac{dF}{dS_T} \Delta S_T$

Farblinien-Element von Helmholtz (1896) mit „Farbwerten“ L_P, M_D, S_T
 Drei separate Farb-Erregungsfunktionen
 $F(L_P) = i L_P$
 $F(M_D) = j M_D$
 $F(S_T) = k S_T$
 Taylor-Ableitungen:
 $\Delta F(L_P, M_D, S_T) = \frac{dF}{dL_P} \Delta L_P + \frac{dF}{dM_D} \Delta M_D + \frac{dF}{dS_T} \Delta S_T$
 $\Delta F(L_P, M_D, S_T) = \frac{i}{L_P} \Delta L_P + \frac{j}{M_D} \Delta M_D + \frac{k}{S_T} \Delta S_T$