

$XYZ_W=95.04, 100.0, 108.89$

$A_2 = 2.5 (a_2 - a_{2,n}) Y$

$B_2 = 2.5 B_c (b_2 - b_{2,n}) Y$

$a_2 = a_{20} [(x - x_c) / y]$

$b_2 = b_{20} [z / y]$

$a_{20} = 1, b_{20} = -0.4$

$x_c = 0.110, B_c = 0.800$

$C_{AB2} = [A_2^2 + B_2^2]^{1/2}$

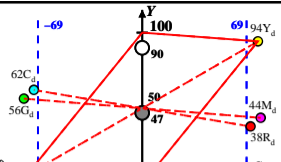
6 Ostwald-Farben (o)

von maximalem (m) C_{AB}

linearen Farbenraum ($C_{AB,2} Y$)

Lichtart D65, $Y_W=100, Y_N=0$

Name	Bereich	X_d	Y_d	Z_d	x_d	y_d	λ_d	λ_c
R_1	567_775	59.7	38.03	0.26	0.6092	0.388	596	463
Y_1	493_775	77.15	94.26	6.95	0.4325	0.5284	570	463
G_1	493_567	17.64	56.43	6.9	0.2178	0.6098	535	535
C_d	380_567	35.53	62.16	108.84	0.172	0.3909	489	535
M_d	380_493	18.08	5.93	102.15	0.1433	0.047	463	570
B_d	567_493	77.59	43.76	102.2	0.347	0.1957	535	535
W_1	380_775	95.04	100.0	108.89	0.3127	0.329	100%	
N_1	380_775	0.09	0.1	0.1	0.3126	0.3289	0%	
Z_1	380_775	17.1	18.0	19.6	0.3127	0.329	18%	



Parameter:
Y & Name
Lichtart D65
 $Y_W=100, Y_N=0$

egt80-1a

$XYZ_W=96.42, 100.0, 82.49$

$A_2 = 2.5 (a_2 - a_{2,n}) Y$

$B_2 = 2.5 B_c (b_2 - b_{2,n}) Y$

$a_2 = a_{20} [(x - x_c) / y]$

$b_2 = b_{20} [z / y]$

$a_{20} = 1, b_{20} = -0.4$

$x_c = 0.110, B_c = 1.000$

$C_{AB2} = [A_2^2 + B_2^2]^{1/2}$

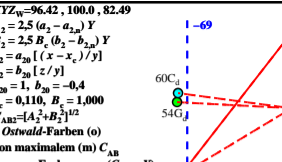
6 Ostwald-Farben (o)

von maximalem (m) C_{AB}

linearen Farbenraum ($C_{AB,2} Y$)

Lichtart D50, $Y_W=100, Y_N=0$

Name	Bereich	X_d	Y_d	Z_d	x_d	y_d	λ_d	λ_c
R_1	570_775	64.95	40.11	0.21	0.6169	0.381	598	491
Y_1	496_775	83.13	94.04	4.41	0.4577	0.5178	573	468
G_1	496_570	18.36	54.13	4.37	0.2389	0.7041	538	538
C_d	380_570	31.66	60.08	82.44	0.1817	0.3449	491	598
M_d	380_496	13.48	6.15	78.24	0.1377	0.0628	468	573
B_d	570_496	78.24	46.06	78.29	0.3862	0.2273	538	538
W_1	380_775	96.42	100.0	82.49	0.3457	0.3585	100%	
N_1	380_775	0.09	0.1	0.08	0.3455	0.3583	0%	
Z_1	380_775	17.35	18.0	14.84	0.3457	0.3585	18%	



Parameter:
Y & Name
Lichtart D50
 $Y_W=100, Y_N=0$

egt80-2a

$XYZ_W=100.93, 100.0, 64.68$

$A_2 = 2.5 (a_2 - a_{2,n}) Y$

$B_2 = 2.5 B_c (b_2 - b_{2,n}) Y$

$a_2 = a_{20} [(x - x_c) / y]$

$b_2 = b_{20} [z / y]$

$a_{20} = 1, b_{20} = -0.4$

$x_c = 0.110, B_c = 1.300$

$C_{AB2} = [A_2^2 + B_2^2]^{1/2}$

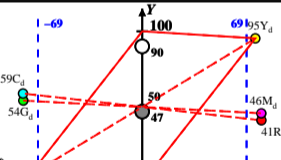
6 Ostwald-Farben (o)

von maximalem (m) C_{AB}

linearen Farbenraum ($C_{AB,2} Y$)

Lichtart P40, $Y_W=100, Y_N=0$

Name	Bereich	X_d	Y_d	Z_d	x_d	y_d	λ_d	λ_c
R_1	573_775	70.25	41.25	0.17	0.629	0.3694	600	493
Y_1	498_775	90.6	95.35	4.18	0.4765	0.5014	576	468
G_1	498_573	20.55	54.29	4.13	0.2602	0.6873	547	540
C_d	380_573	30.88	58.94	64.64	0.1999	0.3815	493	600
M_d	380_498	10.52	4.84	60.63	0.1384	0.0637	468	576
B_d	573_498	80.57	45.9	60.68	0.4305	0.2452	540	540
W_1	380_775	100.93	100.0	64.68	0.3799	0.3764	100%	
N_1	380_775	0.1	0.1	0.06	0.3798	0.3763	0%	
Z_1	380_775	18.16	18.0	11.64	0.3799	0.3764	18%	



Parameter:
Y & Name
Lichtart P40
 $Y_W=100, Y_N=0$

egt80-3a

$XYZ_W=109.84, 99.99, 35.58$

$A_2 = 2.5 (a_2 - a_{2,n}) Y$

$B_2 = 2.5 B_c (b_2 - b_{2,n}) Y$

$a_2 = a_{20} [(x - x_c) / y]$

$b_2 = b_{20} [z / y]$

$a_{20} = 1, b_{20} = -0.4$

$x_c = 0.110, B_c = 2.500$

$C_{AB2} = [A_2^2 + B_2^2]^{1/2}$

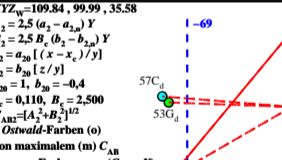
6 Ostwald-Farben (o)

von maximalem (m) C_{AB}

linearen Farbenraum ($C_{AB,2} Y$)

Lichtart A00, $Y_W=100, Y_N=0$

Name	Bereich	X_d	Y_d	Z_d	x_d	y_d	λ_d	λ_c
R_1	579_775	79.94	43.12	0.11	0.6489	0.3501	605	499
Y_1	504_775	104.4895	98.2	4.515	0.4731	0.581	474	474
G_1	504_579	24.75	53.05	2.36	0.3087	0.6617	547	547
C_d	380_579	30.12	57.07	35.54	0.2454	0.4649	499	605
M_d	380_504	5.58	4.21	33.25	0.1297	0.0978	474	581
B_d	579_504	85.31	47.14	33.29	0.5147	0.2844	547	547
W_1	380_775	109.8499	99.99	35.58	0.4475	0.4074	100%	
N_1	380_775	0.1	0.09	0.03	0.4473	0.4072	0%	
Z_1	380_775	19.77	17.99	6.4	0.4475	0.4074	18%	



Parameter:
Y & Name
Lichtart A00
 $Y_W=100, Y_N=0$

egt80-4a

egt80-3n