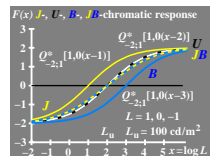
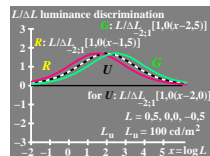
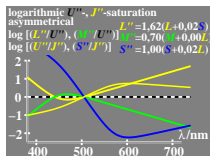
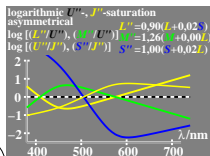
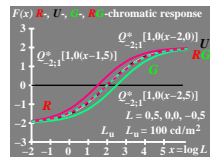
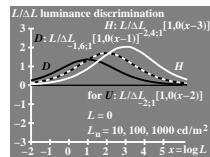
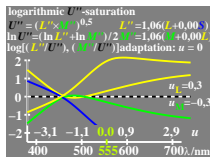
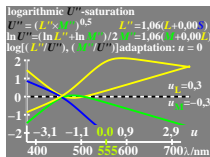
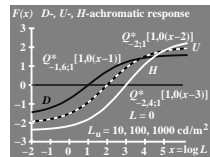
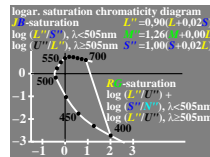
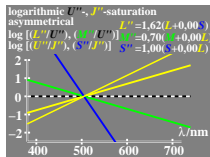
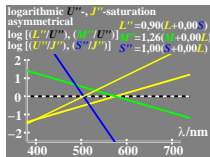
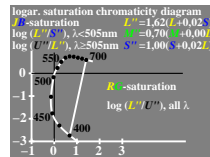
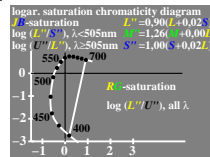
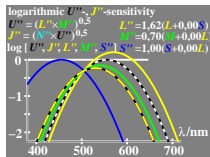
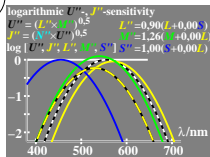


see similar files of the whole serie: <http://farbe.li.tu-berlin.de/feb4.htm>
 technical information: <http://farbe.li.tu-berlin.de> or <http://color.li.tu-berlin.de>



TUB-test chart feb4; logarithmic responses and saturation for different contrasts
 Chromaticity diagrams; Response and discrimination functions as function of luminance

TUB registration: 20231201-feb4/feb410n1.txt /:ps
 application for evaluation and measurement of display or print output
 TUB material: code=th4ta