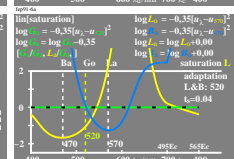
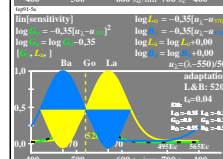
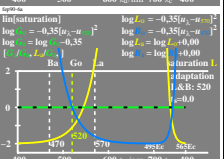
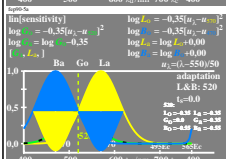
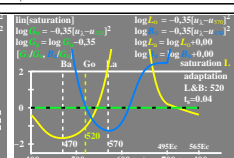
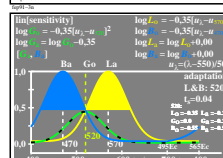
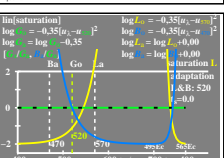
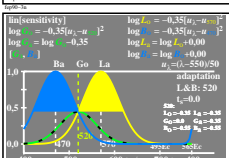
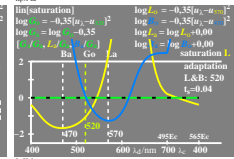
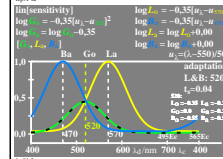
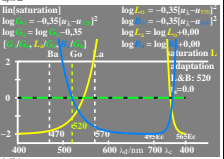
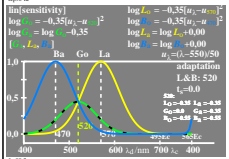
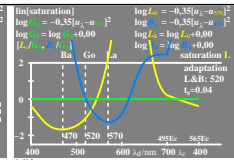
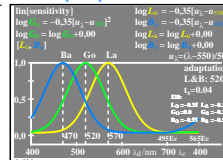
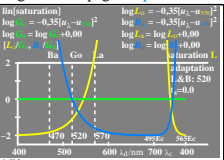
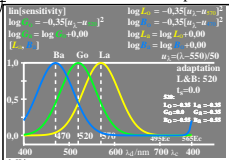


see similar files of the whole series: <http://farbe.li.tu-berlin.de/feps.htm>
 technical information: <http://farbe.li.tu-berlin.de> or <http://color.li.tu-berlin.de>



TUB-test chart fep9: sensitivity 570,470,520, LBG->L/G & B/G, lin[thresholds]=0 & 0,04
 lin[sensitivity] and lin[ratio], LMS-R24-570,470,520, YB antagonism

TUB registration: 20231201-fep9/fep910n1.txt /ps
 application for evaluation and measurement of display or print output
 TUB matrix: code=th4ta