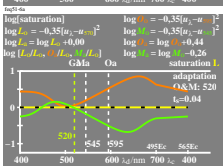
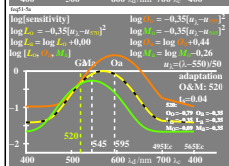
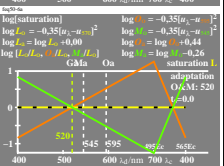
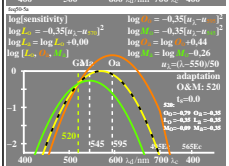
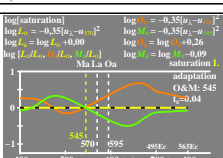
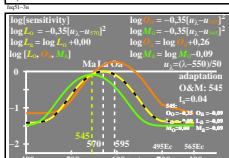
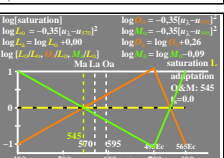
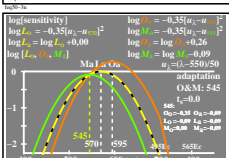
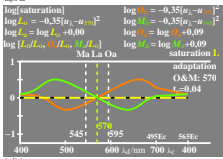
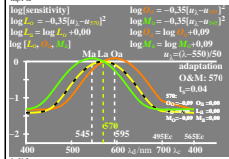
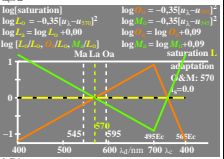
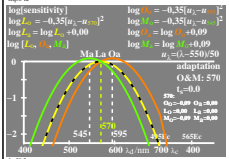
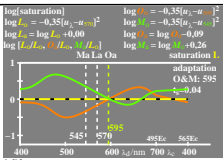
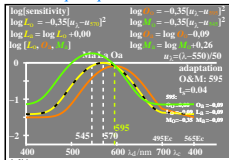
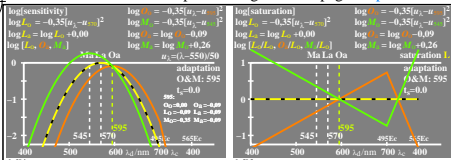


see similar files of the whole series: <http://farbe.li.tu-berlin.de/feq5.htm>
 technical information: <http://farbe.li.tu-berlin.de> or <http://color.li.tu-berlin.de>



TUB-test chart feq5: sensitivity LMO->M/L & O/L, lin[thresholds]=0 & 0,04
 log[sensitivity] and log[ratio], LMS-R24, 4 adaptations: 595,570,545,520

TUB registration: 20231201-feq5/feq510n1.txt / ps
 application for evaluation and measurement of display or print output
 TUB material: code=th4ta