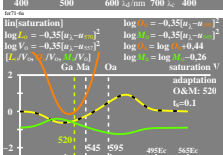
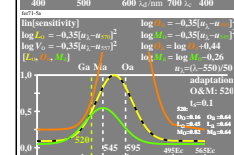
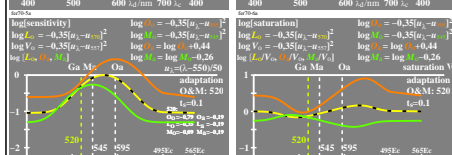
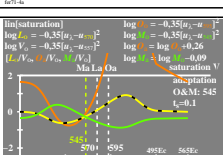
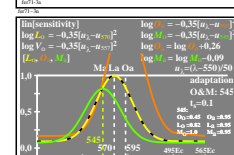
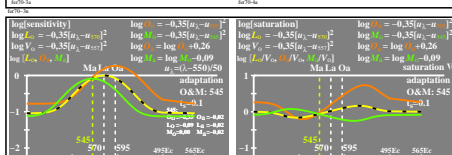
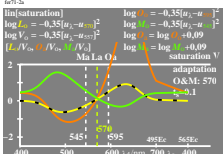
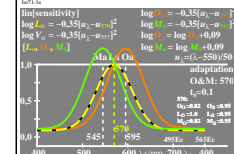
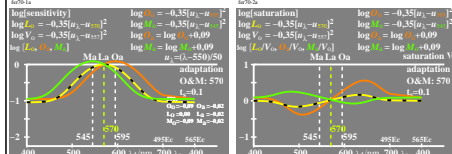
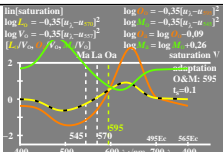
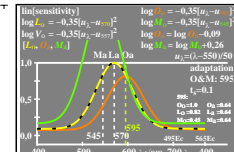
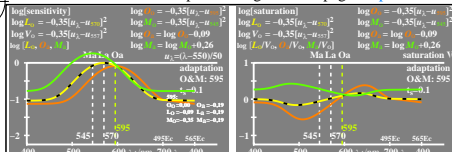


see similar files of the whole series: <http://farbe.li.tu-berlin.de/fer.htm>
technical information: <http://farbe.li.tu-berlin.de> or <http://color.li.tu-berlin.de>



TUB-test chart fer7; sensitivity LMO->L/V & O/V. lin[thresholds]=0 & 0.10
log & lin [sensitivity], LMS-R24, 4 adaptations: 595,570,545,520

TUB registration: 20231201-fer7/fer70n1.txt /ps
application for evaluation and measurement of display or print output
TUB material: code=th4ta