

# Improved visual and material efficiency for colour output in image technology by colorimetric methods

Version 1.0E, <http://www.ps.bam.de/BAMW05.PDF>

**Prof. Dr. Klaus Richter, BAM and TU Berlin  
Federal Institute for Materials Research and Testing (BAM)  
Working Group VIII.34, Visual Methods and Image Reproduction**

**Unter den Eichen 87, D-12205 Berlin  
Tel. +49 30 8104 1834; Fax +49 30 8104 1807**

**[klaus.richter@bam.de](mailto:klaus.richter@bam.de)  
<http://www.ps.bam.de>**

# Overview

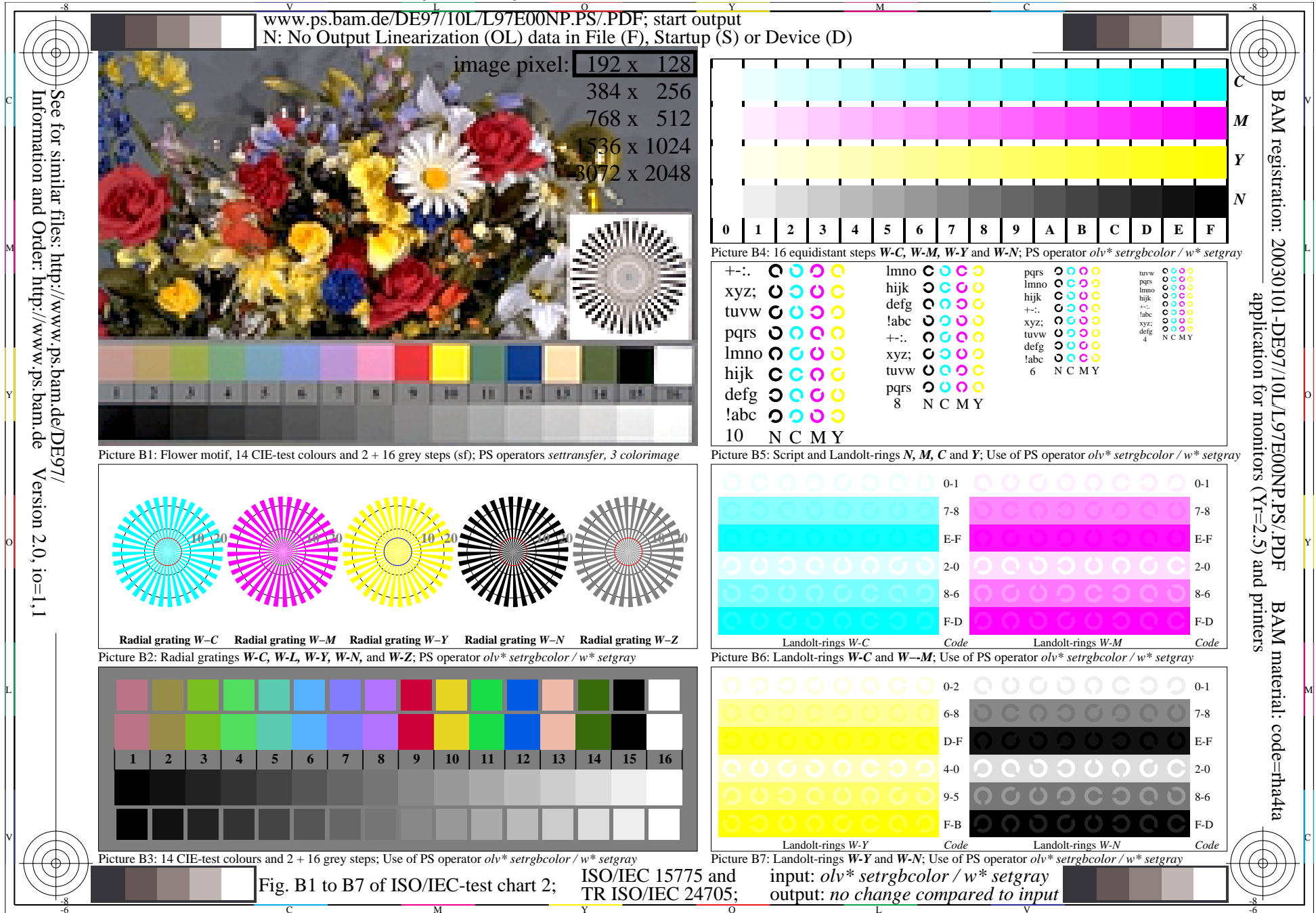
## Introduction

- **ISO/IEC-test charts with 16 step colour series**
- **Colour circle, colour double cone and hexagon**
- **Goal of Colorimetric Image Technology (CIT)**
- **Linear mixture of colour F in CIELAB hexagon**
- **Standard 16 step colour series for ORS18 and TLS00**
- **Device dependent relative CIELAB space equations**
- **Reference offset and light dependent monitor space**
- **Visual efficiency of colour monitor output**
- **Colour triangle for chromatic and black generation**
- **12 coordinates of colorimetric image technology**
- **Material efficiency of colour printer output**

## **Introduction**

- Different ISO/IEC standards and technical reports define analog and digital ISO/IEC-test charts for the different applications colour copiers, printers, scanners, monitors and projection screens.**
- The ISO/IEC-test charts include 16 step colour scales which are visually equally spaced and show equal distances in the CIELAB colour space**
- On any colour output device high visual efficiency is reached if the 16 steps appear equally spaced.**
- Then the ISO/IEC-Landolt-rings are recognized in the shadow, the mean and the high light areas.**

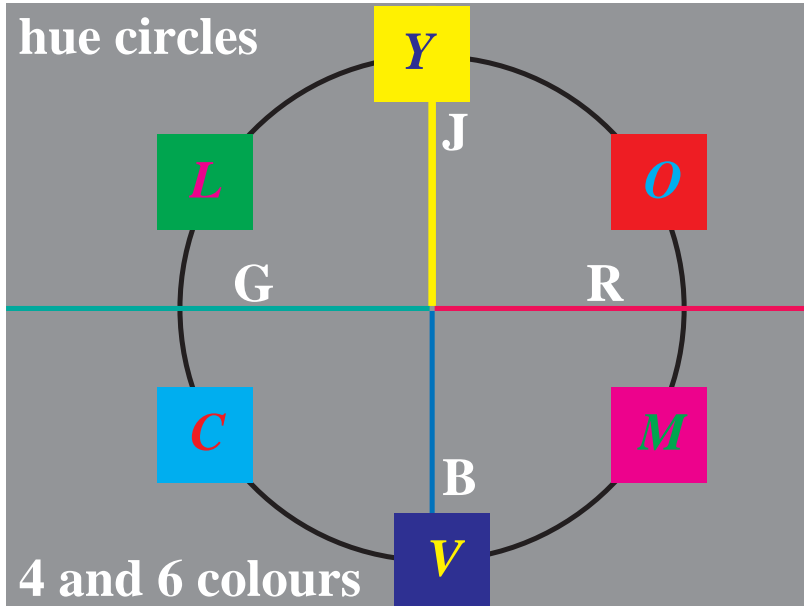
Figure 1: ISO/IES-test chart for the test of monitor or printer output



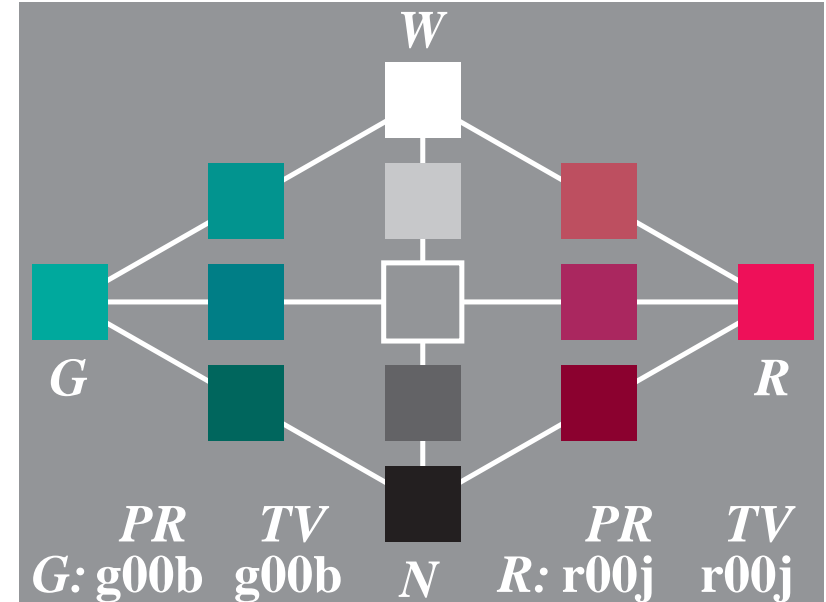
## **Introduction continued**

- The colour monitor output reaches high efficiency if the 16 steps are recognized and equally spaced.**
- Equal monitor spacing often is destroyed with the illumination at the office work place and a (large) correction is needed**
- The colour printer output reaches high efficiency if the output uses as much as possible black ink.**
- The material efficiency is low if the grey colours are printed by three chromatic colours on top of each other. In this case the cost per page increase by up to a factor 9.**

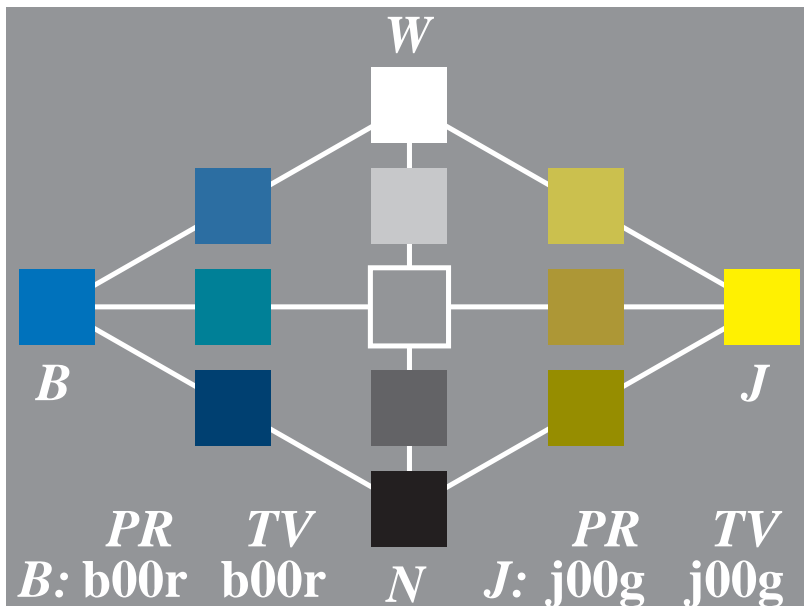
Figure 2: Colour Circle, Colour Double Cone and Colour Hexagon



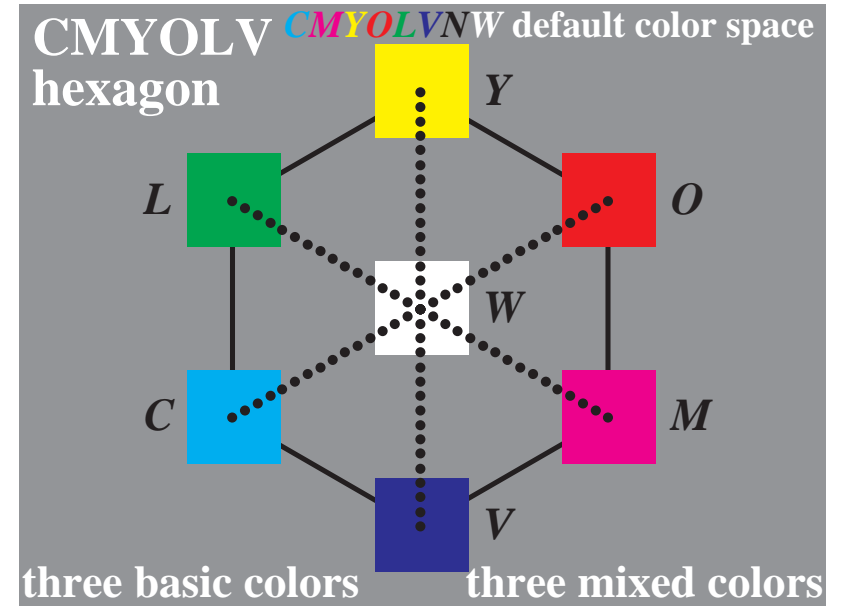
LE410-3, 4 and 6 colours in hue circle



LE410-7, Double cone: Hue planes R and G



LE410-8, Double cone: Hue planes J and B



LE410-1, 16 step colours in regular hexagon

Figure 3: Colour order Systems and Colorimetric Image Technology (CIT)

**Application of colour in daily life or in Information Technology (IT):**

**Design, architecture, art, industrial products**  
**Measured for CIE standard illuminant D65**  
**colour order system: name and coordinates**

**RAL Design Colour System (CIELAB):**  
*LCH\**, lightness, chroma, hue

**Munsell Colour System:**  
*VCH\**, lightness (Value), Chroma, Hue

**Natural Colour System (NCS):**  
*nce\**: blackness, chromaticness, elementary hue

**Information technology of printers**  
**Measured for CIE illuminants D65 or D50**  
**Device system name and coordinates:**

**Printer system (illuminant D65 or D50):**  
*cmy*, content of "cyan", "magenta", "yellow"

**Display system (standard illuminant D65):**  
*rgb/sRGB*, content of "red", "green", "blue"

*IT colour coordinates confuse the users!*  
*Nearly no connection to colour order systems!*

**New: Application connection by coordinates *olv\**, *cmy\**, *nce\**, ... and linear relation to *LAB\****

CIELAB: *LAB\** : lightness, red-green and yellow-blue chroma; *LCH\** : lightness, chroma, hue

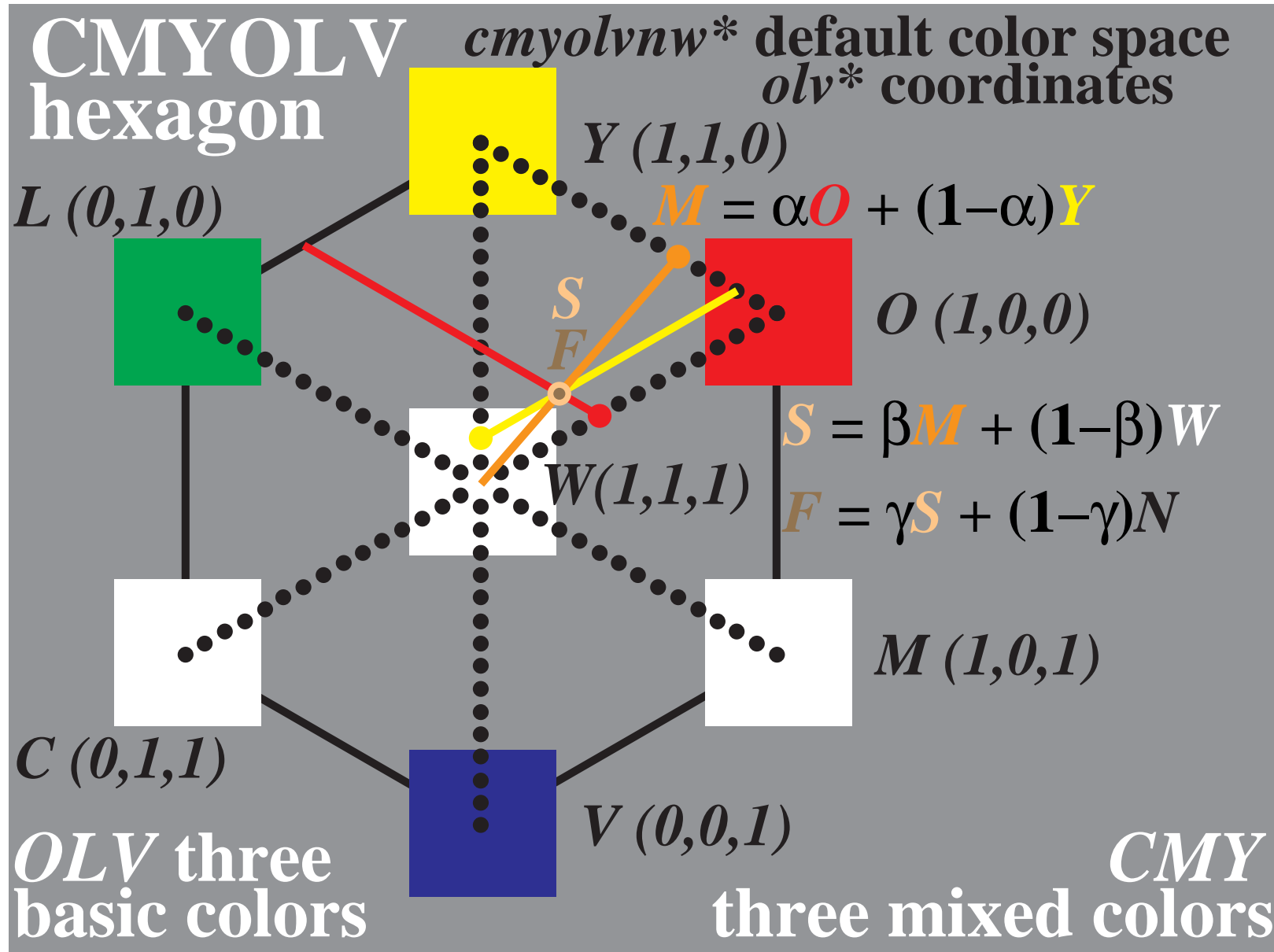
Definition of device coordinates similar to coordinates of colour order systems

*lch\**: relative lightness, chromaticness, hue

*tch\**, *tce\**: triangle lightness, chromaticness, hue or elementary hue

*nce\**: blackness, chromaticness, elementary hue

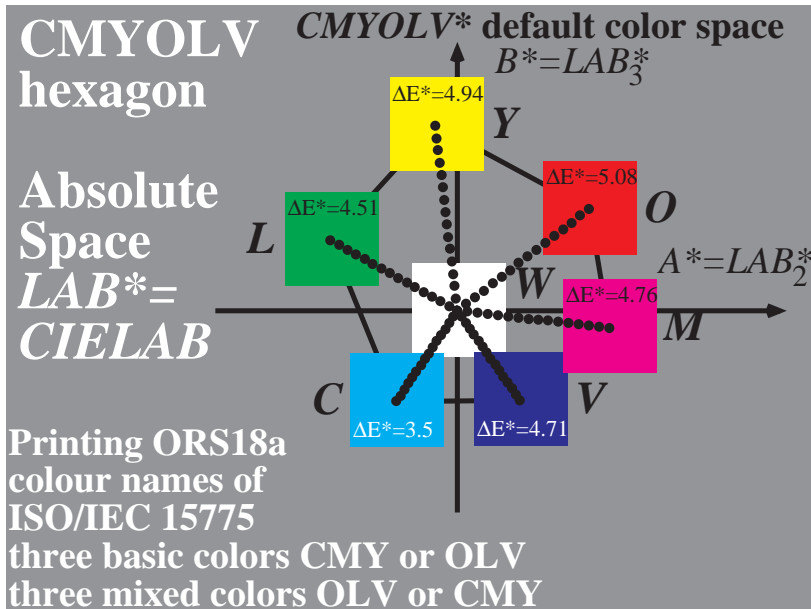
Figure 4: Components  $\alpha, \beta, \gamma$  of colour F mixed by 4 colours O,Y,N,W in sector O-Y



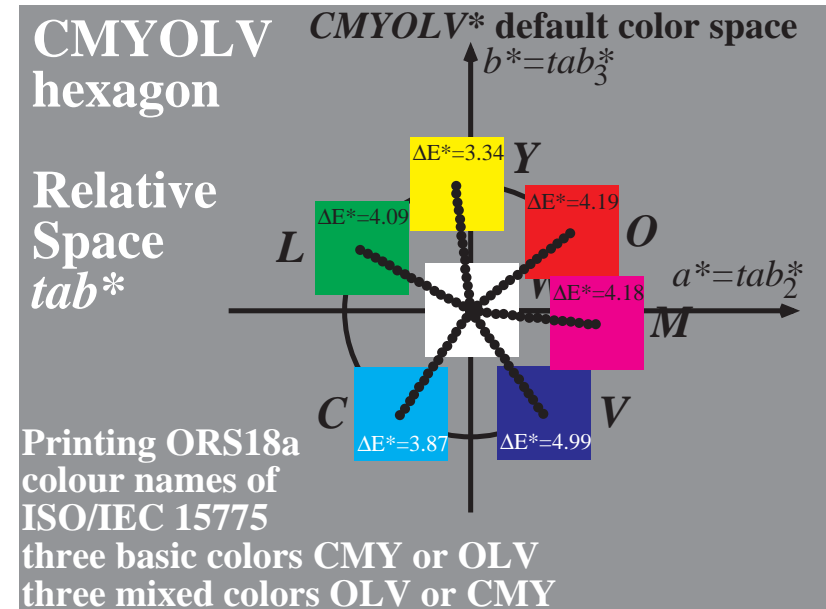
ME310-1, Colorimetric linear hexagon mixture  $\alpha, \beta, \gamma$



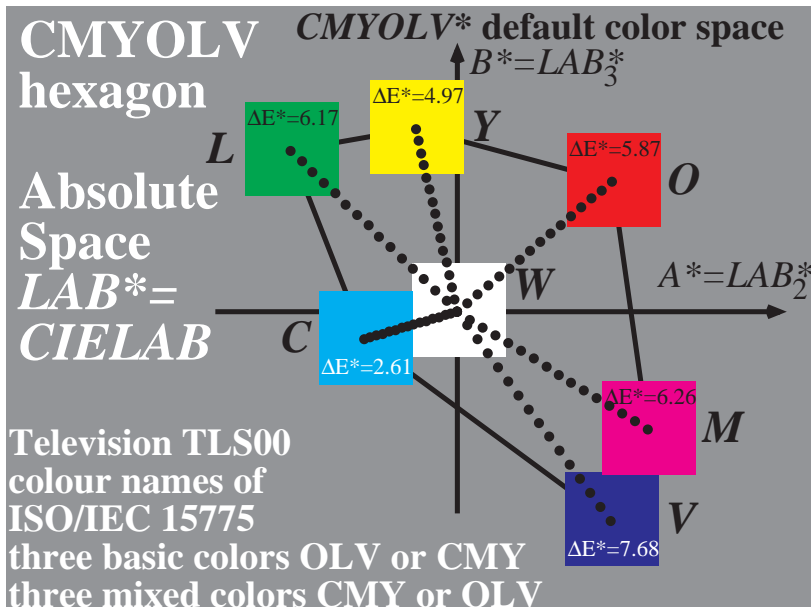
Figure 5: Colour coordinates  $LAB^*$  and  $lab^*$  of printing ORS18a and television TLS00



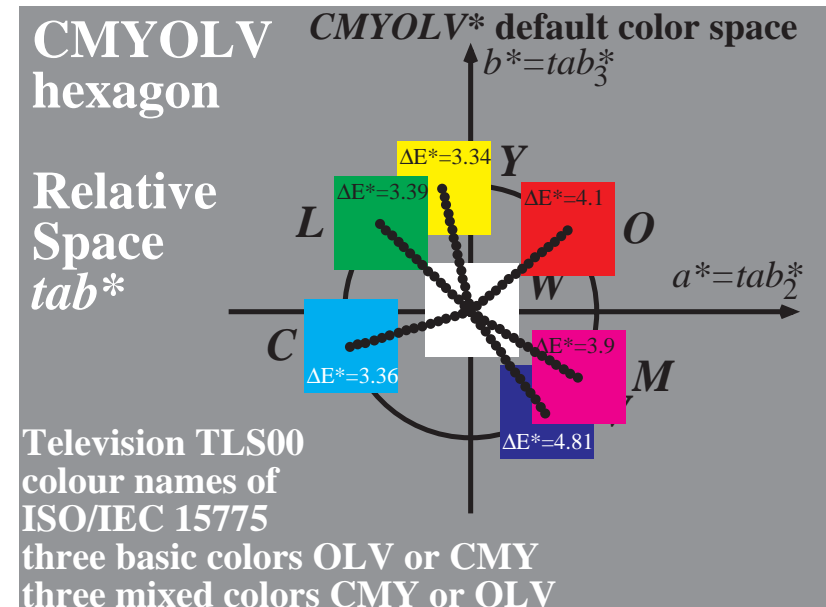
BE370–4, ORS18a in hue plane  $AB^*$  of  $LAB^*$



BE380–4, ORS18a in hue plane  $ab^*$  of  $tab^*$



BE390–1, TLS00 in plane  $AB^*$  of  $LAB^*$



BE381–1, TLS00 in hue plane  $ab^*$  of  $tab^*$

Figure 6: Calculation of device dependent relative CIELAB colour coordinates

## Connection equations between the NCCS and the CIELAB space

For the calculations lightness  $L^*$ , chroma  $C^*_{ab}$  and hue  $H^*$  of CIELAB are used.

Within a hue triangle (CIELAB hue angle  $H^* = \text{const.}$ ) there is the classical Ostwald equation: relative blackness + relative chromaticness + relative whiteness equals 1

$$\text{or} \quad \mathbf{n}^* + \mathbf{c}^* + \mathbf{w}^* = 1 \quad (0 \leq \mathbf{n}^*, \mathbf{c}^*, \mathbf{w}^* \leq 1) \quad (1)$$

A hue triangle in the CIELAB space is defined by the CIELAB coordinates of the given colour (F), the colours Black (N), White (W) and the colour of maximum chroma (M). For the colour F the **relative** coordinates chromaticness  $\mathbf{c}^*$ , lightness  $\mathbf{l}^*$ , triangle lightness  $\mathbf{t}^*$ , whiteness  $\mathbf{w}^*$  and blackness  $\mathbf{n}^*$  may be calculated in the following sequence of the equations (2) to (6).

$$\mathbf{c}^*(F) = C^*_{ab}(F) / C^*_{ab}(M) \quad (2)$$

$$\mathbf{l}^*(F) = [L^*(F) - L^*(N)] / [L^*(W) - L^*(N)] \quad (3)$$

$$\mathbf{t}^*(F) = \mathbf{l}^*(F) - \mathbf{c}^* \{ [L^*(M) - L^*(N)] / [L^*(W) - L^*(N)] - 0.5 \} \quad (4)$$

$$\mathbf{w}^*(F) = \mathbf{t}^*(F) - 0.5 \mathbf{c}^*(F) \quad (5)$$

$$\mathbf{n}^*(F) = 1 - \mathbf{c}^*(F) - \mathbf{w}^*(F) \quad (6)$$

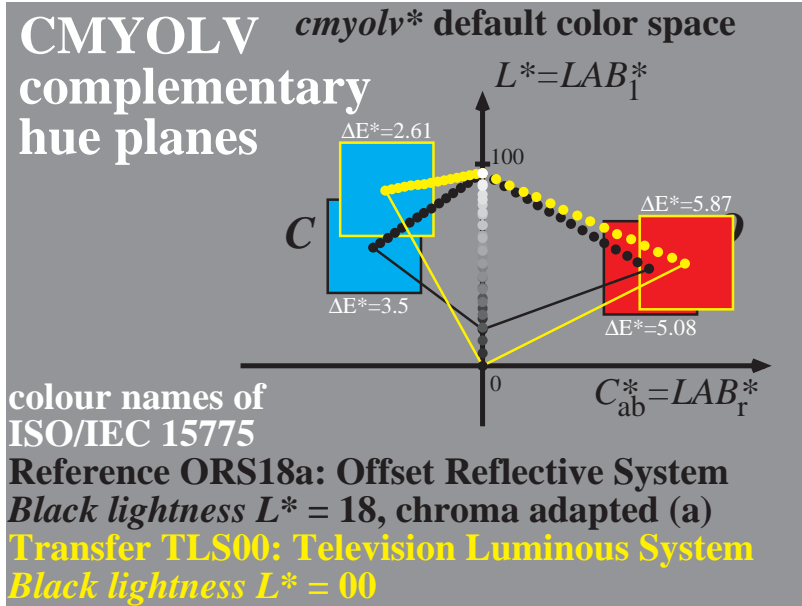
The coordinates of the new relative device dependent space NCCS (small letters) are given in **bold** and *italics* and the CIELAB coordinates (capital letters) are given only in *italics* for easy identification. The coordinates are completed by the relative hue ( $0 \leq \mathbf{h}^* \leq 1$ ) and two cartesian components  $-1 \leq \mathbf{a}^*, \mathbf{b}^* \leq 1$

$$\mathbf{h}^*(F) = H^*(F) / 360 \quad (7)$$

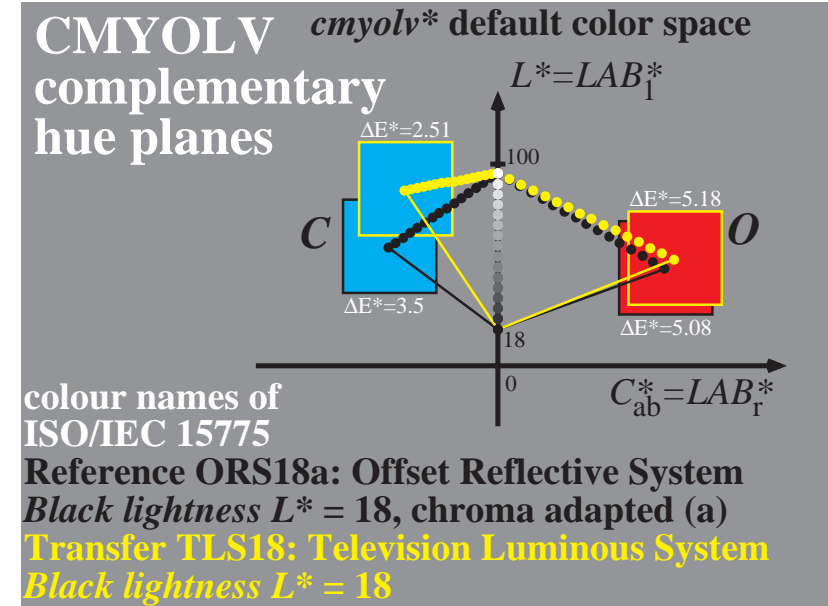
$$\mathbf{a}^*(F) = \mathbf{c}^*(F) \cos(H^*(F)) \quad (8)$$

$$\mathbf{b}^*(F) = \mathbf{c}^*(F) \sin(H^*(F)) \quad (9)$$

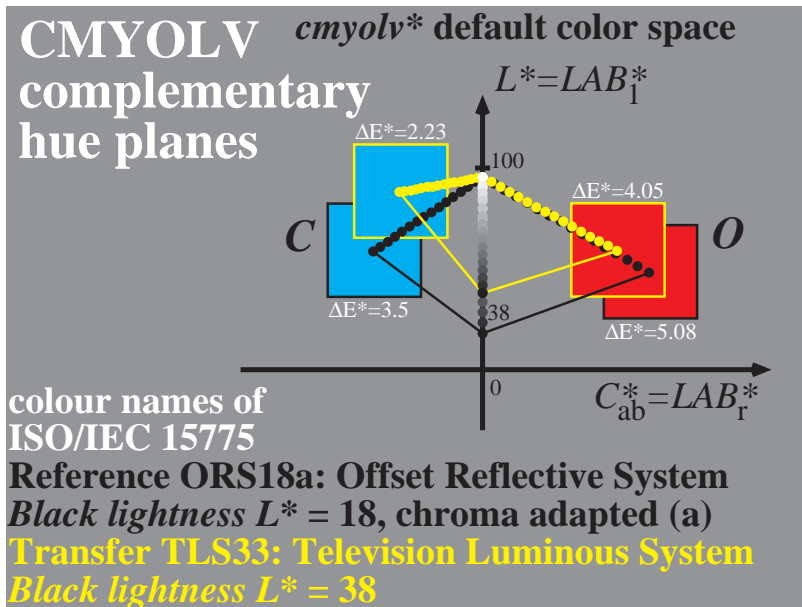
Figure 7: Reference offset colours and change of monitor colours by room light



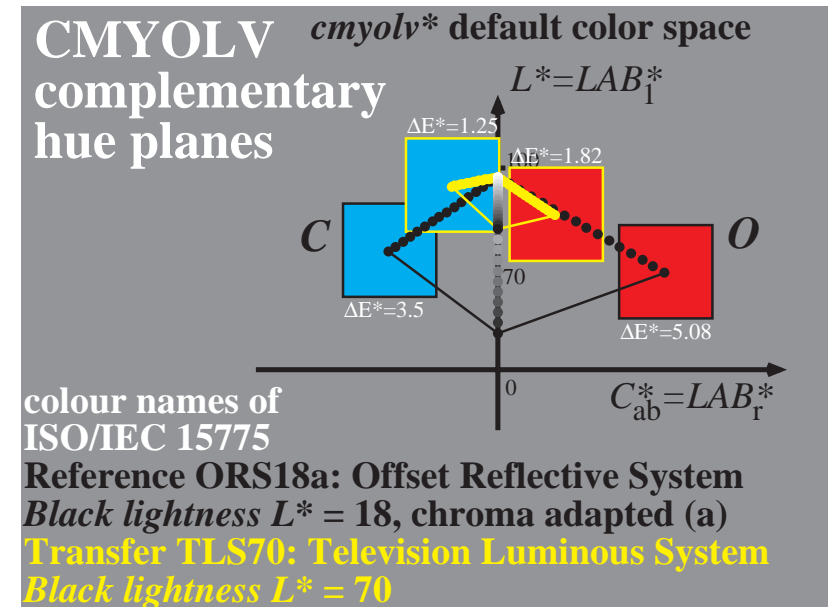
BE340-1, ORS18a – TLS00 in hue plane O-C



BE340-2, ORS18a – TLS18 in hue plane O-C



BE340-3, ORS18a – TLS33 in hue plane O-C



BE340-4, ORS18a – TLS70 in hue plane O-C



Figure 9: Work place assessment of 5 step grey scales




Figure 10: Linearized output with 5 step work place assessment




Figure 11: input - output relationship and inverse relation for output linearisation

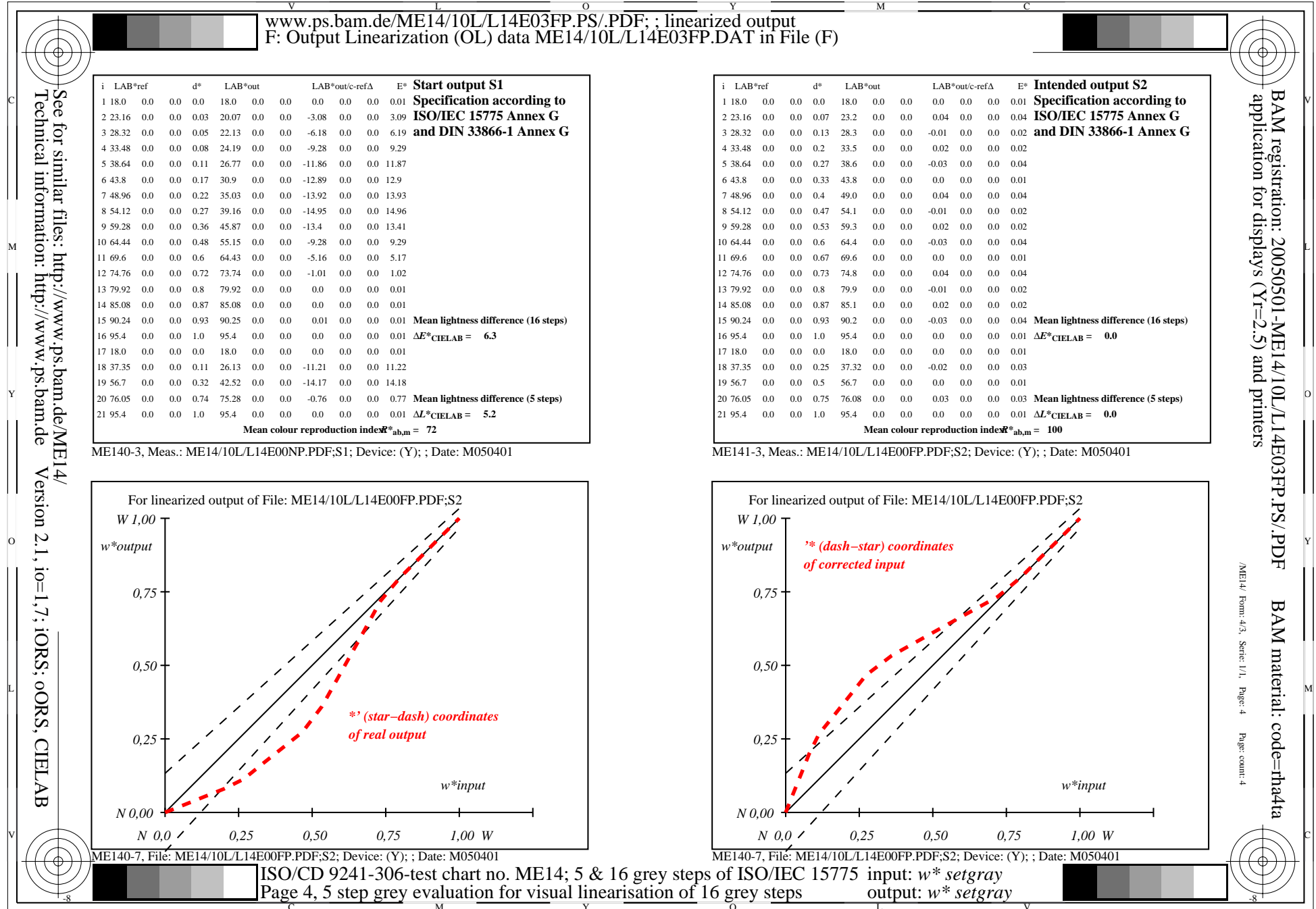


Figure 12: Colour triangle for chromatic and black generation

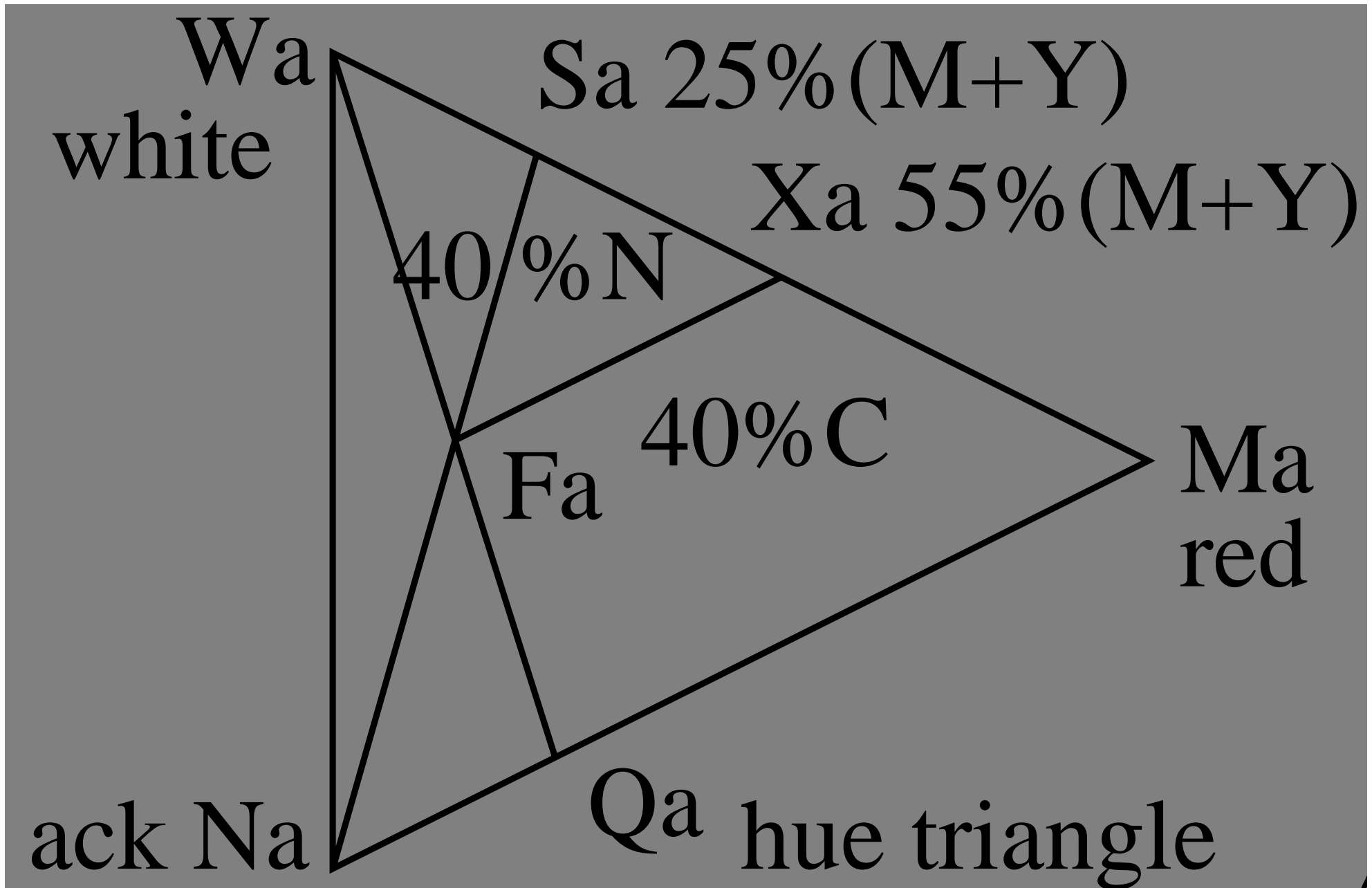




Figure 13: Calculation of Colour Coordinates

# R50J'

## Inform. Techn. (IT) relative:

<i>olvi3*</i>	0.6	0.525	0.45	(1.0)
<i>cmyn3*</i>	0.4	0.475	0.55	(0.0)
<i>olvi4*</i>	1.0	0.875	0.75	0.6
<i>cmyn4*</i>	0.0	0.125	0.25	0.4

## CIELAB absolute:

<i>LAB*LAB</i>	60.51	3.82	13.07
<i>LAB*LAB<sub>a</sub></i>	60.51	4.13	10.67
<i>LAB*TCH<sub>a</sub></i>	52.5	11.44	68.82

## CIELAB relative:

<i>lab*lab</i>	0.549	0.054	0.14
<i>lab*tch</i>	0.525	0.15	0.191
<i>lab*nch</i>	0.4	0.15	0.191

## Natural Colour (NC) relative:

<i>lab*lrj</i>	0.549	0.079	0.128
<i>lab*tce</i>	0.525	0.15	0.162
<i>lab*ncE</i>	0.4	0.15	r64j

Figure 14: Cost per page without and with black generation

## **BAM VIII.34-initiative: “Material efficiency of colour printer output”**

Goal: Improvement of the “**Material efficiency**” of printer output

**by equal costs per page** and equivalent reproduction properties according to DIN 33870 and DIN 33871-1:

The **material efficiency** is improved

- up to the **factor 3** if **remanufactured cartridges** are used (lower prices compared to the original cartridges)
- up to the **factor 3** if **black generation** is applied instead of chromatic generation
- up to the **factor 9** if both **remanufactured cartridges** are used **and black generation** is applied

If the user requirement of “grey image output” instead of “colour image output” is realized in the printer driver then there is an improvement

- up to the **factor 9** if **grey image output** instead of **colour image output** is applied
- up to the **factor 27** if both **remanufactured cartridges** **and grey image output** is applied

## Summary

- **There are new colorimetric methods for the scan and relative reproduction of 16 step colour series**
- **The linearization of the monitor or printer system is a basis for high efficiency**
- **Linearization maintains the details, for example the recognition of Landolt-rings on any device**
- **Colorimetric Image Technology (CIT) is the basis for an efficient output on monitors and printers**
- **Visual efficiency of monitor output is improved if colorimetric methods consider the room light**
- **Material efficiency of printout is improved by up to a factor 27 if colorimetric black generation is used**

## Standards, Technical Reports and References

The author was active as a leader for the standards [1] to [3] and was editor of the international standard documents [4] to [7].

- [1] **DIN 33870:2000**: Requirements and tests for the remanufacturing of used toner modules black for electrophotographic printers, copiers and fax machines (Anforderungen und Prüfungen für die Aufbereitung von gebrauchten Tonermodulen schwarz für electrophotographische Drucker, Kopierer und Fernkopierer)
- [2] **DIN 33871-1:2003**: Requirements for remanufacturing of used inkjet heads and inkjet tanks of inkjet printers (Aufbereitung von gebrauchten Tintendruckköpfen und Tintentanks für Tintenstrahldrucker)
- [3] **DIN 33866-1 bis 5:2000**: Information technology – Office machines – Machines for colour image reproduction: Method for specifying image reproduction of colour devices by digital and analog test charts, This standard includes analog DIN-test charts no. 1 to 4.
- [4] **ISO/IEC DIS 19839-1 bis -4:2000**; Information technology - Office machines - Colour image reproduction equipment, Methods for specifying image reproduction of colour devices by digital and analog test charts
- [5] **ISO/IEC 15775:1999**; Information technology – Office machines – Machines for colour image reproduction - Method of specifying image reproduction of colour copying machines by analog test charts – Realisation and application
- [6] **ISO/IEC TR 19797:2004**, Information technology - Device output of 16-step colour scales, output linearization method (LM) and specification of the reproduction properties, ISO/IEC JTC1/SC28 (21pages)
- [7] **ISO/IEC TR 24705:2005** (under publication), Method of specifying image reproduction of colour devices by digital and analog test charts, (79 pages)
- [8] Richter, K. (2004), Natural colour connection space (NCCS) between input and output for office systems, International Semina on Information Office Equipment Standardization, Korean Agency for Technology and Standards, pages 71-92, see the URL (1.4 MByte, 27 pages)  
<http://www.ps.bam.de/BAMAG1.PDF>
- [9] Richter, K. (2005), Linear relationship between CIELAB and device coordinates for Colorimetric Image Technology (CIT), see the URL (140 kByte, 6 pages)  
<http://www.ps.bam.de/CIE05.PDF>
- [10] Richter, K. (2005), Material efficiency for image output on colour printers. In English and German versions see the URLs (6 pages, 88 kByte)  
<http://www.ps.bam.de/UBAE05.PDF>  
<http://www.ps.bam.de/UBAG05.PDF>
- [11] Richter, K. (2005), Visual efficiency for image output on colour monitors, In English and German versions see the URLs (10 pages, 1 MByte)  
<http://www.ps.bam.de/VISE05.PDF>  
<http://www.ps.bam.de/VISG05.PDF>

Remark: For further publications and analog and digital BAM-, DIN-, CEN- and ISO/IEC-test charts, see (> 1 Million connections/per year since 2002):

<http://www.ps.bam.de>