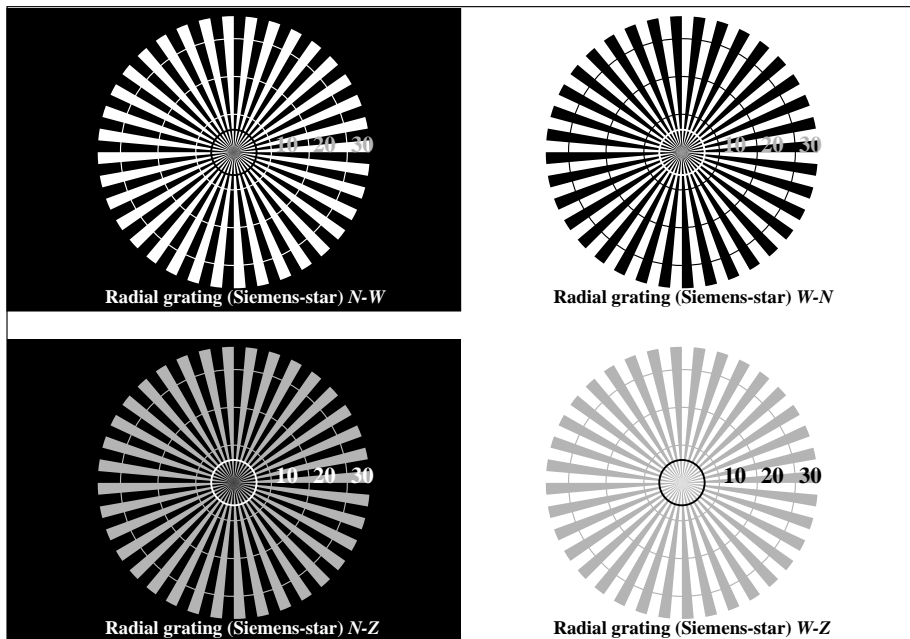


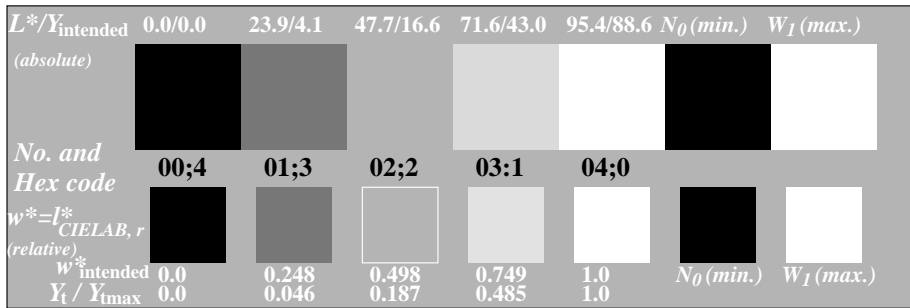
See for similar files: <http://www.ps.bam.de/CE67/>
 Technical information: <http://www.ps.bam.de/9241>

Version 2.0, io=3.3, CIEXYZ, 2.0 exp

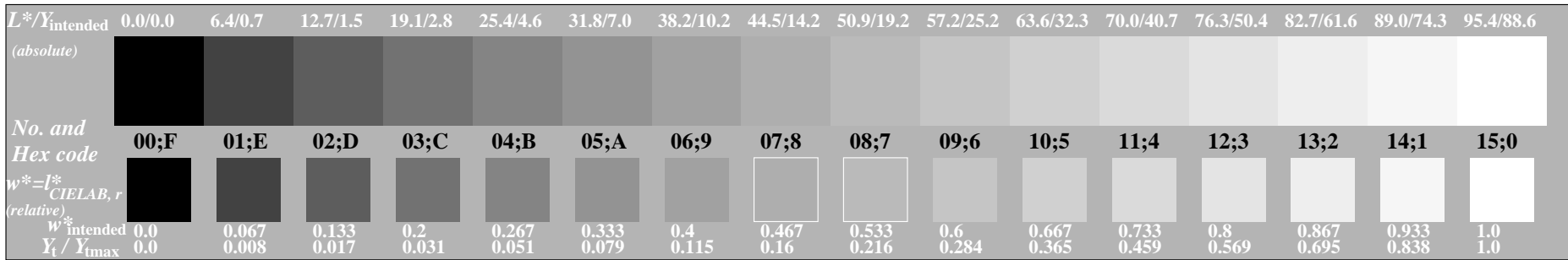
BAM registration: 20040101-CE67/10Q/Q67E00FP.PS/.PDF BAM material: code=rh4ta
 Application for achromatic display output with CIE LAB contrast range $L^*_w:L^*_n = 95.4 : 0.0$



Picture C1: Radial gratings (Siemens-stars) N-W, W-N, N-Z and W-Z; PS operator: `www*setrgbcolor`




Picture C2: 5 visual equidistant L^* -grey steps + N_0 + W_1 ; PS operator: `www*setrgbcolor`



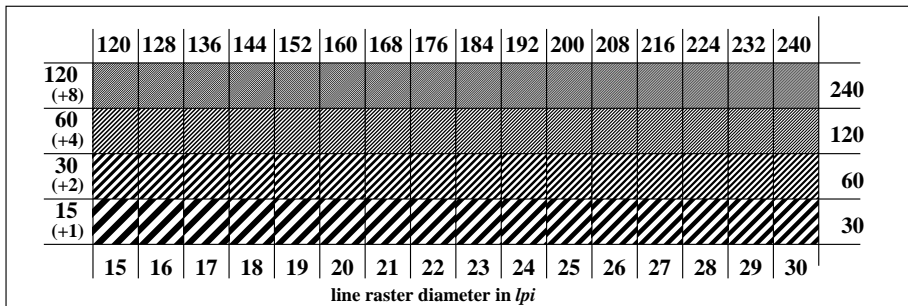
Picture C3: 16 visual equidistant L^* -grey steps; PS operator: `www*setrgbcolor`

ISO 9241-test chart for contrast range $Y_w:Y_n = 88.6 : 0.0$
 Ergonomics – Visual Displays – Field Assessment Methods

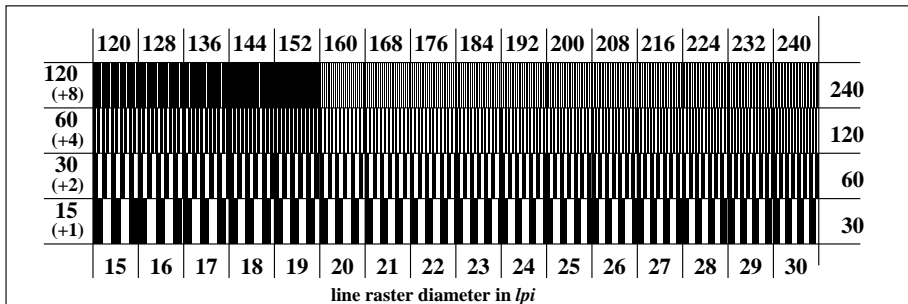
input: `www*setrgbcolor`
 output: no change compared to input



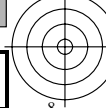
Picture C4: Landolt-rings W-N; PS operator: `www*setrgbcolor`

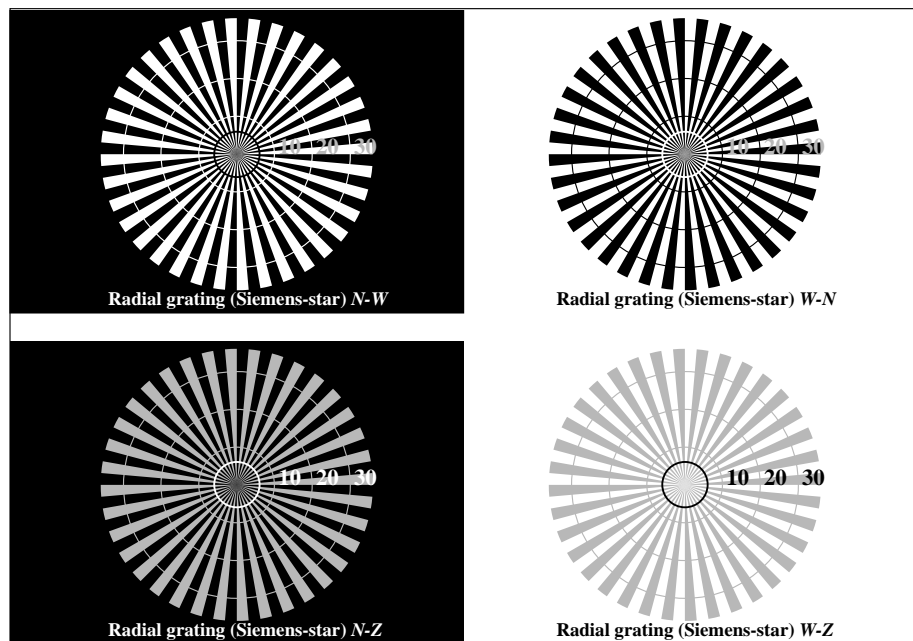


Picture C5: Line raster under 45° (or 135°); PS operator: `www*setrgbcolor`

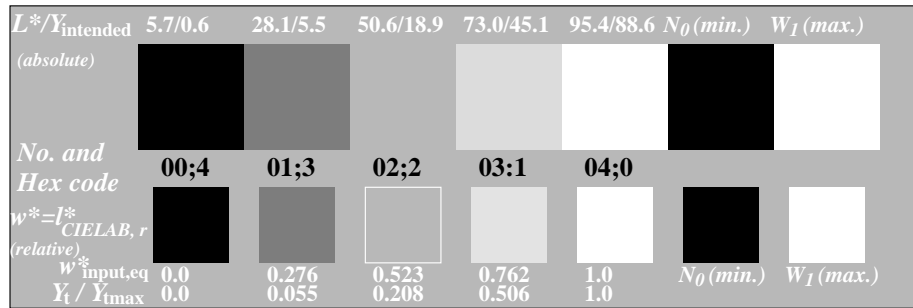


Picture C6: Line raster under 90° (or 0°); Use of the PS operator `www*setrgbcolor`

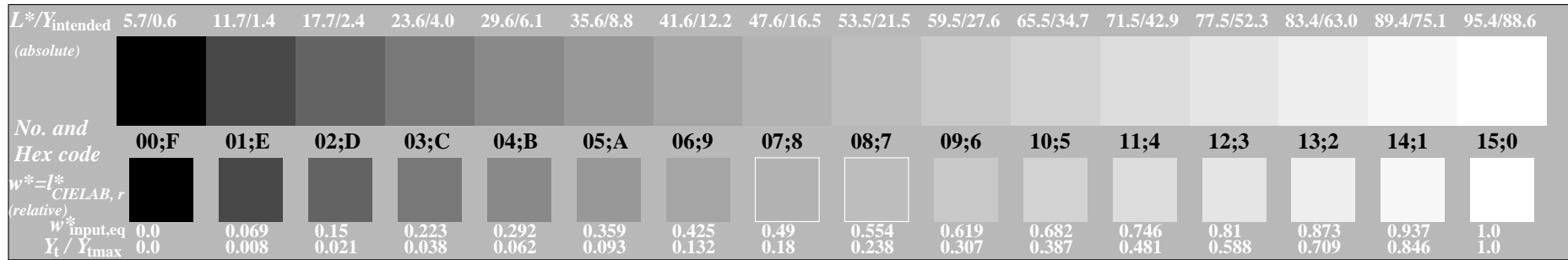




Picture C1: Radial gratings (Siemens-stars) N-W, W-N, N-Z and W-Z; PS operator: `www*setrgbcolor`



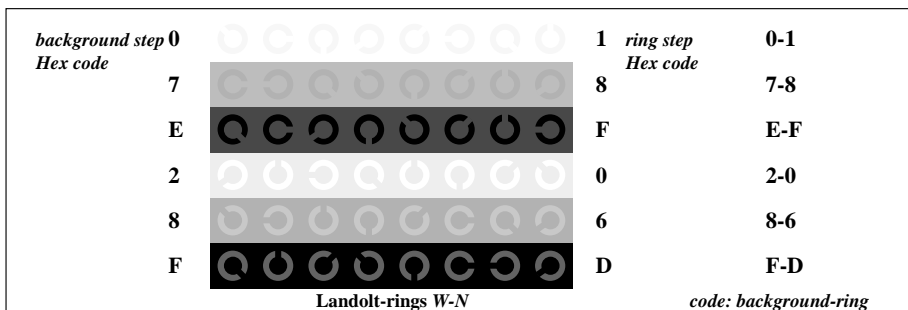
Picture C2: 5 visual equidistant L^* -grey steps + N_0 + W_1 ; PS operator: `www*setrgbcolor`



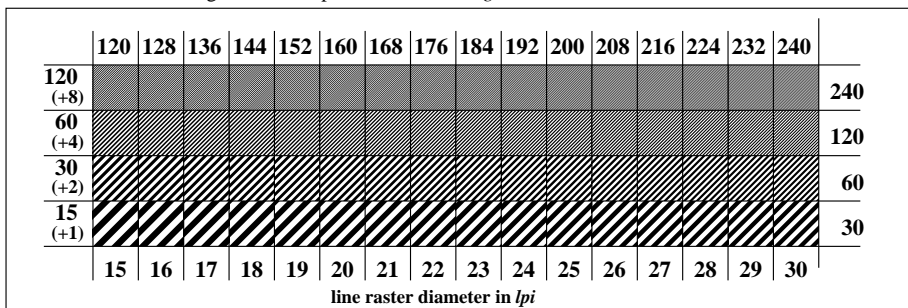
Picture C3: 16 visual equidistant L^* -grey steps; PS operator: `www*setrgbcolor`

ISO 9241-test chart for contrast range $Y_w:Y_n = 88.6 : 0.6$
 Ergonomics – Visual Displays – Field Assessment Methods

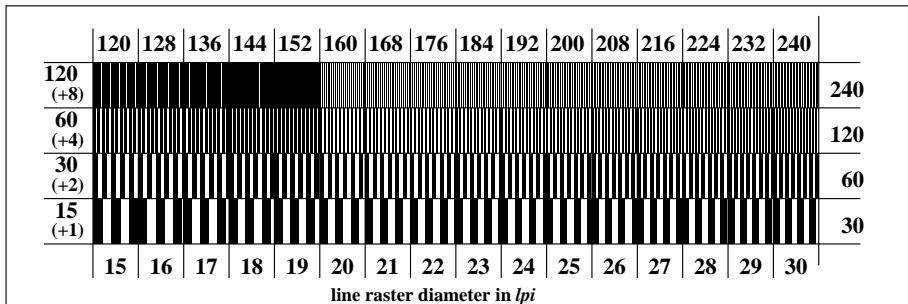
input: `www*setrgbcolor`
 output: no change compared to input



Picture C4: Landolt-rings W-N; PS operator: `www*setrgbcolor`



Picture C5: Line raster under 45° (or 135°); PS operator: `www*setrgbcolor`

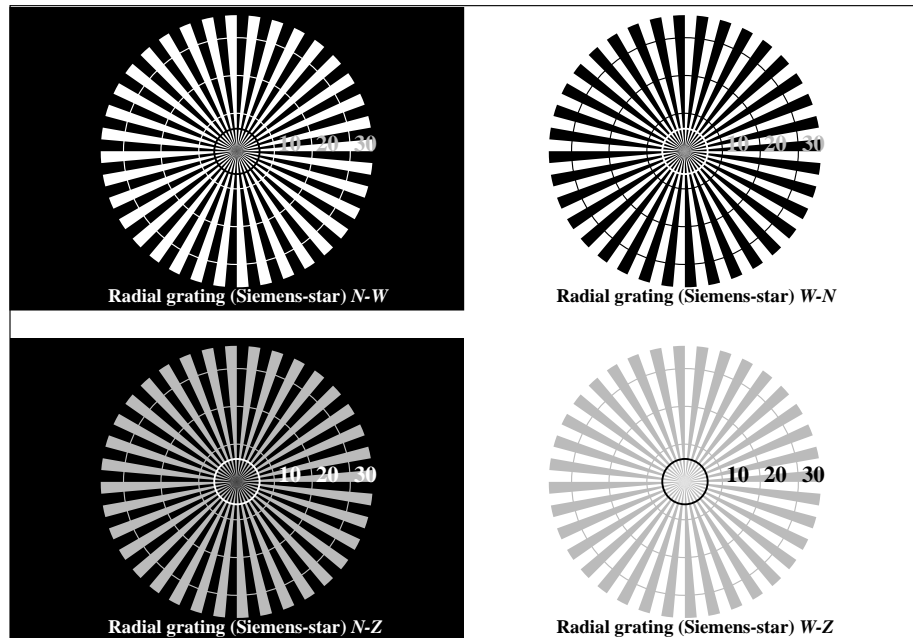


Picture C6: Line raster under 90° (or 0°); Use of the PS operator `www*setrgbcolor`

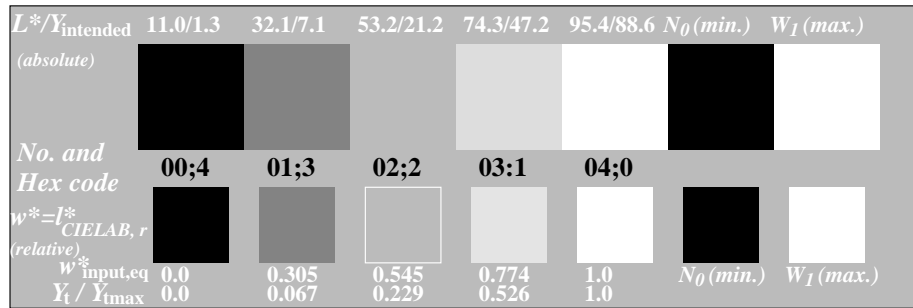
See for similar files: <http://www.ps.bam.de/CE67/>
 Technical information: <http://www.ps.bam.de/9241>

Version 2.0, io=3.3, CIEXYZ, 2.0 exp

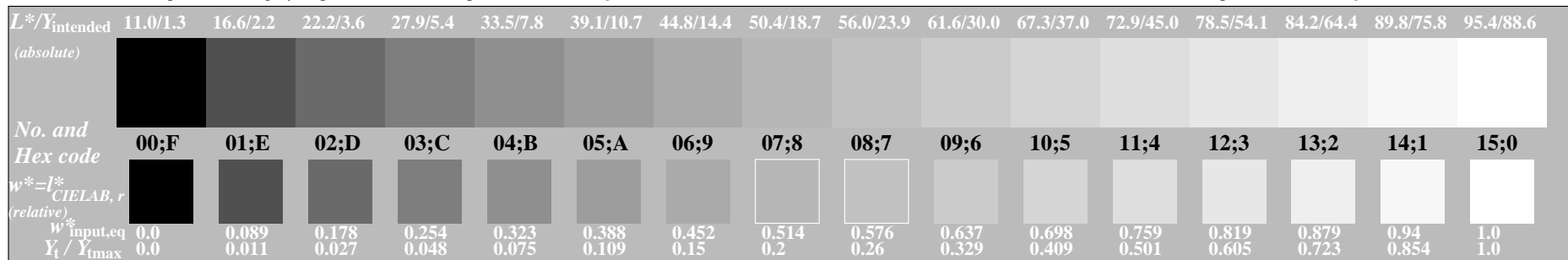
BAM registration: 20040101-CE67/10Q/Q67E10FP.PS/.PDF BAM material: code=rh4ta
 Application for achromatic display output with CIE LAB contrast range $L^*_w:L^*_n = 95.4 : 5.7$



Picture C1: Radial gratings (Siemens-stars) N-W, W-N, N-Z and W-Z; PS operator: `www*setrgbcolor`




Picture C2: 5 visual equidistant L^* -grey steps + N_0 + W_1 ; PS operator: `www*setrgbcolor`



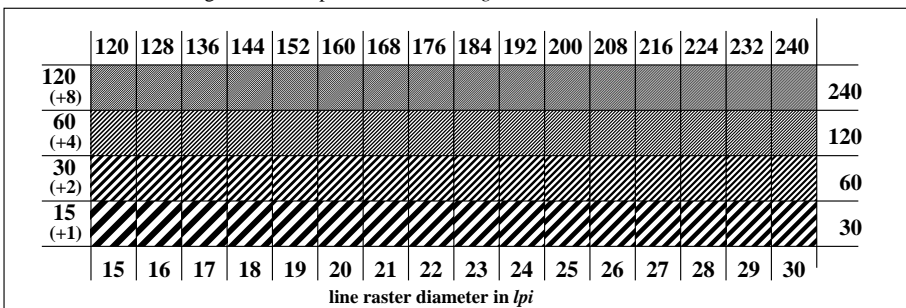
Picture C3: 16 visual equidistant L^* -grey steps; PS operator: `www*setrgbcolor`

ISO 9241-test chart for contrast range $Y_w:Y_n = 88.6 : 1.3$
 Ergonomics – Visual Displays – Field Assessment Methods


input: `www*setrgbcolor`
 output: no change compared to input



Picture C4: Landolt-rings W-N; PS operator: `www*setrgbcolor`



Picture C5: Line raster under 45° (or 135°); PS operator: `www*setrgbcolor`

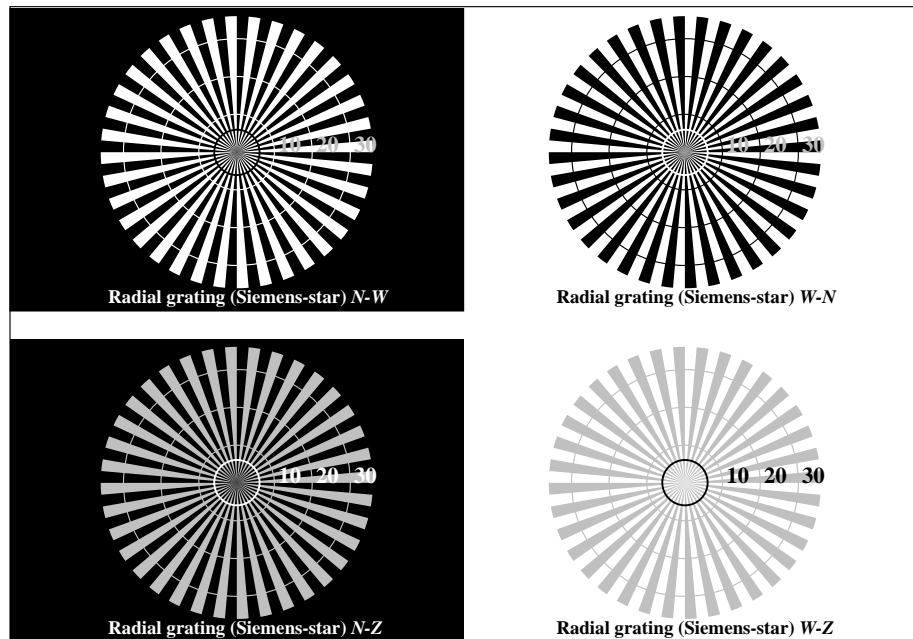


Picture C6: Line raster under 90° (or 0°); Use of the PS operator `www*setrgbcolor`

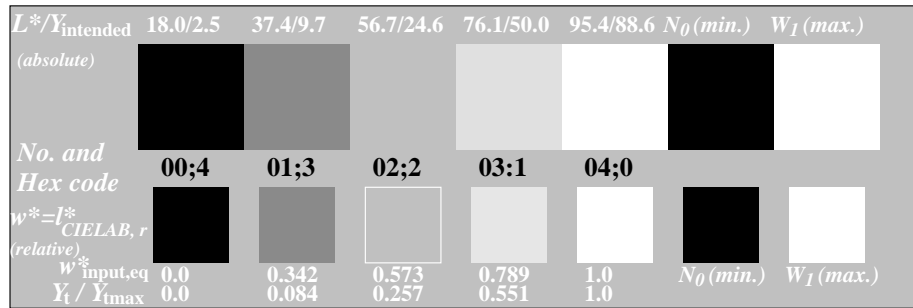
See for similar files: <http://www.ps.bam.de/CE67/>
 Technical information: <http://www.ps.bam.de/9241>

Version 2.0, io=3.3, CIEXYZ, 2.0 exp

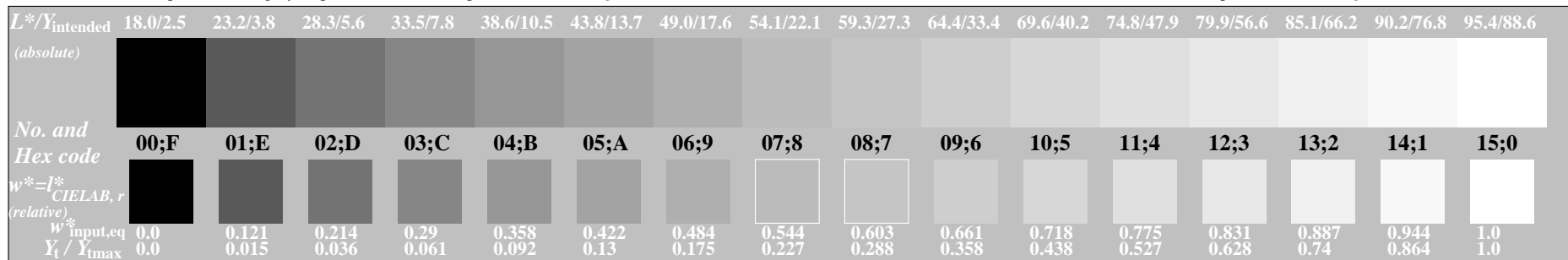
BAM registration: 20040101-CE67/10Q/Q67E20FP.PS/.PDF BAM material: code=rh4ta
 Application for achromatic display output with CIE LAB contrast range $L^*_w:L^*_n = 95.4 : 11.0$



Picture C1: Radial gratings (Siemens-stars) N-W, W-N, N-Z and W-Z; PS operator: `www*setrgbcolor`

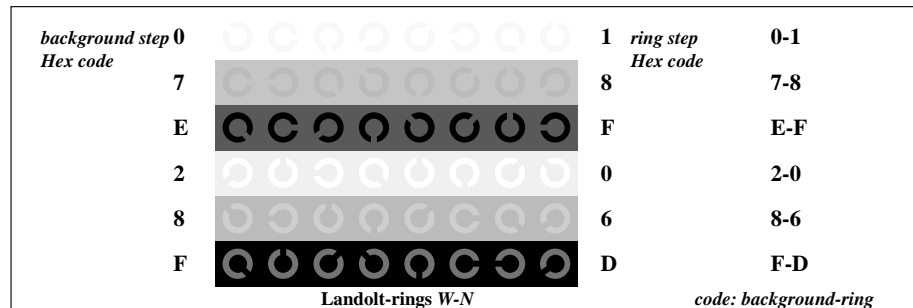


Picture C2: 5 visual equidistant L^* -grey steps + N_0 + W_1 ; PS operator: `www*setrgbcolor`

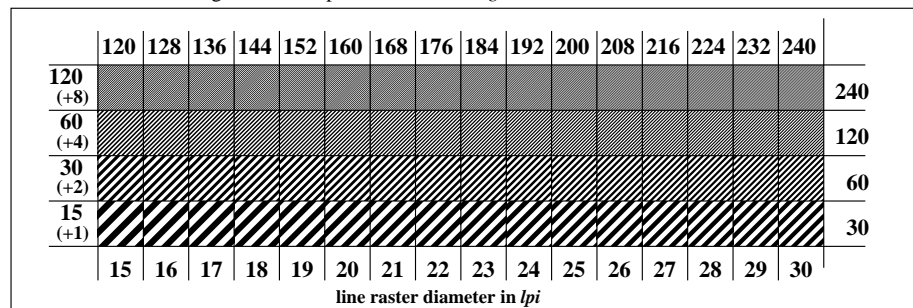


Picture C3: 16 visual equidistant L^* -grey steps; PS operator: `www*setrgbcolor`


ISO 9241-test chart for contrast range $Y_w:Y_n = 88.6 : 2.5$
 Ergonomics – Visual Displays – Field Assessment Methods



Picture C4: Landolt-rings W-N; PS operator: `www*setrgbcolor`



Picture C5: Line raster under 45° (or 135°); PS operator: `www*setrgbcolor`



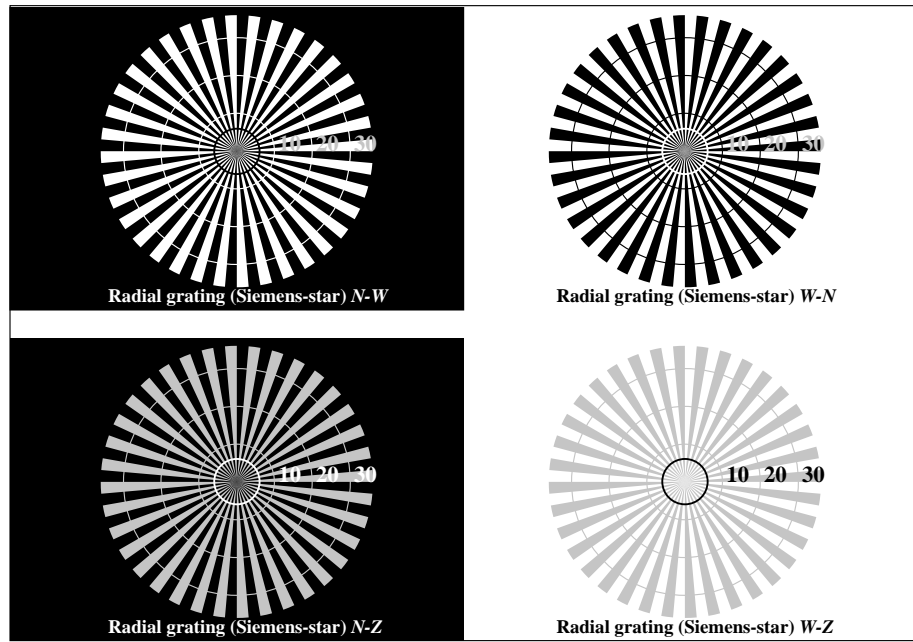
Picture C6: Line raster under 90° (or 0°); Use of the PS operator `www*setrgbcolor`

input: `www*setrgbcolor`
 output: no change compared to input

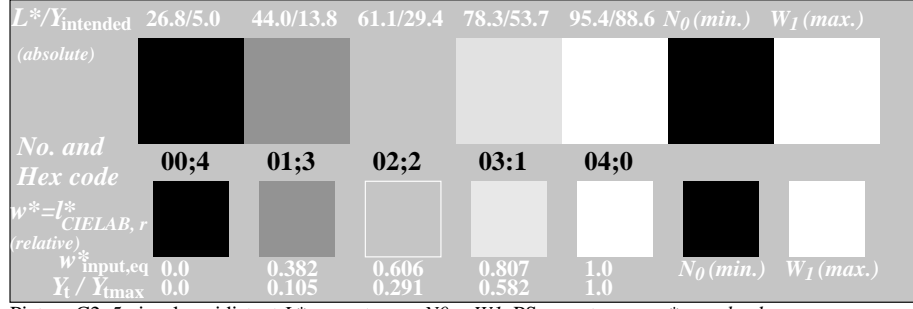
See for similar files: <http://www.ps.bam.de/CE67/>
 Technical information: <http://www.ps.bam.de/9241>

Version 2.0, io=3.3, CIEXYZ, 2.0 exp

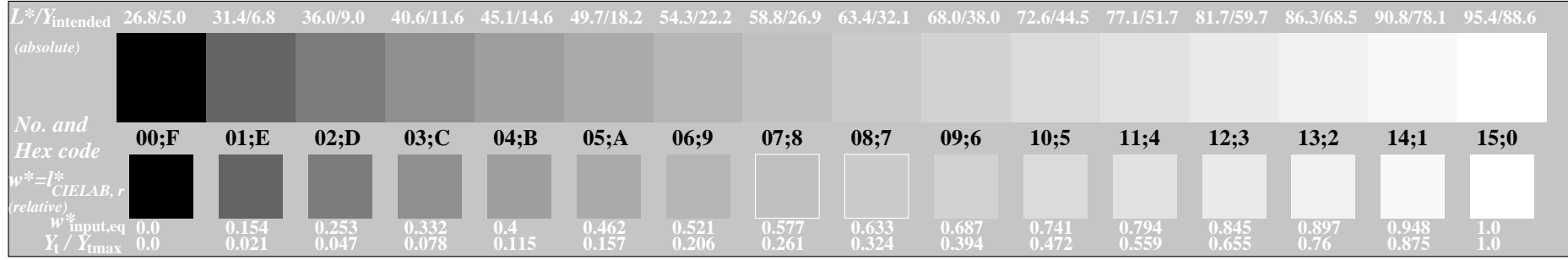
BAM registration: 20040101-CE67/10Q/Q67E30FP.PS/.PDF BAM material: code=rh4ta
 Application for achromatic display output with CIE LAB contrast range $L^*_w:L^*_n = 95.4 : 18.0$



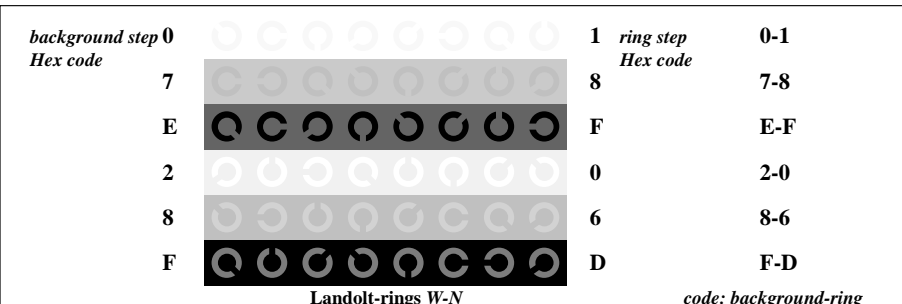
Picture C1: Radial gratings (Siemens-stars) N-W, W-N, N-Z and W-Z; PS operator: `www*setrgbcolor`



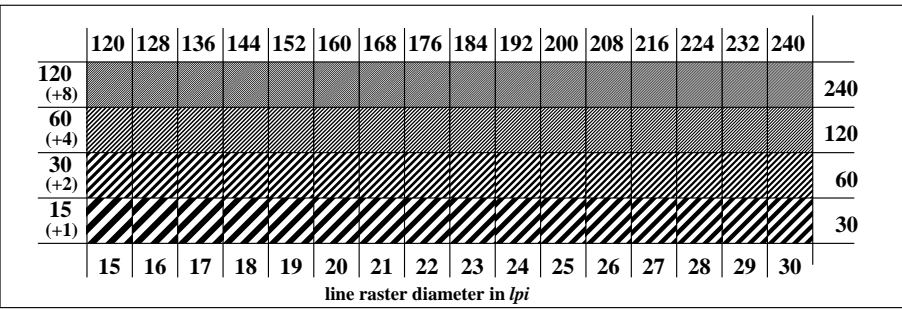
Picture C2: 5 visual equidistant L^* -grey steps + N_0 + W_1 ; PS operator: `www*setrgbcolor`




Picture C3: 16 visual equidistant L^* -grey steps; PS operator: `www*setrgbcolor`



Picture C4: Landolt-rings W-N; PS operator: `www*setrgbcolor`



Picture C5: Line raster under 45° (or 135°); PS operator: `www*setrgbcolor`



Picture C6: Line raster under 90° (or 0°); Use of the PS operator `www*setrgbcolor`

See for similar files: <http://www.ps.bam.de/CE67/>
 Technical information: <http://www.ps.bam.de/9241>

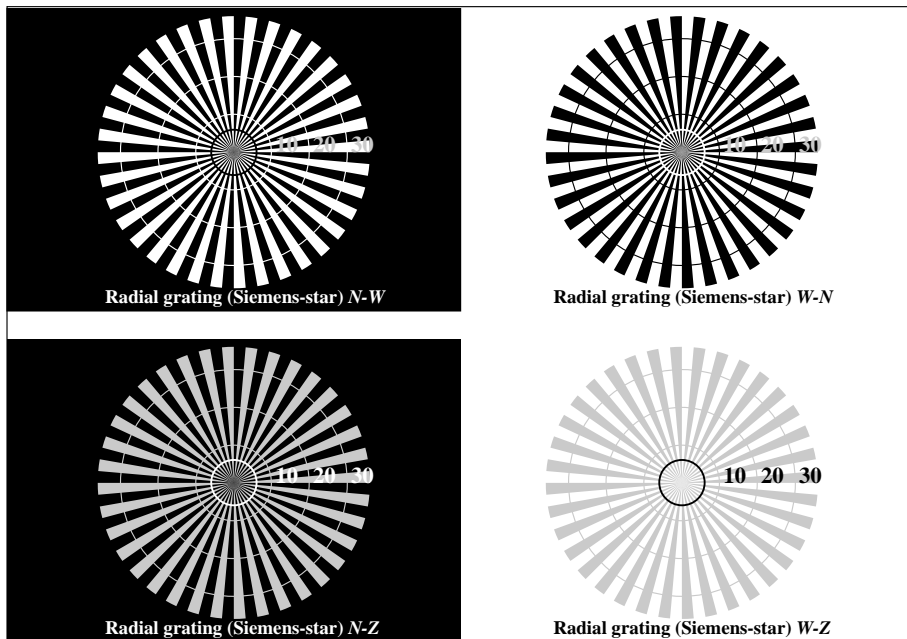
Version 2.0, io=3.3, CIEXYZ, 2.0 exp

BAM registration: 20040101-CE67/10Q/Q67E40FP.PS/.PDF BAM material: code=rh4ta
 Application for achromatic display output with CIE LAB contrast range $L^*_w:L^*_n = 95.4 : 26.8$

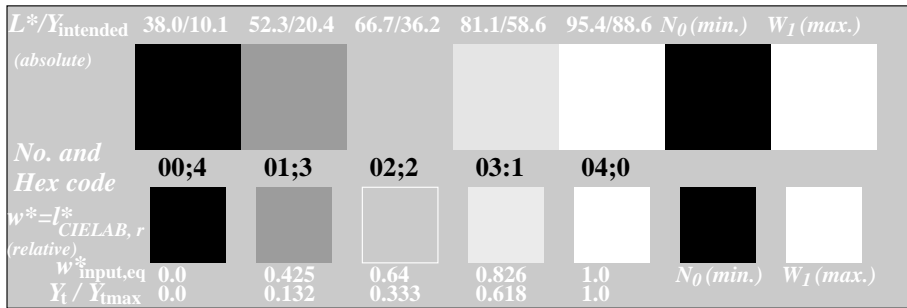
See for similar files: <http://www.ps.bam.de/CE67/>
 Technical information: <http://www.ps.bam.de/9241>

Version 2.0, io=3.3, CIEXYZ, 2.0 exp

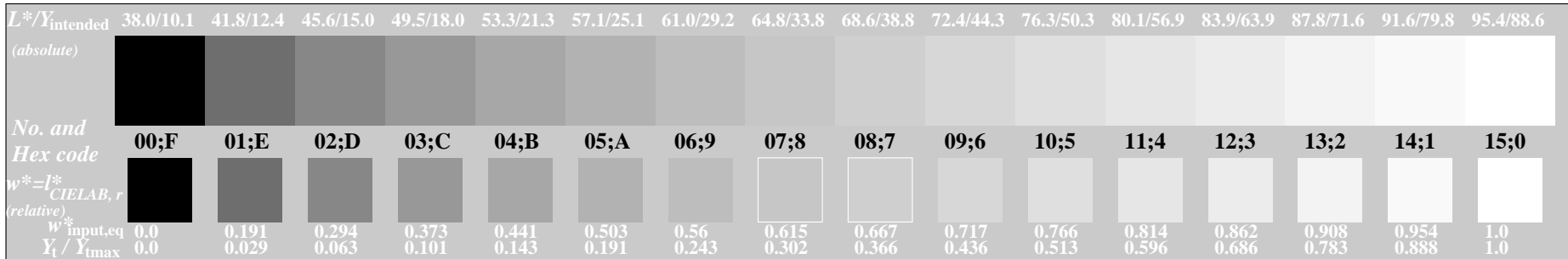
BAM registration: 20040101-CE67/10Q/Q67E50FP.PS/.PDF BAM material: code=rh4ta
 Application for achromatic display output with CIE LAB contrast range $L^*_w:L^*_n = 95.4 : 38.0$




Picture C1: Radial gratings (Siemens-stars) N-W, W-N, N-Z and W-Z; PS operator: `www*setrgbcolor`



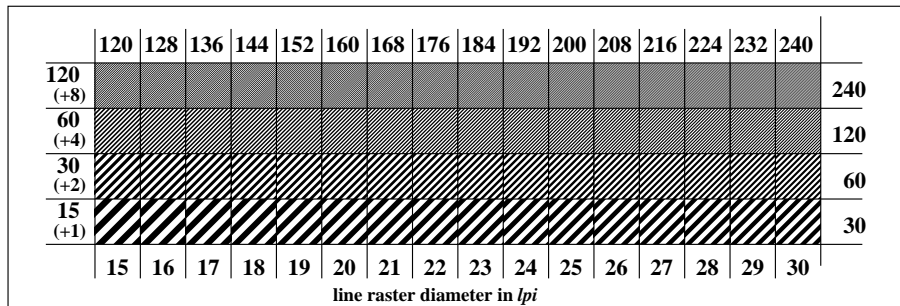
Picture C2: 5 visual equidistant L^* -grey steps + N_0 + W_1 ; PS operator: `www*setrgbcolor`



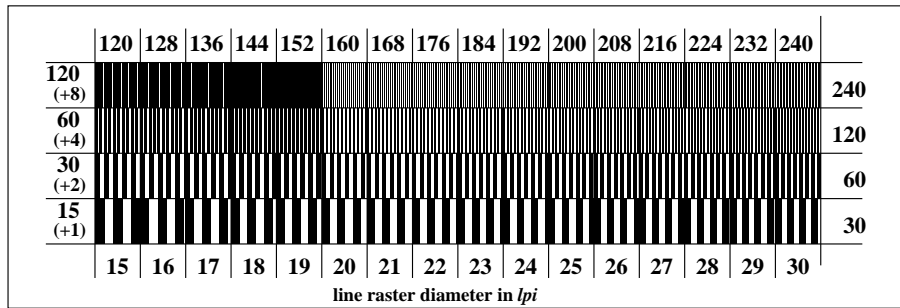
Picture C3: 16 visual equidistant L^* -grey steps; PS operator: `www*setrgbcolor`



Picture C4: Landolt-rings W-N; PS operator: `www*setrgbcolor`



Picture C5: Line raster under 45° (or 135°); PS operator: `www*setrgbcolor`

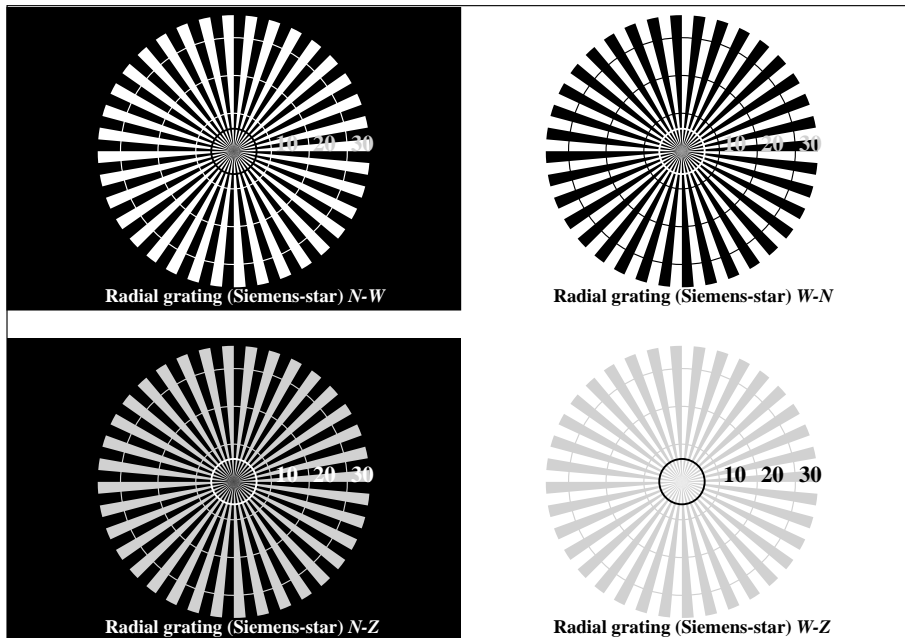


Picture C6: Line raster under 90° (or 0°); Use of the PS operator `www*setrgbcolor`

See for similar files: <http://www.ps.bam.de/CE67/>
 Technical information: <http://www.ps.bam.de/9241>

Version 2.0, io=3.3, CIEXYZ, 2.0 exp

BAM registration: 20040101-CE67/10Q/Q67E60FP.PS/.PDF BAM material: code=rh4ta
 Application for achromatic display output with CIE LAB contrast range $L^*:L^*_n = 95.4 : 52.0$



Picture C1: Radial gratings (Siemens-stars) N-W, W-N, N-Z and W-Z; PS operator: `www*setrgbcolor`

$L^*/Y_{intended}$ (absolute)	52.0/20.2	62.9/31.4	73.7/46.3	84.6/65.2	95.4/88.6	N_0 (min.)	W_1 (max.)
No. and Hex code	00;4	01;3	02;2	03;1	04;0		
$w^* = I^*_{CIE LAB, r}$ (relative)							
$w^*_{input, eq}$	0.0	0.472	0.678	0.847	1.0	N_0 (min.)	W_1 (max.)
Y_t / Y_{tmax}	0.0	0.165	0.381	0.657	1.0		

Picture C2: 5 visual equidistant L^* -grey steps + N_0 + W_1 ; PS operator: `www*setrgbcolor`

$L^*/Y_{intended}$ (absolute)	52.0/20.2	54.9/22.8	57.8/25.8	60.7/28.9	63.6/32.3	66.5/36.0	69.4/39.9	72.3/44.1	75.2/48.5	78.1/53.3	80.9/58.4	83.8/63.8	86.7/69.5	89.6/75.5	92.5/81.9	95.4/88.6
No. and Hex code	00;F	01;E	02;D	03;C	04;B	05;A	06;9	07;8	08;7	09;6	10;5	11;4	12;3	13;2	14;1	15;0
$w^* = I^*_{CIE LAB, r}$ (relative)																
$w^*_{input, eq}$	0.0	0.226	0.338	0.419	0.487	0.547	0.603	0.654	0.702	0.748	0.793	0.836	0.878	0.92	0.959	1.0
Y_t / Y_{tmax}	0.0	0.039	0.082	0.128	0.177	0.231	0.288	0.349	0.415	0.484	0.558	0.637	0.72	0.809	0.902	1.0


Picture C3: 16 visual equidistant L^* -grey steps; PS operator: `www*setrgbcolor`

ISO 9241-test chart for contrast range $Y_w:Y_n = 88.6 : 20.2$
 Ergonomics – Visual Displays – Field Assessment Methods


background step 0 Hex code	1 ring step Hex code	0-1 Hex code
7	8	7-8
E	F	E-F
2	0	2-0
8	6	8-6
F	D	F-D

Landolt-rings W-N code: background-ring

Picture C4: Landolt-rings W-N; PS operator: `www*setrgbcolor`

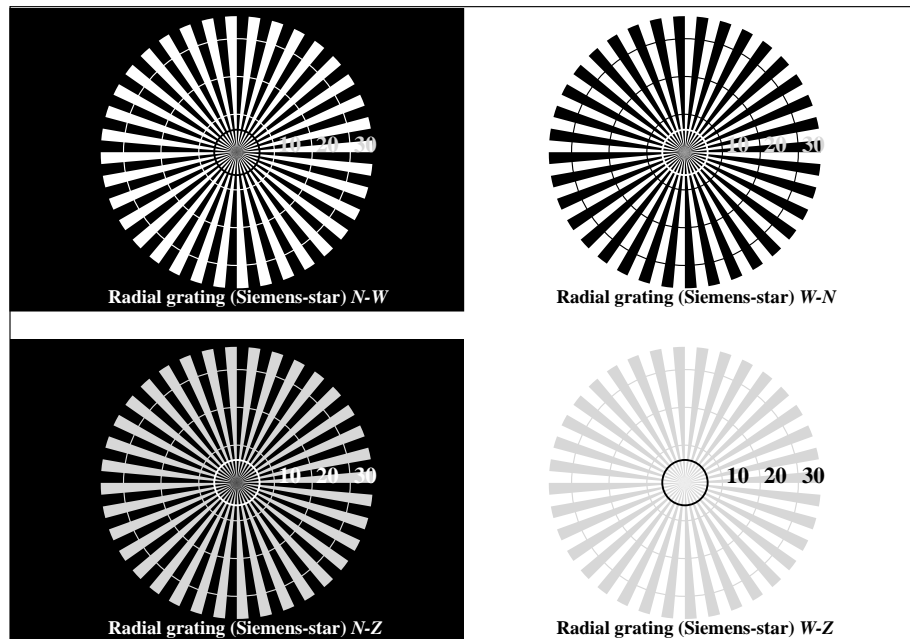


Picture C5: Line raster under 45° (or 135°); PS operator: `www*setrgbcolor`

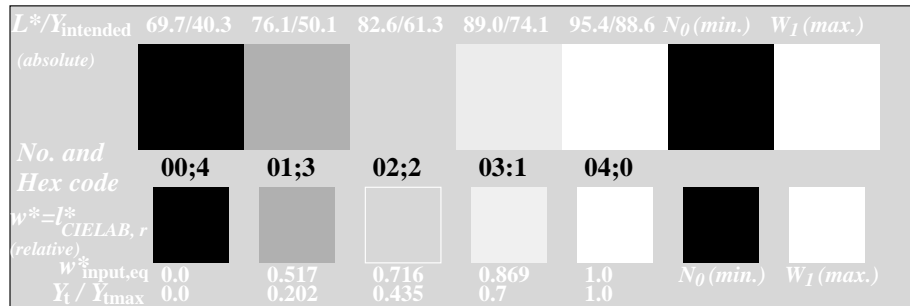


Picture C6: Line raster under 90° (or 0°); Use of the PS operator `www*setrgbcolor`

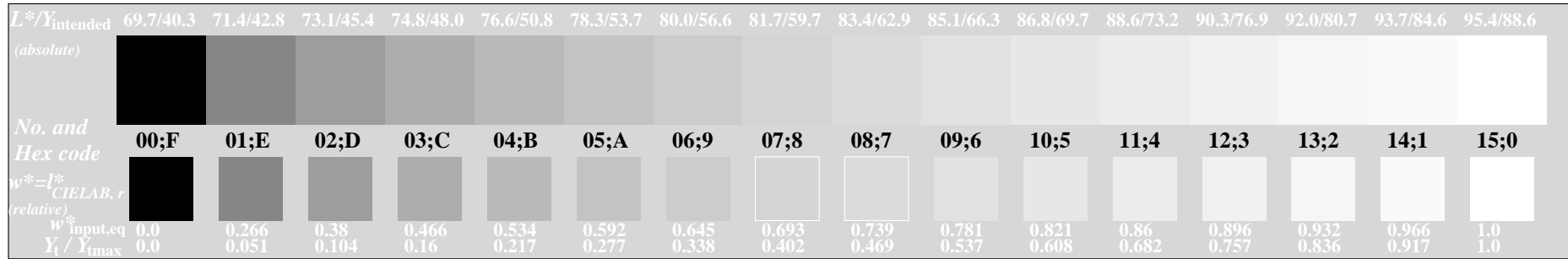
input: `www*setrgbcolor`
 output: no change compared to input



Picture C1: Radial gratings (Siemens-stars) N-W, W-N, N-Z and W-Z; PS operator: `www*setrgbcolor`

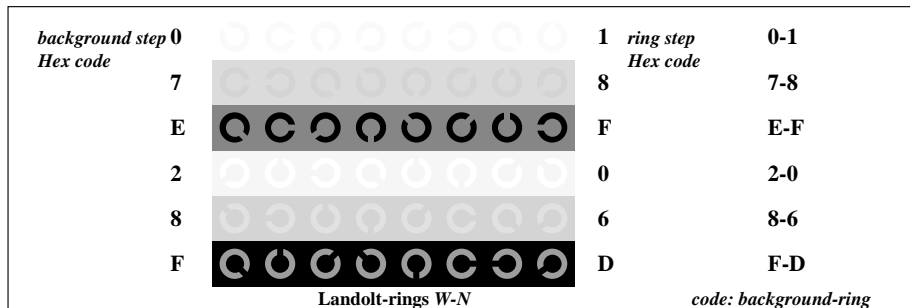


Picture C2: 5 visual equidistant L^* -grey steps + N_0 + W_1 ; PS operator: `www*setrgbcolor`

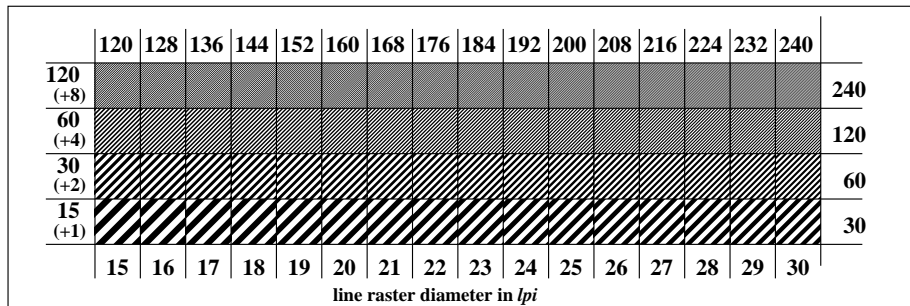


Picture C3: 16 visual equidistant L^* -grey steps; PS operator: `www*setrgbcolor`


ISO 9241-test chart for contrast range $Y_w:Y_n = 88.6 : 40.3$
 Ergonomics – Visual Displays – Field Assessment Methods



Picture C4: Landolt-rings W-N; PS operator: `www*setrgbcolor`



Picture C5: Line raster under 45° (or 135°); PS operator: `www*setrgbcolor`



Picture C6: Line raster under 90° (or 0°); Use of the PS operator `www*setrgbcolor`

input: `www*setrgbcolor`
 output: no change compared to input

See for similar files: <http://www.ps.bam.de/CE67/>
 Technical information: <http://www.ps.bam.de/9241>

Version 2.0, io=3.3, CIEXYZ, 2.0 exp

BAM registration: 20040101-CE67/10Q/Q67E70FP.PS/.PDF BAM material: code=rh4ta
 Application for achromatic display output with CIE LAB contrast range $L^*_w:L^*_n = 95.4 : 69.7$