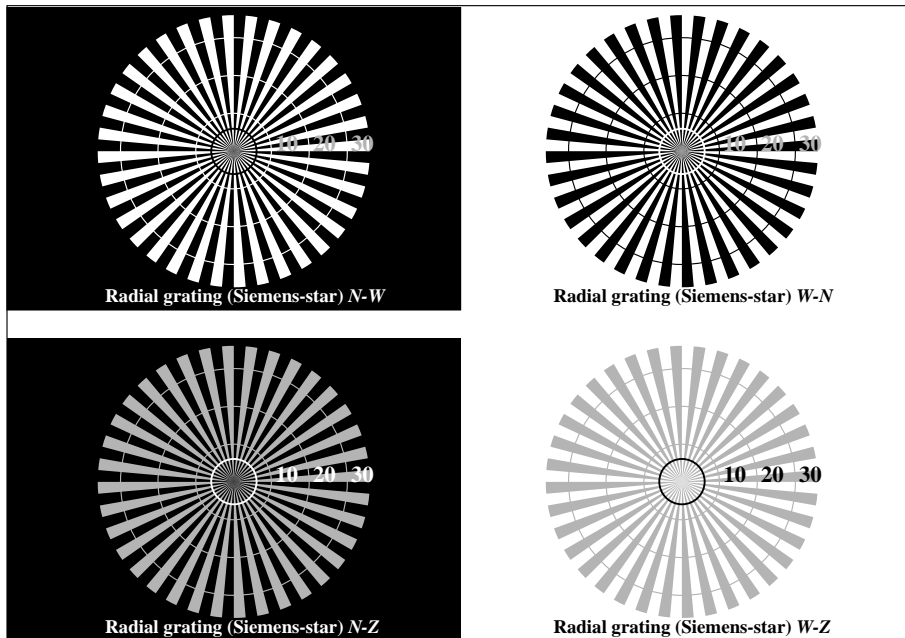


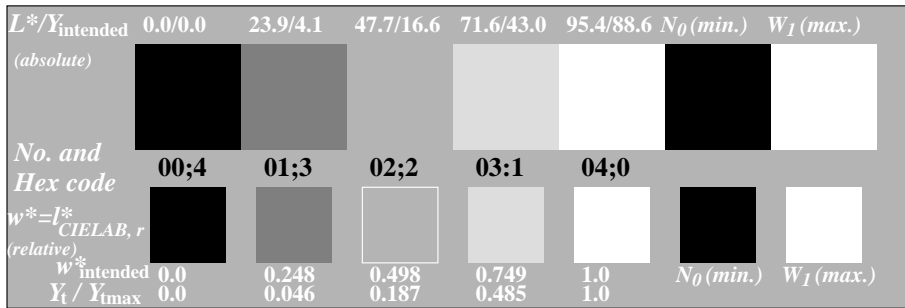
See for similar files: <http://www.ps.bam.de/CE76/>  
 Technical information: <http://www.ps.bam.de/9241>

Version 2.0, io=1.1, CIELAB, 2.0 exp

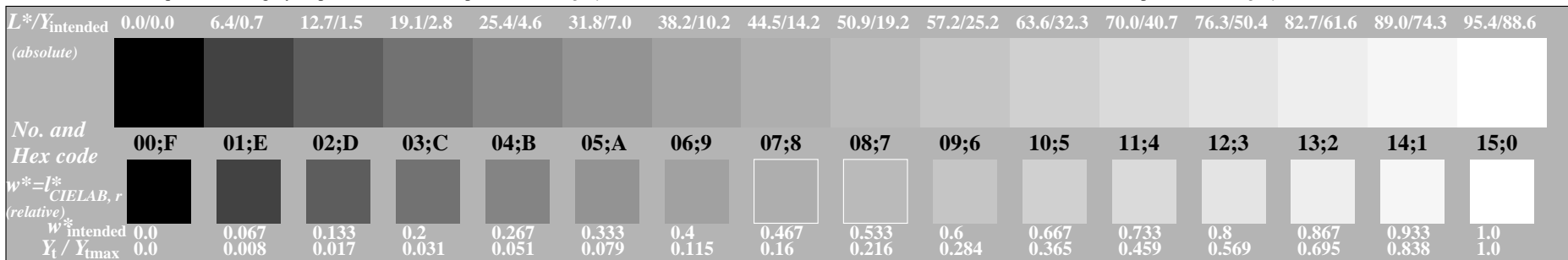
BAM registration: 20040101-CE76/10Q/Q76E00FP.PS/.PDF BAM material: code=rh4ta  
 Application for achromatic display output with CIELAB contrast range  $L^*_w:L^*_n = 95.4 : 0.0$



Picture C1: Radial gratings (Siemens-stars) N-W, W-N, N-Z and W-Z; PS operator:  $w^* \text{ setgray}$




Picture C2: 5 visual equidistant  $L^*$ -grey steps +  $N_0$  +  $W_1$ ; PS operator:  $w^* \text{ setgray}$

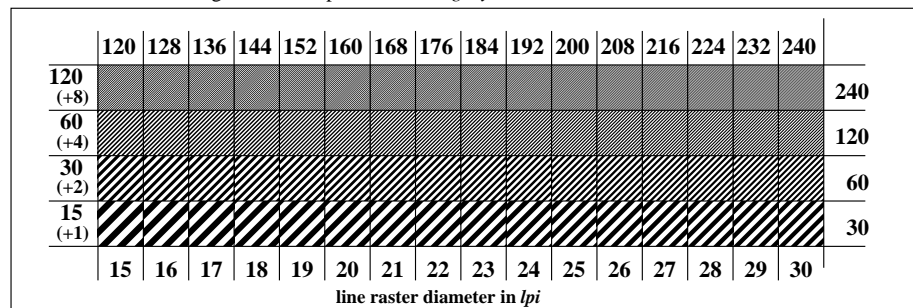


Picture C3: 16 visual equidistant  $L^*$ -grey steps; PS operator:  $w^* \text{ setgray}$


ISO 9241-test chart for contrast range  $Y_w:Y_n = 88.6 : 0.0$   
 Ergonomics – Visual Displays – Field Assessment Methods



Picture C4: Landolt-rings W-N; PS operator:  $w^* \text{ setgray}$

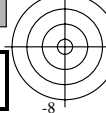


Picture C5: Line raster under 45° (or 135°); PS operator:  $w^* \text{ setgray}$



Picture C6: Line raster under 90° (or 0°); PS operator:  $w^* \text{ setgray}$

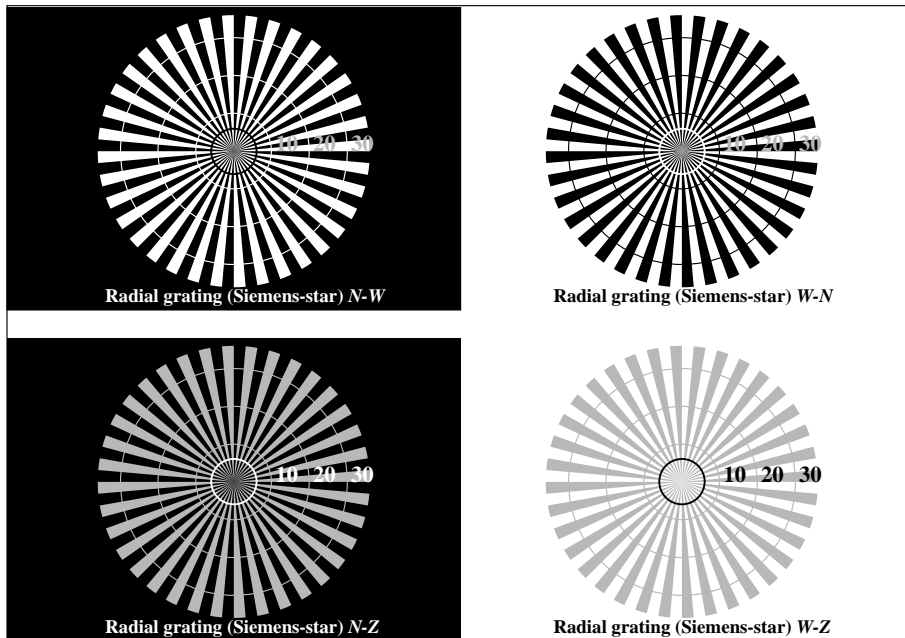
input:  $w^* \text{ setgray}$   
 output: no change compared to input



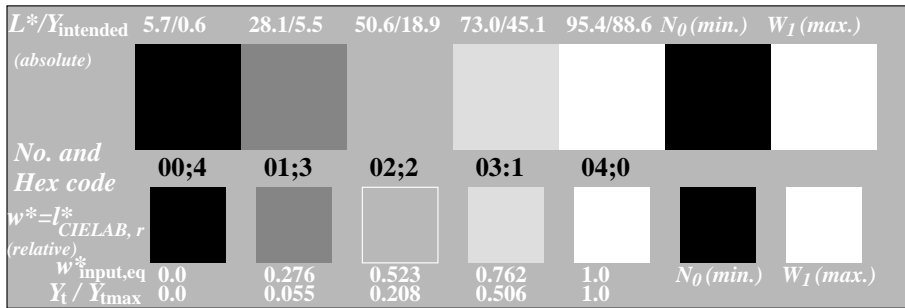
See for similar files: <http://www.ps.bam.de/CE76/>  
 Technical information: <http://www.ps.bam.de/9241>

Version 2.0, io=1.1, CIELAB, 2.0 exp

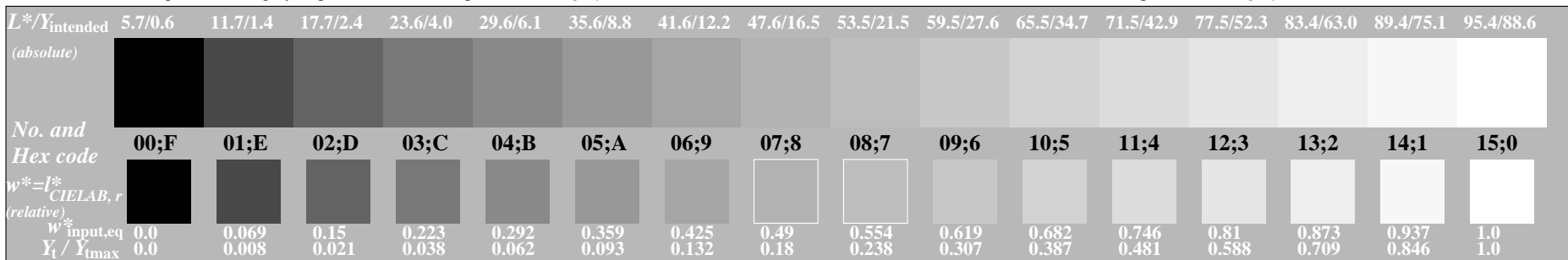
BAM registration: 20040101-CE76/10Q/Q76E10FP.PS/.PDF BAM material: code=rh4ta  
 Application for achromatic display output with CIELAB contrast range  $L^*:L^*_n = 95.4 : 5.7$



Picture C1: Radial gratings (Siemens-stars) N-W, W-N, N-Z and W-Z; PS operator:  $w^* \text{ setgray}$




Picture C2: 5 visual equidistant  $L^*$ -grey steps +  $N_0$  +  $W_1$ ; PS operator:  $w^* \text{ setgray}$

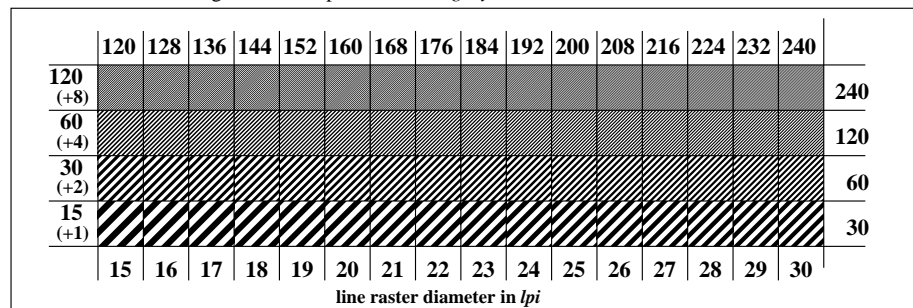


Picture C3: 16 visual equidistant  $L^*$ -grey steps; PS operator:  $w^* \text{ setgray}$


ISO 9241-test chart for contrast range  $Y_w:Y_n = 88.6 : 0.6$   
 Ergonomics – Visual Displays – Field Assessment Methods



Picture C4: Landolt-rings W-N; PS operator:  $w^* \text{ setgray}$

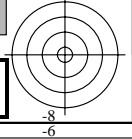
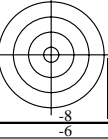


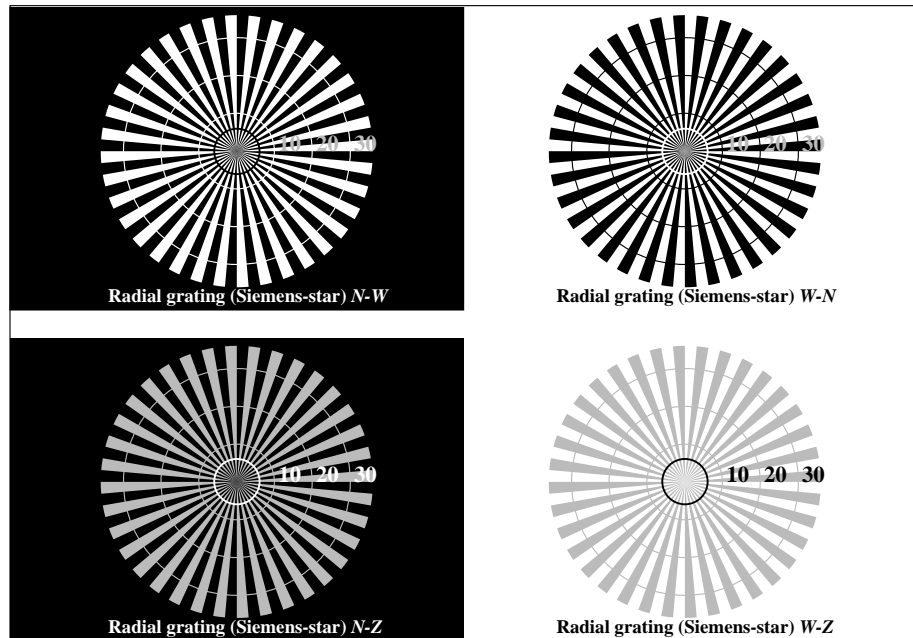
Picture C5: Line raster under 45° (or 135°); PS operator:  $w^* \text{ setgray}$



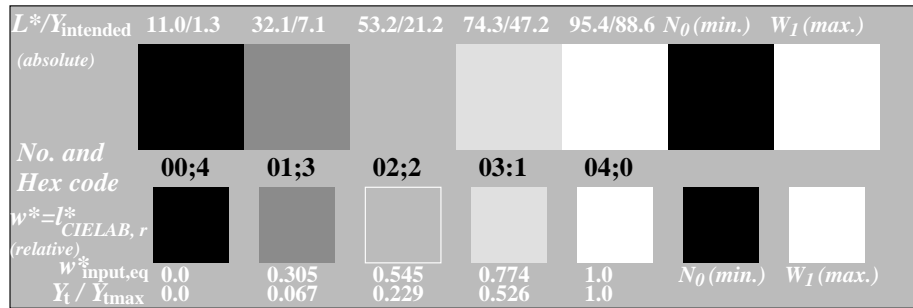
Picture C6: Line raster under 90° (or 0°); PS operator:  $w^* \text{ setgray}$

input:  $w^* \text{ setgray}$   
 output: no change compared to input

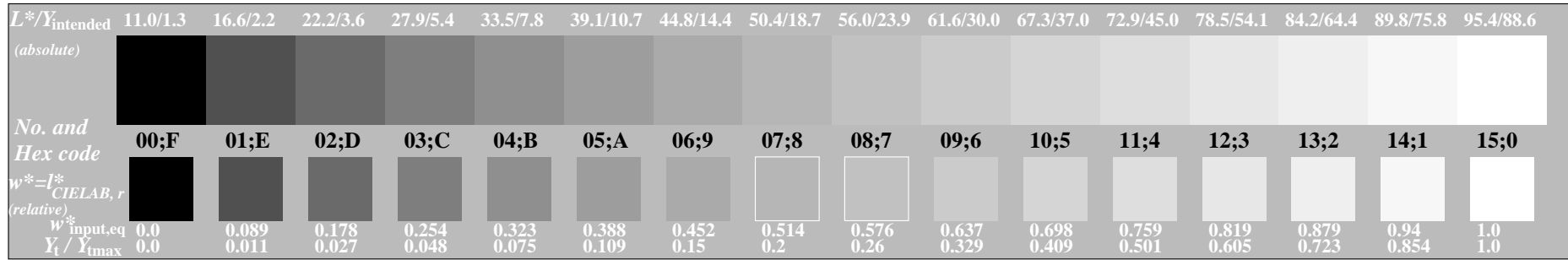




Picture C1: Radial gratings (Siemens-stars) N-W, W-N, N-Z and W-Z; PS operator:  $w^* \text{ setgray}$




Picture C2: 5 visual equidistant  $L^*$ -grey steps +  $N_0$  +  $W_1$ ; PS operator:  $w^* \text{ setgray}$

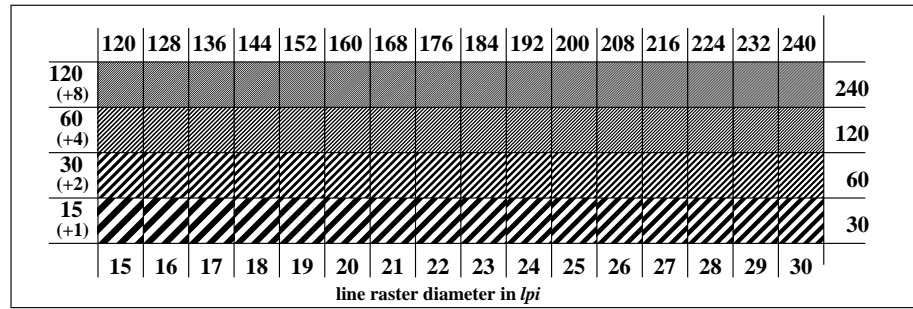


Picture C3: 16 visual equidistant  $L^*$ -grey steps; PS operator:  $w^* \text{ setgray}$


ISO 9241–test chart for contrast range  $Y_w:Y_n = 88.6 : 1.3$   
 Ergonomics – Visual Displays – Field Assessment Methods



Picture C4: Landolt-rings W-N; PS operator:  $w^* \text{ setgray}$



Picture C5: Line raster under 45° (or 135°); PS operator:  $w^* \text{ setgray}$



Picture C6: Line raster under 90° (or 0°); PS operator:  $w^* \text{ setgray}$

input:  $w^* \text{ setgray}$   
 output: no change compared to input

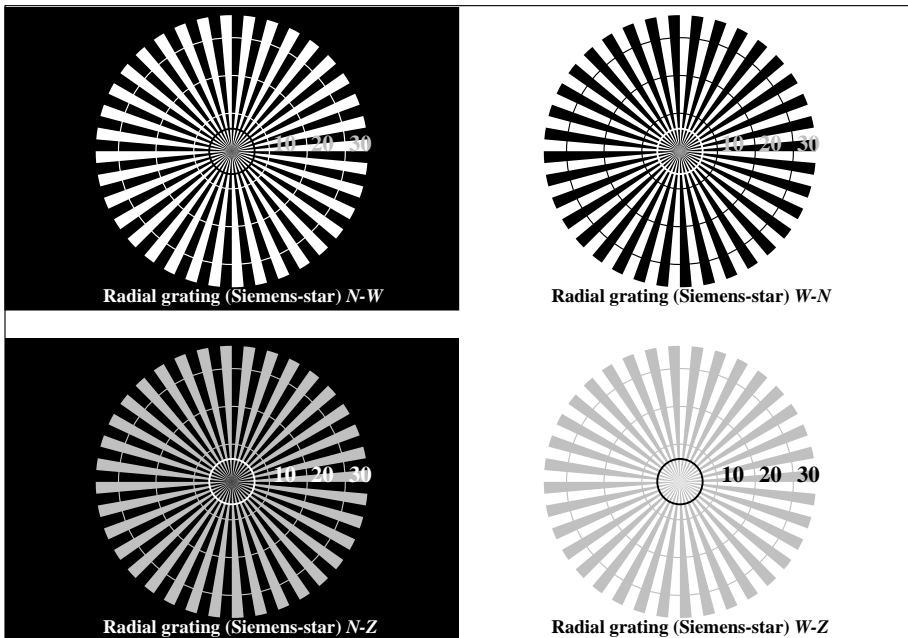
See for similar files: <http://www.ps.bam.de/CE76/>  
 Technical information: <http://www.ps.bam.de/9241>

Version 2.0, io=1.1, CIELAB, 2.0 exp


BAM registration: 20040101-CE76/10Q/Q76E20FP.PS/.PDF BAM material: code=rh4ta  
 Application for achromatic display output with CIELAB contrast range  $L^*_w:L^*_n = 95.4 : 11.0$

See for similar files: <http://www.ps.bam.de/CE76/>  
 Technical information: <http://www.ps.bam.de/9241>

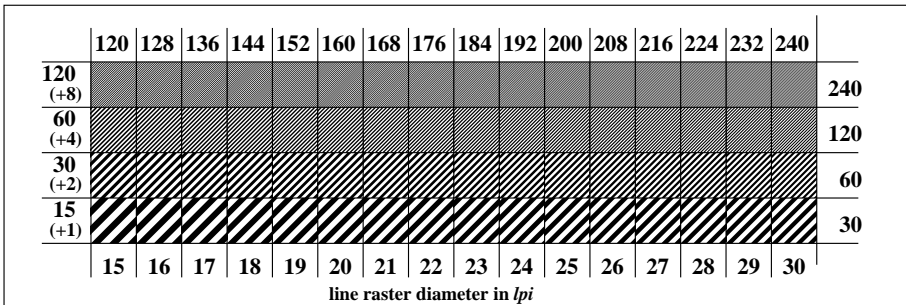
BAM registration: 20040101-CE76/10Q/Q76E30FP.PS/.PDF BAM material: code=rh4ta  
 Application for achromatic display output with CIE LAB contrast range  $L^*:W:L^*\eta = 95.4 : 18.0$



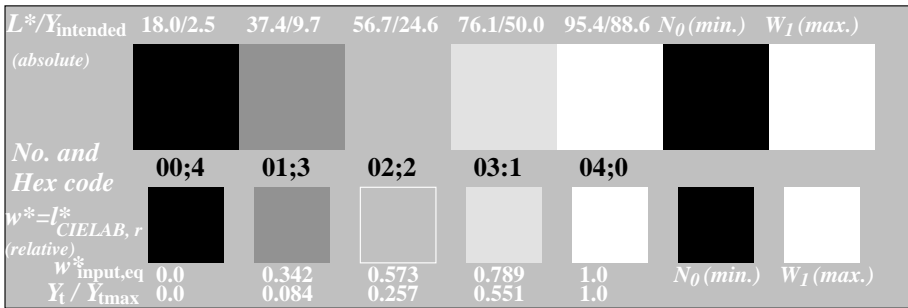
Picture C1: Radial gratings (Siemens-stars) N-W, W-N, N-Z and W-Z; PS operator:  $w^* \text{ setgray}$




Picture C4: Landolt-rings W-N; PS operator:  $w^* \text{ setgray}$



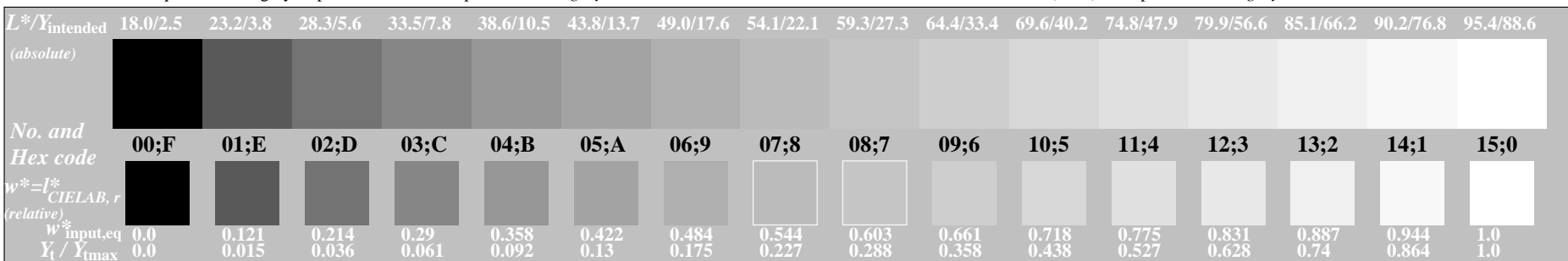
Picture C5: Line raster under 45° (or 135°); PS operator:  $w^* \text{ setgray}$



Picture C2: 5 visual equidistant  $L^*$ -grey steps +  $N_0$  +  $W_1$ ; PS operator:  $w^* \text{ setgray}$



Picture C6: Line raster under 90° (or 0°); PS operator:  $w^* \text{ setgray}$

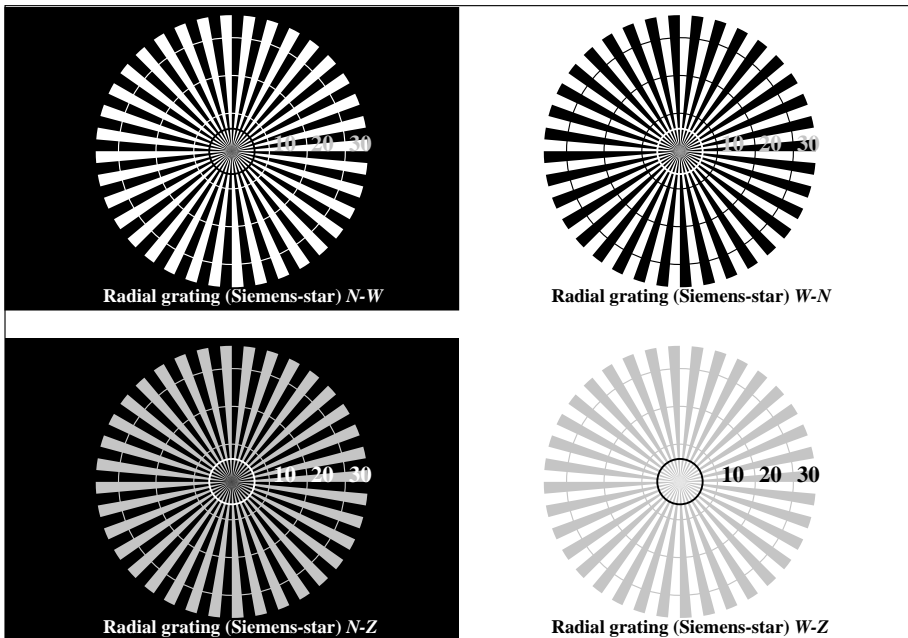


Picture C3: 16 visual equidistant  $L^*$ -grey steps; PS operator:  $w^* \text{ setgray}$

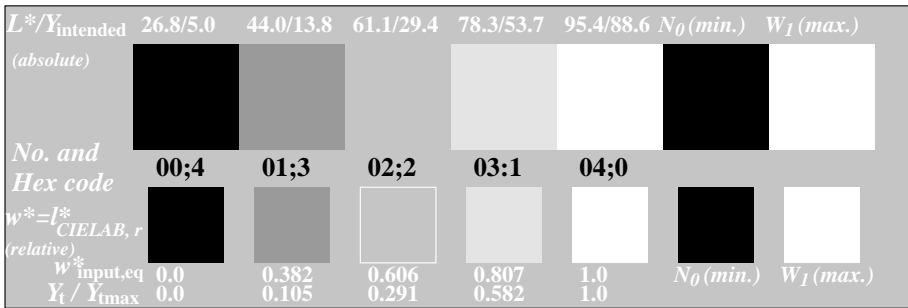
Version 2.0, io=1.1, CIE LAB, 2.0 exp

See for similar files: <http://www.ps.bam.de/CE76/>  
 Technical information: <http://www.ps.bam.de/9241>

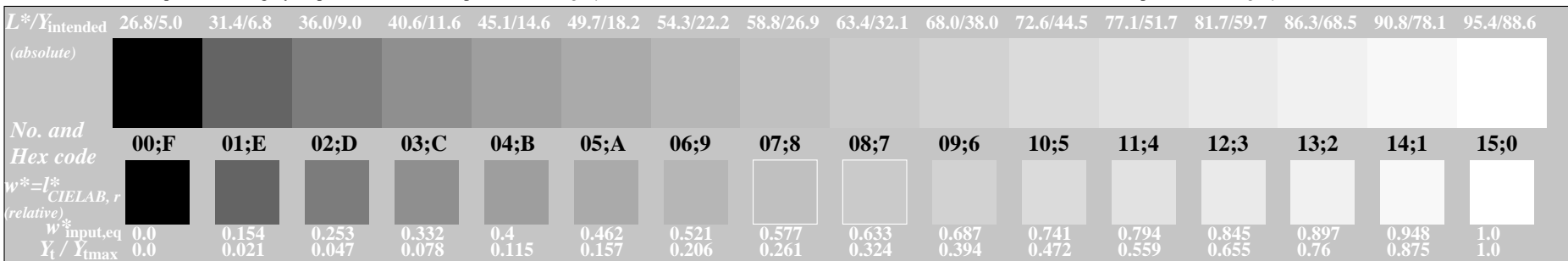
BAM registration: 20040101-CE76/10Q/Q76E40FP.PS/.PDF BAM material: code=rh4ta  
 Application for achromatic display output with CIE LAB contrast range  $L^*:L^*_n = 95.4 : 26.8$



Picture C1: Radial gratings (Siemens-stars) N-W, W-N, N-Z and W-Z; PS operator:  $w^* \text{ setgray}$




Picture C2: 5 visual equidistant  $L^*$ -grey steps +  $N_0$  +  $W_1$ ; PS operator:  $w^* \text{ setgray}$



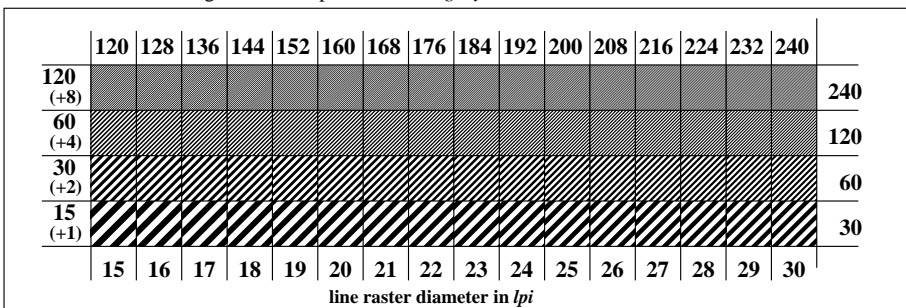
Picture C3: 16 visual equidistant  $L^*$ -grey steps; PS operator:  $w^* \text{ setgray}$

ISO 9241-test chart for contrast range  $Y_w:Y_n = 88.6 : 5.0$   
 Ergonomics – Visual Displays – Field Assessment Methods


input:  $w^* \text{ setgray}$   
 output: no change compared to input



Picture C4: Landolt-rings W-N; PS operator:  $w^* \text{ setgray}$



Picture C5: Line raster under 45° (or 135°); PS operator:  $w^* \text{ setgray}$

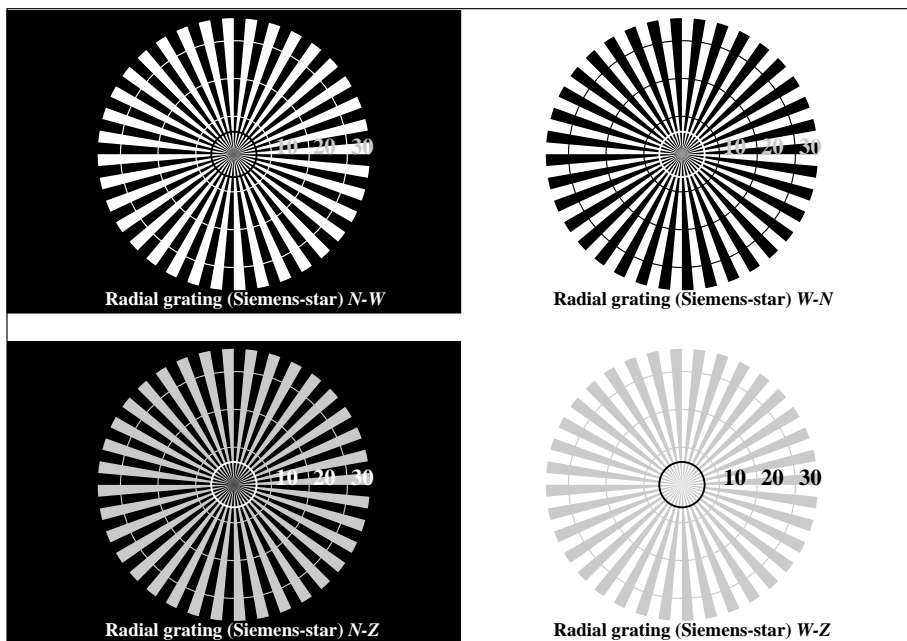


Picture C6: Line raster under 90° (or 0°); PS operator:  $w^* \text{ setgray}$

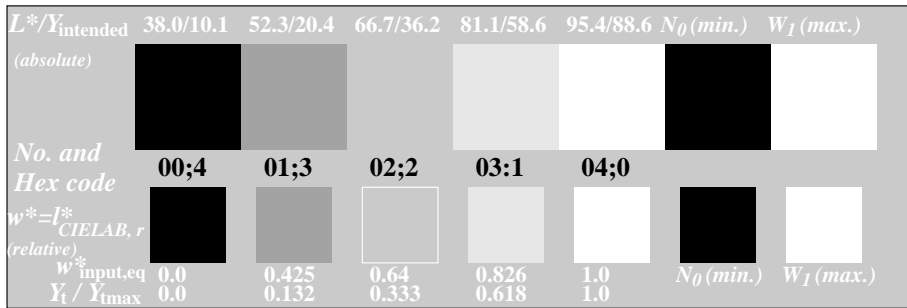
Version 2.0, io=1.1, CIE LAB, 2.0 exp

See for similar files: <http://www.ps.bam.de/CE76/>  
 Technical information: <http://www.ps.bam.de/9241>

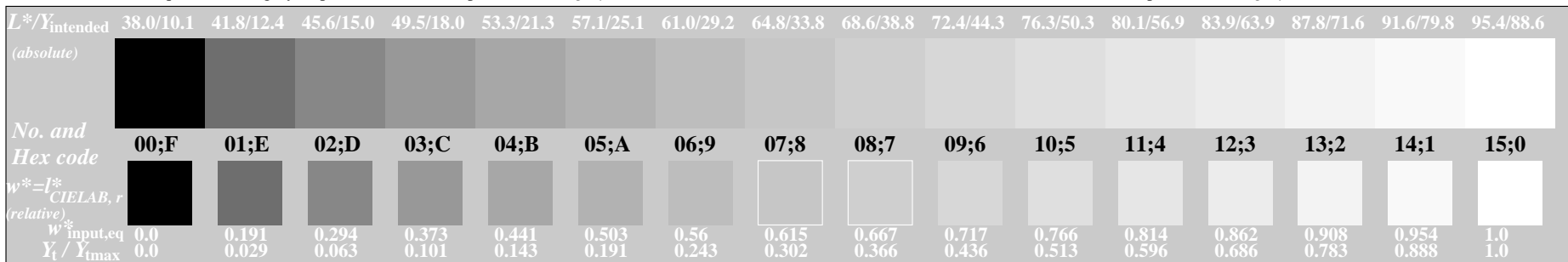
BAM registration: 20040101-CE76/10Q/Q76E50FP.PS/.PDF BAM material: code=rh4ta  
 Application for achromatic display output with CIE LAB contrast range  $L^*:L^*_{min} = 95.4 : 38.0$



Picture C1: Radial gratings (Siemens-stars) N-W, W-N, N-Z and W-Z; PS operator:  $w^* \text{ setgray}$

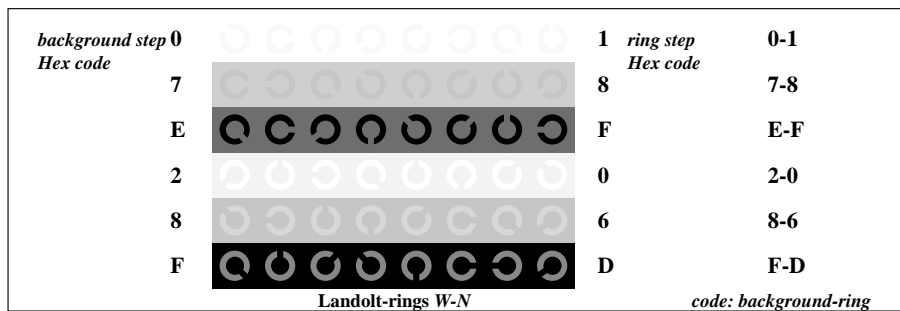


Picture C2: 5 visual equidistant  $L^*$ -grey steps +  $N_0$  +  $W_1$ ; PS operator:  $w^* \text{ setgray}$

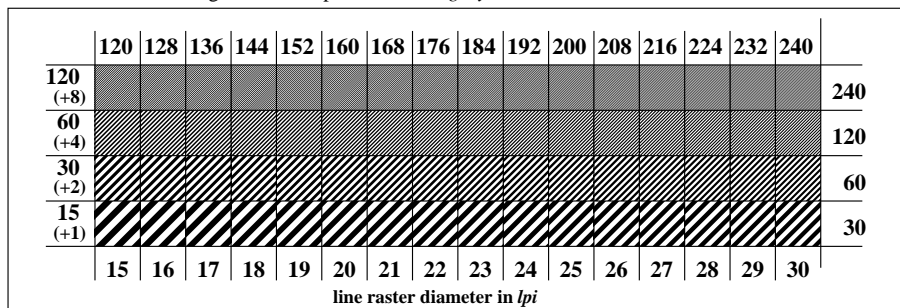


Picture C3: 16 visual equidistant  $L^*$ -grey steps; PS operator:  $w^* \text{ setgray}$

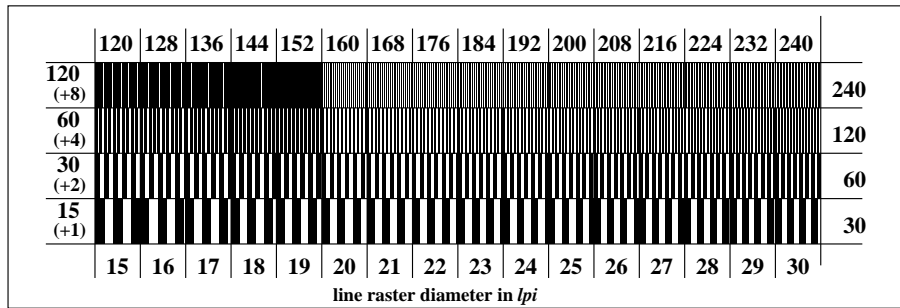
ISO 9241-test chart for contrast range  $Y_w:Y_n = 88.6 : 10.1$   
 Ergonomics – Visual Displays – Field Assessment Methods



Picture C4: Landolt-rings W-N; PS operator:  $w^* \text{ setgray}$

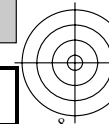


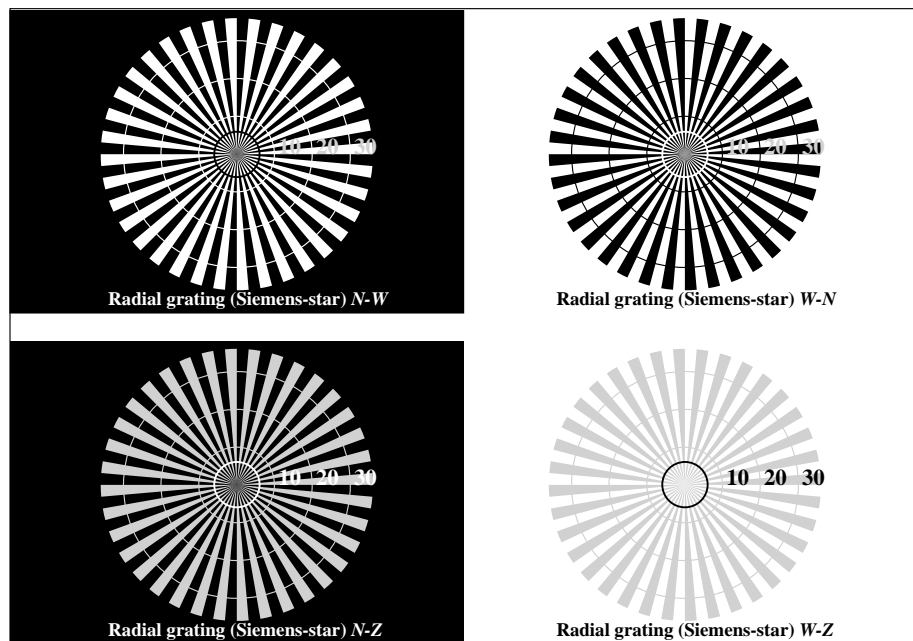
Picture C5: Line raster under 45° (or 135°); PS operator:  $w^* \text{ setgray}$



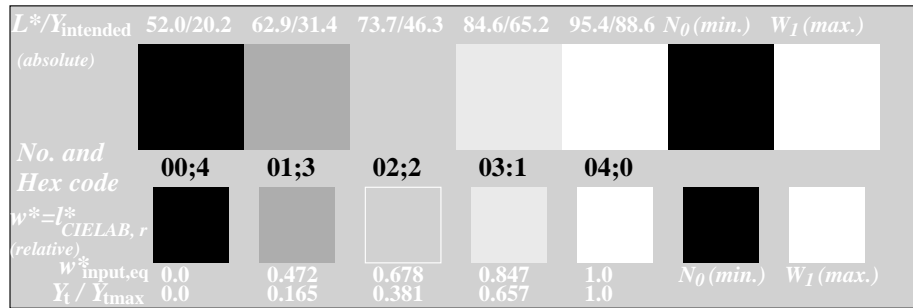
Picture C6: Line raster under 90° (or 0°); PS operator:  $w^* \text{ setgray}$

input:  $w^* \text{ setgray}$   
 output: no change compared to input

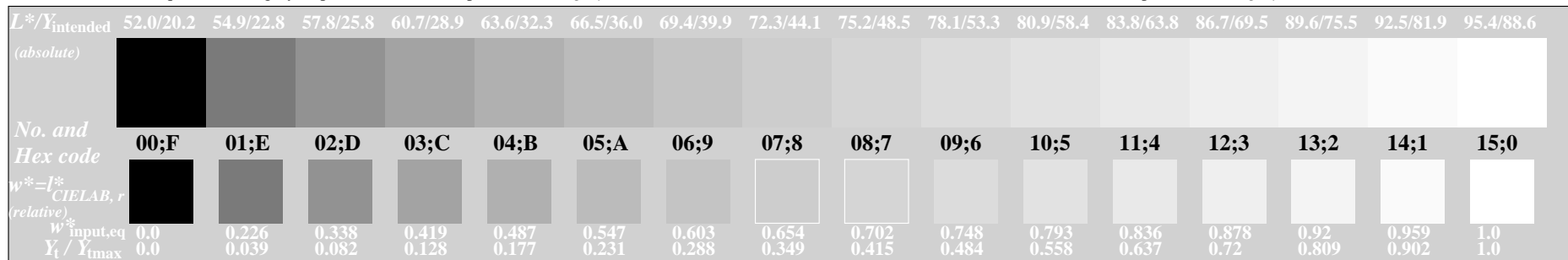




Picture C1: Radial gratings (Siemens-stars) N-W, W-N, N-Z and W-Z; PS operator:  $w^* \text{ setgray}$

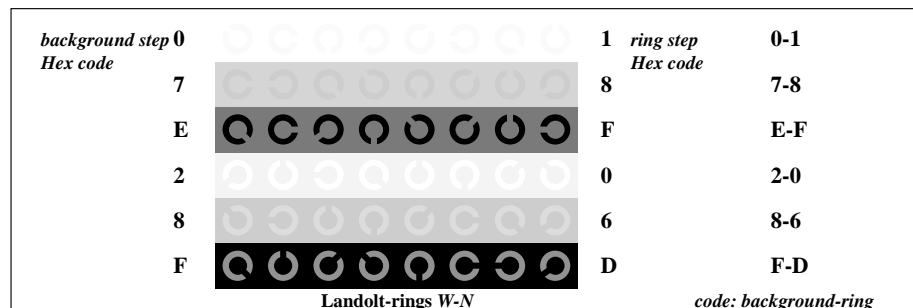


Picture C2: 5 visual equidistant  $L^*$ -grey steps +  $N_0$  +  $W_1$ ; PS operator:  $w^* \text{ setgray}$

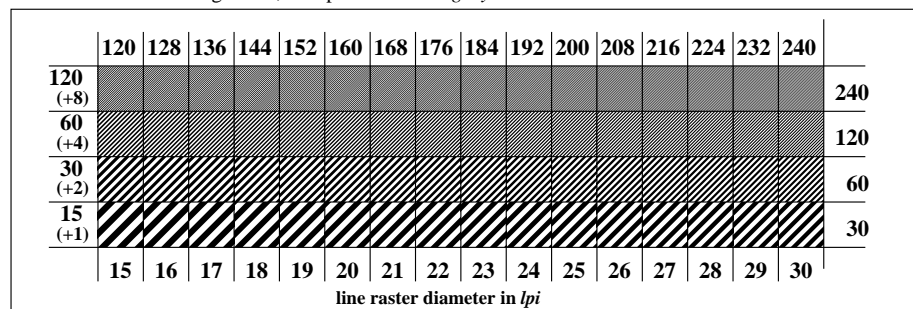


Picture C3: 16 visual equidistant  $L^*$ -grey steps; PS operator:  $w^* \text{ setgray}$


ISO 9241-test chart for contrast range  $Y_w:Y_n = 88.6 : 20.2$   
 Ergonomics – Visual Displays – Field Assessment Methods



Picture C4: Landolt-rings W-N; PS operator:  $w^* \text{ setgray}$



Picture C5: Line raster under 45° (or 135°); PS operator:  $w^* \text{ setgray}$



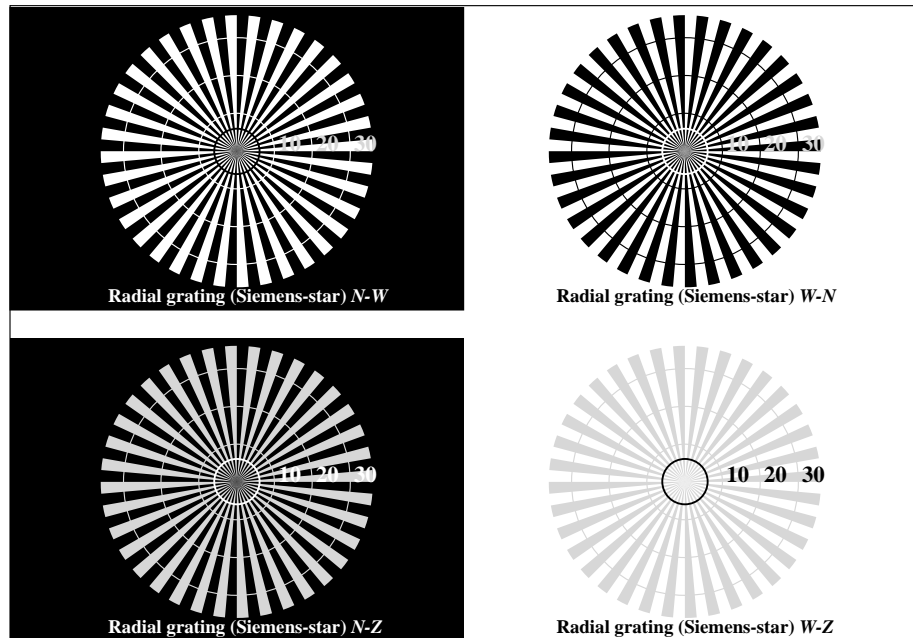
Picture C6: Line raster under 90° (or 0°); PS operator:  $w^* \text{ setgray}$

input:  $w^* \text{ setgray}$   
 output: no change compared to input

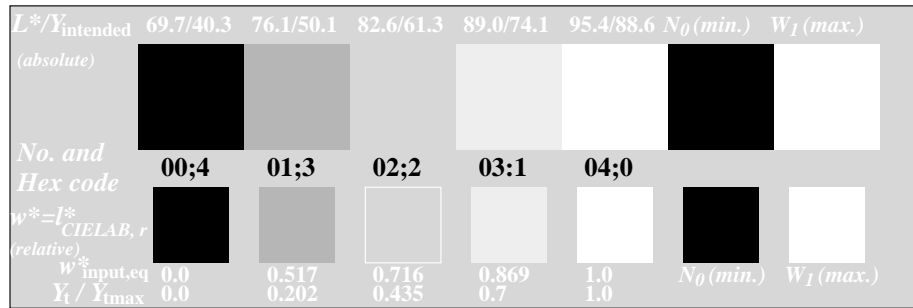
See for similar files: <http://www.ps.bam.de/CE76/>  
 Technical information: <http://www.ps.bam.de/9241>

Version 2.0, io=1.1, CIELAB, 2.0 exp

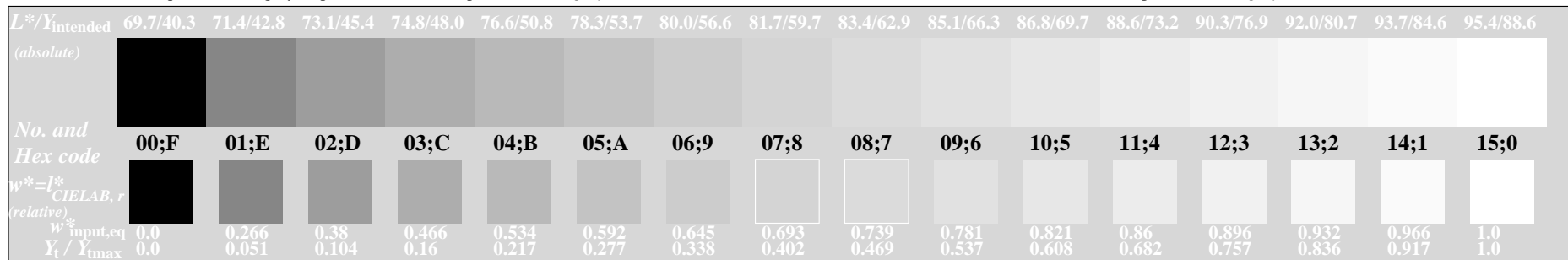
BAM registration: 20040101-CE76/10Q/Q76E60FP.PS/.PDF BAM material: code=rh4ta  
 Application for achromatic display output with CIELAB contrast range  $L^*:W:L^*n = 95.4 : 52.0$



Picture C1: Radial gratings (Siemens-stars) N-W, W-N, N-Z and W-Z; PS operator:  $w^* \text{ setgray}$

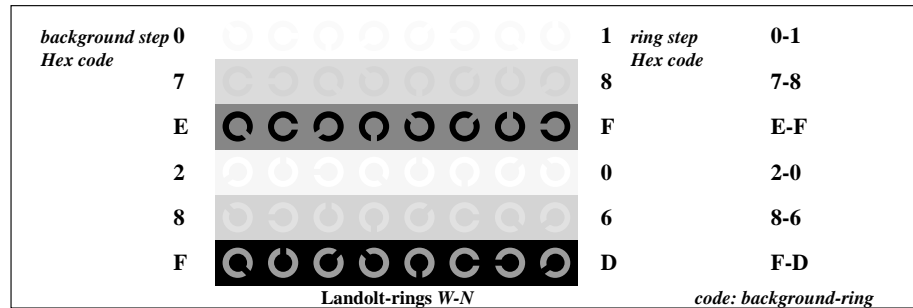


Picture C2: 5 visual equidistant  $L^*$ -grey steps +  $N_0$  +  $W_1$ ; PS operator:  $w^* \text{ setgray}$

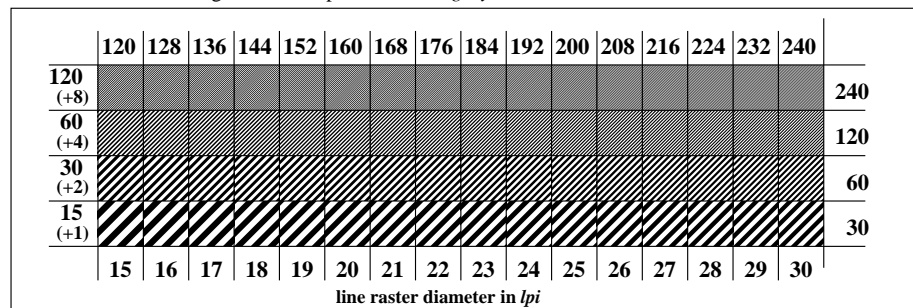


Picture C3: 16 visual equidistant  $L^*$ -grey steps; PS operator:  $w^* \text{ setgray}$


ISO 9241-test chart for contrast range  $Y_w:Y_n = 88.6 : 40.3$   
 Ergonomics – Visual Displays – Field Assessment Methods



Picture C4: Landolt-rings W-N; PS operator:  $w^* \text{ setgray}$



Picture C5: Line raster under 45° (or 135°); PS operator:  $w^* \text{ setgray}$



Picture C6: Line raster under 90° (or 0°); PS operator:  $w^* \text{ setgray}$

input:  $w^* \text{ setgray}$   
 output: no change compared to input

See for similar files: <http://www.ps.bam.de/CE76/>  
 Technical information: <http://www.ps.bam.de/9241>

Version 2.0, io=1.1, CIELAB, 2.0 exp

BAM registration: 20040101-CE76/10Q/Q76E70FP.PS/.PDF BAM material: code=rh4ta  
 Application for achromatic display output with CIELAB contrast range  $L^*_w:L^*_n = 95.4 : 69.7$