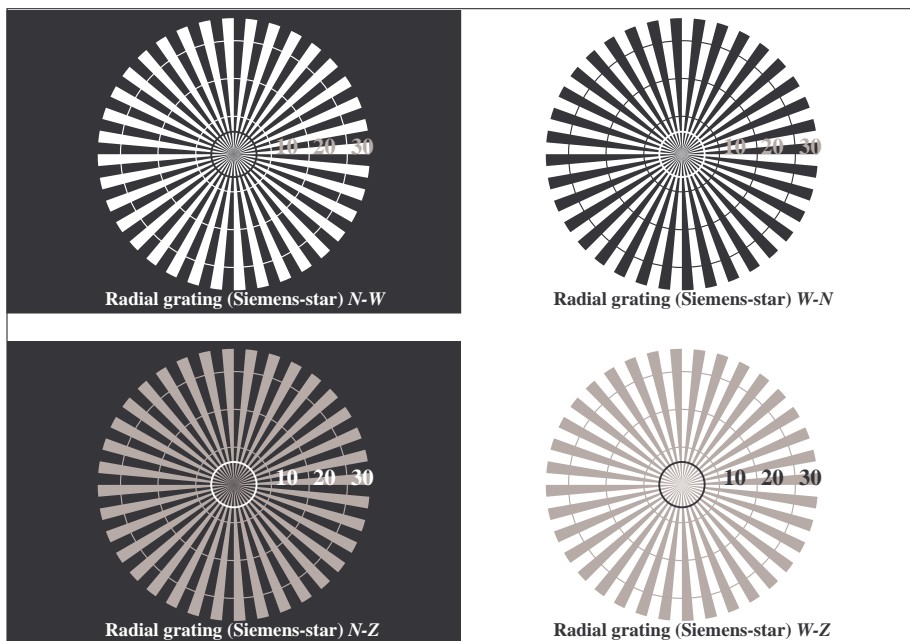


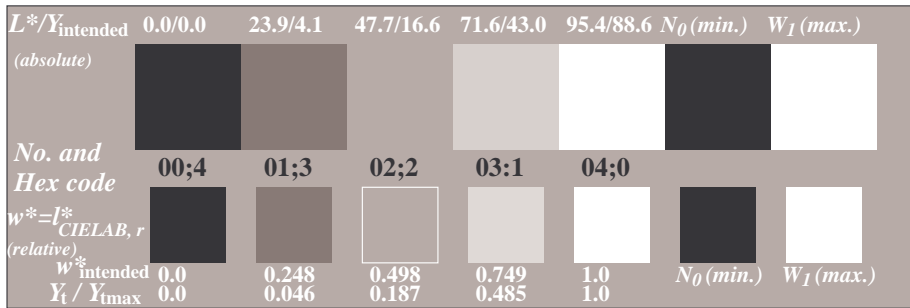
See for similar files: <http://www.ps.bam.de/CE77/>
 Technical information: <http://www.ps.bam.de/9241>

Version 2.0, io=2.2, CIELAB, 2.0 exp

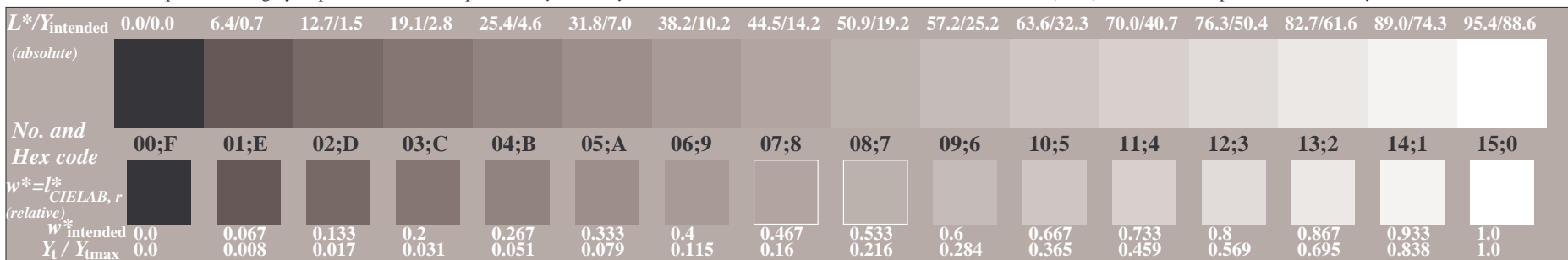
BAM registration: 20040101-CE77/10Q/Q77E00FP.PS/.PDF BAM material: code=rh4ta
 Application for achromatic display output with CIELAB contrast range $L^*_w:L^*_n = 95.4 : 0.0$



Picture C1: Radial gratings (Siemens-stars) N-W, W-N, N-Z and W-Z; PS operator: *nnn0* setcmkcolor*

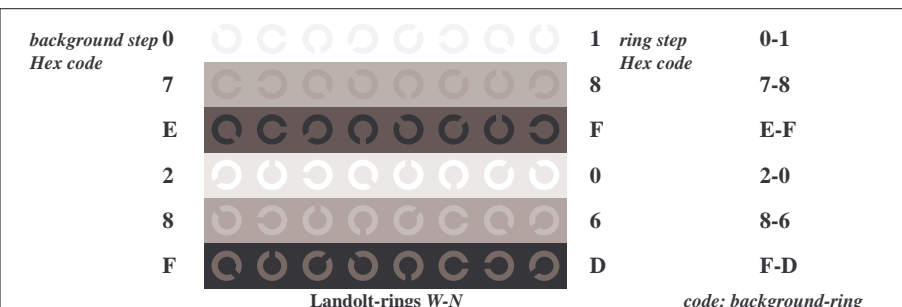


Picture C2: 5 visual equidistant L^* -grey steps + N_0 + W_1 ; PS operator: *cmj0* setcmkcolor*

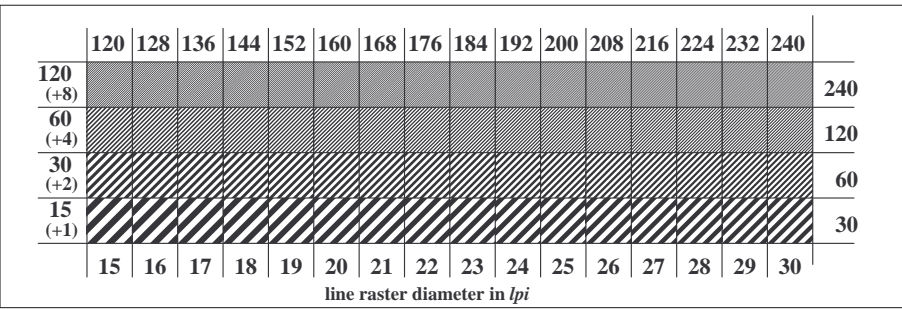


Picture C3: 16 visual equidistant L^* -grey steps; PS operator: *nnn0* setcmkcolor*

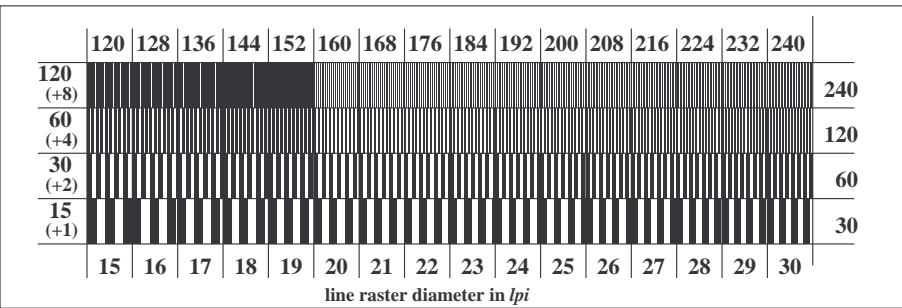
ISO 9241-test chart for contrast range $Y_w:Y_n = 88.6 : 0.0$
 Ergonomics – Visual Displays – Field Assessment Methods



Picture C4: Landolt-rings W-N; PS operator: *nnn0* setcmkcolor*

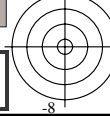
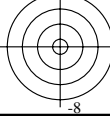


Picture C5: Line raster under 45° (or 135°); PS operator: *nnn0* setcmkcolor*



Picture C6: Line raster under 90° (or 0°); Use of the PS operator *nnn0* setcmkcolor*

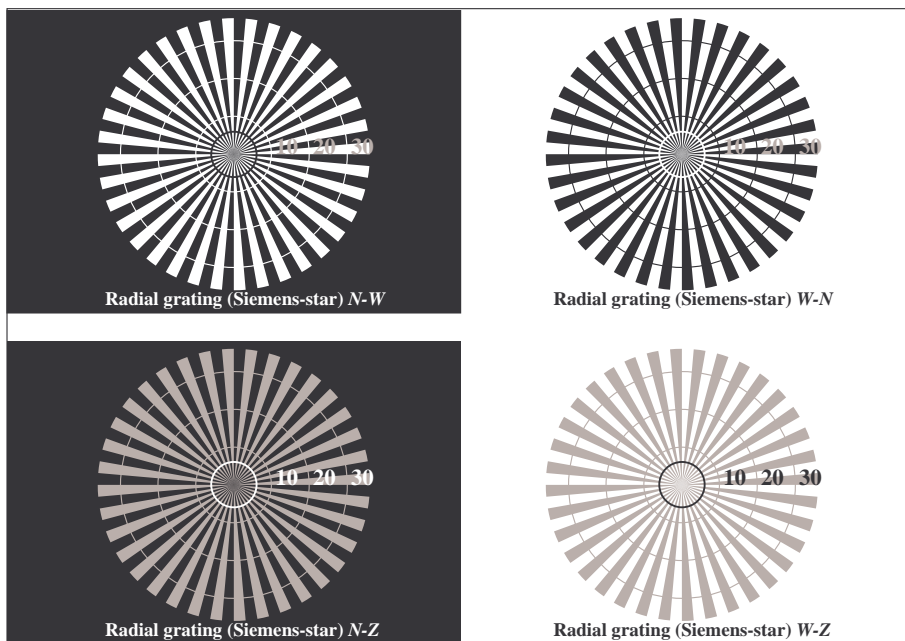
input: *nnn0* setcmkcolor*
 output: no change compared to input



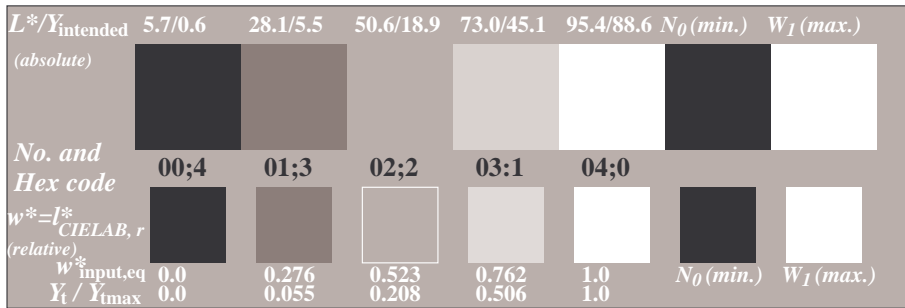
See for similar files: <http://www.ps.bam.de/CE77/>
 Technical information: <http://www.ps.bam.de/9241>

Version 2.0, io=2.2, CIELAB, 2.0 exp

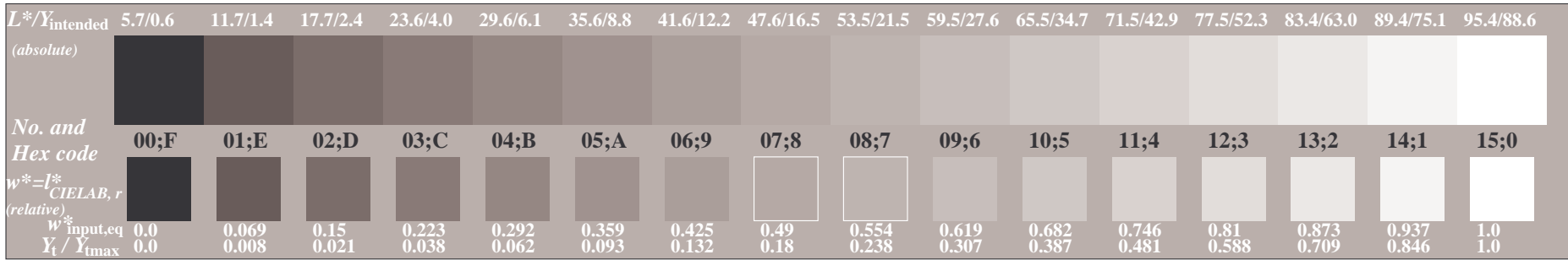
BAM registration: 20040101-CE77/10Q/Q77E10FP.PS/.PDF BAM material: code=rh4ta
 Application for achromatic display output with CIELAB contrast range $L^*_w:L^*_n = 95.4 : 5.7$



Picture C1: Radial gratings (Siemens-stars) N-W, W-N, N-Z and W-Z; PS operator: *nnn0* setcmkcolor*




Picture C2: 5 visual equidistant L^* -grey steps + N_0 + W_1 ; PS operator: *cmj0* setcmkcolor*



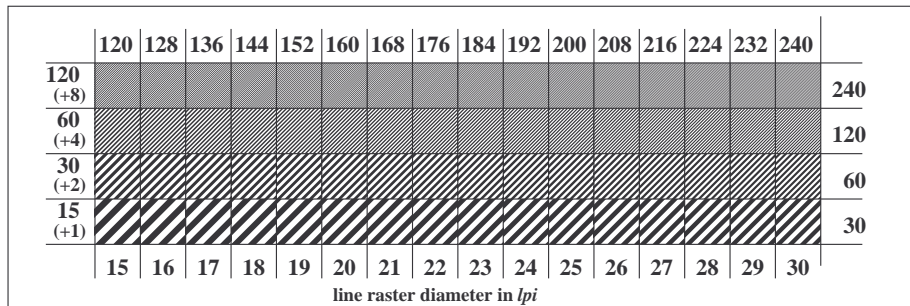
Picture C3: 16 visual equidistant L^* -grey steps; PS operator: *nnn0* setcmkcolor*

ISO 9241-test chart for contrast range $Y_w:Y_n = 88.6 : 0.6$
 Ergonomics – Visual Displays – Field Assessment Methods

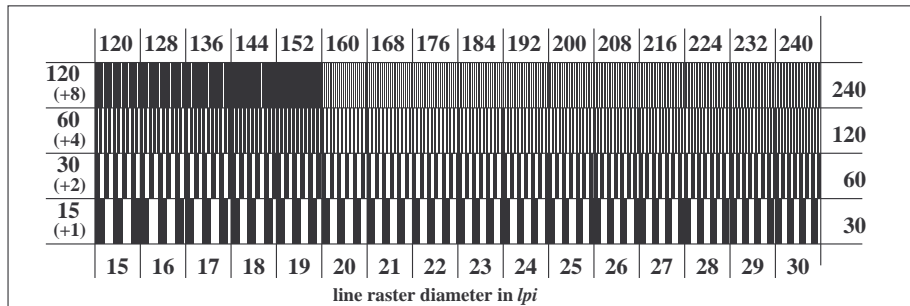
input: *nnn0* setcmkcolor*
 output: no change compared to input



Picture C4: Landolt-rings W-N; PS operator: *nnn0* setcmkcolor*



Picture C5: Line raster under 45° (or 135°); PS operator: *nnn0* setcmkcolor*



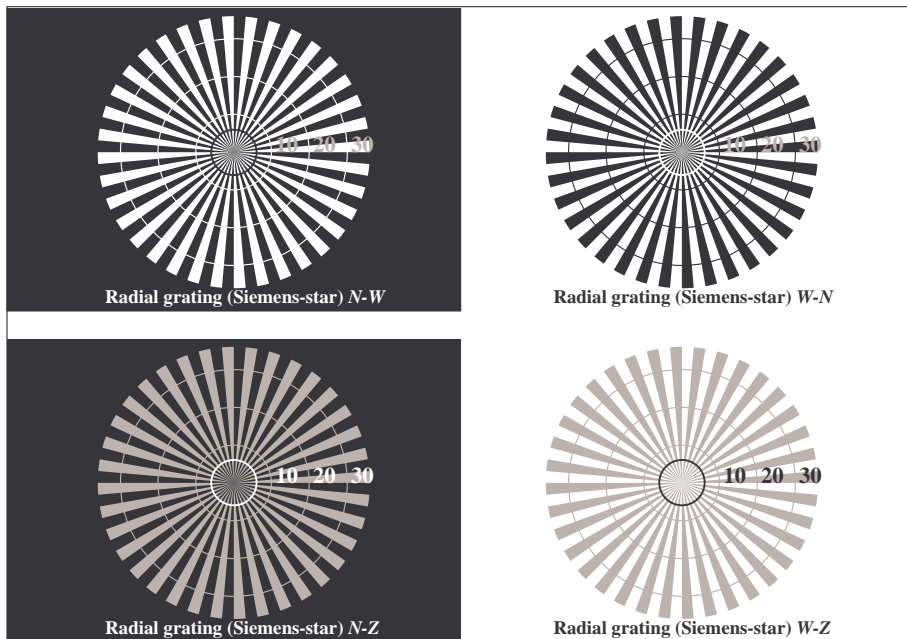
Picture C6: Line raster under 90° (or 0°); Use of the PS operator *nnn0* setcmkcolor*



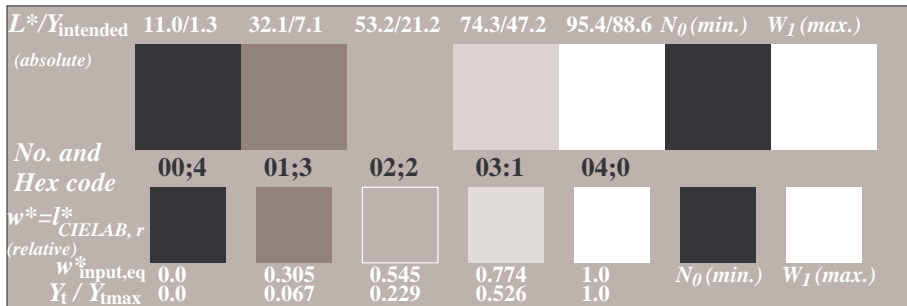
See for similar files: <http://www.ps.bam.de/CE77/>
 Technical information: <http://www.ps.bam.de/9241>

Version 2.0, io=2.2, CIELAB, 2.0 exp

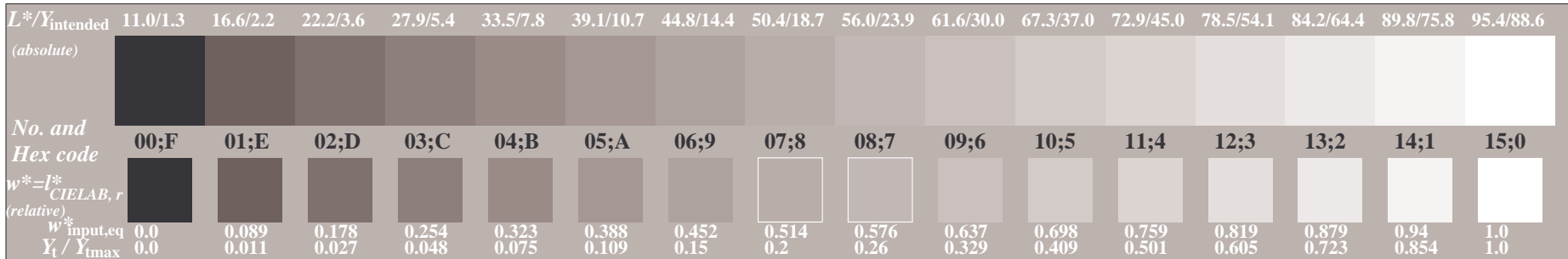
BAM registration: 20040101-CE77/10Q/Q77E20FP.PS/.PDF BAM material: code=rh4ta
 Application for achromatic display output with CIELAB contrast range $L^*_w:L^*_n = 95.4 : 11.0$



Picture C1: Radial gratings (Siemens-stars) N-W, W-N, N-Z and W-Z; PS operator: *nnn0* setcmykcolor*



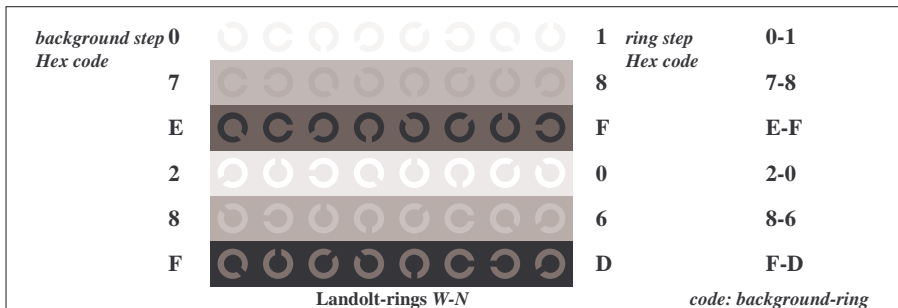
Picture C2: 5 visual equidistant L^* -grey steps + N_0 + W_1 ; PS operator: *cmj0* setcmykcolor*



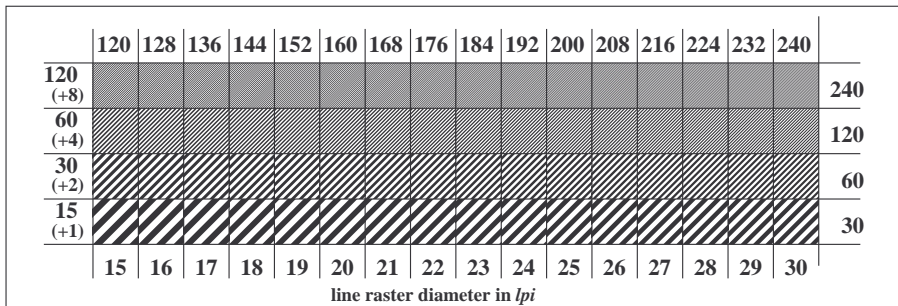
Picture C3: 16 visual equidistant L^* -grey steps; PS operator: *nnn0* setcmykcolor*

ISO 9241-test chart for contrast range $Y_w:Y_n = 88.6 : 1.3$
 Ergonomics – Visual Displays – Field Assessment Methods


input: *nnn0* setcmykcolor*
 output: no change compared to input



Picture C4: Landolt-rings W-N; PS operator: *nnn0* setcmykcolor*



Picture C5: Line raster under 45° (or 135°); PS operator: *nnn0* setcmykcolor*



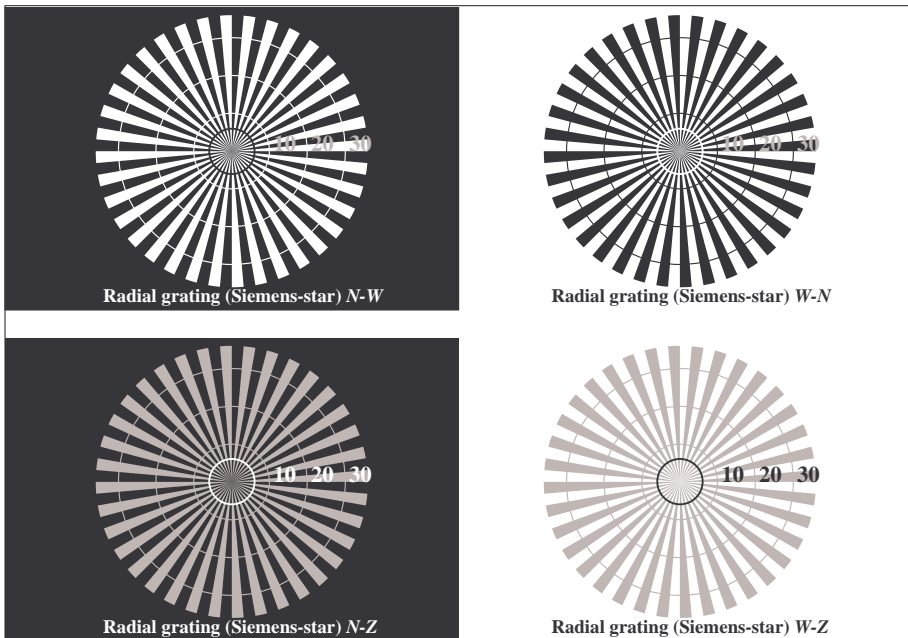
Picture C6: Line raster under 90° (or 0°); Use of the PS operator *nnn0* setcmykcolor*



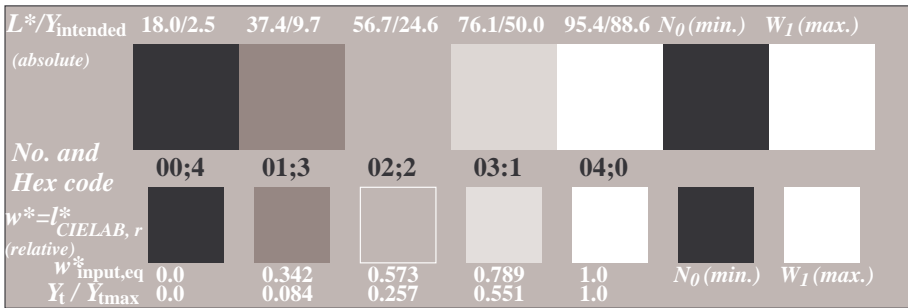
See for similar files: <http://www.ps.bam.de/CE77/>
 Technical information: <http://www.ps.bam.de/9241>

Version 2.0, io=2.2, CIELAB, 2.0 exp

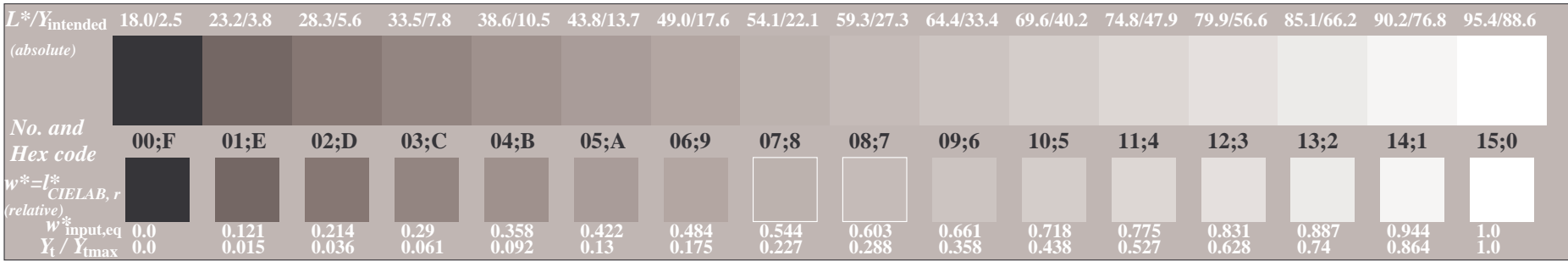
BAM registration: 20040101-CE77/10Q/Q77E30FP.PS/.PDF BAM material: code=rh4ta
 Application for achromatic display output with CIELAB contrast range $L^*_w:L^*_n = 95.4 : 18.0$



Picture C1: Radial gratings (Siemens-stars) N-W, W-N, N-Z and W-Z; PS operator: *nnn0* setcmykcolor*

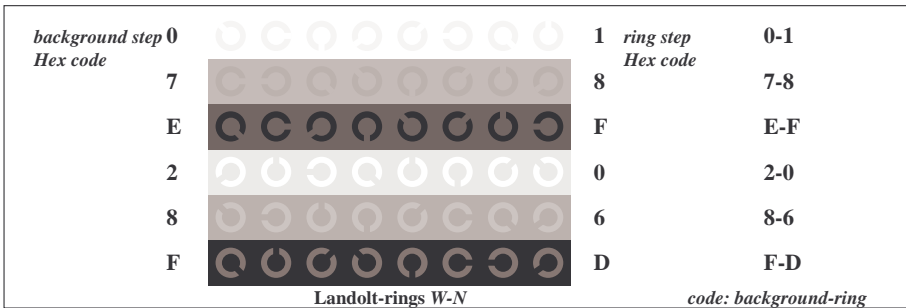


Picture C2: 5 visual equidistant L^* -grey steps + N_0 + W_1 ; PS operator: *cmj0* setcmykcolor*

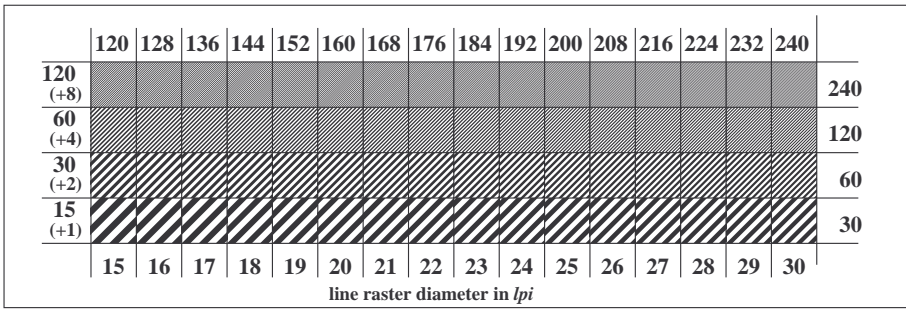


Picture C3: 16 visual equidistant L^* -grey steps; PS operator: *nnn0* setcmykcolor*

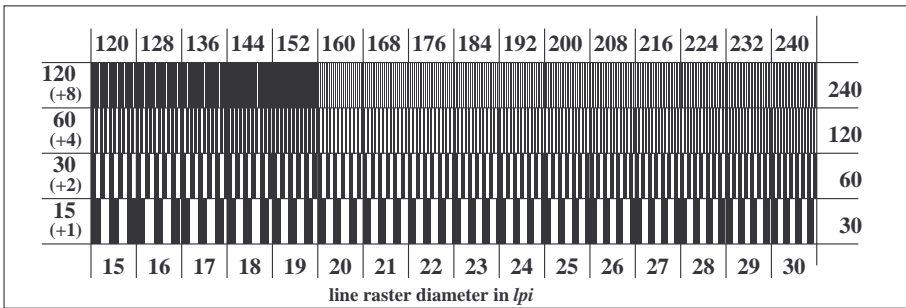
ISO 9241-test chart for contrast range $Y_w:Y_n = 88.6 : 2.5$
 Ergonomics – Visual Displays – Field Assessment Methods



Picture C4: Landolt-rings W-N; PS operator: *nnn0* setcmykcolor*

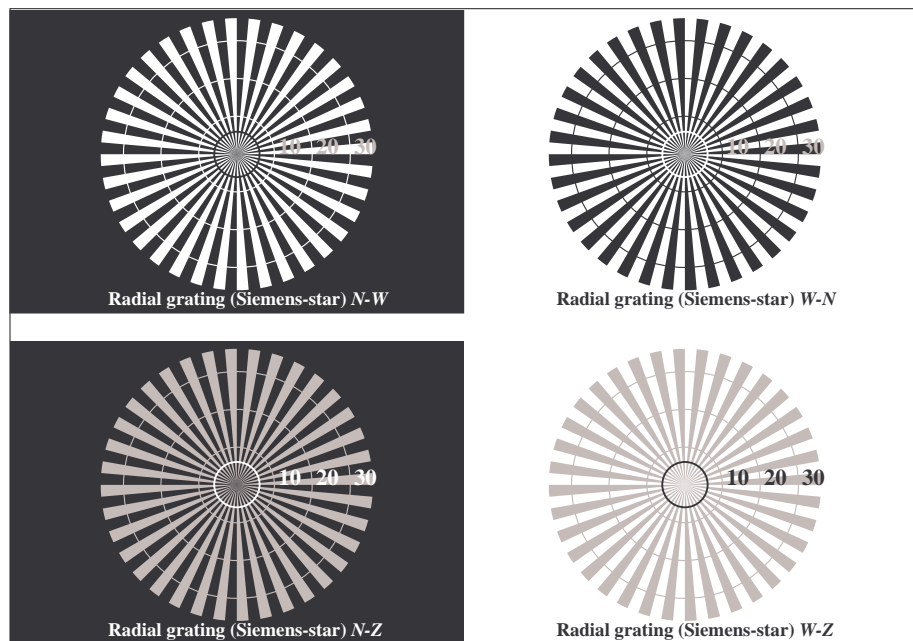


Picture C5: Line raster under 45° (or 135°); PS operator: *nnn0* setcmykcolor*

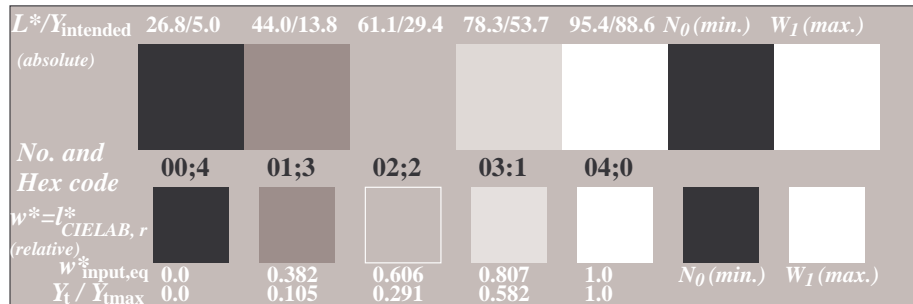


Picture C6: Line raster under 90° (or 0°); Use of the PS operator *nnn0* setcmykcolor*

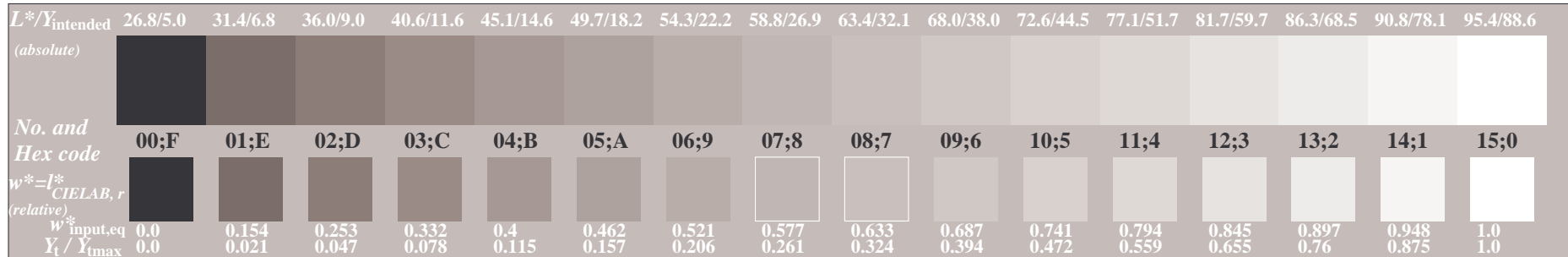
input: *nnn0* setcmykcolor*
 output: no change compared to input




Picture C1: Radial gratings (Siemens-stars) N-W, W-N, N-Z and W-Z; PS operator: *nnn0* setcmykcolor*



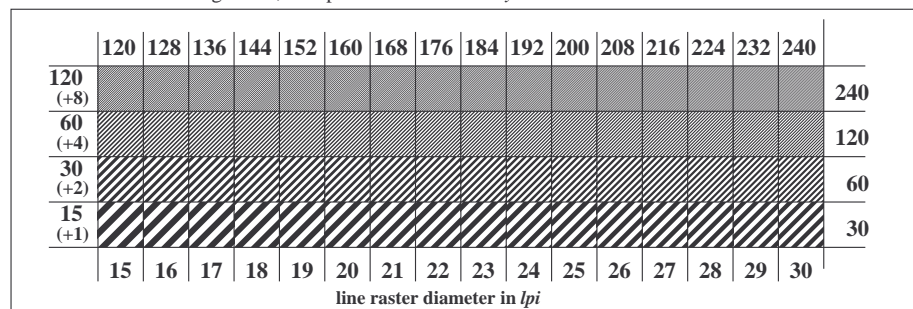
Picture C2: 5 visual equidistant L^* -grey steps + N_0 + W_1 ; PS operator: *cmj0* setcmykcolor*




Picture C3: 16 visual equidistant L^* -grey steps; PS operator: *nnn0* setcmykcolor*



Picture C4: Landolt-rings W-N; PS operator: *nnn0* setcmykcolor*



Picture C5: Line raster under 45° (or 135°); PS operator: *nnn0* setcmykcolor*



Picture C6: Line raster under 90° (or 0°); Use of the PS operator *nnn0* setcmykcolor*

See for similar files: <http://www.ps.bam.de/CE77/>
 Technical information: <http://www.ps.bam.de/9241>

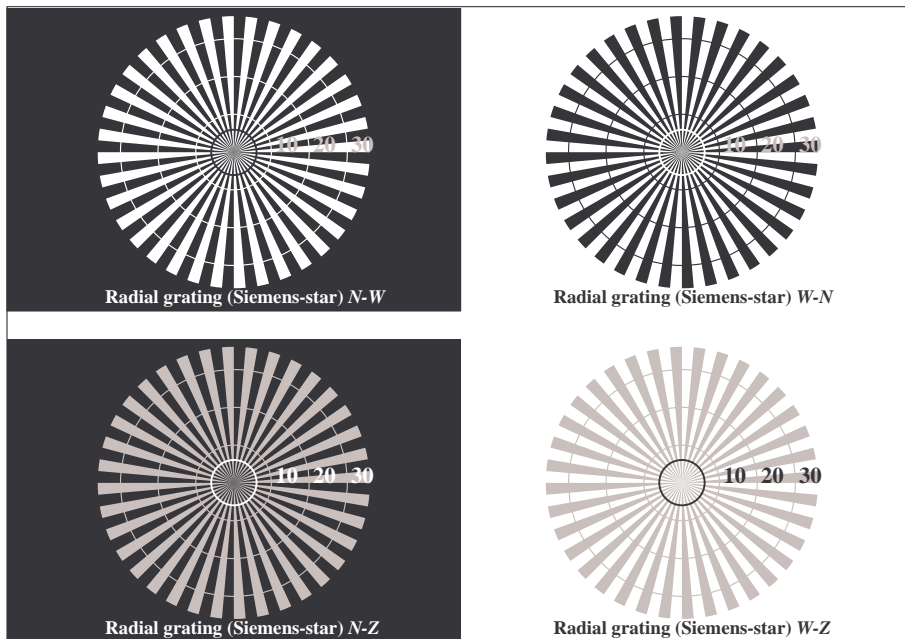
Version 2.0, io=2.2, CIELAB, 2.0 exp

BAM registration: 20040101-CE77/10Q/Q77E40FP.PS/.PDF BAM material: code=rh4ta
 Application for achromatic display output with CIELAB contrast range $L^*_w:L^*_n = 95.4 : 26.8$

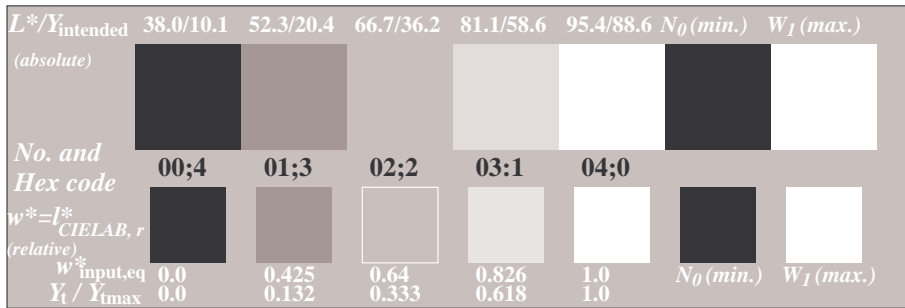
See for similar files: <http://www.ps.bam.de/CE77/>
 Technical information: <http://www.ps.bam.de/9241>

Version 2.0, io=2.2, CIELAB, 2.0 exp

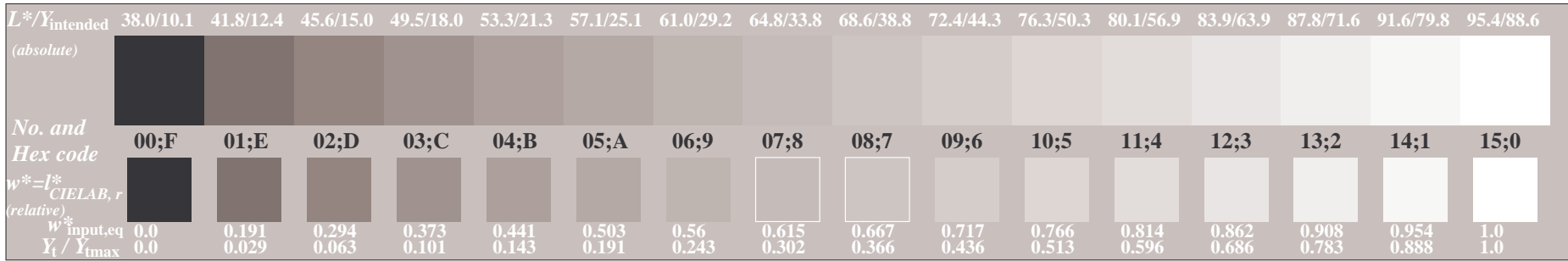
BAM registration: 20040101-CE77/10Q/Q77E50FP.PS/.PDF BAM material: code=rh4ta
 Application for achromatic display output with CIELAB contrast range $L^*_w:L^*_n = 95.4 : 38.0$



Picture C1: Radial gratings (Siemens-stars) N-W, W-N, N-Z and W-Z; PS operator: *nnn0* setcmkcolor*




Picture C2: 5 visual equidistant L^* -grey steps + N_0 + W_1 ; PS operator: *cmj0* setcmkcolor*



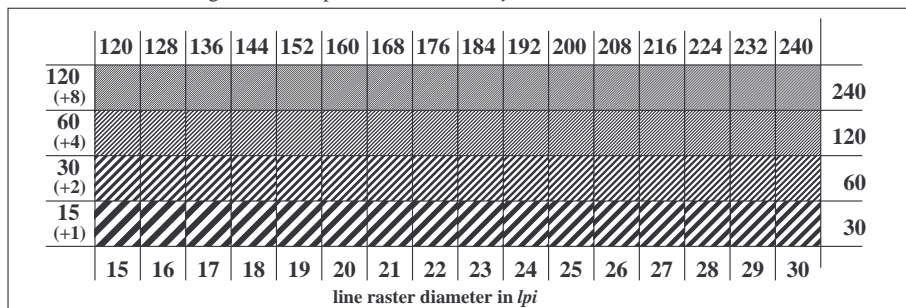
Picture C3: 16 visual equidistant L^* -grey steps; PS operator: *nnn0* setcmkcolor*

ISO 9241-test chart for contrast range $Y_w:Y_n = 88.6 : 10.1$
 Ergonomics – Visual Displays – Field Assessment Methods


input: *nnn0* setcmkcolor*
 output: no change compared to input



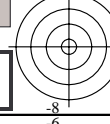
Picture C4: Landolt-rings W-N; PS operator: *nnn0* setcmkcolor*



Picture C5: Line raster under 45° (or 135°); PS operator: *nnn0* setcmkcolor*



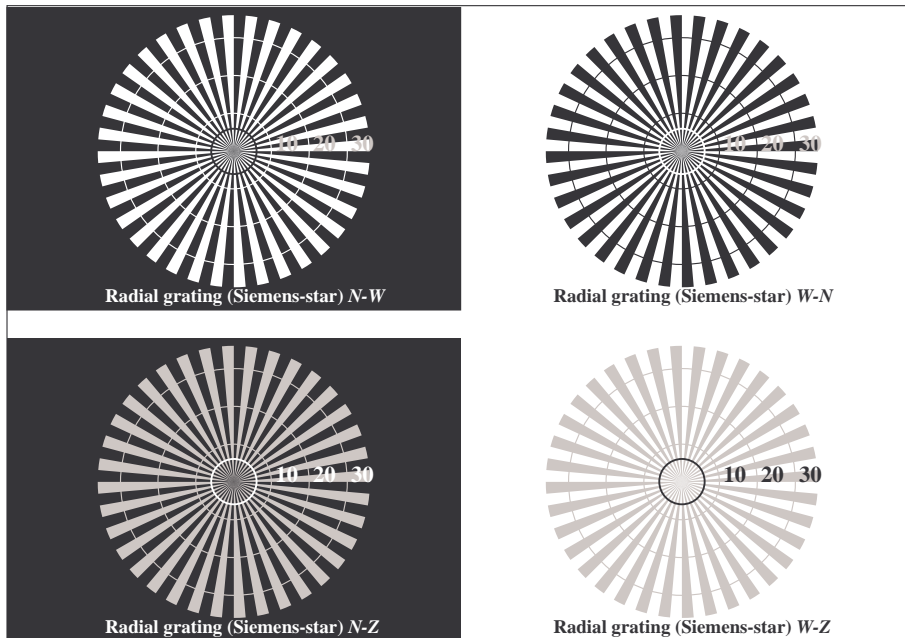
Picture C6: Line raster under 90° (or 0°); Use of the PS operator *nnn0* setcmkcolor*



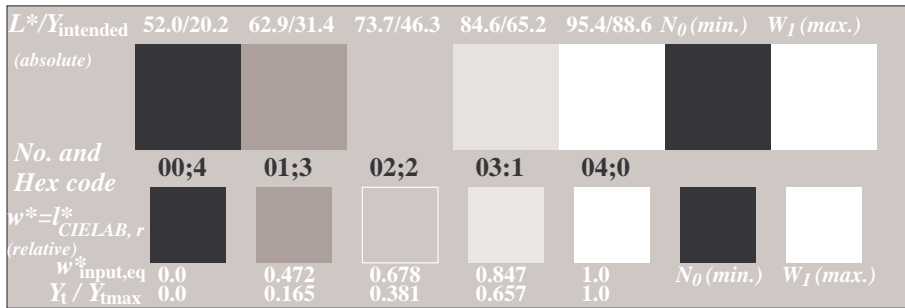
See for similar files: <http://www.ps.bam.de/CE77/>
 Technical information: <http://www.ps.bam.de/9241>

Version 2.0, io=2.2, CIELAB, 2.0 exp

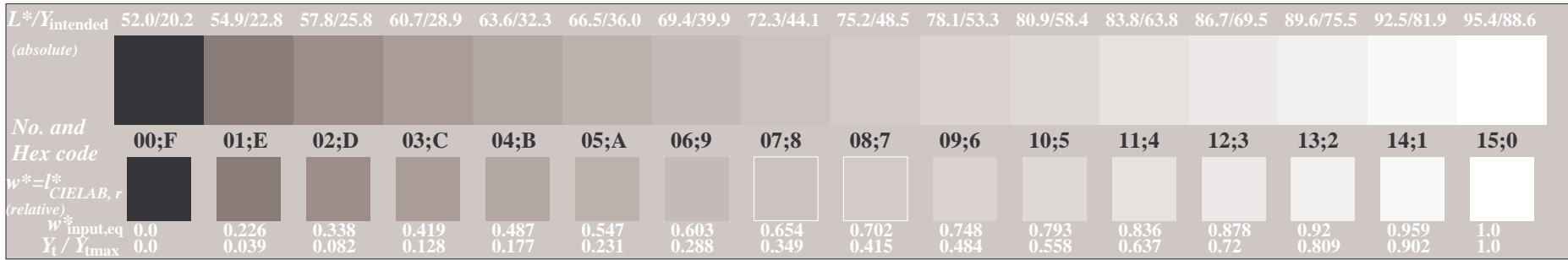
BAM registration: 20040101-CE77/10Q/Q77E60FP.PS/.PDF BAM material: code=rh4ta
 Application for achromatic display output with CIELAB contrast range $L^*_w:L^*_n = 95.4 : 52.0$



Picture C1: Radial gratings (Siemens-stars) N-W, W-N, N-Z and W-Z; PS operator: *nnn0* setcmkcolor*

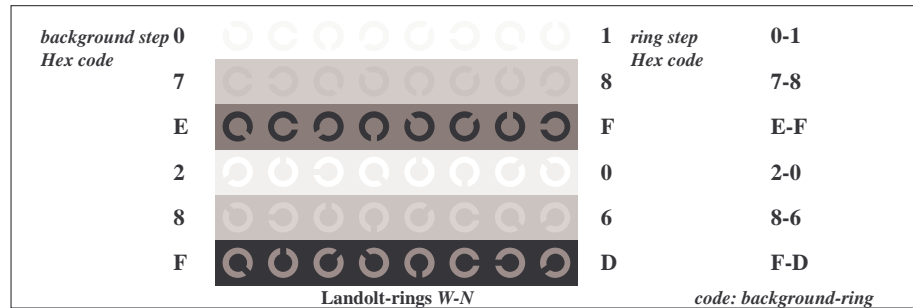


Picture C2: 5 visual equidistant L^* -grey steps + N_0 + W_1 ; PS operator: *cmv0* setcmkcolor*

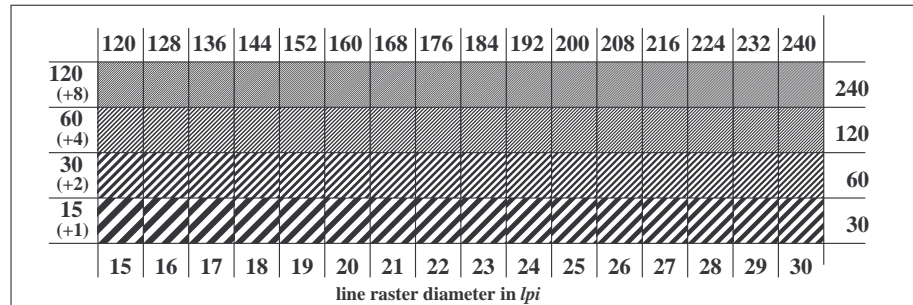


Picture C3: 16 visual equidistant L^* -grey steps; PS operator: *nnn0* setcmkcolor*


ISO 9241-test chart for contrast range $Y_w:Y_n = 88.6 : 20.2$
 Ergonomics – Visual Displays – Field Assessment Methods



Picture C4: Landolt-rings W-N; PS operator: *nnn0* setcmkcolor*



Picture C5: Line raster under 45° (or 135°); PS operator: *nnn0* setcmkcolor*



Picture C6: Line raster under 90° (or 0°); Use of the PS operator *nnn0* setcmkcolor*

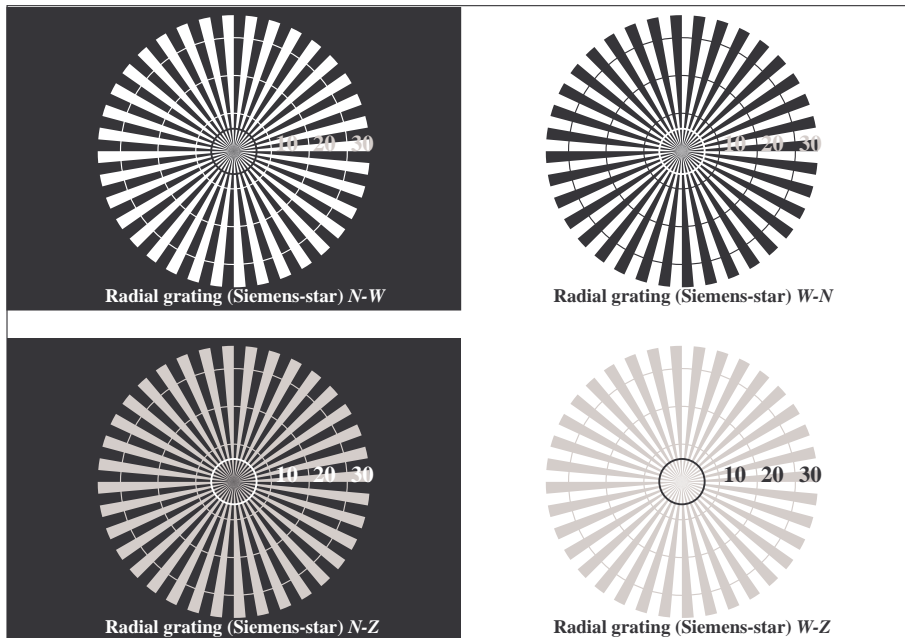
input: *nnn0* setcmkcolor*
 output: no change compared to input



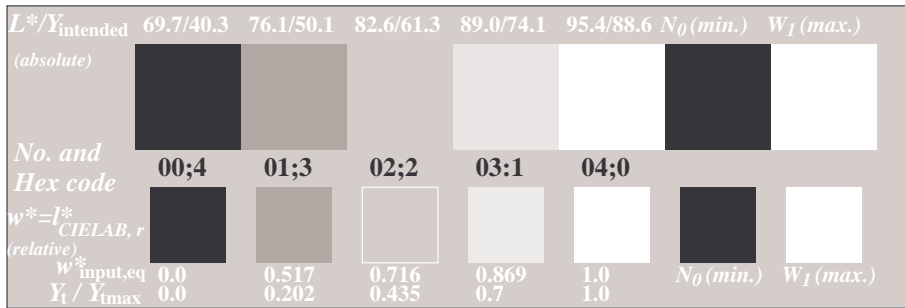
See for similar files: <http://www.ps.bam.de/CE77/>
 Technical information: <http://www.ps.bam.de/9241>

Version 2.0, io=2.2, CIELAB, 2.0 exp

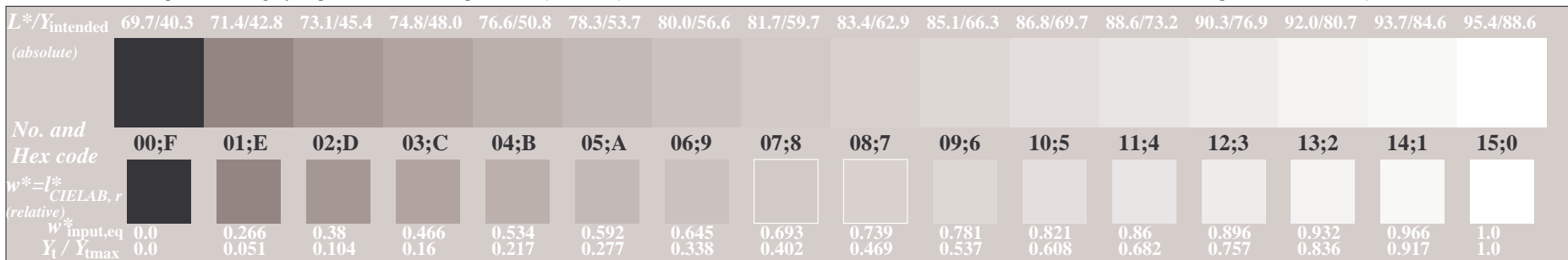
BAM registration: 20040101-CE77/10Q/Q77E70FP.PS/.PDF BAM material: code=rh4ta
 Application for achromatic display output with CIELAB contrast range $L^*_w:L^*_n = 95.4 : 69.7$



Picture C1: Radial gratings (Siemens-stars) N-W, W-N, N-Z and W-Z; PS operator: *nnn0* setcmykcolor*



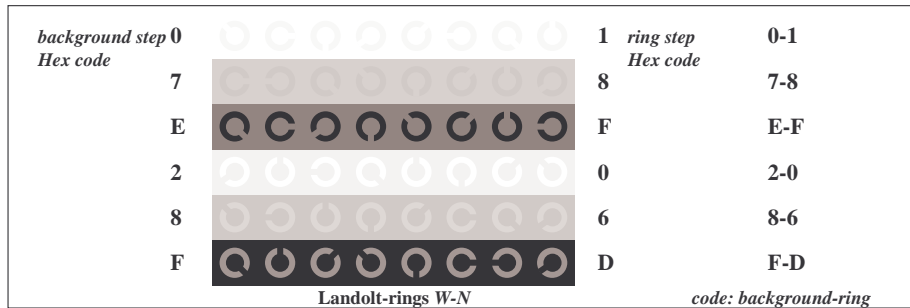
Picture C2: 5 visual equidistant L^* -grey steps + N_0 + W_1 ; PS operator: *cmY0* setcmykcolor*



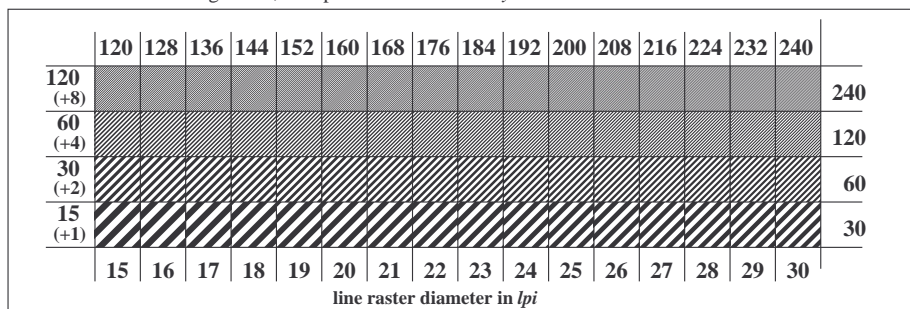
Picture C3: 16 visual equidistant L^* -grey steps; PS operator: *nnn0* setcmykcolor*

ISO 9241-test chart for contrast range $Y_w:Y_n = 88.6 : 40.3$
 Ergonomics – Visual Displays – Field Assessment Methods


input: *nnn0* setcmykcolor*
 output: no change compared to input



Picture C4: Landolt-rings W-N; PS operator: *nnn0* setcmykcolor*



Picture C5: Line raster under 45° (or 135°); PS operator: *nnn0* setcmykcolor*



Picture C6: Line raster under 90° (or 0°); Use of the PS operator *nnn0* setcmykcolor*

