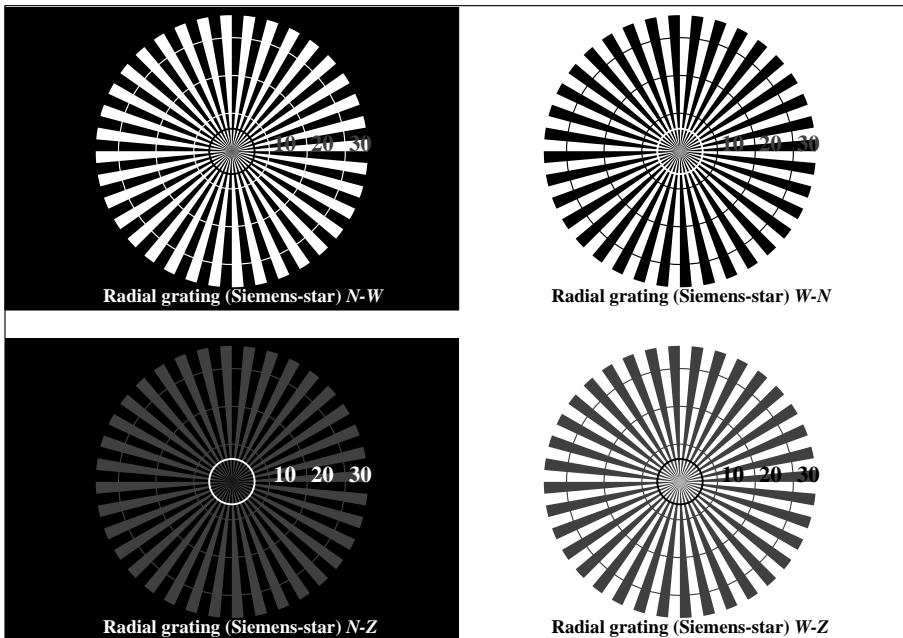


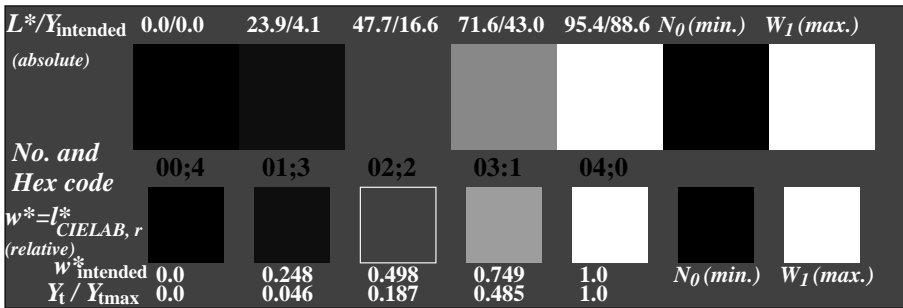
See for similar files: <http://www.ps.bam.de/CE78/>
 Technical information: <http://www.ps.bam.de/9241>

Version 2.0, io=3.3, CIELAB, 0.5 exp

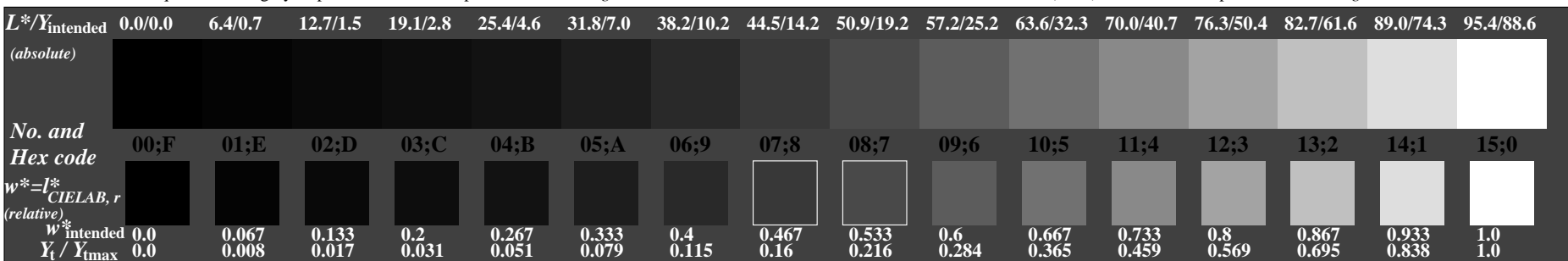
BAM registration: 20040101-CE78/10S/S78E00FP.PS/.PDF BAM material: code=rh4ta
 Application for achromatic display output with CIELAB contrast range $L^*_w:L^*_n = 95.4 : 0.0$



Picture C1: Radial gratings (Siemens-stars) N-W, W-N, N-Z and W-Z; PS operator: `www*setrgbcolor`

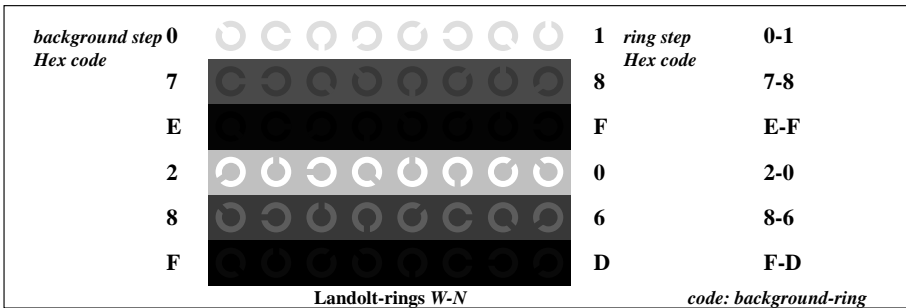


Picture C2: 5 visual equidistant L^* -grey steps + N_0 + W_1 ; PS operator: `www*setrgbcolor`

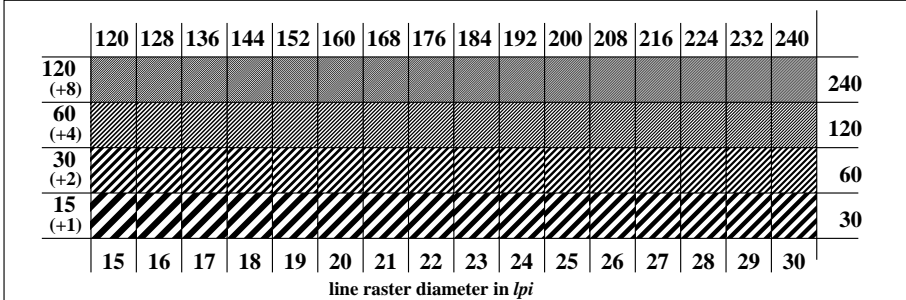


Picture C3: 16 visual equidistant L^* -grey steps; PS operator: `www*setrgbcolor`


ISO 9241-test chart for contrast range $Y_w:Y_n = 88.6 : 0.0$
 Ergonomics – Visual Displays – Field Assessment Methods



Picture C4: Landolt-rings W-N; PS operator: `www*setrgbcolor`

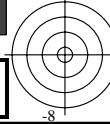
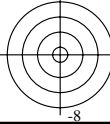


Picture C5: Line raster under 45° (or 135°); PS operator: `www*setrgbcolor`



Picture C6: Line raster under 90° (or 0°); Use of the PS operator `www*setrgbcolor`

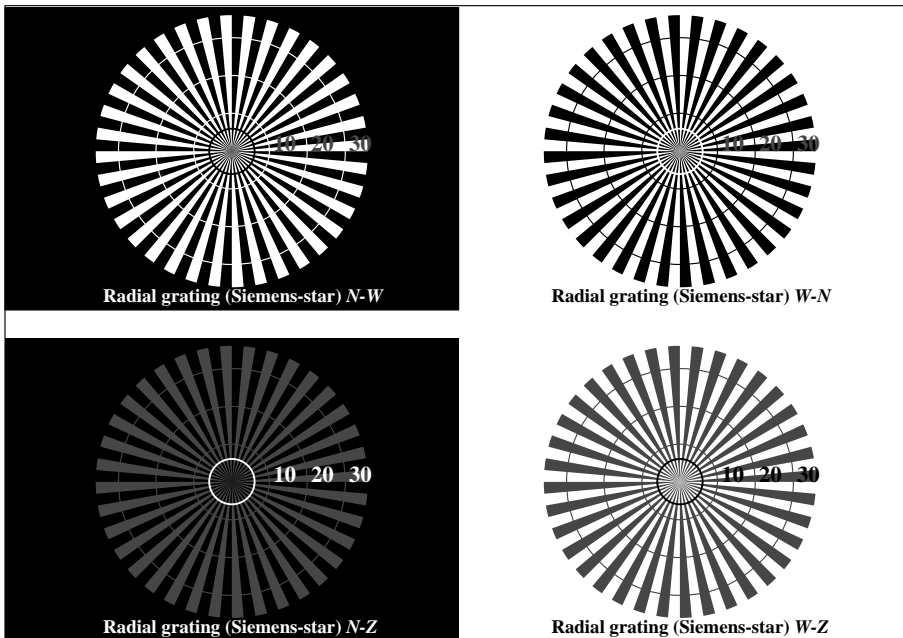
input: `www*setrgbcolor`
 output: no change compared to input



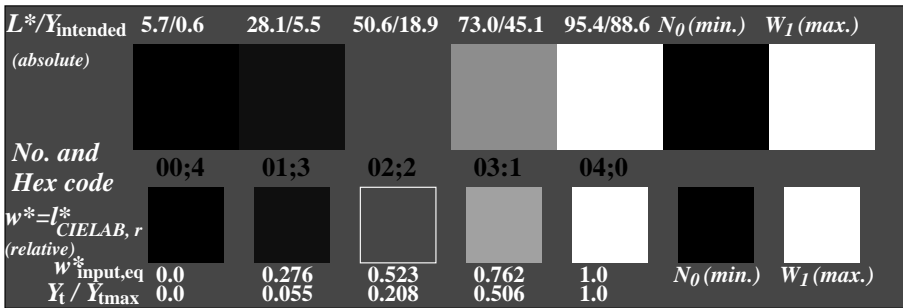
See for similar files: <http://www.ps.bam.de/CE78/>
 Technical information: <http://www.ps.bam.de/9241>

Version 2.0, io=3.3, CIELAB, 0.5 exp


BAM registration: 20040101-CE78/10S/S78E10FP.PS/.PDF BAM material: code=rh4ta
 Application for achromatic display output with CIELAB contrast range $L^*_w:L^*_n = 95.4 : 5.7$



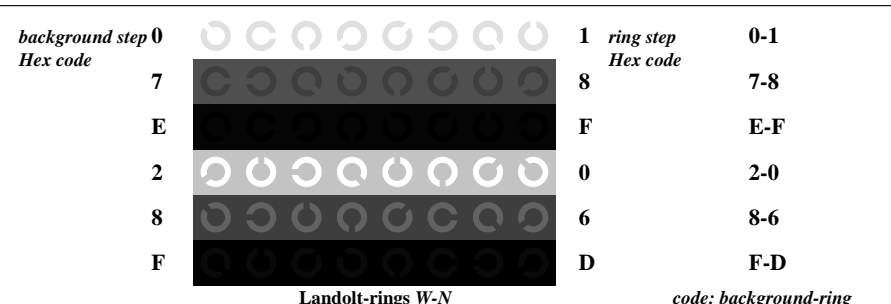
Picture C1: Radial gratings (Siemens-stars) N-W, W-N, N-Z and W-Z; PS operator: `www*setrgbcolor`



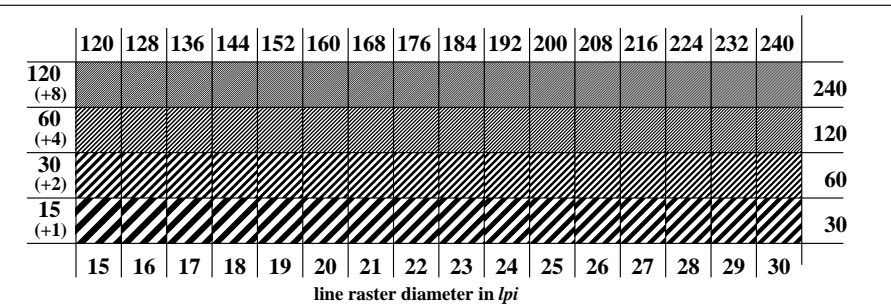
Picture C2: 5 visual equidistant L^* -grey steps + N_0 + W_1 ; PS operator: `www*setrgbcolor`



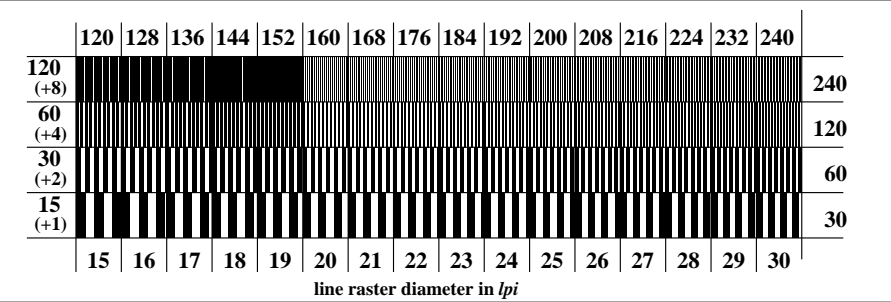
Picture C3: 16 visual equidistant L^* -grey steps; PS operator: `www*setrgbcolor`



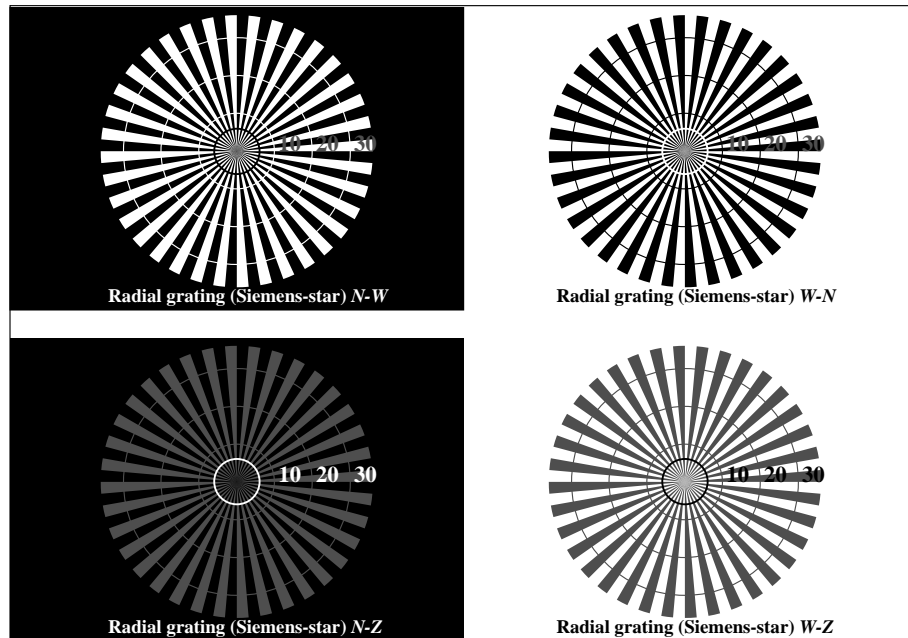
Picture C4: Landolt-rings W-N; PS operator: `www*setrgbcolor`



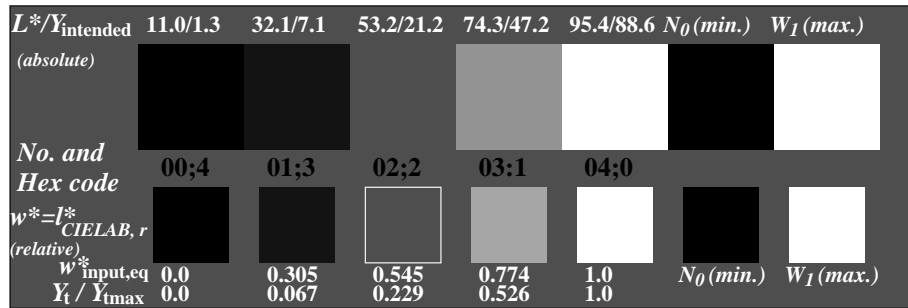
Picture C5: Line raster under 45° (or 135°); PS operator: `www*setrgbcolor`



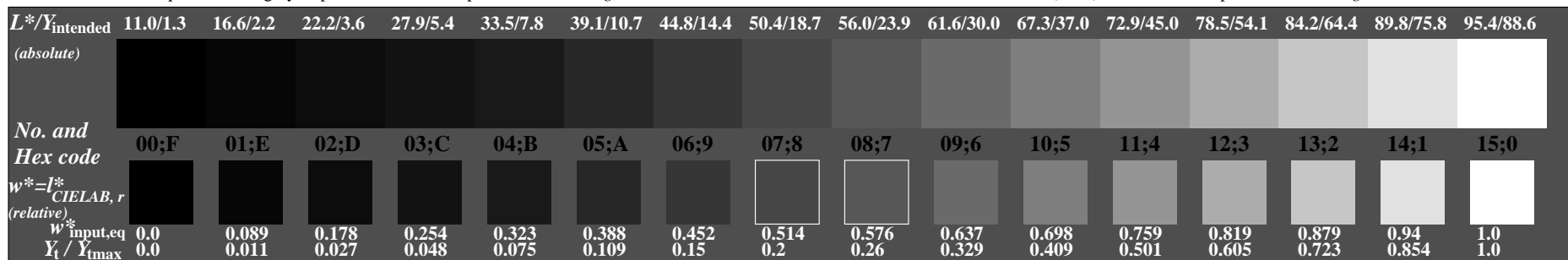
Picture C6: Line raster under 90° (or 0°); Use of the PS operator `www*setrgbcolor`



Picture C1: Radial gratings (Siemens-stars) N-W, W-N, N-Z and W-Z; PS operator: `www*setrgbcolor`




Picture C2: 5 visual equidistant L^* -grey steps + N_0 + W_1 ; PS operator: `www*setrgbcolor`

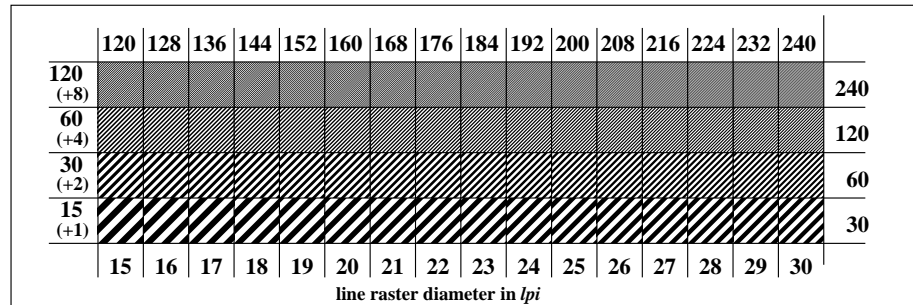


Picture C3: 16 visual equidistant L^* -grey steps; PS operator: `www*setrgbcolor`


ISO 9241-test chart for contrast range $Y_w:Y_n = 88.6 : 1.3$
 Ergonomics – Visual Displays – Field Assessment Methods



Picture C4: Landolt-rings W-N; PS operator: `www*setrgbcolor`



Picture C5: Line raster under 45° (or 135°); PS operator: `www*setrgbcolor`



Picture C6: Line raster under 90° (or 0°); Use of the PS operator `www*setrgbcolor`

input: `www*setrgbcolor`
 output: no change compared to input

See for similar files: <http://www.ps.bam.de/CE78/>
 Technical information: <http://www.ps.bam.de/9241>

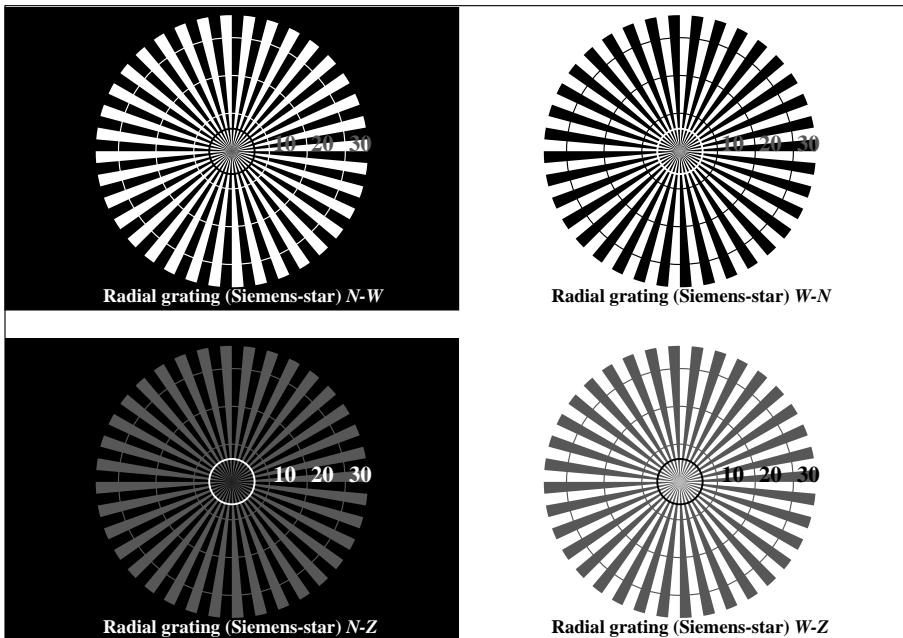
Version 2.0, io=3.3, CIELAB, 0.5 exp

BAM registration: 20040101-CE78/10S/S78E20FP.PS/.PDF
 Application for achromatic display output with CIELAB contrast range $L^*_w:L^*_n = 95.4 : 11.0$
 BAM material: code=rh4ta

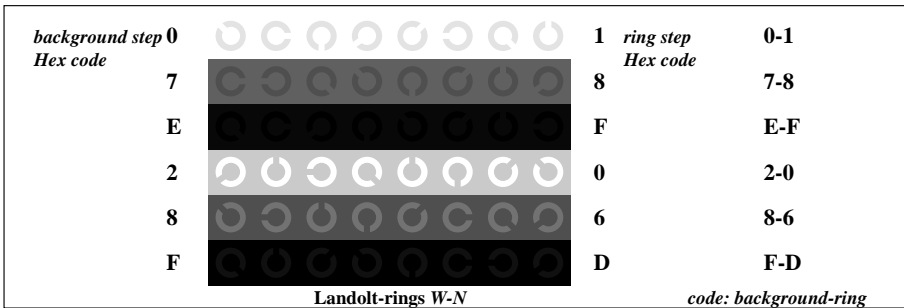
See for similar files: <http://www.ps.bam.de/CE78/>
 Technical information: <http://www.ps.bam.de/9241>

Version 2.0, io=3.3, CIELAB, 0.5 exp

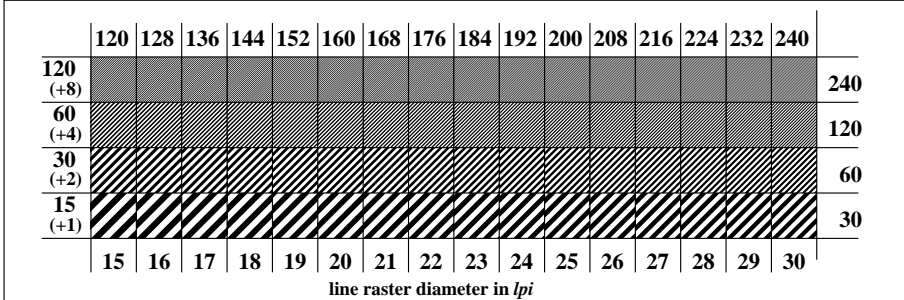
BAM registration: 20040101-CE78/10S/S78E30FP.PS/.PDF BAM material: code=rh4ta
 Application for achromatic display output with CIELAB contrast range $L^*_w:L^*_n = 95.4 : 18.0$



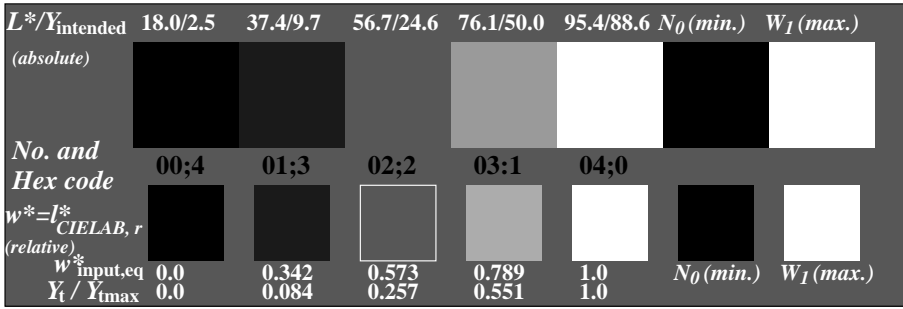
Picture C1: Radial gratings (Siemens-stars) N-W, W-N, N-Z and W-Z; PS operator: `www*setrgbcolor`



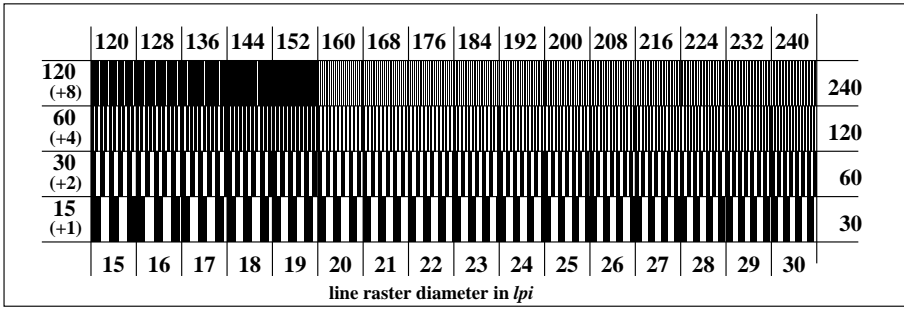
Picture C4: Landolt-rings W-N; PS operator: `www*setrgbcolor`



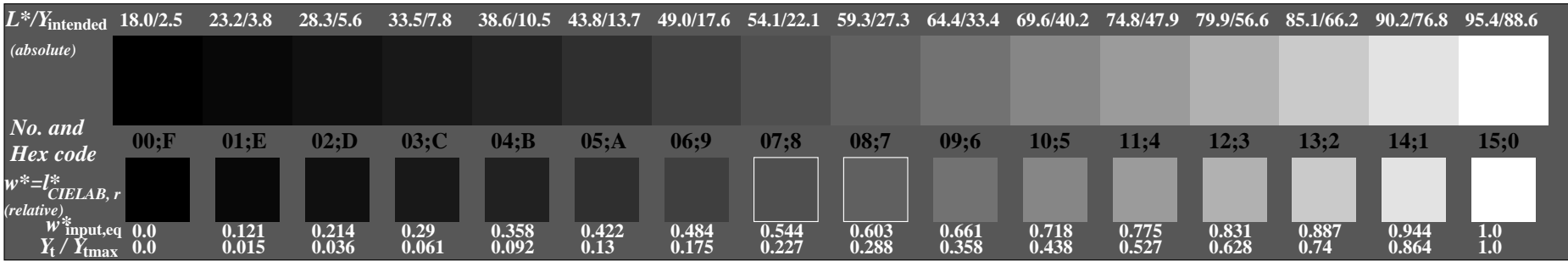
Picture C5: Line raster under 45° (or 135°); PS operator: `www*setrgbcolor`



Picture C2: 5 visual equidistant L^* -grey steps + N_0 + W_1 ; PS operator: `www*setrgbcolor`



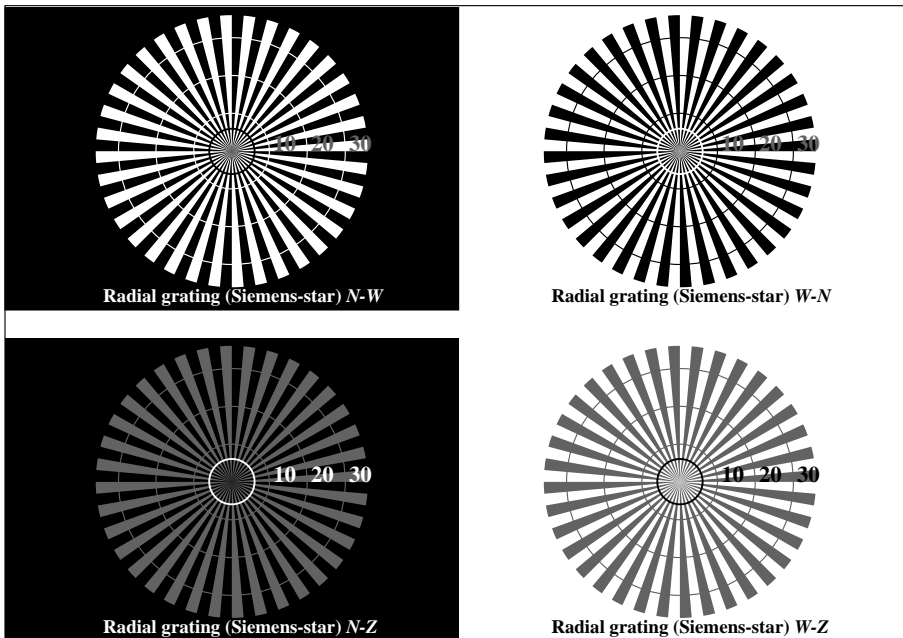
Picture C6: Line raster under 90° (or 0°); Use of the PS operator `www*setrgbcolor`



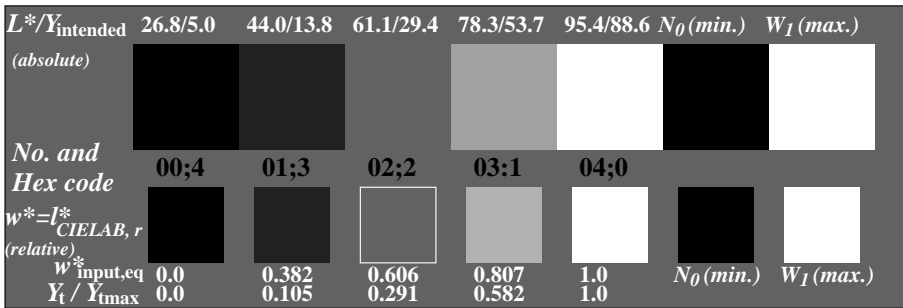
Picture C3: 16 visual equidistant L^* -grey steps; PS operator: `www*setrgbcolor`

See for similar files: <http://www.ps.bam.de/CE78/>
 Technical information: <http://www.ps.bam.de/9241>

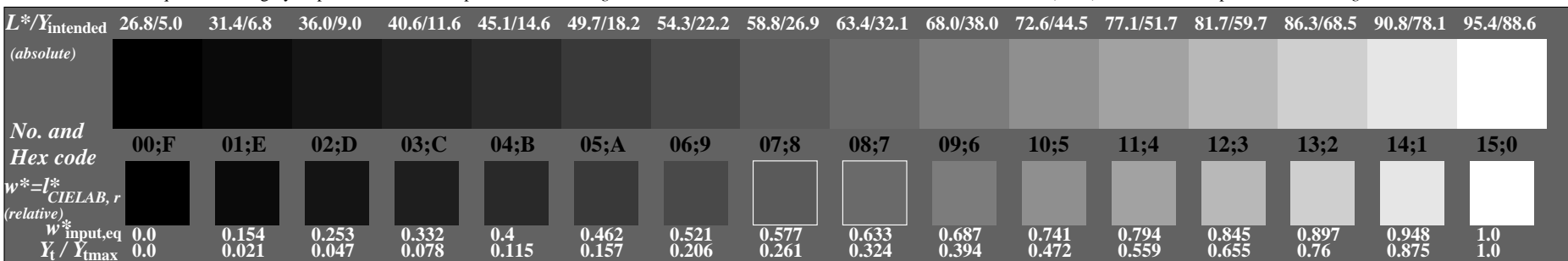
BAM registration: 20040101-CE78/10S/S78E40FP.PS/.PDF BAM material: code=rh4ta
 Application for achromatic display output with CIE LAB contrast range $L^*:L^*\eta = 95.4 : 26.8$



Picture C1: Radial gratings (Siemens-stars) N-W, W-N, N-Z and W-Z; PS operator: `www*setrgbcolor`




Picture C2: 5 visual equidistant L^* -grey steps + N_0 + W_1 ; PS operator: `www*setrgbcolor`

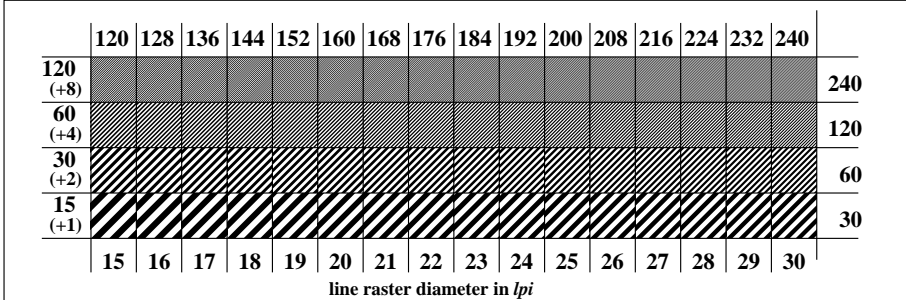


Picture C3: 16 visual equidistant L^* -grey steps; PS operator: `www*setrgbcolor`

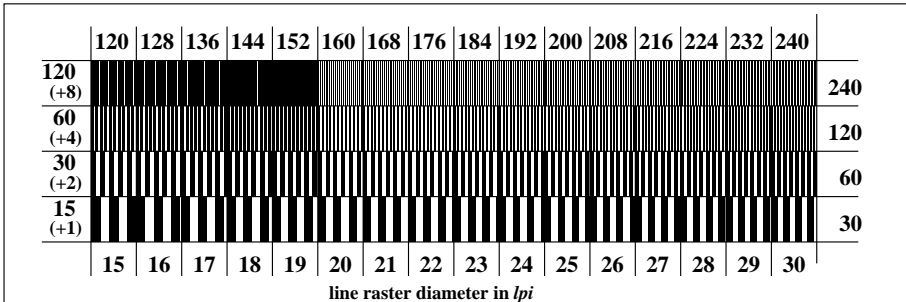
ISO 9241-test chart for contrast range $Y_w:Y_n = 88.6 : 5.0$
 Ergonomics – Visual Displays – Field Assessment Methods



Picture C4: Landolt-rings W-N; PS operator: `www*setrgbcolor`



Picture C5: Line raster under 45° (or 135°); PS operator: `www*setrgbcolor`



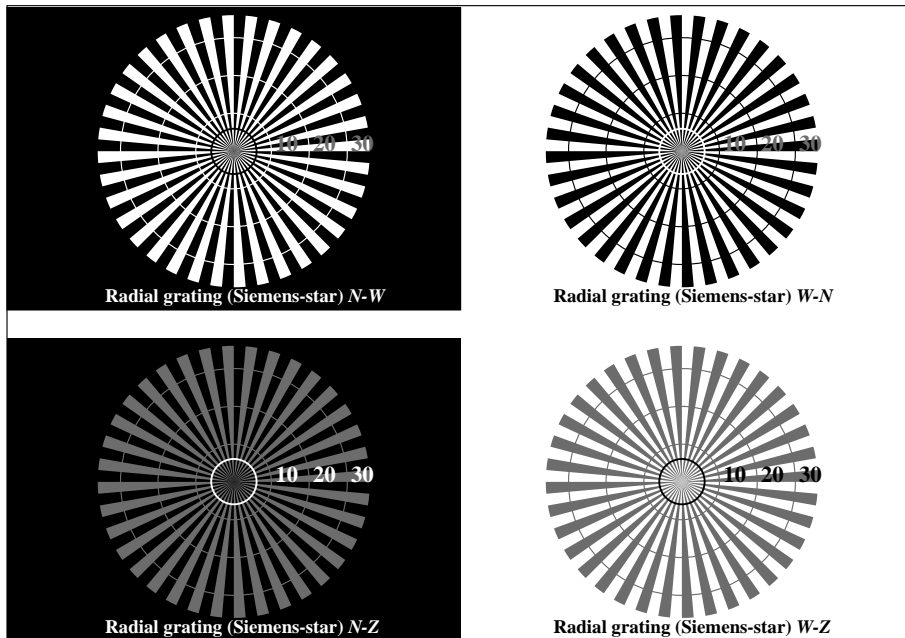
Picture C6: Line raster under 90° (or 0°); Use of the PS operator `www*setrgbcolor`

input: `www*setrgbcolor`
 output: no change compared to input

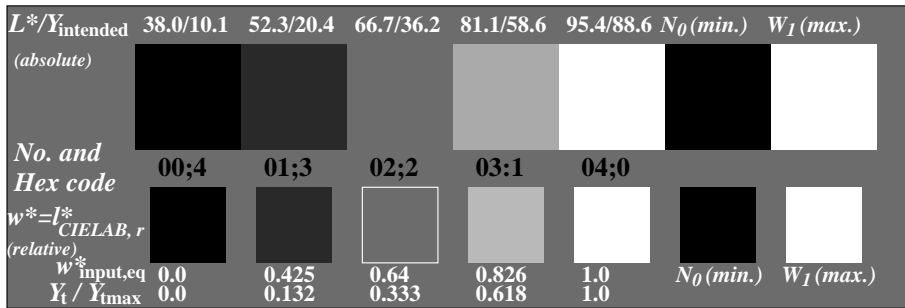
Version 2.0, io=3.3, CIE LAB, 0.5 exp

See for similar files: <http://www.ps.bam.de/CE78/>
 Technical information: <http://www.ps.bam.de/9241>

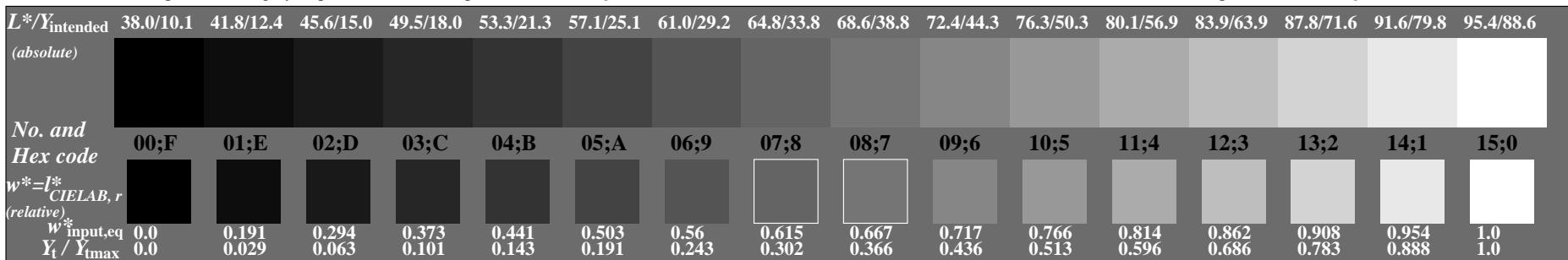
BAM registration: 20040101-CE78/10S/S78E50FP.PS/.PDF BAM material: code=rh4ta
 Application for achromatic display output with CIE LAB contrast range $L^*:L^*_n = 95.4 : 38.0$



Picture C1: Radial gratings (Siemens-stars) N-W, W-N, N-Z and W-Z; PS operator: `www*setrgbcolor`




Picture C2: 5 visual equidistant L^* -grey steps + N_0 + W_1 ; PS operator: `www*setrgbcolor`



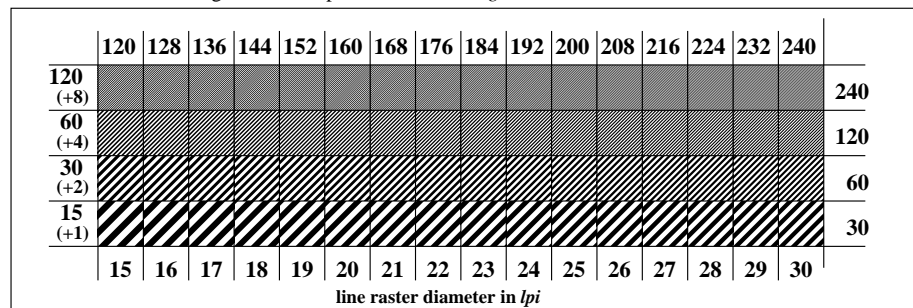
Picture C3: 16 visual equidistant L^* -grey steps; PS operator: `www*setrgbcolor`

ISO 9241-test chart for contrast range $Y_w:Y_n = 88.6 : 10.1$
 Ergonomics – Visual Displays – Field Assessment Methods


input: `www*setrgbcolor`
 output: no change compared to input



Picture C4: Landolt-rings W-N; PS operator: `www*setrgbcolor`

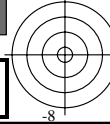
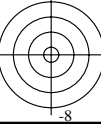


Picture C5: Line raster under 45° (or 135°); PS operator: `www*setrgbcolor`



Picture C6: Line raster under 90° (or 0°); Use of the PS operator `www*setrgbcolor`

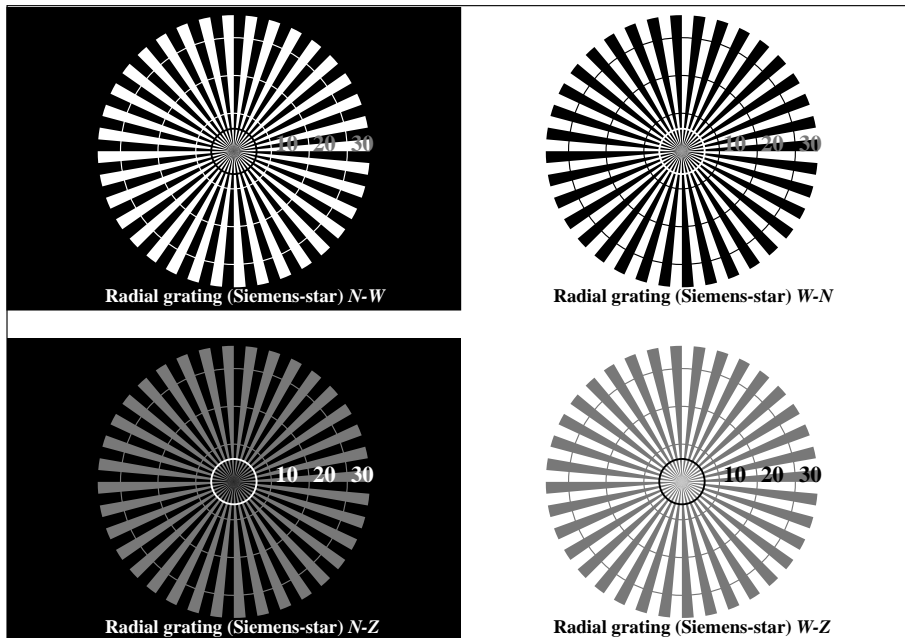
Version 2.0, io=3.3, CIE LAB, 0.5 exp



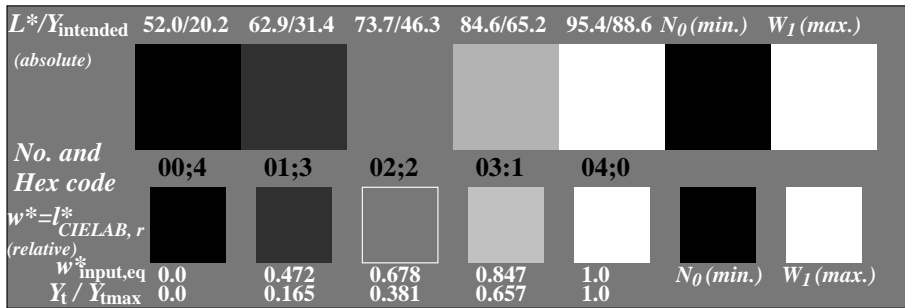
See for similar files: <http://www.ps.bam.de/CE78/>
 Technical information: <http://www.ps.bam.de/9241>

Version 2.0, io=3.3, CIELAB, 0.5 exp

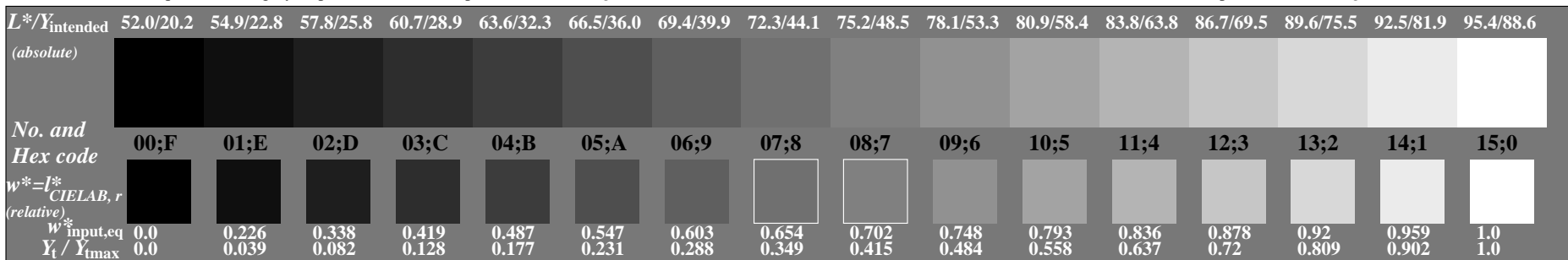
BAM registration: 20040101-CE78/10S/S78E60FP.PS/.PDF BAM material: code=rh4ta
 Application for achromatic display output with CIELAB contrast range $L^*_w:L^*_n = 95.4 : 52.0$



Picture C1: Radial gratings (Siemens-stars) N-W, W-N, N-Z and W-Z; PS operator: `www*setrgbcolor`




Picture C2: 5 visual equidistant L^* -grey steps + N_0 + W_1 ; PS operator: `www*setrgbcolor`



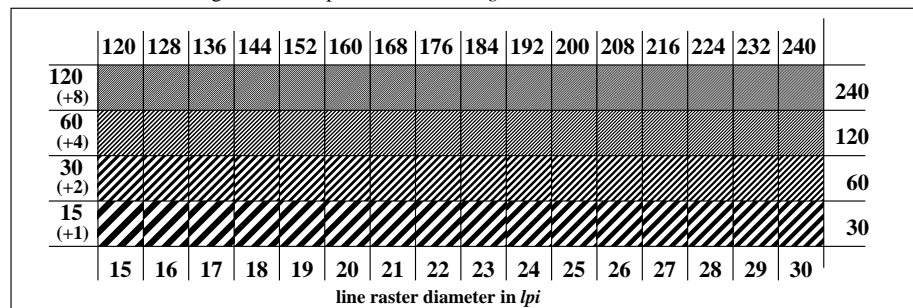
Picture C3: 16 visual equidistant L^* -grey steps; PS operator: `www*setrgbcolor`

ISO 9241-test chart for contrast range $Y_w:Y_n = 88.6 : 20.2$
 Ergonomics – Visual Displays – Field Assessment Methods


input: `www*setrgbcolor`
 output: no change compared to input



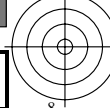
Picture C4: Landolt-rings W-N; PS operator: `www*setrgbcolor`



Picture C5: Line raster under 45° (or 135°); PS operator: `www*setrgbcolor`



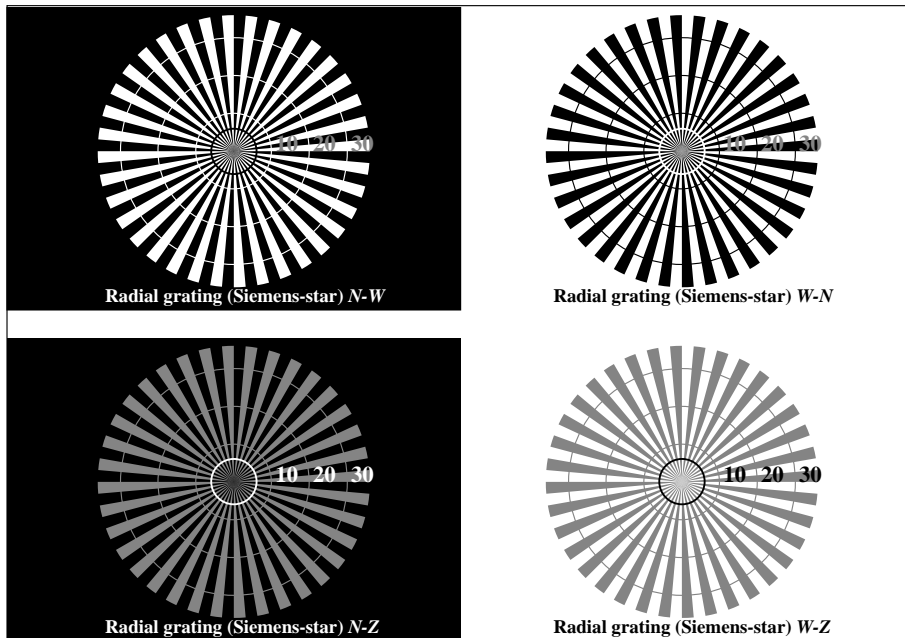
Picture C6: Line raster under 90° (or 0°); Use of the PS operator `www*setrgbcolor`



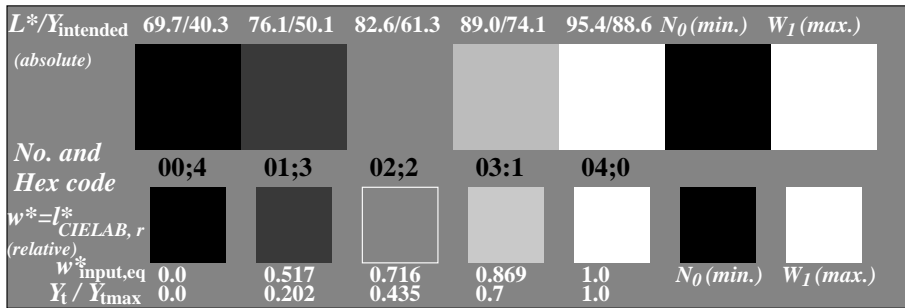
See for similar files: <http://www.ps.bam.de/CE78/>
 Technical information: <http://www.ps.bam.de/9241>

Version 2.0, io=3.3, CIELAB, 0.5 exp

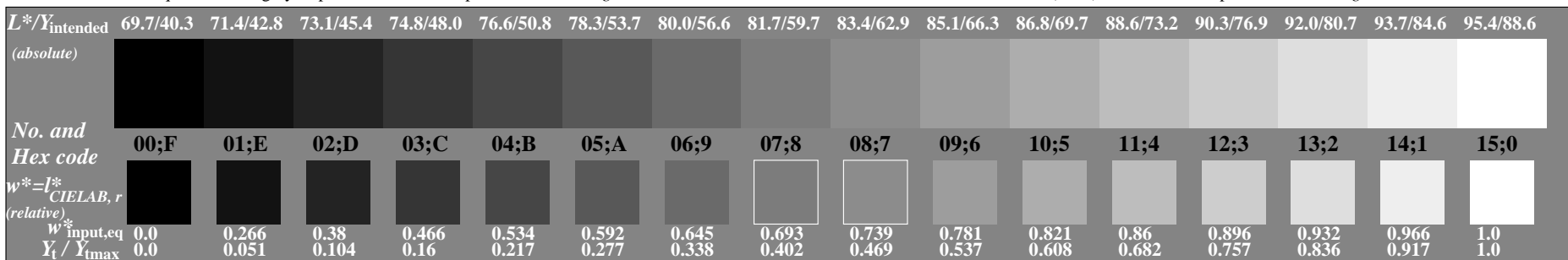
BAM registration: 20040101-CE78/10S/S78E70FP.PS/.PDF BAM material: code=rh4ta
 Application for achromatic display output with CIELAB contrast range $L^*_w:L^*_n = 95.4 : 69.7$



Picture C1: Radial gratings (Siemens-stars) N-W, W-N, N-Z and W-Z; PS operator: `www*setrgbcolor`




Picture C2: 5 visual equidistant L^* -grey steps + N_0 + W_1 ; PS operator: `www*setrgbcolor`

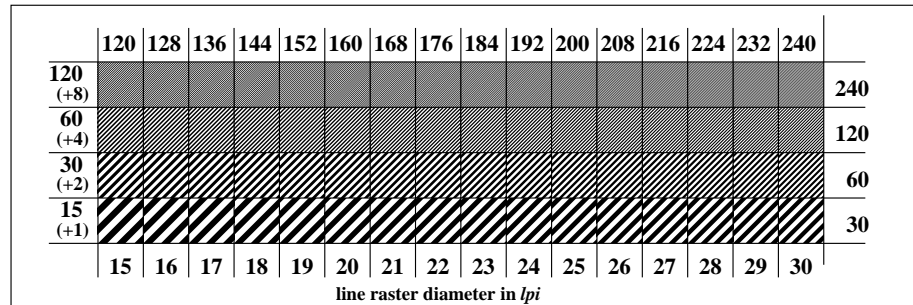


Picture C3: 16 visual equidistant L^* -grey steps; PS operator: `www*setrgbcolor`


ISO 9241-test chart for contrast range $Y_w:Y_n = 88.6 : 40.3$
 Ergonomics – Visual Displays – Field Assessment Methods



Picture C4: Landolt-rings W-N; PS operator: `www*setrgbcolor`



Picture C5: Line raster under 45° (or 135°); PS operator: `www*setrgbcolor`



Picture C6: Line raster under 90° (or 0°); Use of the PS operator `www*setrgbcolor`

input: `www*setrgbcolor`
 output: no change compared to input