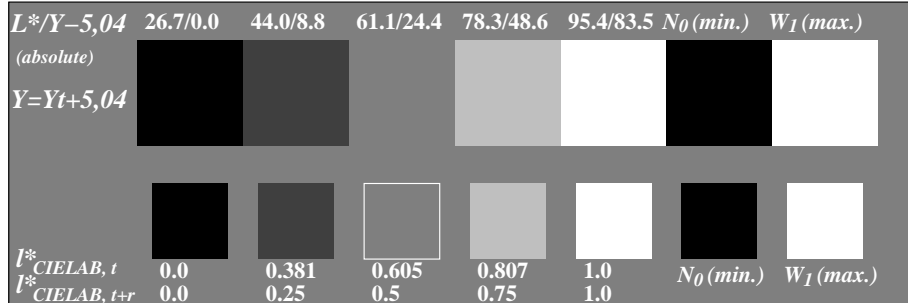
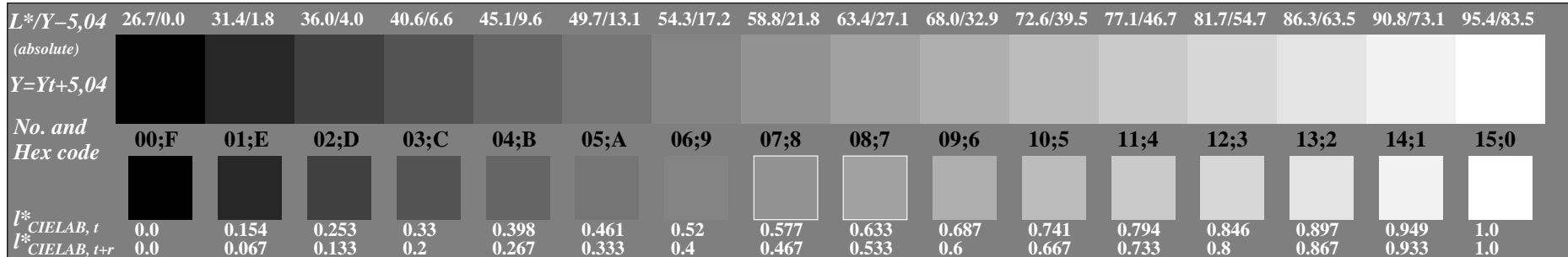


Picture C1: Radial gratings (Siemens-stars) N-W, W-N, N-Z and W-Z; PS oper.: *w\*lin 1.0 exp setgray*




Picture C2: 5 visual equidistant  $L^*$ -grey steps +  $N_0$  +  $W_I$ ; PS operator: *w\*lin 1.0 exp setgray*

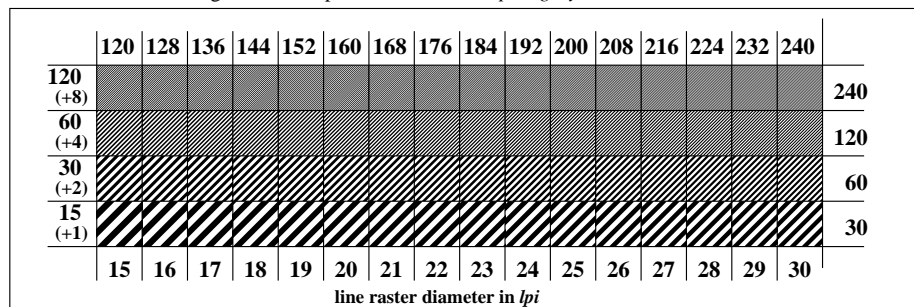


Picture C3: 16 visual equidistant  $L^*$ -grey steps; PS operator: *w\*lin 1.0 exp setgray*

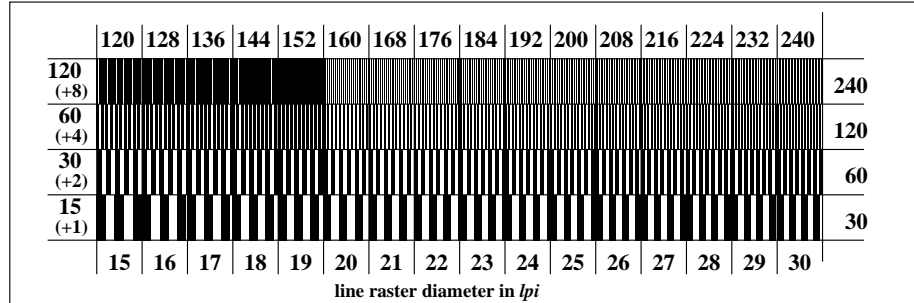
ISO/IEC-test chart no. 3C according to ISO/IEC 15775 and input: *w\*lin 1.0 exp setgray*  
 DIS ISO/IEC 19839-X; output: *olv\* setrgbcolor /w\* setgray*



Picture C4: Landolt-rings W-N; PS operator: *w\*lin 1.0 exp setgray*



Picture C5: Line raster under 45° (or 135°); PS operator: *w\*lin 1.0 exp setgray*



Picture C6: Line raster under 90° (or 0°); PS operator: *w\*lin 1.0 exp setgray*