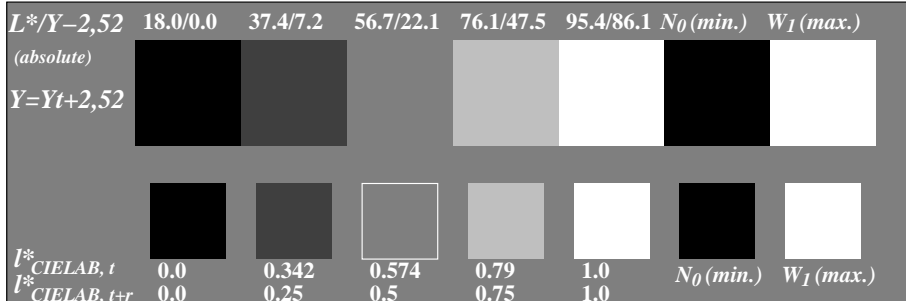
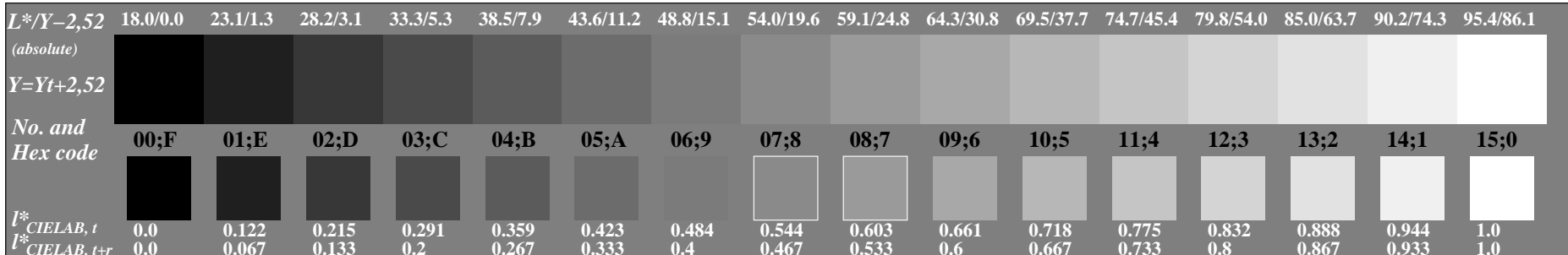



Picture C1: Radial gratings (Siemens-stars) N-W, W-N, N-Z and W-Z; PS oper.: *nnn0*lin 1.0 exp setcmykcolor*



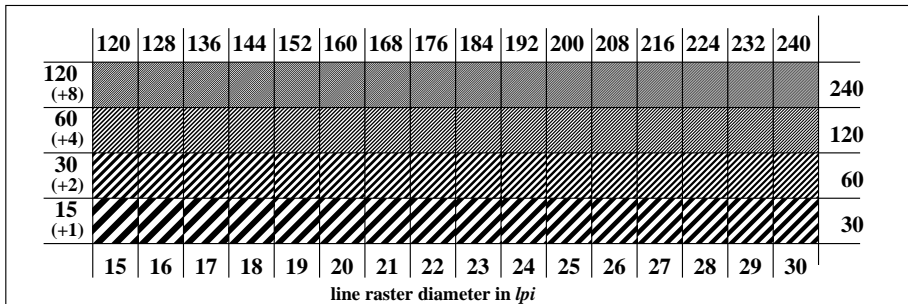
Picture C2: 5 visual equidistant L^* -grey steps + N_0 + W_I ; PS operator: *nnn0*lin 1.0 exp setcmykcolor*



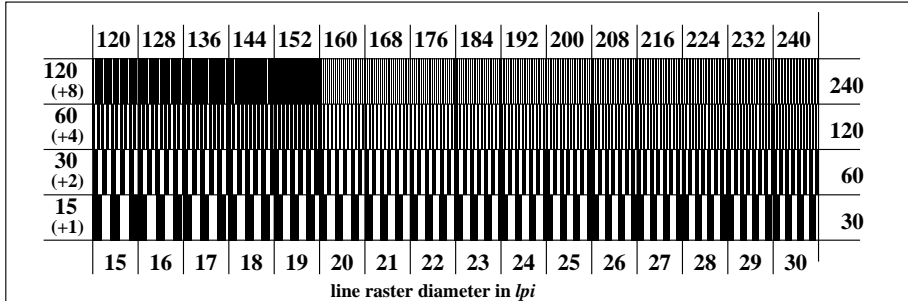
Picture C3: 16 visual equidistant L^* -grey steps; PS operator: *nnn0*lin 1.0 exp setcmykcolor*



Picture C4: Landolt-rings W-N; PS operator: *nnn0*lin 1.0 exp setcmykcolor*



Picture C5: Line raster under 45° (or 135°); PS operator: *nnn0*lin 1.0 exp setcmykcolor*



Picture C6: Line raster under 90° (or 0°); PS operator: *nnn0*lin 1.0 exp setcmykcolor*



Picture C7: ISO/IEC test chart no. 3B according to ISO/IEC 15775 and DIS ISO/IEC 19839-X; PS operator: *nnn0*lin 1.0 exp setcmykcolor*