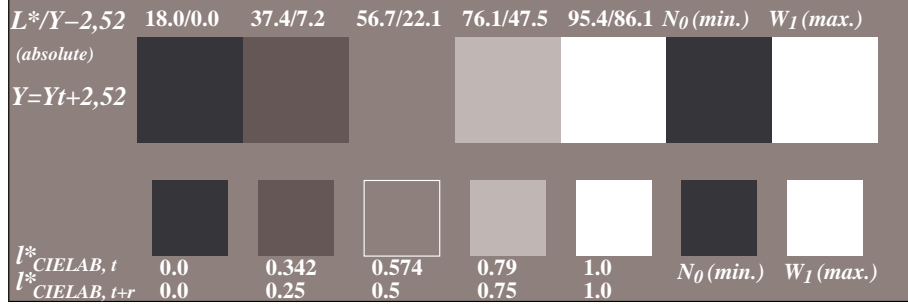
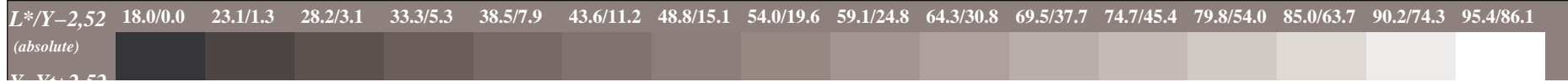


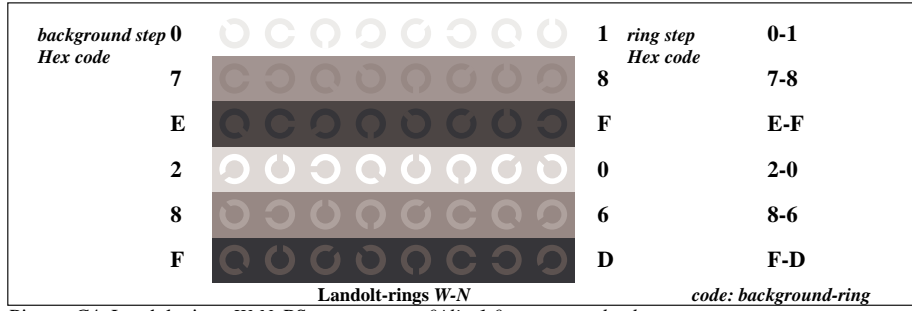
Picture C1: Radial gratings (Siemens-stars) N-W, W-N, N-Z and W-Z; PS oper.: *nnn0\*lin 1.0 exp setcmykcolor*



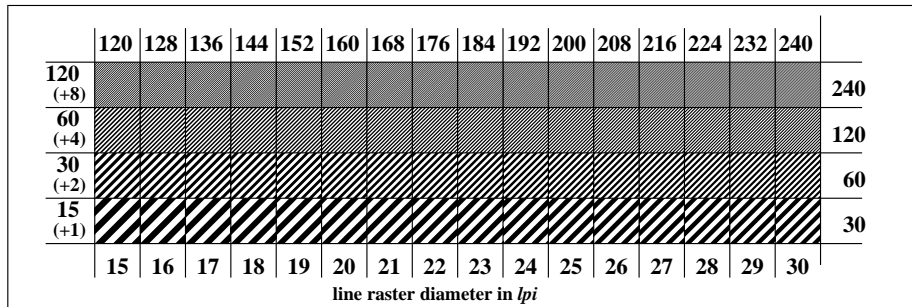
Picture C2: 5 visual equidistant  $L^*$ -grey steps +  $N_0$  +  $W_I$ ; PS operator: *nnn0\*lin 1.0 exp setcmykcolor*




Picture C3: 16 visual equidistant  $L^*$ -grey steps; PS operator: *nnn0\*lin 1.0 exp setcmykcolor*; use file [www.bam.de/KE88/10B/B88E00NA.PS](http://www.bam.de/KE88/10B/B88E00NA.PS) or [/B88E00NP.PS/.PDF](http://www.bam.de/B88E00NP.PS) for DPS or PDF systems to complete the figure



Picture C4: Landolt-rings W-N; PS operator: *nnn0\*lin 1.0 exp setcmykcolor*



Picture C5: Line raster under 45° (or 135°); PS operator: *nnn0\*lin 1.0 exp setcmykcolor*



Picture C6: Line raster under 90° (or 0°); PS operator: *nnn0\*lin 1.0 exp setcmykcolor*