

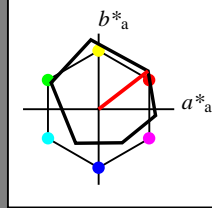
Eingabe: Farbmétrisches Offset-Reflektiv-System ORS18

für Buntton  $h^* = lab^*h = 38/360 = 0.105$

$lab^*tch$  und  $lab^*nch$

D65: Buntton O  
LCH\*Ma: 48 83 38  
olv\*Ma: 1.0 0.0 0.0

Dreiecks-Helligkeit  $t^*$



**ORS18; adaptierte CIELAB-Daten**

	$L^*=L^*_a$	$a^*_a$	$b^*_a$	$C^*_{ab,a}$	$h^*_{ab,a}$
OMa	47.94	65.39	50.52	82.63	38
YMa	90.37	-10.26	91.75	92.32	96
LMa	50.9	-62.83	34.96	71.91	151
CMa	58.62	-30.34	-45.01	54.3	236
VMa	25.72	31.1	-44.4	54.22	305
MMa	48.13	75.28	-8.36	75.74	354
NMa	18.01	0.0	0.0	0.0	0
WMa	95.41	0.0	0.0	0.0	0
RCIE	39.92	58.66	26.98	64.57	25
JCIE	81.26	-2.16	67.76	67.79	92
GCIE	52.23	-42.25	11.76	43.87	164
BCIE	30.57	1.15	-46.84	46.86	271

%Umfang  
 $u^*_{rel} = 93$   
%Regularität  
 $g^*_{H,rel} = 57$   
 $g^*_{C,rel} = 59$

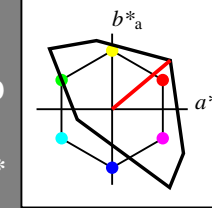
Ausgabe: Farbmétrisches Fernseh-Licht-System TLS00

für Buntton  $h^* = lab^*h = 40/360 = 0.111$

$lab^*tch$  und  $lab^*nch$

D65: Buntton O  
LCH\*Ma: 51 100 40  
olv\*Ma: 1.0 0.0 0.0

Dreiecks-Helligkeit  $t^*$



**TLS00; adaptierte CIELAB-Daten**

	$L^*=L^*_a$	$a^*_a$	$b^*_a$	$C^*_{ab,a}$	$h^*_{ab,a}$
OMa	50.5	76.92	64.55	100.42	40
YMa	92.66	-20.69	90.75	93.08	103
LMa	83.63	-82.75	79.9	115.04	136
CMa	86.88	-46.16	-13.55	48.12	196
VMa	30.39	76.06	-103.59	128.52	306
MMa	57.3	94.35	-58.41	110.97	328
NMa	0.01	0.0	0.0	0.0	0
WMa	95.41	0.0	0.0	0.0	0
RCIE	39.92	58.74	27.99	65.07	25
JCIE	81.26	-2.88	71.56	71.62	92
GCIE	52.23	-42.41	13.6	44.55	162
BCIE	30.57	1.41	-46.46	46.49	272

%Umfang  
 $u^*_{rel} = 158$   
%Regularität  
 $g^*_{H,rel} = 20$   
 $g^*_{C,rel} = 37$

**relative Inform. Technology (IT)**

olvi3*	1.0	1.0	1.0	(1.0)
cmyn3*	0.0	0.0	0.0	(0.0)
olvi4*	1.0	1.0	1.0	1.0
cmyn4*	0.0	0.0	0.0	0.0

**standard and adapted CIELAB**

LAB*LAB	95.41	0.0	0.0
LAB*LABa	95.41	0.0	0.0
LAB*TCHa	99.99	0.01	-

**relative CIELAB lab\***

lab*lab	1.0	0.0	0.0
lab*tch	1.0	0.0	-
lab*nch	0.0	0.0	-

**relative Natural Colour (NC)**

lab*lrj	1.0	0.0	0.0
lab*tce	1.0	0.0	-
lab*nce	0.0	0.0	-

**relative Inform. Technology (IT)**

olvi3*	1.0	0.5	0.5	(1.0)
cmyn3*	0.0	0.5	0.5	(0.0)
olvi4*	1.0	0.5	0.5	1.0
cmyn4*	0.0	0.5	0.5	0.0

**standard and adapted CIELAB**

LAB*LAB	72.95	38.45	32.27
LAB*LABa	72.95	38.45	32.27
LAB*TCHa	75.0	50.2	40.0

**relative CIELAB lab\***

lab*lab	0.765	0.383	0.321
lab*tch	0.75	0.5	0.111
lab*nch	0.0	0.5	0.111

**relative Natural Colour (NC)**

lab*lrj	0.765	0.471	0.167
lab*tce	0.75	0.5	0.054
lab*nce	0.0	0.5	r21j

**relative Inform. Technology (IT)**

olvi3*	1.0	0.0	0.0	(1.0)
cmyn3*	0.0	1.0	1.0	(0.0)
olvi4*	1.0	0.0	0.0	1.0
cmyn4*	0.0	1.0	1.0	0.0

**standard and adapted CIELAB**

LAB*LAB	50.5	76.9	64.54
LAB*LABa	50.5	76.9	64.54
LAB*TCHa	50.0	100.4	40.0

**relative CIELAB lab\***

lab*lab	0.529	0.766	0.643
lab*tch	0.5	1.0	0.111
lab*nch	0.0	1.0	0.111

**relative Natural Colour (NC)**

lab*lrj	0.529	0.942	0.335
lab*tce	0.5	1.0	0.054
lab*nce	0.0	1.0	r21j

**relative Inform. Technology (IT)**

olvi3*	0.5	0.5	0.5	(1.0)
cmyn3*	0.5	0.5	0.5	(0.0)
olvi4*	1.0	1.0	1.0	0.5
cmyn4*	0.0	0.0	0.0	0.5

**standard and adapted CIELAB**

LAB*LAB	47.72	0.0	0.0
LAB*LABa	47.72	0.0	0.0
LAB*TCHa	50.0	0.01	-

**relative CIELAB lab\***

lab*lab	0.5	0.0	0.0
lab*tch	0.5	0.0	-
lab*nch	0.5	0.0	-

**relative Natural Colour (NC)**

lab*lrj	0.5	0.0	0.0
lab*tce	0.5	0.0	-
lab*nce	0.5	0.0	-

**relative Inform. Technology (IT)**

olvi3*	0.5	0.0	0.0	(1.0)
cmyn3*	0.5	1.0	1.0	(0.0)
olvi4*	1.0	0.5	0.5	0.5
cmyn4*	0.0	0.5	0.5	0.5

**standard and adapted CIELAB**

LAB*LAB	25.26	38.45	32.27
LAB*LABa	25.26	38.45	32.27
LAB*TCHa	25.01	50.2	40.0

**relative CIELAB lab\***

lab*lab	0.265	0.383	0.321
lab*tch	0.25	0.5	0.111
lab*nch	0.5	0.5	0.111

**relative Natural Colour (NC)**

lab*lrj	0.265	0.471	0.167
lab*tce	0.25	0.5	0.054
lab*nce	0.5	0.5	r21j

**relative Inform. Technology (IT)**

olvi3*	0.0	0.0	0.0	(1.0)
cmyn3*	1.0	1.0	1.0	(0.0)
olvi4*	1.0	1.0	1.0	0.0
cmyn4*	0.0	0.0	0.0	1.0

**standard and adapted CIELAB**

LAB*LAB	0.03	0.0	0.0
LAB*LABa	0.03	0.0	0.0
LAB*TCHa	0.01	0.01	-

**relative CIELAB lab\***

lab*lab	0.0	0.0	0.0
lab*tch	0.0	0.0	-
lab*nch	1.0	0.0	-

**relative Natural Colour (NC)**

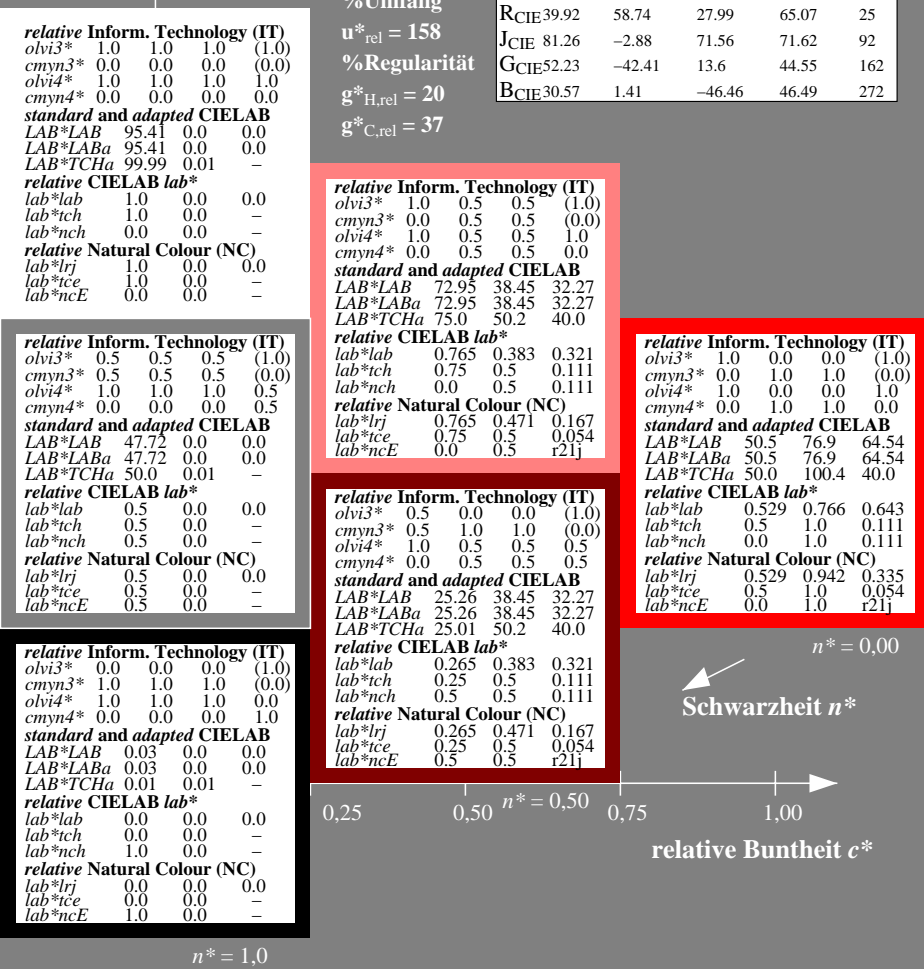
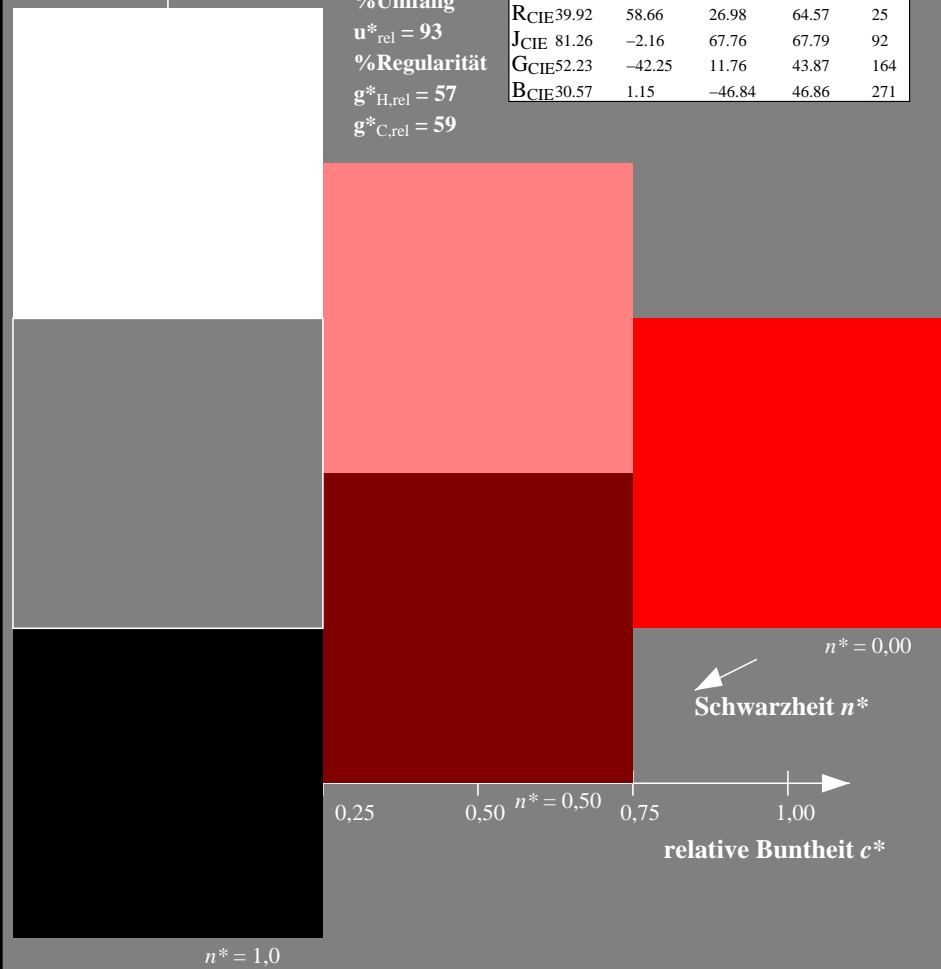
lab*lrj	0.0	0.0	0.0
lab*tce	0.0	0.0	-
lab*nce	1.0	0.0	-

**relative Inform. Technology (IT)**

olvi3*	0.265	0.383	0.321
cmyn3*	0.25	0.5	0.111
olvi4*	1.0	0.5	0.5
cmyn4*	0.5	0.5	0.111

**relative Natural Colour (NC)**

lab*lrj	0.265	0.471	0.167
lab*tce	0.25	0.5	0.054
lab*nce	0.5	0.5	r21j



NG000-7, 3 stufige Reihen für konstanten CIELAB Buntton 38/360 = 0.105 (links)

3 stufige Reihen für konstanten CIELAB Buntton 40/360 = 0.111 (rechts)

BAM-Prüfvorlage NG00; Farbmétrik-Systeme ORS18 & ORS18input:  $olv^* setrgbcolor$

D65: 3stufige Farbreihen und Koordinatendaten für 10 Bunttöne output: *Startup (S) data dependend*

Siehe ähnliche Dateien: <http://www.ps.bam.de/NG00/>  
Technische Information: <http://www.ps.bam.de/Version 2.1, io=1,1?>

BAM-Registrierung: 20060101-NG00/10S/S00G00SP.PS/.PDF BAM-Material: Code=rh4ta  
Anwendung für Beurteilung und Messung von Drucker- oder Monitorssystemen  
/NG00/ Form: 1/10, Serie: 1/1, Seite: 1  
Satzung 11

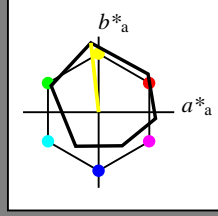
Eingabe: Farbmétrisches Offset-Reflektiv-System ORS18

für Buntton  $h^* = lab^*h = 96/360 = 0.268$

$lab^*tch$  und  $lab^*nch$

D65: Buntton Y  
LCH\*Ma: 90 92 96  
olv\*Ma: 1.0 1.0 0.0


Dreiecks-Helligkeit  $t^*$



**ORS18; adaptierte CIELAB-Daten**

	$L^*=L^*_a$	$a^*_a$	$b^*_a$	$C^*_{ab,a}$	$h^*_{ab,a}$
OMa	47.94	65.39	50.52	82.63	38
YMa	90.37	-10.26	91.75	92.32	96
LMa	50.9	-62.83	34.96	71.91	151
CMa	58.62	-30.34	-45.01	54.3	236
VMa	25.72	31.1	-44.4	54.22	305
MMa	48.13	75.28	-8.36	75.74	354
NMa	18.01	0.0	0.0	0.0	0
WMa	95.41	0.0	0.0	0.0	0
RCIE	39.92	58.66	26.98	64.57	25
JCIE	81.26	-2.16	67.76	67.79	92
GCIE	52.23	-42.25	11.76	43.87	164
BCIE	30.57	1.15	-46.84	46.86	271

%Umfang  
 $u^*_{rel} = 93$   
%Regularität  
 $g^*_{H,rel} = 57$   
 $g^*_{C,rel} = 59$



Schwarzheit  $n^*$

relative Buntheit  $c^*$

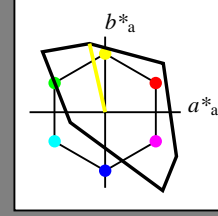
Ausgabe: Farbmétrisches Fernseh-Licht-System TLS00

für Buntton  $h^* = lab^*h = 103/360 = 0.286$

$lab^*tch$  und  $lab^*nch$

D65: Buntton Y  
LCH\*Ma: 93 93 103  
olv\*Ma: 1.0 1.0 0.0

Dreiecks-Helligkeit  $t^*$



**relative Inform. Technology (IT)**

olvi3*	1.0	1.0	1.0	(1.0)
cmyn3*	0.0	0.0	0.0	(0.0)
olvi4*	1.0	1.0	1.0	1.0
cmyn4*	0.0	0.0	0.0	0.0

**standard and adapted CIELAB**

LAB*LAB	95.41	0.0	0.0
LAB*LABa	95.41	0.0	0.0
LAB*TCHa	99.99	0.01	-

**relative CIELAB lab\***

lab*lab	1.0	0.0	0.0
lab*tch	1.0	0.0	-
lab*nch	0.0	0.0	-

**relative Natural Colour (NC)**

lab*lrj	1.0	0.0	0.0
lab*tce	1.0	0.0	-
lab*nce	0.0	0.0	-

%Umfang  
 $u^*_{rel} = 158$   
%Regularität  
 $g^*_{H,rel} = 20$   
 $g^*_{C,rel} = 37$

**relative Inform. Technology (IT)**

olvi3*	0.5	0.5	0.5	(1.0)
cmyn3*	0.5	0.5	0.5	(0.0)
olvi4*	1.0	1.0	1.0	0.5
cmyn4*	0.0	0.0	0.0	0.5

**standard and adapted CIELAB**

LAB*LAB	47.72	0.0	0.0
LAB*LABa	47.72	0.0	0.0
LAB*TCHa	50.0	0.01	-

**relative CIELAB lab\***

lab*lab	0.5	0.0	0.0
lab*tch	0.5	0.0	-
lab*nch	0.5	0.0	-

**relative Natural Colour (NC)**

lab*lrj	0.5	0.0	0.0
lab*tce	0.5	0.0	-
lab*nce	0.5	0.0	-

**relative Inform. Technology (IT)**

olvi3*	0.0	0.0	0.0	(1.0)
cmyn3*	1.0	1.0	1.0	(0.0)
olvi4*	1.0	1.0	1.0	0.0
cmyn4*	0.0	0.0	0.0	1.0

**standard and adapted CIELAB**

LAB*LAB	0.03	0.0	0.0
LAB*LABa	0.03	0.0	0.0
LAB*TCHa	0.01	0.01	-

**relative CIELAB lab\***

lab*lab	0.0	0.0	0.0
lab*tch	0.0	0.0	-
lab*nch	1.0	0.0	-

**relative Natural Colour (NC)**

lab*lrj	0.0	0.0	0.0
lab*tce	0.0	0.0	-
lab*nce	1.0	0.0	-

Schwarzheit  $n^*$

relative Buntheit  $c^*$

**TLS00; adaptierte CIELAB-Daten**

	$L^*=L^*_a$	$a^*_a$	$b^*_a$	$C^*_{ab,a}$	$h^*_{ab,a}$
OMa	50.5	76.92	64.55	100.42	40
YMa	92.66	-20.69	90.75	93.08	103
LMa	83.63	-82.75	79.9	115.04	136
CMa	86.88	-46.16	-13.55	48.12	196
VMa	30.39	76.06	-103.59	128.52	306
MMa	57.3	94.35	-58.41	110.97	328
NMa	0.01	0.0	0.0	0.0	0
WMa	95.41	0.0	0.0	0.0	0
RCIE	39.92	58.74	27.99	65.07	25
JCIE	81.26	-2.88	71.56	71.62	92
GCIE	52.23	-42.41	13.6	44.55	162
BCIE	30.57	1.41	-46.46	46.49	272

**relative Inform. Technology (IT)**

olvi3*	1.0	1.0	0.5	(1.0)
cmyn3*	0.0	0.0	0.5	(0.0)
olvi4*	1.0	1.0	0.5	1.0
cmyn4*	0.0	0.0	0.5	0.0

**standard and adapted CIELAB**

LAB*LAB	94.03	-10.34	45.37
LAB*LABa	94.03	-10.34	45.37
LAB*TCHa	75.0	46.53	102.85

**relative CIELAB lab\***

lab*lab	0.985	-0.11	0.487
lab*tch	0.75	0.5	0.286
lab*nch	0.0	0.5	0.286

**relative Natural Colour (NC)**

lab*lrj	0.985	-0.116	0.486
lab*tce	0.75	0.5	0.288
lab*nce	0.0	0.5	j15g

**relative Inform. Technology (IT)**

olvi3*	1.0	1.0	0.0	(1.0)
cmyn3*	0.0	0.0	0.0	(0.0)
olvi4*	1.0	1.0	0.0	1.0
cmyn4*	0.0	0.0	0.0	1.0

**standard and adapted CIELAB**

LAB*LAB	92.65	-20.69	90.73
LAB*LABa	92.65	-20.69	90.73
LAB*TCHa	50.0	93.06	102.85

**relative CIELAB lab\***

lab*lab	0.971	-0.221	0.975
lab*tch	0.5	1.0	0.286
lab*nch	0.0	1.0	0.286

**relative Natural Colour (NC)**

lab*lrj	0.971	-0.233	0.972
lab*tce	0.5	1.0	0.288
lab*nce	0.0	1.0	j15g

Schwarzheit  $n^*$

relative Buntheit  $c^*$

NG000-7, 3 stufige Reihen für konstanten CIELAB Buntton 96/360 = 0.268 (links)

3 stufige Reihen für konstanten CIELAB Buntton 103/360 = 0.286 (rechts)

BAM-Prüfvorlage NG00; Farbmétrik-Systeme ORS18 & ORS18input:  $olv^* setrgbcolor$

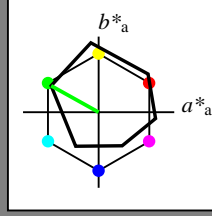
D65: 3stufige Farbreihen und Koordinatendaten für 10 Bunttöne output: *Startup (S) data dependend*

Eingabe: Farbmétrisches Offset-Reflektiv-System ORS18

für Buntton  $h^* = lab^*h = 151/360 = 0.419$   
 $lab^*tch$  und  $lab^*nch$

D65: Buntton L  
LCH\*Ma: 51 72 151  
olv\*Ma: 0.0 1.0 0.0

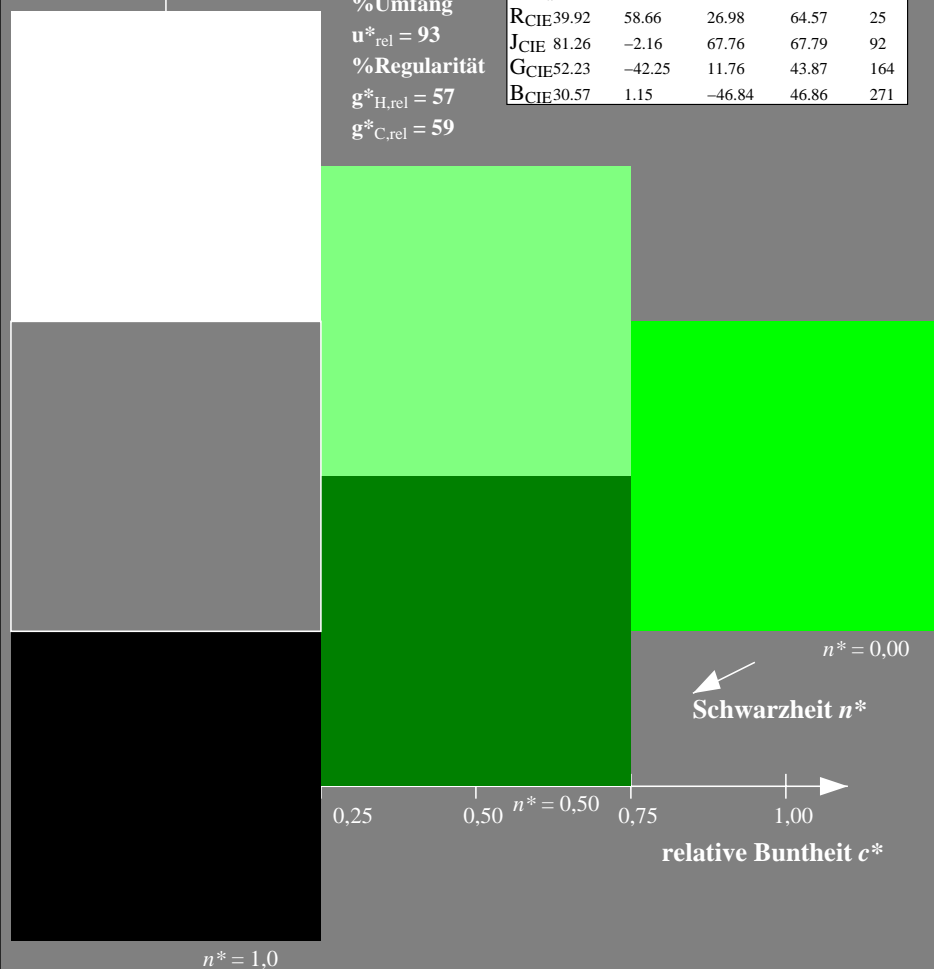
Dreiecks-Helligkeit  $t^*$



**ORS18; adaptierte CIELAB-Daten**

	$L^*=L^*_a$	$a^*_a$	$b^*_a$	$C^*_{ab,a}$	$h^*_{ab,a}$
OMa	47.94	65.39	50.52	82.63	38
YMa	90.37	-10.26	91.75	92.32	96
LMa	50.9	-62.83	34.96	71.91	151
CMa	58.62	-30.34	-45.01	54.3	236
VMa	25.72	31.1	-44.4	54.22	305
MMa	48.13	75.28	-8.36	75.74	354
NMa	18.01	0.0	0.0	0.0	0
WMa	95.41	0.0	0.0	0.0	0
RCIE	39.92	58.66	26.98	64.57	25
JCIE	81.26	-2.16	67.76	67.79	92
GCIE	52.23	-42.25	11.76	43.87	164
BCIE	30.57	1.15	-46.84	46.86	271

%Umfang  
 $u^*_{rel} = 93$   
%Regularität  
 $g^*_{H,rel} = 57$   
 $g^*_{C,rel} = 59$

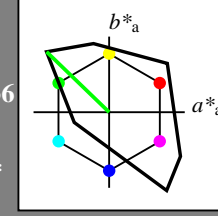


Ausgabe: Farbmétrisches Fernseh-Licht-System TLS00

für Buntton  $h^* = lab^*h = 136/360 = 0.378$   
 $lab^*tch$  und  $lab^*nch$

D65: Buntton L  
LCH\*Ma: 84 115 136  
olv\*Ma: 0.0 1.0 0.0

Dreiecks-Helligkeit  $t^*$



**relative Inform. Technology (IT)**

olvi3*	1.0	1.0	1.0	(1.0)
cmyn3*	0.0	0.0	0.0	(0.0)
olvi4*	1.0	1.0	1.0	1.0
cmyn4*	0.0	0.0	0.0	0.0

**standard and adapted CIELAB**

LAB*LAB	95.41	0.0	0.0
LAB*LABa	95.41	0.0	0.0
LAB*TCHa	99.99	0.01	-

**relative CIELAB lab\***

lab*lab	1.0	0.0	0.0
lab*tch	1.0	0.0	-
lab*nch	0.0	0.0	-

**relative Natural Colour (NC)**

lab*lrj	1.0	0.0	0.0
lab*tce	1.0	0.0	-
lab*nce	0.0	0.0	-

%Umfang  
 $u^*_{rel} = 158$   
%Regularität  
 $g^*_{H,rel} = 20$   
 $g^*_{C,rel} = 37$

**relative Inform. Technology (IT)**

olvi3*	0.5	0.5	0.5	(1.0)
cmyn3*	0.5	0.5	0.5	(0.0)
olvi4*	1.0	1.0	1.0	0.5
cmyn4*	0.0	0.0	0.0	0.5

**standard and adapted CIELAB**

LAB*LAB	47.72	0.0	0.0
LAB*LABa	47.72	0.0	0.0
LAB*TCHa	50.0	0.01	-

**relative CIELAB lab\***

lab*lab	0.5	0.0	0.0
lab*tch	0.5	0.0	-
lab*nch	0.5	0.0	-

**relative Natural Colour (NC)**

lab*lrj	0.5	0.0	0.0
lab*tce	0.5	0.0	-
lab*nce	0.5	0.0	-

**relative Inform. Technology (IT)**

olvi3*	0.0	0.0	0.0	(1.0)
cmyn3*	1.0	1.0	1.0	(0.0)
olvi4*	1.0	1.0	1.0	0.0
cmyn4*	0.0	0.0	0.0	1.0

**standard and adapted CIELAB**

LAB*LAB	0.03	0.0	0.0
LAB*LABa	0.03	0.0	0.0
LAB*TCHa	0.01	0.01	-

**relative CIELAB lab\***

lab*lab	0.0	0.0	0.0
lab*tch	0.0	0.0	-
lab*nch	1.0	0.0	-

**relative Natural Colour (NC)**

lab*lrj	0.0	0.0	0.0
lab*tce	0.0	0.0	-
lab*nce	1.0	0.0	-

**relative Inform. Technology (IT)**

olvi3*	0.5	1.0	0.5	(1.0)
cmyn3*	0.5	0.0	0.5	(0.0)
olvi4*	0.5	1.0	0.5	1.0
cmyn4*	0.5	0.0	0.5	0.0

**standard and adapted CIELAB**

LAB*LAB	89.51	-41.36	39.94
LAB*LABa	89.51	-41.36	39.94
LAB*TCHa	75.0	57.51	136.01

**relative CIELAB lab\***

lab*lab	0.938	-0.359	0.347
lab*tch	0.75	0.5	0.378
lab*nch	0.0	0.5	0.378

**relative Natural Colour (NC)**

lab*lrj	0.938	-0.415	0.278
lab*tce	0.75	0.5	0.406
lab*nce	0.0	0.5	0.62g

**relative Inform. Technology (IT)**

olvi3*	0.0	0.5	0.0	(1.0)
cmyn3*	1.0	0.5	1.0	(0.0)
olvi4*	0.5	1.0	0.5	0.5
cmyn4*	0.5	0.0	0.5	0.5

**standard and adapted CIELAB**

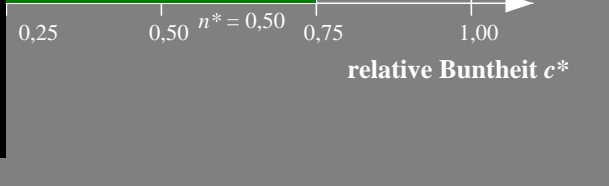
LAB*LAB	41.82	-41.36	39.94
LAB*LABa	41.82	-41.36	39.94
LAB*TCHa	25.01	57.51	136.01

**relative CIELAB lab\***

lab*lab	0.438	-0.359	0.347
lab*tch	0.25	0.5	0.378
lab*nch	0.5	0.5	0.378

**relative Natural Colour (NC)**

lab*lrj	0.438	-0.415	0.278
lab*tce	0.25	0.5	0.406
lab*nce	0.5	0.5	0.62g



NG000-7, 3 stufige Reihen für konstanten CIELAB Buntton 151/360 = 0.419 (links)

3 stufige Reihen für konstanten CIELAB Buntton 136/360 = 0.378 (rechts)

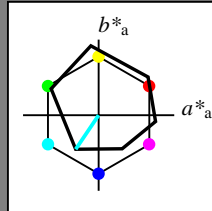
BAM-Prüfvorlage NG00; Farbmétrik-Systeme ORS18 & ORS18input:  $olv^* setrgbcolor$   
D65: 3stufige Farbreihen und Koordinatendaten für 10 Bunttöne output: *Startup (S) data dependend*

BAM-Registrierung: 20060101-NG00/10S/S00G02SP.PS/.PDF BAM-Material: Code=rh4ta  
Anwendung für Beurteilung und Messung von Drucker- oder Monitorssystemen  
/NG00/ Form: 3/10, Serie: 1/1, Seite: 3  
Satzzeitung 3

Eingabe: Farbmétrisches Offset-Reflektiv-System ORS18

für Buntton  $h^* = lab^*h = 236/360 = 0.656$   
 $lab^*tch$  und  $lab^*nch$

D65: Buntton C  
 LCH\*Ma: 59 54 236  
 olv\*Ma: 0.0 1.0 1.0  
 Dreiecks-Helligkeit  $t^*$



**ORS18; adaptierte CIELAB-Daten**

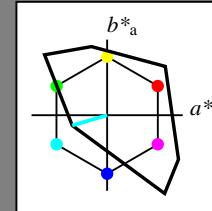
	$L^*=L^*_a$	$a^*_a$	$b^*_a$	$C^*_{ab,a}$	$h^*_{ab,a}$
OMa	47.94	65.39	50.52	82.63	38
YMa	90.37	-10.26	91.75	92.32	96
LMa	50.9	-62.83	34.96	71.91	151
CMa	58.62	-30.34	-45.01	54.3	236
VMa	25.72	31.1	-44.4	54.22	305
MMa	48.13	75.28	-8.36	75.74	354
NMa	18.01	0.0	0.0	0.0	0
WMa	95.41	0.0	0.0	0.0	0
RCIE	39.92	58.66	26.98	64.57	25
JCIE	81.26	-2.16	67.76	67.79	92
GCIE	52.23	-42.25	11.76	43.87	164
BCIE	30.57	1.15	-46.84	46.86	271

%Umfang  
 $u^*_{rel} = 93$   
 %Regularität  
 $g^*_{H,rel} = 57$   
 $g^*_{C,rel} = 59$

Ausgabe: Farbmétrisches Fernseh-Licht-System TLS00

für Buntton  $h^* = lab^*h = 196/360 = 0.545$   
 $lab^*tch$  und  $lab^*nch$

D65: Buntton C  
 LCH\*Ma: 87 48 196  
 olv\*Ma: 0.0 1.0 1.0  
 Dreiecks-Helligkeit  $t^*$



**TLS00; adaptierte CIELAB-Daten**

	$L^*=L^*_a$	$a^*_a$	$b^*_a$	$C^*_{ab,a}$	$h^*_{ab,a}$
OMa	50.5	76.92	64.55	100.42	40
YMa	92.66	-20.69	90.75	93.08	103
LMa	83.63	-82.75	79.9	115.04	136
CMa	86.88	-46.16	-13.55	48.12	196
VMa	30.39	76.06	-103.59	128.52	306
MMa	57.3	94.35	-58.41	110.97	328
NMa	0.01	0.0	0.0	0.0	0
WMa	95.41	0.0	0.0	0.0	0
RCIE	39.92	58.74	27.99	65.07	25
JCIE	81.26	-2.88	71.56	71.62	92
GCIE	52.23	-42.41	13.6	44.55	162
BCIE	30.57	1.41	-46.46	46.49	272

%Umfang  
 $u^*_{rel} = 158$   
 %Regularität  
 $g^*_{H,rel} = 20$   
 $g^*_{C,rel} = 37$

**relative Inform. Technology (IT)**

olvi3*	1.0	1.0	1.0	(1.0)
cmyn3*	0.0	0.0	0.0	(0.0)
olvi4*	1.0	1.0	1.0	1.0
cmyn4*	0.0	0.0	0.0	0.0

**standard and adapted CIELAB**

LAB*LAB	95.41	0.0	0.0
LAB*LABa	95.41	0.0	0.0
LAB*TCHa	99.99	0.01	-

**relative CIELAB lab\***

lab*lab	1.0	0.0	0.0
lab*tch	1.0	0.0	-
lab*nch	0.0	0.0	-

**relative Natural Colour (NC)**

lab*lrj	1.0	0.0	0.0
lab*tce	1.0	0.0	-
lab*nce	0.0	0.0	-

**relative Inform. Technology (IT)**

olvi3*	0.5	1.0	1.0	(1.0)
cmyn3*	0.5	0.0	0.0	(0.0)
olvi4*	0.5	1.0	1.0	1.0
cmyn4*	0.5	0.0	0.0	0.0

**standard and adapted CIELAB**

LAB*LAB	91.14	-23.07	-6.77
LAB*LABa	91.14	-23.07	-6.77
LAB*TCHa	75.0	24.06	196.37

**relative CIELAB lab\***

lab*lab	0.955	-0.479	-0.14
lab*tch	0.75	0.5	0.545
lab*nch	0.0	0.5	0.545

**relative Natural Colour (NC)**

lab*lrj	0.955	-0.44	-0.234
lab*tce	0.75	0.5	0.578
lab*nce	0.0	0.5	g31b

**relative Inform. Technology (IT)**

olvi3*	0.5	0.5	0.5	(1.0)
cmyn3*	0.5	0.5	0.5	(0.0)
olvi4*	1.0	1.0	1.0	0.5
cmyn4*	0.0	0.0	0.0	0.5

**standard and adapted CIELAB**

LAB*LAB	47.72	0.0	0.0
LAB*LABa	47.72	0.0	0.0
LAB*TCHa	50.0	0.01	-

**relative CIELAB lab\***

lab*lab	0.5	0.0	0.0
lab*tch	0.5	0.0	-
lab*nch	0.5	0.0	-

**relative Natural Colour (NC)**

lab*lrj	0.5	0.0	0.0
lab*tce	0.5	0.0	-
lab*nce	0.5	0.0	-

**relative Inform. Technology (IT)**

olvi3*	0.0	0.5	0.5	(1.0)
cmyn3*	1.0	0.5	0.5	(0.0)
olvi4*	0.5	1.0	1.0	0.5
cmyn4*	0.5	0.0	0.0	0.5

**standard and adapted CIELAB**

LAB*LAB	43.45	-23.07	-6.77
LAB*LABa	43.45	-23.07	-6.77
LAB*TCHa	25.01	24.06	196.37

**relative CIELAB lab\***

lab*lab	0.455	-0.479	-0.14
lab*tch	0.25	0.5	0.545
lab*nch	0.5	0.5	0.545

**relative Natural Colour (NC)**

lab*lrj	0.455	-0.44	-0.234
lab*tce	0.25	0.5	0.578
lab*nce	0.5	0.5	g31b

**relative Inform. Technology (IT)**

olvi3*	0.0	1.0	1.0	(1.0)
cmyn3*	1.0	0.0	0.0	(0.0)
olvi4*	0.0	1.0	1.0	1.0
cmyn4*	1.0	0.0	0.0	0.0

**standard and adapted CIELAB**

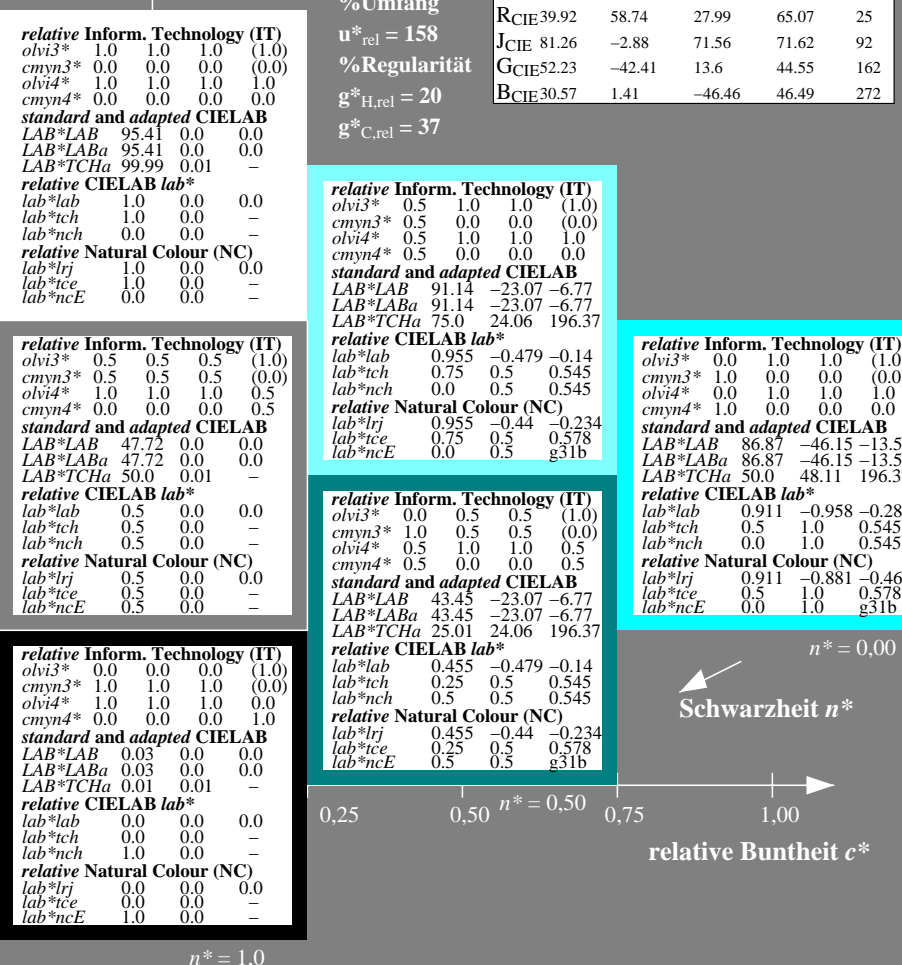
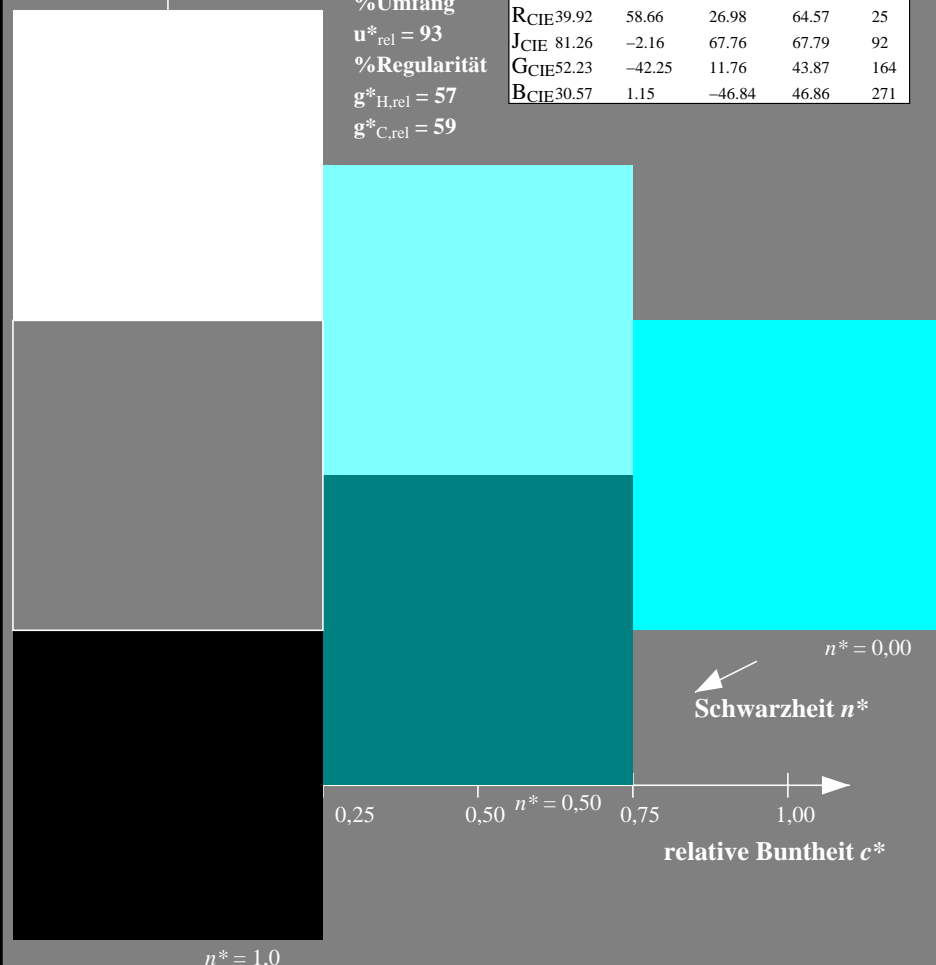
LAB*LAB	86.87	-46.15	-13.55
LAB*LABa	86.87	-46.15	-13.55
LAB*TCHa	50.0	48.11	196.37

**relative CIELAB lab\***

lab*lab	0.911	-0.958	-0.281
lab*tch	0.5	1.0	0.545
lab*nch	0.0	1.0	0.545

**relative Natural Colour (NC)**

lab*lrj	0.911	-0.881	-0.469
lab*tce	0.5	1.0	0.578
lab*nce	0.0	1.0	g31b



NG000-7, 3 stufige Reihen für konstanten CIELAB Buntton 236/360 = 0.656 (links)

3 stufige Reihen für konstanten CIELAB Buntton 196/360 = 0.545 (rechts)

BAM-Prüfvorlage NG00; Farbmétrik-Systeme ORS18 & ORS18input: olv\* setrgbcolor

D65: 3stufige Farbreihen und Koordinatendaten für 10 Bunttöne output: Startup (S) data dependend

Siehe ähnliche Dateien: <http://www.ps.bam.de/NG00/>  
 Technische Information: <http://www.ps.bam.de/Version 2.1, io=1,1?>

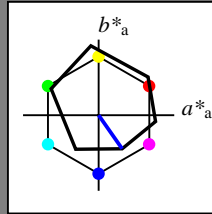
BAM-Registrierung: 20060101-NG00/10S/S00G03SP.PS/.PDF BAM-Material: Code=rh4ta  
 Anwendung für Beurteilung und Messung von Drucker- oder Monitorssystemen  
 /NG00/ Form: 4/10, Serie: 1/1, Seite: 4  
 Seitenlung 4



Eingabe: Farbmétrisches Offset-Reflektiv-System ORS18

für Buntton  $h^* = lab^*h = 305/360 = 0.847$   
 $lab^*tch$  und  $lab^*nch$

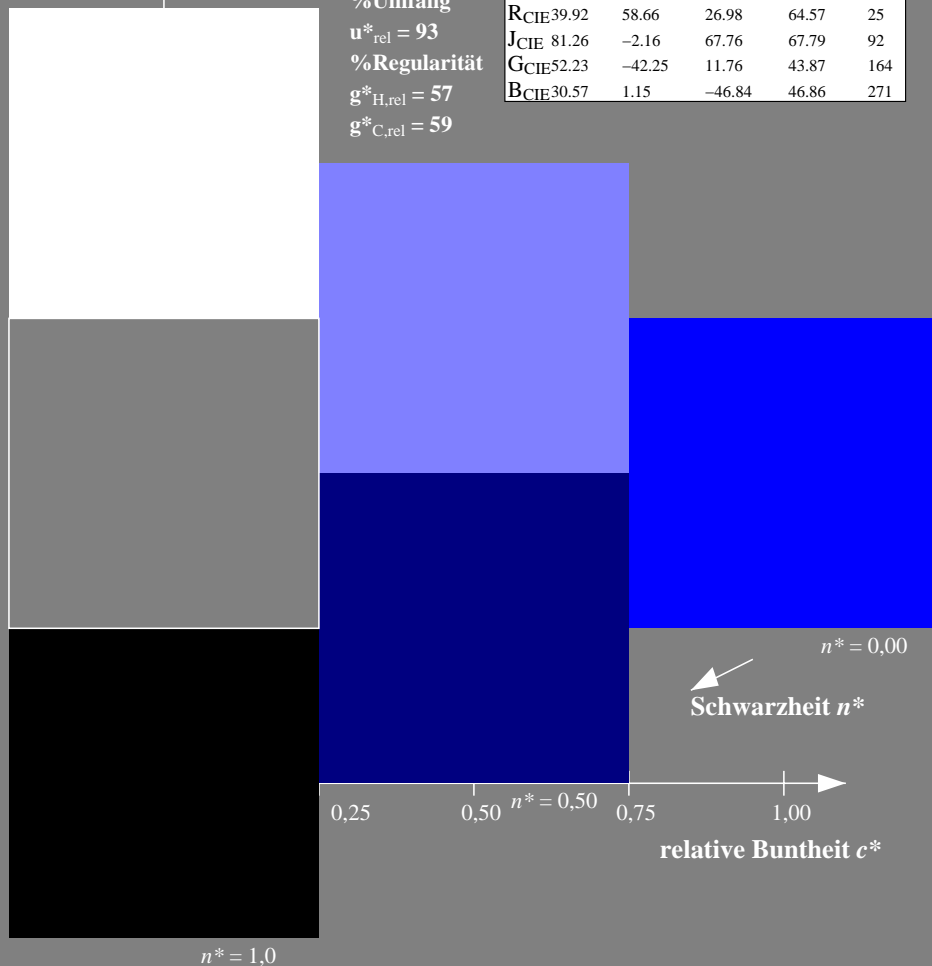
D65: Buntton V  
LCH\*Ma: 26 54 305  
olv\*Ma: 0.0 0.0 1.0  
Dreiecks-Helligkeit  $t^*$



ORS18; adaptierte CIELAB-Daten

$L^*=L^*_a$	$a^*_a$	$b^*_a$	$C^*_{ab,a}$	$h^*_{ab,a}$
OMa 47.94	65.39	50.52	82.63	38
YMa 90.37	-10.26	91.75	92.32	96
LMa 50.9	-62.83	34.96	71.91	151
CMa 58.62	-30.34	-45.01	54.3	236
VMa 25.72	31.1	-44.4	54.22	305
MMa 48.13	75.28	-8.36	75.74	354
NMa 18.01	0.0	0.0	0.0	0
WMa 95.41	0.0	0.0	0.0	0
RCIE 39.92	58.66	26.98	64.57	25
JCIE 81.26	-2.16	67.76	67.79	92
GCIE 52.23	-42.25	11.76	43.87	164
BCIE 30.57	1.15	-46.84	46.86	271

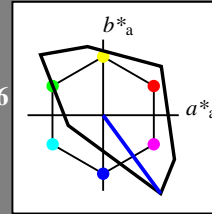
%Umfang  
 $u^*_{rel} = 93$   
%Regularität  
 $g^*_{H,rel} = 57$   
 $g^*_{C,rel} = 59$



Ausgabe: Farbmétrisches Fernseh-Licht-System TLS00

für Buntton  $h^* = lab^*h = 306/360 = 0.851$   
 $lab^*tch$  und  $lab^*nch$

D65: Buntton V  
LCH\*Ma: 30 129 306  
olv\*Ma: 0.0 0.0 1.0  
Dreiecks-Helligkeit  $t^*$



TLS00; adaptierte CIELAB-Daten

$L^*=L^*_a$	$a^*_a$	$b^*_a$	$C^*_{ab,a}$	$h^*_{ab,a}$
OMa 50.5	76.92	64.55	100.42	40
YMa 92.66	-20.69	90.75	93.08	103
LMa 83.63	-82.75	79.9	115.04	136
CMa 86.88	-46.16	-13.55	48.12	196
VMa 30.39	76.06	-103.59	128.52	306
MMa 57.3	94.35	-58.41	110.97	328
NMa 0.01	0.0	0.0	0.0	0
WMa 95.41	0.0	0.0	0.0	0
RCIE 39.92	58.74	27.99	65.07	25
JCIE 81.26	-2.88	71.56	71.62	92
GCIE 52.23	-42.41	13.6	44.55	162
BCIE 30.57	1.41	-46.46	46.49	272

%Umfang  
 $u^*_{rel} = 158$   
%Regularität  
 $g^*_{H,rel} = 20$   
 $g^*_{C,rel} = 37$

relative Inform. Technology (IT)

olvi3*	1.0	1.0	1.0	(1.0)
cmyn3*	0.0	0.0	0.0	(0.0)
olvi4*	1.0	1.0	1.0	1.0
cmyn4*	0.0	0.0	0.0	0.0

standard and adapted CIELAB

LAB*LAB	95.41	0.0	0.0
LAB*LABa	95.41	0.0	0.0
LAB*TCHa	99.99	0.01	-

relative CIELAB lab\*

lab*lab	1.0	0.0	0.0
lab*tch	1.0	0.0	-
lab*nch	0.0	0.0	-

relative Natural Colour (NC)

lab*lrj	1.0	0.0	0.0
lab*tce	1.0	0.0	-
lab*nce	0.0	0.0	-

relative Inform. Technology (IT)

olvi3*	0.5	0.5	1.0	(1.0)
cmyn3*	0.5	0.5	0.0	(0.0)
olvi4*	0.5	0.5	1.0	1.0
cmyn4*	0.5	0.5	0.0	0.0

standard and adapted CIELAB

LAB*LAB	62.9	38.02	-51.78
LAB*LABa	62.9	38.02	-51.78
LAB*TCHa	75.0	64.25	306.29

relative CIELAB lab\*

lab*lab	0.659	0.296	-0.402
lab*tch	0.75	0.5	0.851
lab*nch	0.0	0.5	0.851

relative Natural Colour (NC)

lab*lrj	0.659	0.23	-0.443
lab*tce	0.75	0.5	0.826
lab*nce	0.0	0.5	b30r

relative Inform. Technology (IT)

olvi3*	0.5	0.5	0.5	(1.0)
cmyn3*	0.5	0.5	0.5	(0.0)
olvi4*	1.0	1.0	1.0	0.5
cmyn4*	0.0	0.0	0.0	0.5

standard and adapted CIELAB

LAB*LAB	47.72	0.0	0.0
LAB*LABa	47.72	0.0	0.0
LAB*TCHa	50.0	0.01	-

relative CIELAB lab\*

lab*lab	0.5	0.0	0.0
lab*tch	0.5	0.0	-
lab*nch	0.5	0.0	-

relative Natural Colour (NC)

lab*lrj	0.5	0.0	0.0
lab*tce	0.5	0.0	-
lab*nce	0.5	0.0	-

relative Inform. Technology (IT)

olvi3*	0.0	0.0	0.5	(1.0)
cmyn3*	1.0	1.0	0.5	(0.0)
olvi4*	0.5	0.5	1.0	0.5
cmyn4*	0.5	0.5	0.0	0.5

standard and adapted CIELAB

LAB*LAB	15.21	38.02	-51.78
LAB*LABa	15.21	38.02	-51.78
LAB*TCHa	25.01	64.25	306.29

relative CIELAB lab\*

lab*lab	0.159	0.296	-0.402
lab*tch	0.25	0.5	0.851
lab*nch	0.5	0.5	0.851

relative Natural Colour (NC)

lab*lrj	0.159	0.23	-0.443
lab*tce	0.25	0.5	0.826
lab*nce	0.5	0.5	b30r

relative Inform. Technology (IT)

olvi3*	0.0	0.0	1.0	(1.0)
cmyn3*	1.0	1.0	0.0	(0.0)
olvi4*	0.0	0.0	1.0	1.0
cmyn4*	1.0	1.0	0.0	0.0

standard and adapted CIELAB

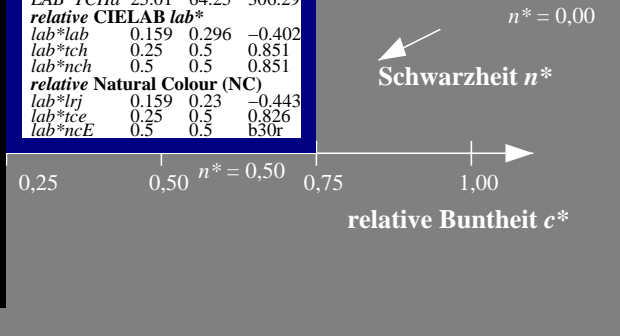
LAB*LAB	30.39	76.04	-103.57
LAB*LABa	30.39	76.04	-103.57
LAB*TCHa	50.0	128.5	306.29

relative CIELAB lab\*

lab*lab	0.318	0.592	-0.805
lab*tch	0.5	1.0	0.851
lab*nch	0.0	1.0	0.851

relative Natural Colour (NC)

lab*lrj	0.318	0.459	-0.887
lab*tce	0.5	1.0	0.826
lab*nce	0.0	1.0	b30r



Eingabe: Farbmétrisches Offset-Reflektiv-System ORS18

für Buntton  $h^* = lab^*h = 354/360 = 0.982$

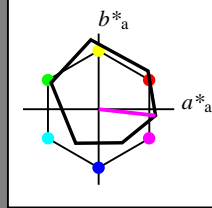
$lab^*tch$  und  $lab^*nch$

D65: Buntton M

LCH\*Ma: 48 76 354

olv\*Ma: 1.0 0.0 1.0

Dreiecks-Helligkeit  $t^*$



**ORS18; adaptierte CIELAB-Daten**

	$L^*=L^*_a$	$a^*_a$	$b^*_a$	$C^*_{ab,a}$	$h^*_{ab,a}$
OMa	47.94	65.39	50.52	82.63	38
YMa	90.37	-10.26	91.75	92.32	96
LMa	50.9	-62.83	34.96	71.91	151
CMa	58.62	-30.34	-45.01	54.3	236
VMa	25.72	31.1	-44.4	54.22	305
MMa	48.13	75.28	-8.36	75.74	354
NMa	18.01	0.0	0.0	0.0	0
WMa	95.41	0.0	0.0	0.0	0
RCIE	39.92	58.66	26.98	64.57	25
JCIE	81.26	-2.16	67.76	67.79	92
GCIE	52.23	-42.25	11.76	43.87	164
BCIE	30.57	1.15	-46.84	46.86	271

%Umfang

$u^*_{rel} = 93$

%Regularität

$g^*_{H,rel} = 57$

$g^*_{C,rel} = 59$

Ausgabe: Farbmétrisches Fernseh-Licht-System TLS00

für Buntton  $h^* = lab^*h = 328/360 = 0.912$

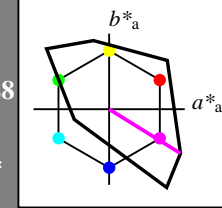
$lab^*tch$  und  $lab^*nch$

D65: Buntton M

LCH\*Ma: 57 111 328

olv\*Ma: 1.0 0.0 1.0

Dreiecks-Helligkeit  $t^*$



%Umfang

$u^*_{rel} = 158$

%Regularität

$g^*_{H,rel} = 20$

$g^*_{C,rel} = 37$

**TLS00; adaptierte CIELAB-Daten**

	$L^*=L^*_a$	$a^*_a$	$b^*_a$	$C^*_{ab,a}$	$h^*_{ab,a}$
OMa	50.5	76.92	64.55	100.42	40
YMa	92.66	-20.69	90.75	93.08	103
LMa	83.63	-82.75	79.9	115.04	136
CMa	86.88	-46.16	-13.55	48.12	196
VMa	30.39	76.06	-103.59	128.52	306
MMa	57.3	94.35	-58.41	110.97	328
NMa	0.01	0.0	0.0	0.0	0
WMa	95.41	0.0	0.0	0.0	0
RCIE	39.92	58.74	27.99	65.07	25
JCIE	81.26	-2.88	71.56	71.62	92
GCIE	52.23	-42.41	13.6	44.55	162
BCIE	30.57	1.41	-46.46	46.49	272

**relative Inform. Technology (IT)**

olvi3*	1.0	1.0	1.0	(1.0)
cmyn3*	0.0	0.0	0.0	(0.0)
olvi4*	1.0	1.0	1.0	1.0
cmyn4*	0.0	0.0	0.0	0.0

**standard and adapted CIELAB**

LAB*LAB	95.41	0.0	0.0
LAB*LABa	95.41	0.0	0.0
LAB*TCHa	99.99	0.01	-

**relative CIELAB lab\***

lab*lab	1.0	0.0	0.0
lab*tch	1.0	0.0	-
lab*nch	0.0	0.0	-

**relative Natural Colour (NC)**

lab*lrj	1.0	0.0	0.0
lab*tce	1.0	0.0	-
lab*nce	0.0	0.0	-

**relative Inform. Technology (IT)**

olvi3*	1.0	0.5	1.0	(1.0)
cmyn3*	0.0	0.5	0.0	(0.0)
olvi4*	1.0	0.5	1.0	1.0
cmyn4*	0.0	0.5	0.0	0.0

**standard and adapted CIELAB**

LAB*LAB	76.35	47.17	-29.19
LAB*LABa	76.35	47.17	-29.19
LAB*TCHa	75.0	55.47	328.23

**relative CIELAB lab\***

lab*lab	0.8	0.425	-0.262
lab*tch	0.75	0.5	0.912
lab*nch	0.0	0.5	0.912

**relative Natural Colour (NC)**

lab*lrj	0.8	0.352	-0.354
lab*tce	0.75	0.5	0.874
lab*nce	0.0	0.5	b49r

**relative Inform. Technology (IT)**

olvi3*	1.0	0.0	1.0	(1.0)
cmyn3*	0.0	1.0	0.0	(0.0)
olvi4*	1.0	0.0	1.0	1.0
cmyn4*	0.0	1.0	0.0	0.0

**standard and adapted CIELAB**

LAB*LAB	57.3	94.33	-58.4
LAB*LABa	57.3	94.33	-58.4
LAB*TCHa	50.0	110.95	328.23

**relative CIELAB lab\***

lab*lab	0.601	0.85	-0.525
lab*tch	0.5	1.0	0.912
lab*nch	0.0	1.0	0.912

**relative Natural Colour (NC)**

lab*lrj	0.601	0.703	-0.71
lab*tce	0.5	1.0	0.874
lab*nce	0.0	1.0	b49r

**relative Inform. Technology (IT)**

olvi3*	0.5	0.5	0.5	(1.0)
cmyn3*	0.5	0.5	0.5	(0.0)
olvi4*	1.0	1.0	1.0	0.5
cmyn4*	0.0	0.0	0.0	0.5

**standard and adapted CIELAB**

LAB*LAB	47.72	0.0	0.0
LAB*LABa	47.72	0.0	0.0
LAB*TCHa	50.0	0.01	-

**relative CIELAB lab\***

lab*lab	0.5	0.0	0.0
lab*tch	0.5	0.0	-
lab*nch	0.5	0.0	-

**relative Natural Colour (NC)**

lab*lrj	0.5	0.0	0.0
lab*tce	0.5	0.0	-
lab*nce	0.5	0.0	-

**relative Inform. Technology (IT)**

olvi3*	0.5	0.0	0.5	(1.0)
cmyn3*	0.5	1.0	0.5	(0.0)
olvi4*	1.0	0.5	1.0	0.5
cmyn4*	0.0	0.5	0.0	0.5

**standard and adapted CIELAB**

LAB*LAB	28.66	47.17	-29.19
LAB*LABa	28.66	47.17	-29.19
LAB*TCHa	25.01	55.47	328.23

**relative CIELAB lab\***

lab*lab	0.3	0.425	-0.262
lab*tch	0.25	0.5	0.912
lab*nch	0.5	0.5	0.912

**relative Natural Colour (NC)**

lab*lrj	0.3	0.352	-0.354
lab*tce	0.25	0.5	0.874
lab*nce	0.5	0.5	b49r

**relative Inform. Technology (IT)**

olvi3*	1.0	0.0	1.0	(1.0)
cmyn3*	0.0	1.0	0.0	(0.0)
olvi4*	1.0	0.0	1.0	1.0
cmyn4*	0.0	1.0	0.0	0.0

**standard and adapted CIELAB**

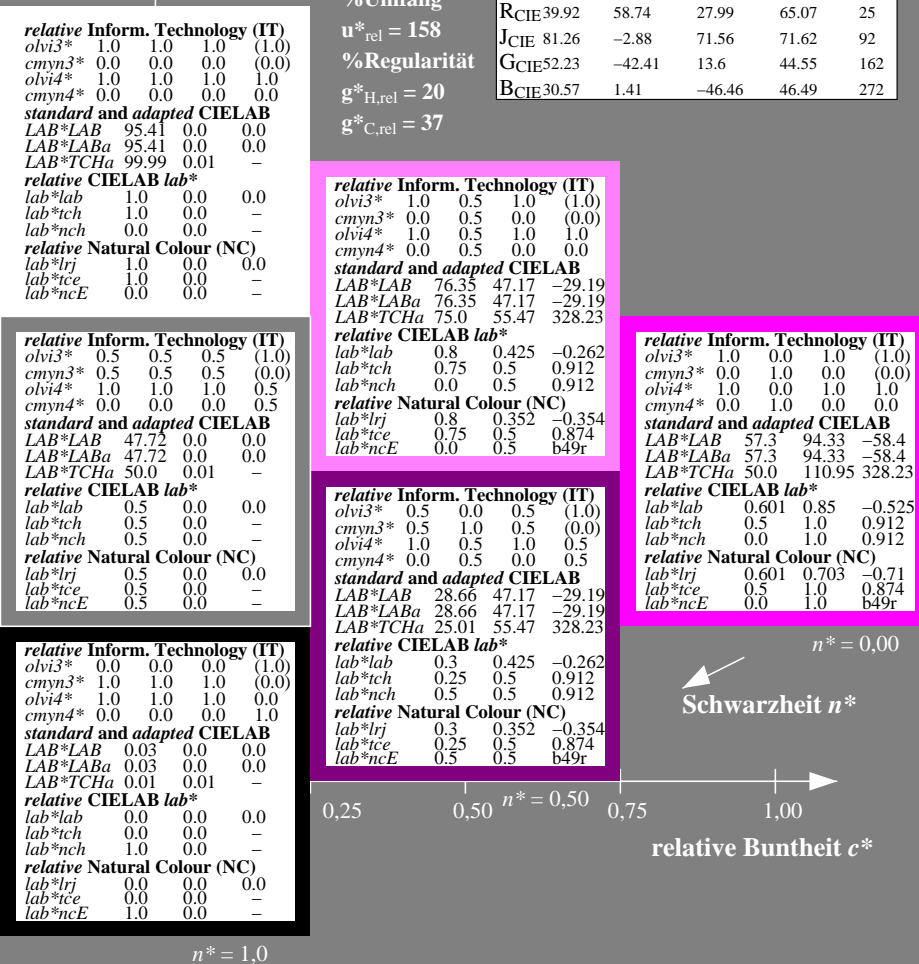
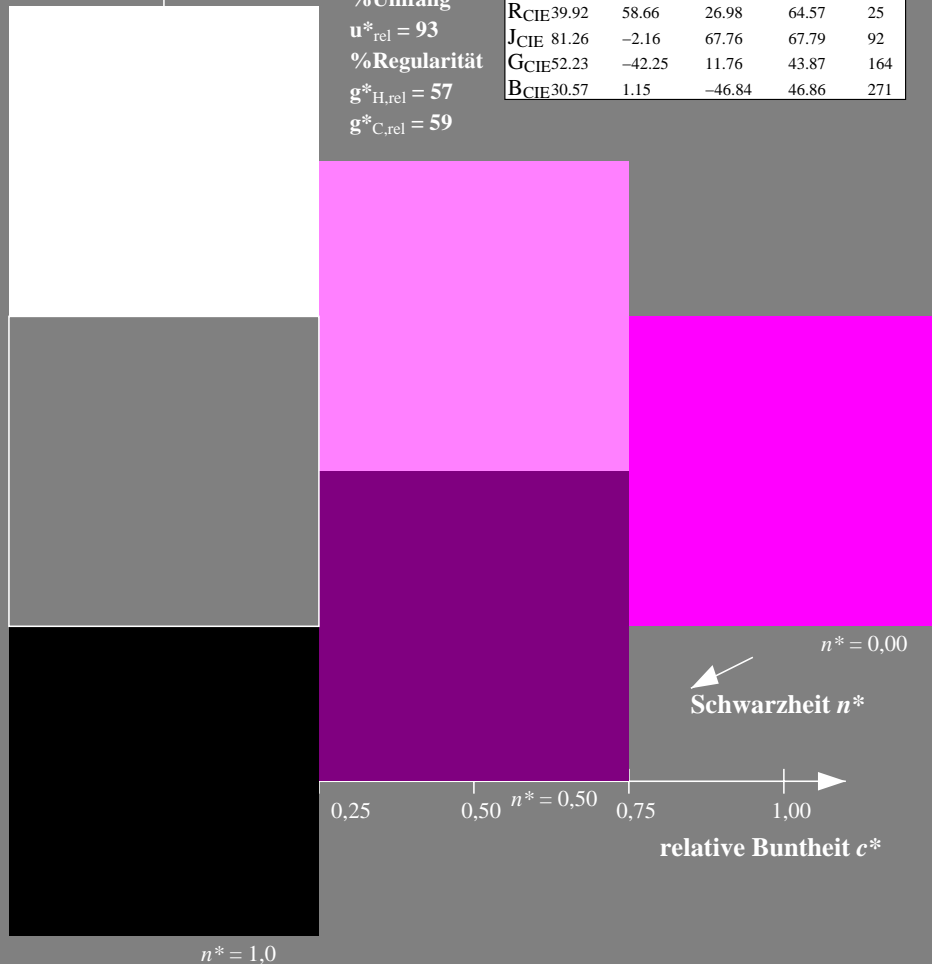
LAB*LAB	57.3	94.33	-58.4
LAB*LABa	57.3	94.33	-58.4
LAB*TCHa	50.0	110.95	328.23

**relative CIELAB lab\***

lab*lab	0.601	0.85	-0.525
lab*tch	0.5	1.0	0.912
lab*nch	0.0	1.0	0.912

**relative Natural Colour (NC)**

lab*lrj	0.601	0.703	-0.71
lab*tce	0.5	1.0	0.874
lab*nce	0.0	1.0	b49r



NG000-7, 3 stufige Reihen für konstanten CIELAB Buntton 354/360 = 0.982 (links)

3 stufige Reihen für konstanten CIELAB Buntton 328/360 = 0.912 (rechts)

BAM-Prüfvorlage NG00; Farbmétrik-Systeme ORS18 & ORS18input: olv\* setrgbcolor

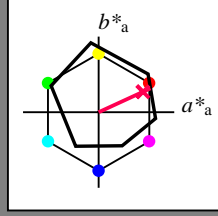
D65: 3stufige Farbreihen und Koordinatendaten für 10 Bunttöne output: Startup (S) data dependend

Eingabe: Farbmétrisches Offset-Reflektiv-System ORS18

für Buntton  $h^* = lab^*h = 25/360 = 0.069$   
 $lab^*tch$  und  $lab^*nch$

D65: Buntton R  
 LCH\*Ma: 48 75 25  
 olv\*Ma: 1.0 0.0 0.32


Dreiecks-Helligkeit  $t^*$



**ORS18; adaptierte CIELAB-Daten**

	$L^*=L^*_a$	$a^*_a$	$b^*_a$	$C^*_{ab,a}$	$h^*_{ab,a}$
OMa	47.94	65.39	50.52	82.63	38
YMa	90.37	-10.26	91.75	92.32	96
LMa	50.9	-62.83	34.96	71.91	151
CMa	58.62	-30.34	-45.01	54.3	236
VMa	25.72	31.1	-44.4	54.22	305
MMa	48.13	75.28	-8.36	75.74	354
NMa	18.01	0.0	0.0	0.0	0
WMa	95.41	0.0	0.0	0.0	0
RCIE	39.92	58.66	26.98	64.57	25
JCIE	81.26	-2.16	67.76	67.79	92
GCIE	52.23	-42.25	11.76	43.87	164
BCIE	30.57	1.15	-46.84	46.86	271

%Umfang  
 $u^*_{rel} = 93$   
 %Regularität  
 $g^*_{H,rel} = 57$   
 $g^*_{C,rel} = 59$



Schwarzheit  $n^*$

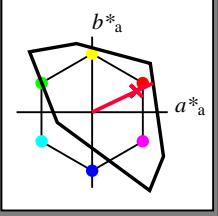
relative Buntheit  $c^*$

Ausgabe: Farbmétrisches Fernseh-Licht-System TLS00

für Buntton  $h^* = lab^*h = 25/360 = 0.071$   
 $lab^*tch$  und  $lab^*nch$

D65: Buntton R  
 LCH\*Ma: 52 89 25  
 olv\*Ma: 1.0 0.0 0.21

Dreiecks-Helligkeit  $t^*$



**relative Inform. Technology (IT)**

olvi3*	1.0	1.0	1.0	(1.0)
cmyn3*	0.0	0.0	0.0	(0.0)
olvi4*	1.0	1.0	1.0	1.0
cmyn4*	0.0	0.0	0.0	0.0

**standard and adapted CIELAB**

LAB*LAB	95.41	0.0	0.0
LAB*LABa	95.41	0.0	0.0
LAB*TCHa	99.99	0.01	-

**relative CIELAB lab\***

lab*lab	1.0	0.0	0.0
lab*tch	1.0	0.0	-
lab*nch	0.0	0.0	-

**relative Natural Colour (NC)**

lab*lrj	1.0	0.0	0.0
lab*tce	1.0	0.0	-
lab*nce	0.0	0.0	-

%Umfang  
 $u^*_{rel} = 158$   
 %Regularität  
 $g^*_{H,rel} = 20$   
 $g^*_{C,rel} = 37$

**relative Inform. Technology (IT)**

olvi3*	0.5	0.5	0.5	(1.0)
cmyn3*	0.5	0.5	0.5	(0.0)
olvi4*	1.0	1.0	1.0	0.5
cmyn4*	0.0	0.0	0.0	0.5

**standard and adapted CIELAB**

LAB*LAB	47.72	0.0	0.0
LAB*LABa	47.72	0.0	0.0
LAB*TCHa	50.0	0.01	-

**relative CIELAB lab\***

lab*lab	0.5	0.0	0.0
lab*tch	0.5	0.0	-
lab*nch	0.5	0.0	-

**relative Natural Colour (NC)**

lab*lrj	0.5	0.0	0.0
lab*tce	0.5	0.0	-
lab*nce	0.5	0.0	-

**relative Inform. Technology (IT)**

olvi3*	0.0	0.0	0.0	(1.0)
cmyn3*	1.0	1.0	1.0	(0.0)
olvi4*	1.0	1.0	1.0	0.0
cmyn4*	0.0	0.0	0.0	1.0

**standard and adapted CIELAB**

LAB*LAB	0.03	0.0	0.0
LAB*LABa	0.03	0.0	0.0
LAB*TCHa	0.01	0.01	-

**relative CIELAB lab\***

lab*lab	0.0	0.0	0.0
lab*tch	0.0	0.0	-
lab*nch	1.0	0.0	-

**relative Natural Colour (NC)**

lab*lrj	0.0	0.0	0.0
lab*tce	0.0	0.0	-
lab*nce	1.0	0.0	-

Schwarzheit  $n^*$

relative Buntheit  $c^*$

TLS00; adaptierte CIELAB-Daten

	$L^*=L^*_a$	$a^*_a$	$b^*_a$	$C^*_{ab,a}$	$h^*_{ab,a}$
OMa	50.5	76.92	64.55	100.42	40
YMa	92.66	-20.69	90.75	93.08	103
LMa	83.63	-82.75	79.9	115.04	136
CMa	86.88	-46.16	-13.55	48.12	196
VMa	30.39	76.06	-103.59	128.52	306
MMa	57.3	94.35	-58.41	110.97	328
NMa	0.01	0.0	0.0	0.0	0
WMa	95.41	0.0	0.0	0.0	0
RCIE	39.92	58.74	27.99	65.07	25
JCIE	81.26	-2.88	71.56	71.62	92
GCIE	52.23	-42.41	13.6	44.55	162
BCIE	30.57	1.41	-46.46	46.49	272

**relative Inform. Technology (IT)**

olvi3*	1.0	0.5	0.606	(1.0)
cmyn3*	0.0	0.5	0.394	(0.0)
olvi4*	1.0	0.5	0.606	1.0
cmyn4*	0.0	0.5	0.394	0.0

**standard and adapted CIELAB**

LAB*LAB	73.67	40.3	19.2
LAB*LABa	73.67	40.3	19.2
LAB*TCHa	75.0	44.64	25.47

**relative CIELAB lab\***

lab*lab	0.772	0.451	0.215
lab*tch	0.75	0.5	0.071
lab*nch	0.0	0.5	0.071

**relative Natural Colour (NC)**

lab*lrj	0.772	0.5	0.0
lab*tce	0.75	0.5	1.0
lab*nce	0.0	0.5	0.97r

**relative Inform. Technology (IT)**

olvi3*	0.5	0.0	0.106	(1.0)
cmyn3*	0.5	1.0	0.894	(0.0)
olvi4*	1.0	0.5	0.606	0.5
cmyn4*	0.0	0.5	0.394	0.5

**standard and adapted CIELAB**

LAB*LAB	25.98	40.3	19.21
LAB*LABa	25.98	40.3	19.21
LAB*TCHa	25.01	44.65	25.49

**relative CIELAB lab\***

lab*lab	0.272	0.451	0.215
lab*tch	0.25	0.5	0.071
lab*nch	0.5	0.5	0.071

**relative Natural Colour (NC)**

lab*lrj	0.272	0.5	0.0
lab*tce	0.25	0.5	0.0
lab*nce	0.5	0.5	r00j

Schwarzheit  $n^*$

relative Buntheit  $c^*$

**relative Inform. Technology (IT)**

olvi3*	1.0	0.0	0.213	(1.0)
cmyn3*	0.0	1.0	0.787	(0.0)
olvi4*	1.0	0.0	0.213	1.0
cmyn4*	0.0	1.0	0.787	0.0

**standard and adapted CIELAB**

LAB*LAB	51.94	80.61	38.42
LAB*LABa	51.94	80.61	38.42
LAB*TCHa	50.0	89.29	25.48

**relative CIELAB lab\***

lab*lab	0.544	0.903	0.43
lab*tch	0.5	1.0	0.071
lab*nch	0.0	1.0	0.071

**relative Natural Colour (NC)**

lab*lrj	0.544	1.0	0.0
lab*tce	0.5	1.0	0.0
lab*nce	0.0	1.0	r00j

Schwarzheit  $n^*$

relative Buntheit  $c^*$

Eingabe: Farbmétrisches Offset-Reflektiv-System ORS18

für Buntton  $h^* = lab^*h = 92/360 = 0.255$

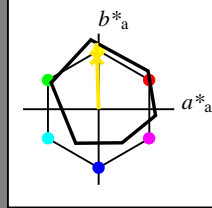
$lab^*tch$  und  $lab^*nch$

D65: Buntton J

LCH\*Ma: 86 88 92

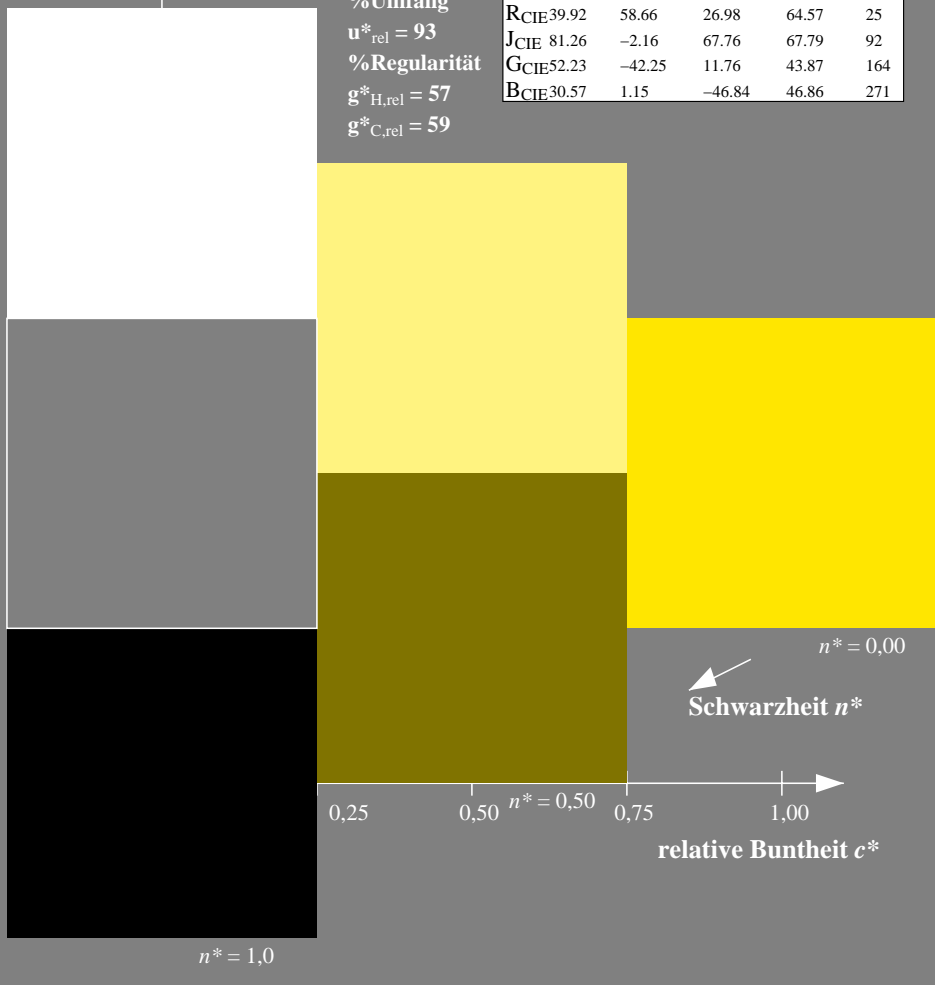
olv\*Ma: 1.0 0.9 0.0

Dreiecks-Helligkeit  $t^*$



ORS18; adaptierte CIELAB-Daten table with columns L\*, a\*a, b\*a, C\*ab,a, h\*ab,a and rows OMa, YMa, LMa, CMa, VMa, MMa, NMa, WMa, RCIE, JCIE, GCIE, BCIE.

%Umfang u\*rel = 93, %Regularität g\*H,rel = 57, g\*C,rel = 59



Ausgabe: Farbmétrisches Fernseh-Licht-System TLS00

für Buntton  $h^* = lab^*h = 92/360 = 0.256$

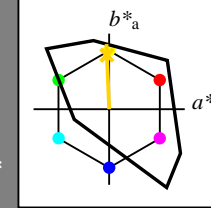
$lab^*tch$  und  $lab^*nch$

D65: Buntton J

LCH\*Ma: 85 86 92

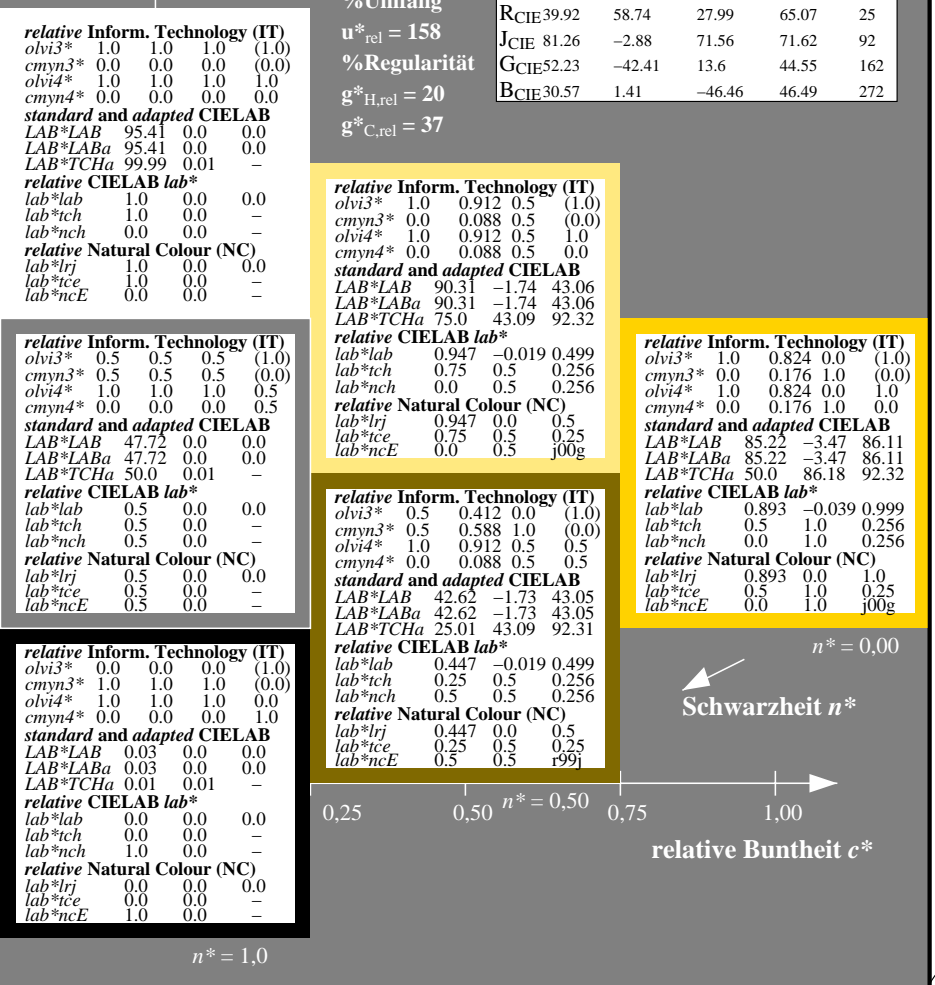
olv\*Ma: 1.0 0.82 0.0

Dreiecks-Helligkeit  $t^*$



TLS00; adaptierte CIELAB-Daten table with columns L\*, a\*a, b\*a, C\*ab,a, h\*ab,a and rows OMa, YMa, LMa, CMa, VMa, MMa, NMa, WMa, RCIE, JCIE, GCIE, BCIE.

%Umfang u\*rel = 158, %Regularität g\*H,rel = 20, g\*C,rel = 37



relative Inform. Technology (IT) and standard and adapted CIELAB data for ORS18 system.

relative Inform. Technology (IT) and standard and adapted CIELAB data for TLS00 system.

relative Inform. Technology (IT) and standard and adapted CIELAB data for TLS00 system.

relative Inform. Technology (IT) and standard and adapted CIELAB data for ORS18 system.

relative Inform. Technology (IT) and standard and adapted CIELAB data for TLS00 system.

relative Inform. Technology (IT) and standard and adapted CIELAB data for TLS00 system.

See similar files: http://www.ps.bam.de/NG00/ Technische Information: http://www.ps.bam.de Version 2.1, io=1,1?

BAM-Registrierung: 20060101-NG00/10S/S00G07SP.PS/.PDF BAM-Material: Code=rh4ta Anwendung für Beurteilung und Messung von Drucker- oder Monitorssystemen

NG000-7, 3 stufige Reihen für konstanten CIELAB Buntton 92/360 = 0.255 (links)

3 stufige Reihen für konstanten CIELAB Buntton 92/360 = 0.256 (rechts)

BAM-Prüfvorlage NG00; Farbmétrik-Systeme ORS18 & ORS18input: olv\* setrgbcolor D65: 3stufige Farbreihen und Koordinatendaten für 10 Bunttöne output: Startup (S) data dependend

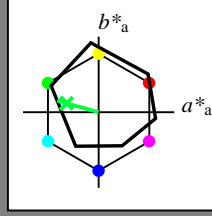


Eingabe: Farbmétrisches Offset-Reflektiv-System ORS18

für Buntton  $h^* = lab^*h = 164/360 = 0.457$   
 $lab^*tch$  und  $lab^*nch$

D65: Buntton G  
 LCH\*Ma: 53 57 164  
 olv\*Ma: 0.0 1.0 0.25

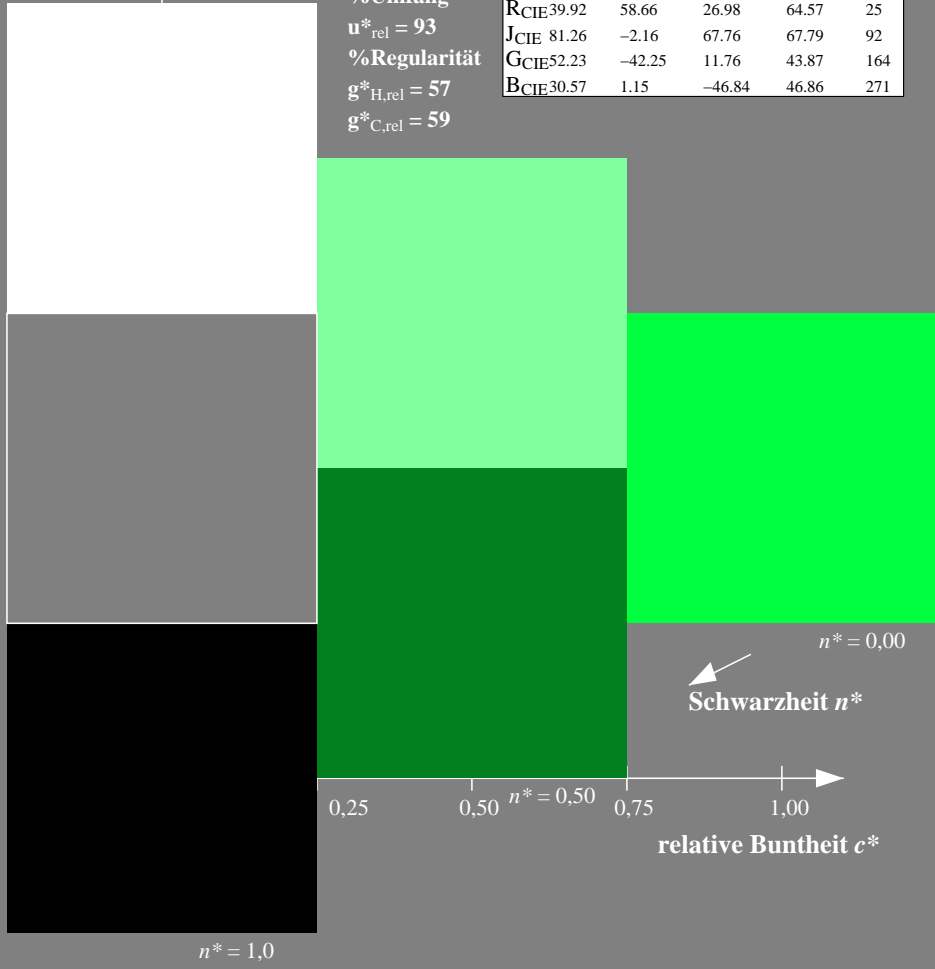
Dreiecks-Helligkeit  $t^*$



**ORS18; adaptierte CIELAB-Daten**

	$L^*=L^*_a$	$a^*_a$	$b^*_a$	$C^*_{ab,a}$	$h^*_{ab,a}$
OMa	47.94	65.39	50.52	82.63	38
YMa	90.37	-10.26	91.75	92.32	96
LMa	50.9	-62.83	34.96	71.91	151
CMa	58.62	-30.34	-45.01	54.3	236
VMa	25.72	31.1	-44.4	54.22	305
MMa	48.13	75.28	-8.36	75.74	354
NMa	18.01	0.0	0.0	0.0	0
WMa	95.41	0.0	0.0	0.0	0
RCIE	39.92	58.66	26.98	64.57	25
JCIE	81.26	-2.16	67.76	67.79	92
GCIE	52.23	-42.25	11.76	43.87	164
BCIE	30.57	1.15	-46.84	46.86	271

%Umfang  
 $u^*_{rel} = 93$   
 %Regularität  
 $g^*_{H,rel} = 57$   
 $g^*_{C,rel} = 59$

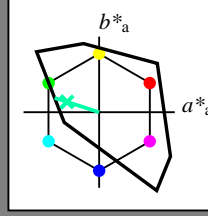


Ausgabe: Farbmétrisches Fernseh-Licht-System TLS00

für Buntton  $h^* = lab^*h = 162/360 = 0.451$   
 $lab^*tch$  und  $lab^*nch$

D65: Buntton G  
 LCH\*Ma: 86 62 162  
 olv\*Ma: 0.0 1.0 0.65

Dreiecks-Helligkeit  $t^*$



**TLS00; adaptierte CIELAB-Daten**

	$L^*=L^*_a$	$a^*_a$	$b^*_a$	$C^*_{ab,a}$	$h^*_{ab,a}$
OMa	50.5	76.92	64.55	100.42	40
YMa	92.66	-20.69	90.75	93.08	103
LMa	83.63	-82.75	79.9	115.04	136
CMa	86.88	-46.16	-13.55	48.12	196
VMa	30.39	76.06	-103.59	128.52	306
MMa	57.3	94.35	-58.41	110.97	328
NMa	0.01	0.0	0.0	0.0	0
WMa	95.41	0.0	0.0	0.0	0
RCIE	39.92	58.74	27.99	65.07	25
JCIE	81.26	-2.88	71.56	71.62	92
GCIE	52.23	-42.41	13.6	44.55	162
BCIE	30.57	1.41	-46.46	46.49	272

%Umfang  
 $u^*_{rel} = 158$   
 %Regularität  
 $g^*_{H,rel} = 20$   
 $g^*_{C,rel} = 37$

**relative Inform. Technology (IT)**

olvi3*	1.0	1.0	1.0	(1.0)
cmyn3*	0.0	0.0	0.0	(0.0)
olvi4*	1.0	1.0	1.0	1.0
cmyn4*	0.0	0.0	0.0	0.0

**standard and adapted CIELAB**

LAB*LAB	95.41	0.0	0.0
LAB*LABa	95.41	0.0	0.0
LAB*TCHa	99.99	0.01	-

**relative CIELAB lab\***

lab*lab	1.0	0.0	0.0
lab*tch	1.0	0.0	-
lab*nch	0.0	0.0	-

**relative Natural Colour (NC)**

lab*lrj	1.0	0.0	0.0
lab*tce	1.0	0.0	-
lab*nce	0.0	0.0	-

**relative Inform. Technology (IT)**

olvi3*	0.5	1.0	0.826	(1.0)
cmyn3*	0.5	0.0	0.174	(0.0)
olvi4*	0.5	1.0	0.827	1.0
cmyn4*	0.5	0.0	0.173	0.0

**standard and adapted CIELAB**

LAB*LAB	90.57	-29.42	9.43
LAB*LABa	90.57	-29.42	9.43
LAB*TCHa	75.0	30.9	162.23

**relative CIELAB lab\***

lab*lab	0.949	-0.475	0.153
lab*tch	0.75	0.5	0.451
lab*nch	0.0	0.5	0.451

**relative Natural Colour (NC)**

lab*lrj	0.949	-0.499	0.0
lab*tce	0.75	0.5	0.5
lab*nce	0.0	0.5	g00b

**relative Inform. Technology (IT)**

olvi3*	0.5	0.5	0.5	(1.0)
cmyn3*	0.5	0.5	0.5	(0.0)
olvi4*	1.0	1.0	1.0	0.5
cmyn4*	0.0	0.0	0.0	0.5

**standard and adapted CIELAB**

LAB*LAB	47.72	0.0	0.0
LAB*LABa	47.72	0.0	0.0
LAB*TCHa	50.0	0.01	-

**relative CIELAB lab\***

lab*lab	0.5	0.0	0.0
lab*tch	0.5	0.0	-
lab*nch	0.5	0.0	-

**relative Natural Colour (NC)**

lab*lrj	0.5	0.0	0.0
lab*tce	0.5	0.0	-
lab*nce	0.5	0.0	-

**relative Inform. Technology (IT)**

olvi3*	0.0	0.5	0.326	(1.0)
cmyn3*	1.0	0.5	0.674	(0.0)
olvi4*	0.5	1.0	0.826	0.5
cmyn4*	0.5	0.0	0.174	0.5

**standard and adapted CIELAB**

LAB*LAB	42.88	-29.42	9.44
LAB*LABa	42.88	-29.42	9.44
LAB*TCHa	25.01	30.91	162.22

**relative CIELAB lab\***

lab*lab	0.449	-0.475	0.153
lab*tch	0.25	0.5	0.451
lab*nch	0.5	0.5	0.451

**relative Natural Colour (NC)**

lab*lrj	0.449	-0.499	0.0
lab*tce	0.25	0.5	0.5
lab*nce	0.5	0.5	g99g

**relative Inform. Technology (IT)**

olvi3*	0.0	1.0	0.653	(1.0)
cmyn3*	1.0	0.0	0.347	(0.0)
olvi4*	0.0	1.0	0.653	1.0
cmyn4*	1.0	0.0	0.347	0.0

**standard and adapted CIELAB**

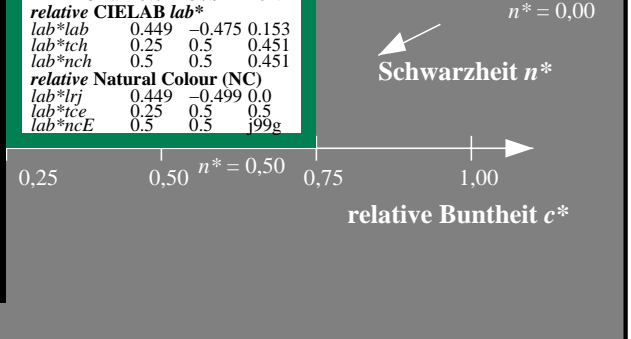
LAB*LAB	85.74	-58.84	18.87
LAB*LABa	85.74	-58.84	18.87
LAB*TCHa	50.0	61.8	162.23

**relative CIELAB lab\***

lab*lab	0.899	-0.951	0.305
lab*tch	0.5	1.0	0.451
lab*nch	0.0	1.0	0.451

**relative Natural Colour (NC)**

lab*lrj	0.899	-0.999	0.0
lab*tce	0.5	1.0	0.5
lab*nce	0.0	1.0	g00b



**relative Inform. Technology (IT)**

olvi3*	0.0	0.0	0.0	(1.0)
cmyn3*	1.0	1.0	1.0	(0.0)
olvi4*	1.0	1.0	1.0	0.0
cmyn4*	0.0	0.0	0.0	1.0

**standard and adapted CIELAB**

LAB*LAB	0.03	0.0	0.0
LAB*LABa	0.03	0.0	0.0
LAB*TCHa	0.01	0.01	-

**relative CIELAB lab\***

lab*lab	0.0	0.0	0.0
lab*tch	0.0	0.0	-
lab*nch	1.0	0.0	-

**relative Natural Colour (NC)**

lab*lrj	0.0	0.0	0.0
lab*tce	0.0	0.0	-
lab*nce	1.0	0.0	-

Siehe ähnliche Dateien: <http://www.ps.bam.de/NG00/>  
 Technische Information: <http://www.ps.bam.de/Version 2.1, io=1,1?>

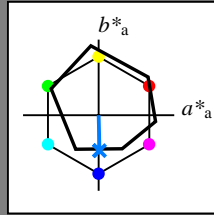
BAM-Registrierung: 20060101-NG00/10S/S00G08SP.PS/.PDF BAM-Material: Code=rh4ta  
 Anwendung für Beurteilung und Messung von Drucker- oder Monitorssystemen  
 /NG00/ Form: 9/10, Serie: 1/1, Seite: 9  
 Seitenlung 9

Eingabe: Farbmétrisches Offset-Reflektiv-System ORS18

für Buntton  $h^* = lab^*h = 271/360 = 0.754$   
 $lab^*tch$  und  $lab^*nch$

D65: Buntton B  
 LCH\*Ma: 42 45 271  
 olv\*Ma: 0.0 0.49 1.0

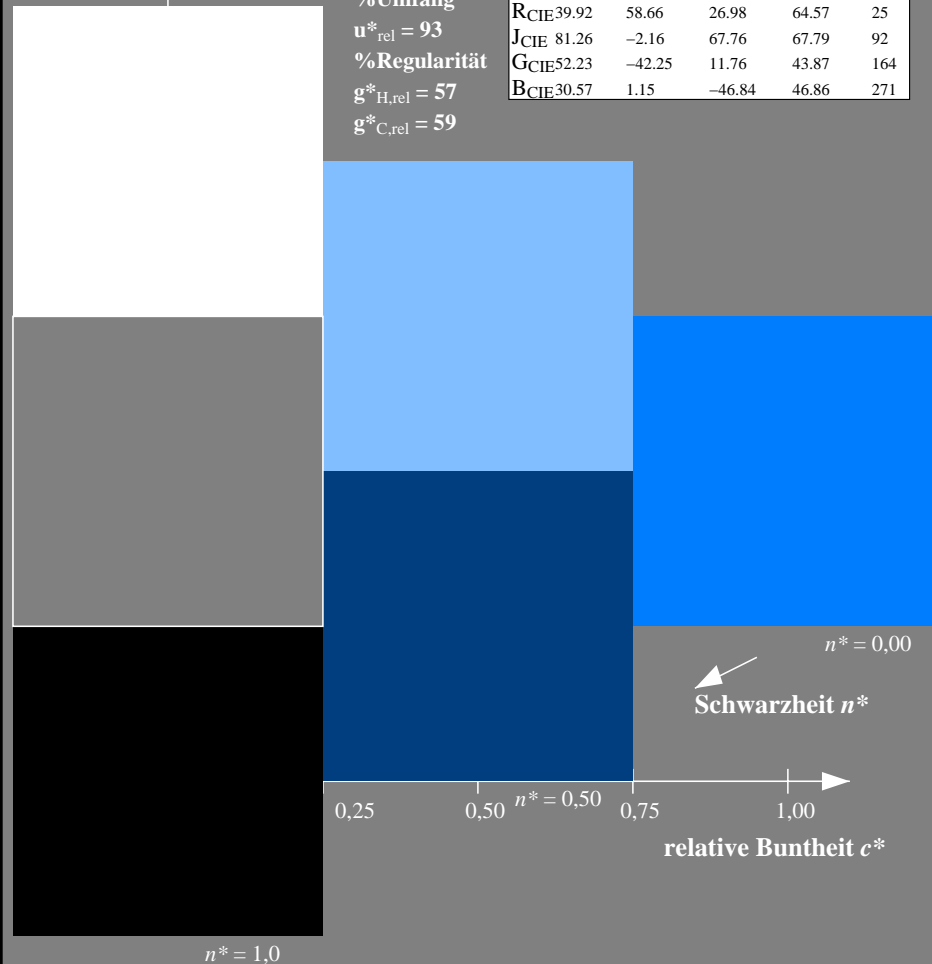
Dreiecks-Helligkeit  $t^*$



**ORS18; adaptierte CIELAB-Daten**

	$L^*=L^*_a$	$a^*_a$	$b^*_a$	$C^*_{ab,a}$	$h^*_{ab,a}$
OMa	47.94	65.39	50.52	82.63	38
YMa	90.37	-10.26	91.75	92.32	96
LMa	50.9	-62.83	34.96	71.91	151
CMa	58.62	-30.34	-45.01	54.3	236
VMa	25.72	31.1	-44.4	54.22	305
MMa	48.13	75.28	-8.36	75.74	354
NMa	18.01	0.0	0.0	0.0	0
WMa	95.41	0.0	0.0	0.0	0
RCIE	39.92	58.66	26.98	64.57	25
JCIE	81.26	-2.16	67.76	67.79	92
GCIE	52.23	-42.25	11.76	43.87	164
BCIE	30.57	1.15	-46.84	46.86	271

%Umfang  
 $u^*_{rel} = 93$   
 %Regularität  
 $g^*_{H,rel} = 57$   
 $g^*_{C,rel} = 59$

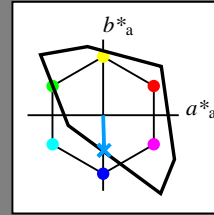


Ausgabe: Farbmétrisches Fernseh-Licht-System TLS00

für Buntton  $h^* = lab^*h = 272/360 = 0.755$   
 $lab^*tch$  und  $lab^*nch$

D65: Buntton B  
 LCH\*Ma: 65 49 272  
 olv\*Ma: 0.0 0.61 1.0

Dreiecks-Helligkeit  $t^*$



**TLS00; adaptierte CIELAB-Daten**

	$L^*=L^*_a$	$a^*_a$	$b^*_a$	$C^*_{ab,a}$	$h^*_{ab,a}$
OMa	50.5	76.92	64.55	100.42	40
YMa	92.66	-20.69	90.75	93.08	103
LMa	83.63	-82.75	79.9	115.04	136
CMa	86.88	-46.16	-13.55	48.12	196
VMa	30.39	76.06	-103.59	128.52	306
MMa	57.3	94.35	-58.41	110.97	328
NMa	0.01	0.0	0.0	0.0	0
WMa	95.41	0.0	0.0	0.0	0
RCIE	39.92	58.74	27.99	65.07	25
JCIE	81.26	-2.88	71.56	71.62	92
GCIE	52.23	-42.41	13.6	44.55	162
BCIE	30.57	1.41	-46.46	46.49	272

%Umfang  
 $u^*_{rel} = 158$   
 %Regularität  
 $g^*_{H,rel} = 20$   
 $g^*_{C,rel} = 37$

**relative Inform. Technology (IT)**

olvi3*	1.0	1.0	1.0	(1.0)
cmyn3*	0.0	0.0	0.0	(0.0)
olvi4*	1.0	1.0	1.0	1.0
cmyn4*	0.0	0.0	0.0	0.0

**standard and adapted CIELAB**

LAB*LAB	95.41	0.0	0.0
LAB*LABa	95.41	0.0	0.0
LAB*TCHa	99.99	0.01	-

**relative CIELAB lab\***

lab*lab	1.0	0.0	0.0
lab*tch	1.0	0.0	-
lab*nch	0.0	0.0	-

**relative Natural Colour (NC)**

lab*lrj	1.0	0.0	0.0
lab*tce	1.0	0.0	-
lab*nce	0.0	0.0	-

**relative Inform. Technology (IT)**

olvi3*	0.5	0.805	1.0	(1.0)
cmyn3*	0.5	0.195	0.0	(0.0)
olvi4*	0.5	0.805	1.0	1.0
cmyn4*	0.5	0.195	0.0	0.0

**standard and adapted CIELAB**

LAB*LAB	80.13	0.73	-24.31
LAB*LABa	80.13	0.73	-24.31
LAB*TCHa	75.0	24.33	271.72

**relative CIELAB lab\***

lab*lab	0.84	0.015	-0.499
lab*tch	0.75	0.5	0.755
lab*nch	0.0	0.5	0.755

**relative Natural Colour (NC)**

lab*lrj	0.84	0.0	-0.499
lab*tce	0.75	0.5	0.75
lab*nce	0.0	0.5	g99b

**relative Inform. Technology (IT)**

olvi3*	0.5	0.5	0.5	(1.0)
cmyn3*	0.5	0.5	0.5	(0.0)
olvi4*	1.0	1.0	1.0	0.5
cmyn4*	0.0	0.0	0.0	0.5

**standard and adapted CIELAB**

LAB*LAB	47.72	0.0	0.0
LAB*LABa	47.72	0.0	0.0
LAB*TCHa	50.0	0.01	-

**relative CIELAB lab\***

lab*lab	0.5	0.0	0.0
lab*tch	0.5	0.0	-
lab*nch	0.5	0.0	-

**relative Natural Colour (NC)**

lab*lrj	0.5	0.0	0.0
lab*tce	0.5	0.0	-
lab*nce	0.5	0.0	-

**relative Inform. Technology (IT)**

olvi3*	0.0	0.305	0.5	(1.0)
cmyn3*	1.0	0.695	0.5	(0.0)
olvi4*	0.5	0.805	1.0	0.5
cmyn4*	0.5	0.195	0.0	0.5

**standard and adapted CIELAB**

LAB*LAB	32.44	0.74	-24.32
LAB*LABa	32.44	0.74	-24.32
LAB*TCHa	25.01	24.34	271.75

**relative CIELAB lab\***

lab*lab	0.34	0.015	-0.499
lab*tch	0.25	0.5	0.755
lab*nch	0.5	0.5	0.755

**relative Natural Colour (NC)**

lab*lrj	0.34	0.0	-0.499
lab*tce	0.25	0.5	0.75
lab*nce	0.5	0.5	b00r

**relative Inform. Technology (IT)**

olvi3*	0.0	0.0	0.0	(1.0)
cmyn3*	1.0	1.0	1.0	(0.0)
olvi4*	1.0	1.0	1.0	0.0
cmyn4*	0.0	0.0	0.0	1.0

**standard and adapted CIELAB**

LAB*LAB	0.03	0.0	0.0
LAB*LABa	0.03	0.0	0.0
LAB*TCHa	0.01	0.01	-

**relative CIELAB lab\***

lab*lab	0.0	0.0	0.0
lab*tch	0.0	0.0	-
lab*nch	1.0	0.0	-

**relative Natural Colour (NC)**

lab*lrj	0.0	0.0	0.0
lab*tce	0.0	0.0	-
lab*nce	1.0	0.0	-

**relative Inform. Technology (IT)**

olvi3*	0.0	0.305	0.5	(1.0)
cmyn3*	1.0	0.695	0.5	(0.0)
olvi4*	0.5	0.805	1.0	0.5
cmyn4*	0.5	0.195	0.0	0.5

**standard and adapted CIELAB**

LAB*LAB	32.44	0.74	-24.32
LAB*LABa	32.44	0.74	-24.32
LAB*TCHa	25.01	24.34	271.75

**relative CIELAB lab\***

lab*lab	0.34	0.015	-0.499
lab*tch	0.25	0.5	0.755
lab*nch	0.5	0.5	0.755

**relative Natural Colour (NC)**

lab*lrj	0.34	0.0	-0.499
lab*tce	0.25	0.5	0.75
lab*nce	0.5	0.5	b00r

NG000-7, 3 stufige Reihen für konstanten CIELAB Buntton 271/360 = 0.754 (links)

3 stufige Reihen für konstanten CIELAB Buntton 272/360 = 0.755 (rechts)

BAM-Prüfvorlage NG00; Farbmétrik-Systeme ORS18 & ORS18input: olv\* setrgbcolor

D65: 3stufige Farbreihen und Koordinatendaten für 10 Bunttöne output: Startup (S) data dependend