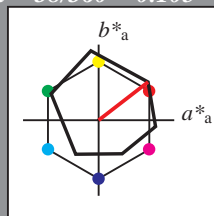


Eingabe: Farbmatisches Offset-Reflektiv-System ORS18

für Buntton $h^* = lab^*h = 38/360 = 0.105$
 lab^*tch und lab^*nch

A: Buntton O
 LCH*Ma: 48 83 38
 olv*Ma: 1.0 0.0 0.0

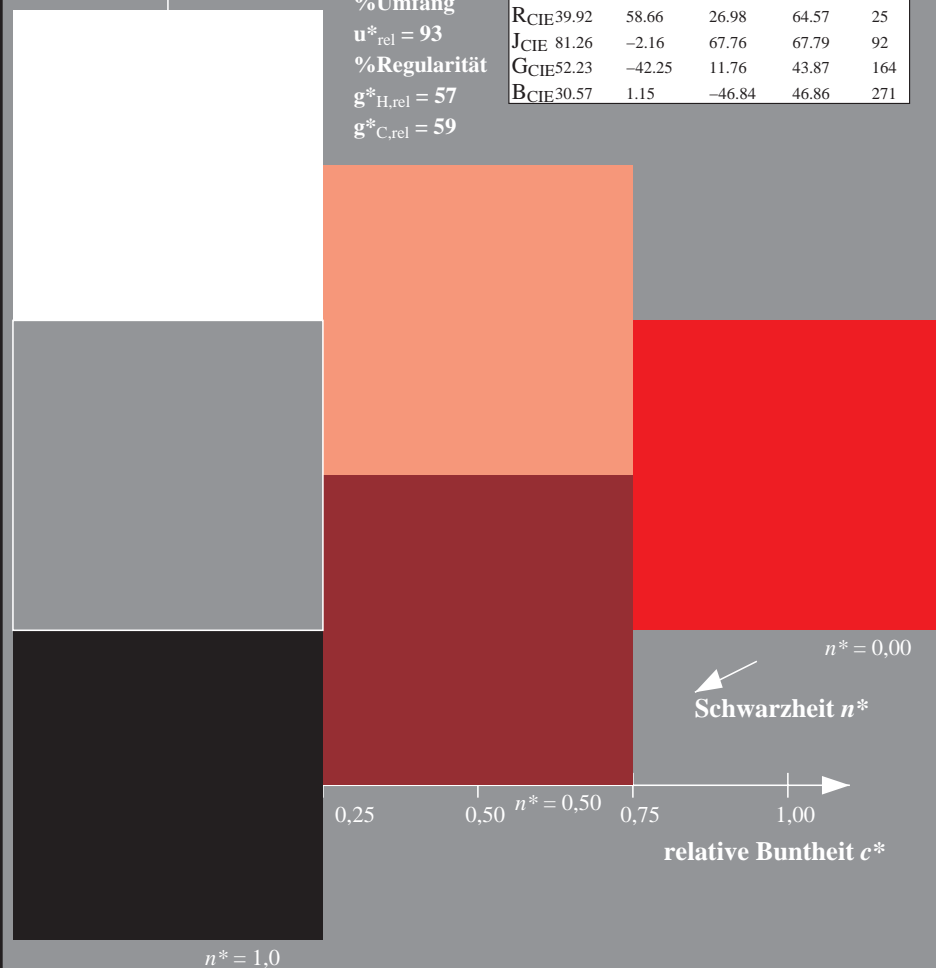
Dreiecks-Helligkeit t^*



ORS18; adaptierte CIELAB-Daten

	$L^*=L^*_a$	a^*_a	b^*_a	$C^*_{ab,a}$	$h^*_{ab,a}$
OMa	47.94	65.39	50.52	82.63	38
YMa	90.37	-10.26	91.75	92.32	96
LMa	50.9	-62.83	34.96	71.91	151
CMa	58.62	-30.34	-45.01	54.3	236
VMa	25.72	31.1	-44.4	54.22	305
MMa	48.13	75.28	-8.36	75.74	354
NMa	18.01	0.0	0.0	0.0	0
WMa	95.41	0.0	0.0	0.0	0
RCIE	39.92	58.66	26.98	64.57	25
JCIE	81.26	-2.16	67.76	67.79	92
GCIE	52.23	-42.25	11.76	43.87	164
BCIE	30.57	1.15	-46.84	46.86	271

%Umfang
 $u^*_{rel} = 93$
 %Regularität
 $g^*_{H,rel} = 57$
 $g^*_{C,rel} = 59$

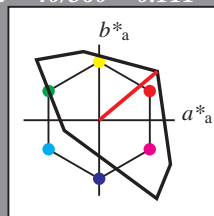


Ausgabe: Farbmatisches Fernseh-Licht-System TLS00

für Buntton $h^* = lab^*h = 40/360 = 0.111$
 lab^*tch und lab^*nch

A: Buntton O
 LCH*Ma: 51 100 40
 olv*Ma: 1.0 0.0 0.0

Dreiecks-Helligkeit t^*



TLS00; adaptierte CIELAB-Daten

	$L^*=L^*_a$	a^*_a	b^*_a	$C^*_{ab,a}$	$h^*_{ab,a}$
OMa	50.5	76.92	64.55	100.42	40
YMa	92.66	-20.69	90.75	93.08	103
LMa	83.63	-82.75	79.9	115.04	136
CMa	86.88	-46.16	-13.55	48.12	196
VMa	30.39	76.06	-103.59	128.52	306
MMa	57.3	94.35	-58.41	110.97	328
NMa	0.01	0.0	0.0	0.0	0
WMa	95.41	0.0	0.0	0.0	0
RCIE	39.92	58.74	27.99	65.07	25
JCIE	81.26	-2.88	71.56	71.62	92
GCIE	52.23	-42.41	13.6	44.55	162
BCIE	30.57	1.41	-46.46	46.49	272

%Umfang
 $u^*_{rel} = 158$
 %Regularität
 $g^*_{H,rel} = 20$
 $g^*_{C,rel} = 37$

relative Inform. Technology (IT)

olvi3*	1.0	1.0	1.0	(1.0)
cmyn3*	0.0	0.0	0.0	(0.0)
olvi4*	1.0	1.0	1.0	1.0
cmyn4*	0.0	0.0	0.0	0.0

standard and adapted CIELAB

LAB*LAB	95.41	0.0	0.0
LAB*LABa	95.41	0.0	0.0
LAB*TCHa	99.99	0.01	-

relative CIELAB lab*

lab*lab	1.0	0.0	0.0
lab*tch	1.0	0.0	-
lab*nch	0.0	0.0	-

relative Natural Colour (NC)

lab*lrj	1.0	0.0	0.0
lab*tce	1.0	0.0	-
lab*nce	0.0	0.0	-

relative Inform. Technology (IT)

olvi3*	1.0	0.5	0.5	(1.0)
cmyn3*	0.0	0.5	0.5	(0.0)
olvi4*	1.0	0.5	0.5	1.0
cmyn4*	0.0	0.5	0.5	0.0

standard and adapted CIELAB

LAB*LAB	72.95	38.45	32.27
LAB*LABa	72.95	38.45	32.27
LAB*TCHa	75.0	50.2	40.0

relative CIELAB lab*

lab*lab	0.765	0.383	0.321
lab*tch	0.75	0.5	0.111
lab*nch	0.0	0.5	0.111

relative Natural Colour (NC)

lab*lrj	0.765	0.471	0.167
lab*tce	0.75	0.5	0.054
lab*nce	0.0	0.5	r21j

relative Inform. Technology (IT)

olvi3*	0.5	0.5	0.5	(1.0)
cmyn3*	0.5	0.5	0.5	(0.0)
olvi4*	1.0	1.0	1.0	0.5
cmyn4*	0.0	0.0	0.0	0.5

standard and adapted CIELAB

LAB*LAB	47.72	0.0	0.0
LAB*LABa	47.72	0.0	0.0
LAB*TCHa	50.0	0.01	-

relative CIELAB lab*

lab*lab	0.5	0.0	0.0
lab*tch	0.5	0.0	-
lab*nch	0.5	0.0	-

relative Natural Colour (NC)

lab*lrj	0.5	0.0	0.0
lab*tce	0.5	0.0	-
lab*nce	0.5	0.0	-

relative Inform. Technology (IT)

olvi3*	0.5	0.0	0.0	(1.0)
cmyn3*	0.5	1.0	1.0	(0.0)
olvi4*	1.0	0.5	0.5	0.5
cmyn4*	0.0	0.5	0.5	0.5

standard and adapted CIELAB

LAB*LAB	25.26	38.45	32.27
LAB*LABa	25.26	38.45	32.27
LAB*TCHa	25.01	50.2	40.0

relative CIELAB lab*

lab*lab	0.265	0.383	0.321
lab*tch	0.25	0.5	0.111
lab*nch	0.5	0.5	0.111

relative Natural Colour (NC)

lab*lrj	0.265	0.471	0.167
lab*tce	0.25	0.5	0.054
lab*nce	0.5	0.5	r21j

relative Inform. Technology (IT)

olvi3*	1.0	0.0	0.0	(1.0)
cmyn3*	0.0	1.0	1.0	(0.0)
olvi4*	1.0	0.0	0.0	1.0
cmyn4*	0.0	1.0	1.0	0.0

standard and adapted CIELAB


LAB*LAB	50.5	76.9	64.54
LAB*LABa	50.5	76.9	64.54
LAB*TCHa	50.0	100.4	40.0

relative CIELAB lab*

lab*lab	0.529	0.766	0.643
lab*tch	0.5	1.0	0.111
lab*nch	0.0	1.0	0.111

relative Natural Colour (NC)

lab*lrj	0.529	0.942	0.335
lab*tce	0.5	1.0	0.054
lab*nce	0.0	1.0	r21j



relative Inform. Technology (IT)

olvi3*	0.0	0.0	0.0	(1.0)
cmyn3*	1.0	1.0	1.0	(0.0)
olvi4*	1.0	1.0	1.0	0.0
cmyn4*	0.0	0.0	0.0	1.0

standard and adapted CIELAB

LAB*LAB	0.03	0.0	0.0
LAB*LABa	0.03	0.0	0.0
LAB*TCHa	0.01	0.01	-

relative CIELAB lab*

lab*lab	0.0	0.0	0.0
lab*tch	0.0	0.0	-
lab*nch	1.0	0.0	-

relative Natural Colour (NC)

lab*lrj	0.0	0.0	0.0
lab*tce	0.0	0.0	-
lab*nce	1.0	0.0	-

3 stufige Reihen für konstanten CIELAB Buntton 40/360 = 0.111 (rechts)

SG000-7, 3 stufige Reihen für konstanten CIELAB Buntton 38/360 = 0.105 (links)

BAM-Prüfvorlage SG00; Farbmatrik-Systeme ORS18 & TLS00 input: *cmY0* setcmykcolor*

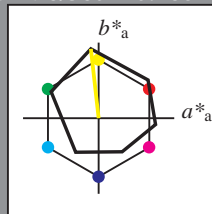
A: 3stufige Farbreihen und Koordinatendaten für 10 Bunttöne output: *cmY0*/000n* setcmykcolor*

Eingabe: Farbmétrisches Offset-Reflektiv-System ORS18

für Buntton $h^* = lab^*h = 96/360 = 0.268$
 lab^*tch und lab^*nch

A: Buntton Y
 LCH*Ma: 90 92 96
 olv*Ma: 1.0 1.0 0.0

Dreiecks-Helligkeit t^*



ORS18; adaptierte CIELAB-Daten

	$L^*=L^*_a$	a^*_a	b^*_a	$C^*_{ab,a}$	$h^*_{ab,a}$
OMa	47.94	65.39	50.52	82.63	38
YMa	90.37	-10.26	91.75	92.32	96
LMa	50.9	-62.83	34.96	71.91	151
CMa	58.62	-30.34	-45.01	54.3	236
VMa	25.72	31.1	-44.4	54.22	305
MMa	48.13	75.28	-8.36	75.74	354
NMa	18.01	0.0	0.0	0.0	0
WMa	95.41	0.0	0.0	0.0	0
RCIE	39.92	58.66	26.98	64.57	25
JCIE	81.26	-2.16	67.76	67.79	92
GCIE	52.23	-42.25	11.76	43.87	164
BCIE	30.57	1.15	-46.84	46.86	271

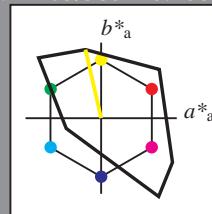
%Umfang
 $u^*_{rel} = 93$
 %Regularität
 $g^*_{H,rel} = 57$
 $g^*_{C,rel} = 59$

Ausgabe: Farbmétrisches Fernseh-Licht-System TLS00

für Buntton $h^* = lab^*h = 103/360 = 0.286$
 lab^*tch und lab^*nch

A: Buntton Y
 LCH*Ma: 93 93 103
 olv*Ma: 1.0 1.0 0.0

Dreiecks-Helligkeit t^*



TLS00; adaptierte CIELAB-Daten

	$L^*=L^*_a$	a^*_a	b^*_a	$C^*_{ab,a}$	$h^*_{ab,a}$
OMa	50.5	76.92	64.55	100.42	40
YMa	92.66	-20.69	90.75	93.08	103
LMa	83.63	-82.75	79.9	115.04	136
CMa	86.88	-46.16	-13.55	48.12	196
VMa	30.39	76.06	-103.59	128.52	306
MMa	57.3	94.35	-58.41	110.97	328
NMa	0.01	0.0	0.0	0.0	0
WMa	95.41	0.0	0.0	0.0	0
RCIE	39.92	58.74	27.99	65.07	25
JCIE	81.26	-2.88	71.56	71.62	92
GCIE	52.23	-42.41	13.6	44.55	162
BCIE	30.57	1.41	-46.46	46.49	272

%Umfang
 $u^*_{rel} = 158$
 %Regularität
 $g^*_{H,rel} = 20$
 $g^*_{C,rel} = 37$

relative Inform. Technology (IT)

olvi3*	1.0	1.0	1.0	(1.0)
cmyn3*	0.0	0.0	0.0	(0.0)
olvi4*	1.0	1.0	1.0	1.0
cmyn4*	0.0	0.0	0.0	0.0

standard and adapted CIELAB

LAB*LAB	95.41	0.0	0.0
LAB*LABa	95.41	0.0	0.0
LAB*TCHa	99.99	0.01	-

relative CIELAB lab*

lab*lab	1.0	0.0	0.0
lab*tch	1.0	0.0	-
lab*nch	0.0	0.0	-

relative Natural Colour (NC)

lab*lrj	1.0	0.0	0.0
lab*tce	1.0	0.0	-
lab*nce	0.0	0.0	-

relative Inform. Technology (IT)

olvi3*	1.0	1.0	0.5	(1.0)
cmyn3*	0.0	0.0	0.5	(0.0)
olvi4*	1.0	1.0	0.5	1.0
cmyn4*	0.0	0.0	0.5	0.0

standard and adapted CIELAB

LAB*LAB	94.03	-10.34	45.37
LAB*LABa	94.03	-10.34	45.37
LAB*TCHa	75.0	46.53	102.85

relative CIELAB lab*

lab*lab	0.985	-0.11	0.487
lab*tch	0.75	0.5	0.286
lab*nch	0.0	0.5	0.286

relative Natural Colour (NC)

lab*lrj	0.985	-0.116	0.486
lab*tce	0.75	0.5	0.288
lab*nce	0.0	0.5	j15g

relative Inform. Technology (IT)

olvi3*	0.5	0.5	0.5	(1.0)
cmyn3*	0.5	0.5	0.5	(0.0)
olvi4*	1.0	1.0	1.0	0.5
cmyn4*	0.0	0.0	0.0	0.5

standard and adapted CIELAB

LAB*LAB	47.72	0.0	0.0
LAB*LABa	47.72	0.0	0.0
LAB*TCHa	50.0	0.01	-

relative CIELAB lab*

lab*lab	0.5	0.0	0.0
lab*tch	0.5	0.0	-
lab*nch	0.5	0.0	-

relative Natural Colour (NC)

lab*lrj	0.5	0.0	0.0
lab*tce	0.5	0.0	-
lab*nce	0.5	0.0	-

relative Inform. Technology (IT)

olvi3*	0.5	0.5	0.0	(1.0)
cmyn3*	0.5	0.5	1.0	(0.0)
olvi4*	1.0	1.0	0.5	0.5
cmyn4*	0.0	0.0	0.5	0.5

standard and adapted CIELAB

LAB*LAB	46.34	-10.34	45.37
LAB*LABa	46.34	-10.34	45.37
LAB*TCHa	25.01	46.53	102.85

relative CIELAB lab*

lab*lab	0.486	-0.11	0.487
lab*tch	0.25	0.5	0.286
lab*nch	0.5	0.5	0.286

relative Natural Colour (NC)

lab*lrj	0.486	-0.116	0.486
lab*tce	0.25	0.5	0.288
lab*nce	0.5	0.5	j15g

relative Inform. Technology (IT)

olvi3*	1.0	1.0	0.0	(1.0)
cmyn3*	0.0	0.0	1.0	(0.0)
olvi4*	1.0	1.0	0.0	1.0
cmyn4*	0.0	0.0	1.0	0.0

standard and adapted CIELAB

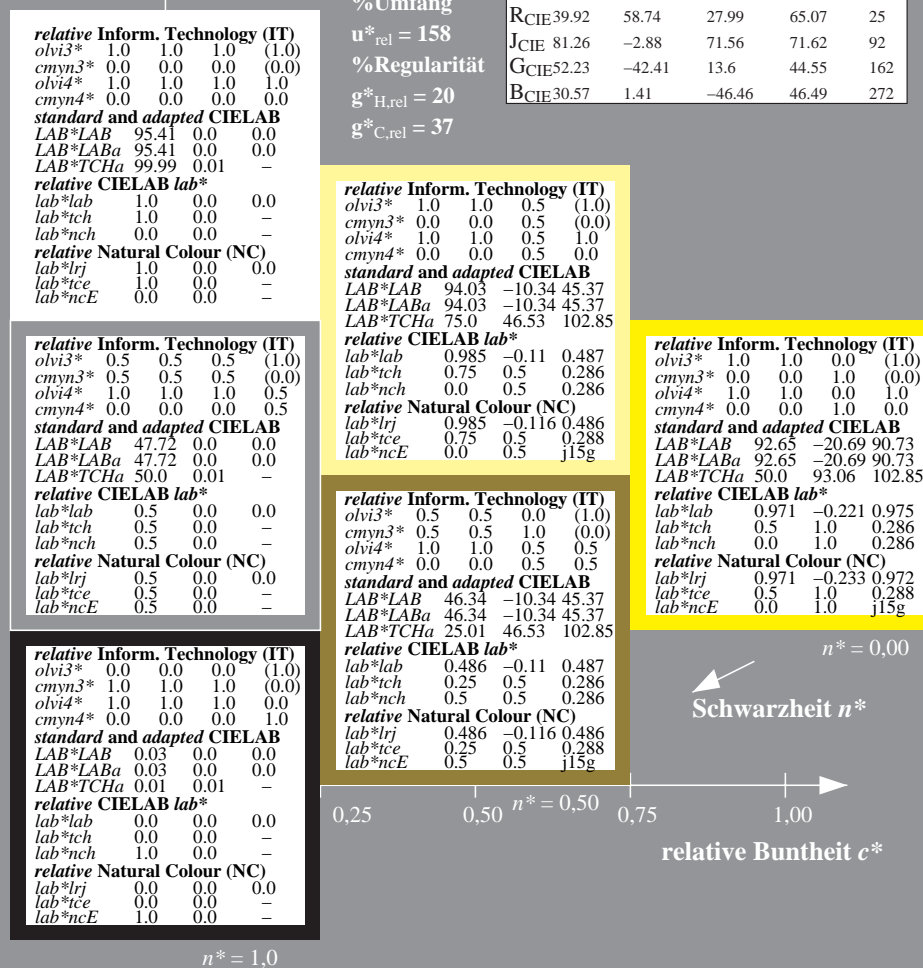

LAB*LAB	92.65	-20.69	90.73
LAB*LABa	92.65	-20.69	90.73
LAB*TCHa	50.0	93.06	102.85

relative CIELAB lab*

lab*lab	0.971	-0.221	0.975
lab*tch	0.5	1.0	0.286
lab*nch	0.0	1.0	0.286

relative Natural Colour (NC)

lab*lrj	0.971	-0.233	0.972
lab*tce	0.5	1.0	0.288
lab*nce	0.0	1.0	j15g



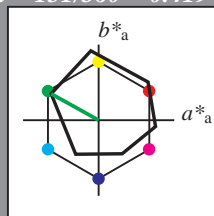
Siehe ähnliche Dateien: <http://www.ps.bam.de/SG00/>
 Technische Information: <http://www.ps.bam.de> Version 2.1, io=0.0, CIELAB

BAM-Registrierung: 20060101-SG00/10L/L00G01FP.PS/.PDF BAM-Material: Code=rh4ta
 Anwendung für Beurteilung und Messung von Drucker- oder Monitorssystemen
 /SG00 Form: 2/10, Serie: 1/1, Seite: 2
 Seitenlung 2

Eingabe: Farbmétrisches Offset-Reflektiv-System ORS18

für Buntton $h^* = lab^*h = 151/360 = 0.419$
 lab^*tch und lab^*nch

A: Buntton L
 LCH*Ma: 51 72 151
 olv*Ma: 0.0 1.0 0.0
 Dreiecks-Helligkeit t^*



ORS18; adaptierte CIELAB-Daten

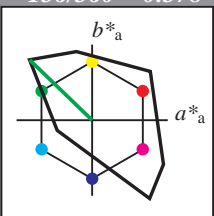
	$L^*=L^*_a$	a^*_a	b^*_a	$C^*_{ab,a}$	$h^*_{ab,a}$
OMa	47.94	65.39	50.52	82.63	38
YMa	90.37	-10.26	91.75	92.32	96
LMa	50.9	-62.83	34.96	71.91	151
CMa	58.62	-30.34	-45.01	54.3	236
VMa	25.72	31.1	-44.4	54.22	305
MMa	48.13	75.28	-8.36	75.74	354
NMa	18.01	0.0	0.0	0.0	0
WMa	95.41	0.0	0.0	0.0	0
RCIE	39.92	58.66	26.98	64.57	25
JCIE	81.26	-2.16	67.76	67.79	92
GCIE	52.23	-42.25	11.76	43.87	164
BCIE	30.57	1.15	-46.84	46.86	271

%Umfang
 $u^*_{rel} = 93$
 %Regularität
 $g^*_{H,rel} = 57$
 $g^*_{C,rel} = 59$

Ausgabe: Farbmétrisches Fernseh-Licht-System TLS00

für Buntton $h^* = lab^*h = 136/360 = 0.378$
 lab^*tch und lab^*nch

A: Buntton L
 LCH*Ma: 84 115 136
 olv*Ma: 0.0 1.0 0.0
 Dreiecks-Helligkeit t^*



TLS00; adaptierte CIELAB-Daten

	$L^*=L^*_a$	a^*_a	b^*_a	$C^*_{ab,a}$	$h^*_{ab,a}$
OMa	50.5	76.92	64.55	100.42	40
YMa	92.66	-20.69	90.75	93.08	103
LMa	83.63	-82.75	79.9	115.04	136
CMa	86.88	-46.16	-13.55	48.12	196
VMa	30.39	76.06	-103.59	128.52	306
MMa	57.3	94.35	-58.41	110.97	328
NMa	0.01	0.0	0.0	0.0	0
WMa	95.41	0.0	0.0	0.0	0
RCIE	39.92	58.74	27.99	65.07	25
JCIE	81.26	-2.88	71.56	71.62	92
GCIE	52.23	-42.41	13.6	44.55	162
BCIE	30.57	1.41	-46.46	46.49	272

%Umfang
 $u^*_{rel} = 158$
 %Regularität
 $g^*_{H,rel} = 20$
 $g^*_{C,rel} = 37$

relative Inform. Technology (IT)

olvi3*	1.0	1.0	1.0	(1.0)
cmyn3*	0.0	0.0	0.0	(0.0)
olvi4*	1.0	1.0	1.0	1.0
cmyn4*	0.0	0.0	0.0	0.0

standard and adapted CIELAB

LAB*LAB	95.41	0.0	0.0
LAB*LABa	95.41	0.0	0.0
LAB*TCHa	99.99	0.01	-

relative CIELAB lab*

lab*lab	1.0	0.0	0.0
lab*tch	1.0	0.0	-
lab*nch	0.0	0.0	-

relative Natural Colour (NC)

lab*lrj	1.0	0.0	0.0
lab*tce	1.0	0.0	-
lab*nce	0.0	0.0	-

relative Inform. Technology (IT)

olvi3*	0.5	1.0	0.5	(1.0)
cmyn3*	0.5	0.0	0.5	(0.0)
olvi4*	0.5	1.0	0.5	1.0
cmyn4*	0.5	0.0	0.5	0.0

standard and adapted CIELAB

LAB*LAB	89.51	-41.36	39.94
LAB*LABa	89.51	-41.36	39.94
LAB*TCHa	75.0	57.51	136.01

relative CIELAB lab*

lab*lab	0.938	-0.359	0.347
lab*tch	0.75	0.5	0.378
lab*nch	0.0	0.5	0.378

relative Natural Colour (NC)

lab*lrj	0.938	-0.415	0.278
lab*tce	0.75	0.5	0.406
lab*nce	0.0	0.5	0.62g

relative Inform. Technology (IT)

olvi3*	0.5	0.5	0.5	(1.0)
cmyn3*	0.5	0.5	0.5	(0.0)
olvi4*	1.0	1.0	1.0	0.5
cmyn4*	0.0	0.0	0.0	0.5

standard and adapted CIELAB

LAB*LAB	47.72	0.0	0.0
LAB*LABa	47.72	0.0	0.0
LAB*TCHa	50.0	0.01	-

relative CIELAB lab*

lab*lab	0.5	0.0	0.0
lab*tch	0.5	0.0	-
lab*nch	0.5	0.0	-

relative Natural Colour (NC)

lab*lrj	0.5	0.0	0.0
lab*tce	0.5	0.0	-
lab*nce	0.5	0.0	-

relative Inform. Technology (IT)

olvi3*	0.0	0.5	0.0	(1.0)
cmyn3*	1.0	0.5	1.0	(0.0)
olvi4*	0.5	1.0	0.5	0.5
cmyn4*	0.5	0.0	0.5	0.5

standard and adapted CIELAB

LAB*LAB	41.82	-41.36	39.94
LAB*LABa	41.82	-41.36	39.94
LAB*TCHa	25.01	57.51	136.01

relative CIELAB lab*

lab*lab	0.438	-0.359	0.347
lab*tch	0.25	0.5	0.378
lab*nch	0.5	0.5	0.378

relative Natural Colour (NC)

lab*lrj	0.438	-0.415	0.278
lab*tce	0.25	0.5	0.406
lab*nce	0.5	0.5	0.62g

relative Inform. Technology (IT)

olvi3*	0.0	1.0	0.0	(1.0)
cmyn3*	1.0	0.0	1.0	(0.0)
olvi4*	0.0	1.0	0.0	1.0
cmyn4*	1.0	0.0	1.0	0.0

standard and adapted CIELAB

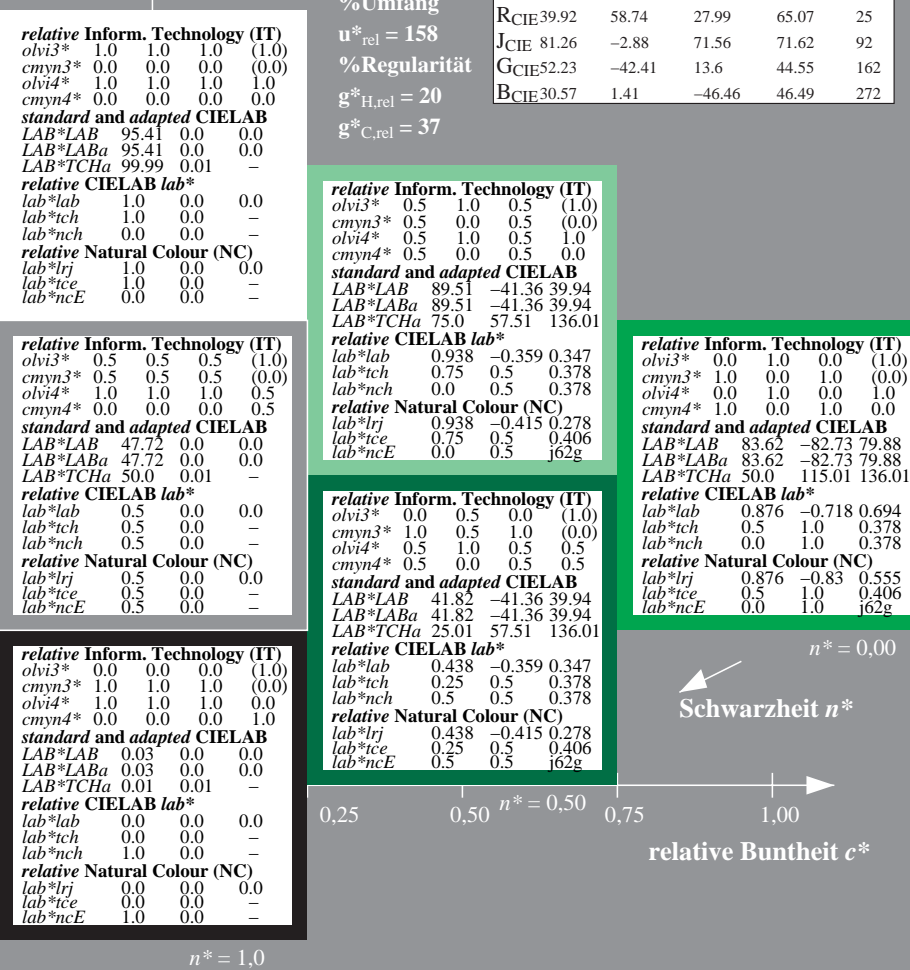
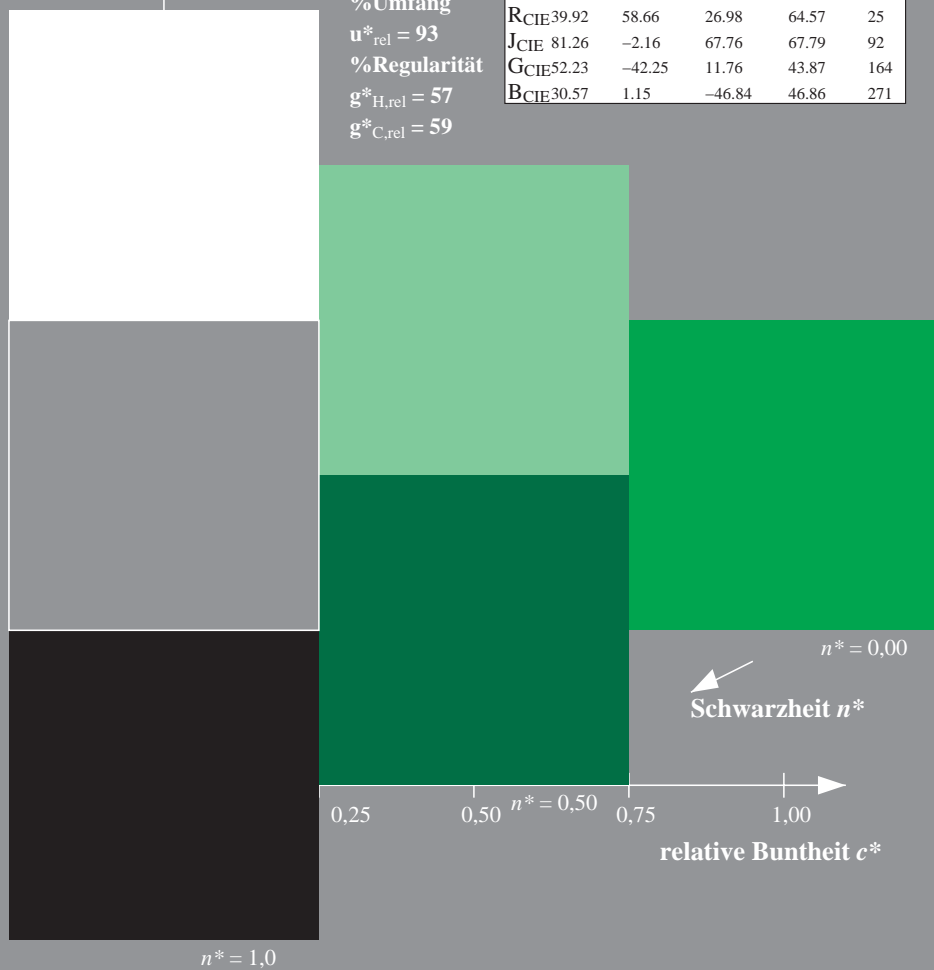
LAB*LAB	83.62	-82.73	79.88
LAB*LABa	83.62	-82.73	79.88
LAB*TCHa	50.0	115.01	136.01

relative CIELAB lab*

lab*lab	0.876	-0.718	0.694
lab*tch	0.5	1.0	0.378
lab*nch	0.0	1.0	0.378

relative Natural Colour (NC)

lab*lrj	0.876	-0.83	0.555
lab*tce	0.5	1.0	0.406
lab*nce	0.0	1.0	0.62g



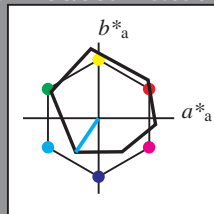
Siehe ähnliche Dateien: <http://www.ps.bam.de/SG00/>
 Technische Information: <http://www.ps.bam.de> Version 2.1, io=0.0, CIELAB

BAM-Registrierung: 20060101-SG00/10L/L00G02FP.PS/.PDF BAM-Material: Code=rh4ta
 Anwendung für Beurteilung und Messung von Drucker- oder Monitorsystemen
 /SG00 Form: 3/10, Serie: 1/1, Seite: 3
 Seitenlung 3

Eingabe: Farbmétrisches Offset-Reflektiv-System ORS18

für Buntton $h^* = lab^*h = 236/360 = 0.656$
 lab^*tch und lab^*nch

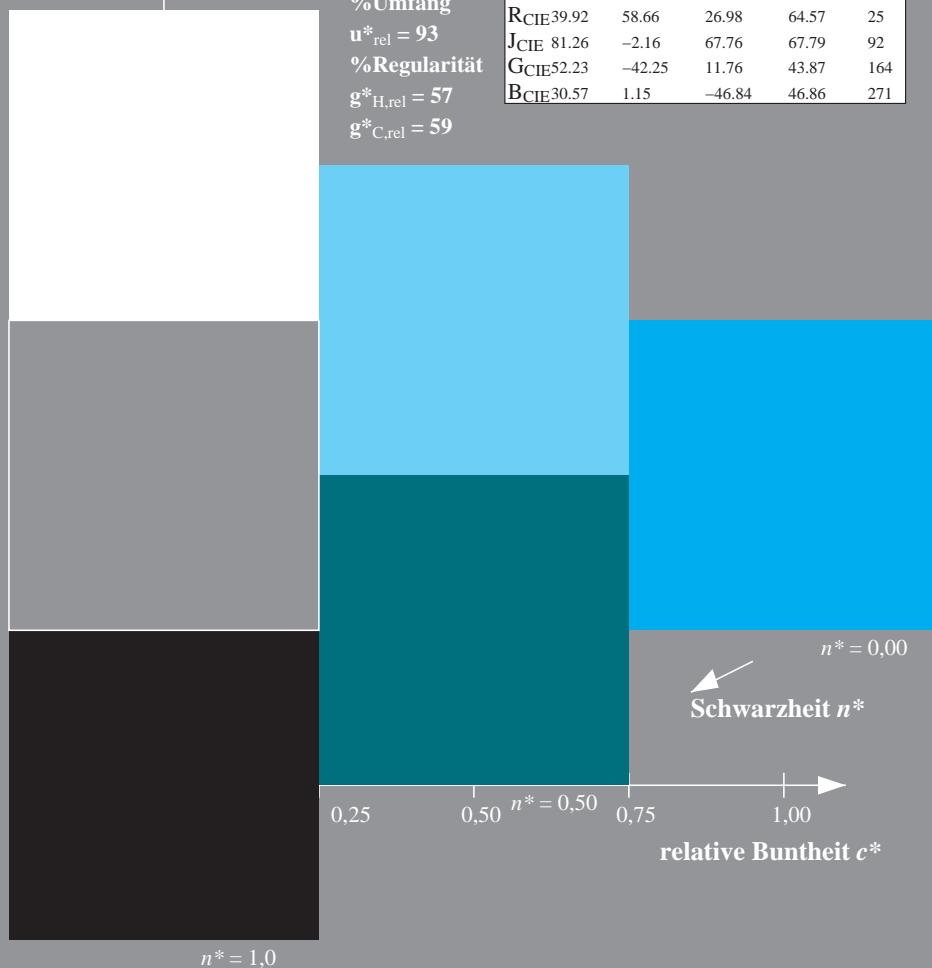
A: Buntton C
 LCH*Ma: 59 54 236
 olv*Ma: 0.0 1.0 1.0
 Dreiecks-Helligkeit t^*



ORS18; adaptierte CIELAB-Daten

	$L^*=L^*_a$	a^*_a	b^*_a	$C^*_{ab,a}$	$h^*_{ab,a}$
OMa	47.94	65.39	50.52	82.63	38
YMa	90.37	-10.26	91.75	92.32	96
LMa	50.9	-62.83	34.96	71.91	151
CMa	58.62	-30.34	-45.01	54.3	236
VMa	25.72	31.1	-44.4	54.22	305
MMa	48.13	75.28	-8.36	75.74	354
NMa	18.01	0.0	0.0	0.0	0
WMa	95.41	0.0	0.0	0.0	0
RCIE	39.92	58.66	26.98	64.57	25
JCIE	81.26	-2.16	67.76	67.79	92
GCIE	52.23	-42.25	11.76	43.87	164
BCIE	30.57	1.15	-46.84	46.86	271

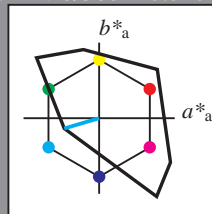
%Umfang
 $u^*_{rel} = 93$
 %Regularität
 $g^*_{H,rel} = 57$
 $g^*_{C,rel} = 59$



Ausgabe: Farbmétrisches Fernseh-Licht-System TLS00

für Buntton $h^* = lab^*h = 196/360 = 0.545$
 lab^*tch und lab^*nch

A: Buntton C
 LCH*Ma: 87 48 196
 olv*Ma: 0.0 1.0 1.0
 Dreiecks-Helligkeit t^*



TLS00; adaptierte CIELAB-Daten

	$L^*=L^*_a$	a^*_a	b^*_a	$C^*_{ab,a}$	$h^*_{ab,a}$
OMa	50.5	76.92	64.55	100.42	40
YMa	92.66	-20.69	90.75	93.08	103
LMa	83.63	-82.75	79.9	115.04	136
CMa	86.88	-46.16	-13.55	48.12	196
VMa	30.39	76.06	-103.59	128.52	306
MMa	57.3	94.35	-58.41	110.97	328
NMa	0.01	0.0	0.0	0.0	0
WMa	95.41	0.0	0.0	0.0	0
RCIE	39.92	58.74	27.99	65.07	25
JCIE	81.26	-2.88	71.56	71.62	92
GCIE	52.23	-42.41	13.6	44.55	162
BCIE	30.57	1.41	-46.46	46.49	272

%Umfang
 $u^*_{rel} = 158$
 %Regularität
 $g^*_{H,rel} = 20$
 $g^*_{C,rel} = 37$

relative Inform. Technology (IT)

olvi3*	1.0	1.0	1.0	(1.0)
cmyn3*	0.0	0.0	0.0	(0.0)
olvi4*	1.0	1.0	1.0	1.0
cmyn4*	0.0	0.0	0.0	0.0

standard and adapted CIELAB

LAB*LAB	95.41	0.0	0.0
LAB*LABa	95.41	0.0	0.0
LAB*TCHa	99.99	0.01	-

relative CIELAB lab*

lab*lab	1.0	0.0	0.0
lab*tch	1.0	0.0	-
lab*nch	0.0	0.0	-

relative Natural Colour (NC)

lab*lrj	1.0	0.0	0.0
lab*tce	1.0	0.0	-
lab*nce	0.0	0.0	-

relative Inform. Technology (IT)

olvi3*	0.5	1.0	1.0	(1.0)
cmyn3*	0.5	0.0	0.0	(0.0)
olvi4*	0.5	1.0	1.0	1.0
cmyn4*	0.5	0.0	0.0	0.0

standard and adapted CIELAB

LAB*LAB	91.14	-23.07	-6.77
LAB*LABa	91.14	-23.07	-6.77
LAB*TCHa	75.0	24.06	196.37

relative CIELAB lab*

lab*lab	0.955	-0.479	-0.14
lab*tch	0.75	0.5	0.545
lab*nch	0.0	0.5	0.545

relative Natural Colour (NC)

lab*lrj	0.955	-0.44	-0.234
lab*tce	0.75	0.5	0.578
lab*nce	0.0	0.5	g31b

relative Inform. Technology (IT)

olvi3*	0.5	0.5	0.5	(1.0)
cmyn3*	0.5	0.5	0.5	(0.0)
olvi4*	1.0	1.0	1.0	0.5
cmyn4*	0.0	0.0	0.0	0.5

standard and adapted CIELAB

LAB*LAB	47.72	0.0	0.0
LAB*LABa	47.72	0.0	0.0
LAB*TCHa	50.0	0.01	-

relative CIELAB lab*

lab*lab	0.5	0.0	0.0
lab*tch	0.5	0.0	-
lab*nch	0.5	0.0	-

relative Natural Colour (NC)

lab*lrj	0.5	0.0	0.0
lab*tce	0.5	0.0	-
lab*nce	0.5	0.0	-

relative Inform. Technology (IT)

olvi3*	0.0	0.5	0.5	(1.0)
cmyn3*	1.0	0.5	0.5	(0.0)
olvi4*	0.5	1.0	1.0	0.5
cmyn4*	0.5	0.0	0.0	0.5

standard and adapted CIELAB

LAB*LAB	43.45	-23.07	-6.77
LAB*LABa	43.45	-23.07	-6.77
LAB*TCHa	25.01	24.06	196.37

relative CIELAB lab*

lab*lab	0.455	-0.479	-0.14
lab*tch	0.25	0.5	0.545
lab*nch	0.5	0.5	0.545

relative Natural Colour (NC)

lab*lrj	0.455	-0.44	-0.234
lab*tce	0.25	0.5	0.578
lab*nce	0.5	0.5	g31b

relative Inform. Technology (IT)

olvi3*	0.0	1.0	1.0	(1.0)
cmyn3*	1.0	0.0	0.0	(0.0)
olvi4*	0.0	1.0	1.0	1.0
cmyn4*	1.0	0.0	0.0	0.0

standard and adapted CIELAB


LAB*LAB	86.87	-46.15	-13.55
LAB*LABa	86.87	-46.15	-13.55
LAB*TCHa	50.0	48.11	196.37

relative CIELAB lab*

lab*lab	0.911	-0.958	-0.281
lab*tch	0.5	1.0	0.545
lab*nch	0.0	1.0	0.545

relative Natural Colour (NC)

lab*lrj	0.911	-0.881	-0.469
lab*tce	0.5	1.0	0.578
lab*nce	0.0	1.0	g31b



relative Inform. Technology (IT)

olvi3*	0.0	0.0	0.0	(1.0)
cmyn3*	1.0	1.0	1.0	(0.0)
olvi4*	1.0	1.0	1.0	1.0
cmyn4*	0.0	0.0	0.0	1.0

standard and adapted CIELAB

LAB*LAB	0.03	0.0	0.0
LAB*LABa	0.03	0.0	0.0
LAB*TCHa	0.01	0.01	-

relative CIELAB lab*

lab*lab	0.0	0.0	0.0
lab*tch	0.0	0.0	-
lab*nch	1.0	0.0	-

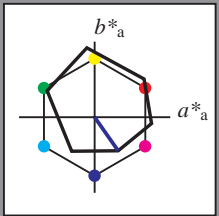
relative Natural Colour (NC)

lab*lrj	0.0	0.0	0.0
lab*tce	0.0	0.0	-
lab*nce	1.0	0.0	-

Eingabe: Farbmetrisches Offset-Reflektiv-System ORS18

für Buntton $h^* = lab^*h = 305/360 = 0.847$
 lab^*tch und lab^*nch


A: Buntton V
 LCH*Ma: 26 54 305
 olv*Ma: 0.0 0.0 1.0
 Dreiecks-Helligkeit t^*



ORS18; adaptierte CIELAB-Daten

	$L^*=L^*_a$	a^*_a	b^*_a	$C^*_{ab,a}$	$h^*_{ab,a}$
OMa	47.94	65.39	50.52	82.63	38
YMa	90.37	-10.26	91.75	92.32	96
LMa	50.9	-62.83	34.96	71.91	151
CMa	58.62	-30.34	-45.01	54.3	236
VMa	25.72	31.1	-44.4	54.22	305
MMa	48.13	75.28	-8.36	75.74	354
NMa	18.01	0.0	0.0	0.0	0
WMa	95.41	0.0	0.0	0.0	0
RCIE	39.92	58.66	26.98	64.57	25
JCIE	81.26	-2.16	67.76	67.79	92
GCIE	52.23	-42.25	11.76	43.87	164
BCIE	30.57	1.15	-46.84	46.86	271

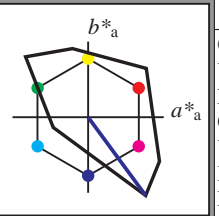
%Umfang
 $u^*_{rel} = 93$
 %Regularität
 $g^*_{H,rel} = 57$
 $g^*_{C,rel} = 59$



Ausgabe: Farbmetrisches Fernseh-Licht-System TLS00

für Buntton $h^* = lab^*h = 306/360 = 0.851$
 lab^*tch und lab^*nch

A: Buntton V
 LCH*Ma: 30 129 306
 olv*Ma: 0.0 0.0 1.0
 Dreiecks-Helligkeit t^*



TLS00; adaptierte CIELAB-Daten

	$L^*=L^*_a$	a^*_a	b^*_a	$C^*_{ab,a}$	$h^*_{ab,a}$
OMa	50.5	76.92	64.55	100.42	40
YMa	92.66	-20.69	90.75	93.08	103
LMa	83.63	-82.75	79.9	115.04	136
CMa	86.88	-46.16	-13.55	48.12	196
VMa	30.39	76.06	-103.59	128.52	306
MMa	57.3	94.35	-58.41	110.97	328
NMa	0.01	0.0	0.0	0.0	0
WMa	95.41	0.0	0.0	0.0	0
RCIE	39.92	58.74	27.99	65.07	25
JCIE	81.26	-2.88	71.56	71.62	92
GCIE	52.23	-42.41	13.6	44.55	162
BCIE	30.57	1.41	-46.46	46.49	272

%Umfang
 $u^*_{rel} = 158$
 %Regularität
 $g^*_{H,rel} = 20$
 $g^*_{C,rel} = 37$

relative Inform. Technology (IT)

olvi3*	1.0	1.0	1.0	(1.0)
cmyn3*	0.0	0.0	0.0	(0.0)
olvi4*	1.0	1.0	1.0	1.0
cmyn4*	0.0	0.0	0.0	0.0

standard and adapted CIELAB

LAB*LAB	95.41	0.0	0.0
LAB*LABa	95.41	0.0	0.0
LAB*TCHa	99.99	0.01	-

relative CIELAB lab*

lab*lab	1.0	0.0	0.0
lab*tch	1.0	0.0	-
lab*nch	0.0	0.0	-

relative Natural Colour (NC)

lab*lrj	1.0	0.0	0.0
lab*tce	1.0	0.0	-
lab*nce	0.0	0.0	-

relative Inform. Technology (IT)

olvi3*	0.5	0.5	1.0	(1.0)
cmyn3*	0.5	0.5	0.0	(0.0)
olvi4*	0.5	0.5	1.0	1.0
cmyn4*	0.5	0.5	0.0	0.0

standard and adapted CIELAB

LAB*LAB	62.9	38.02	-51.78
LAB*LABa	62.9	38.02	-51.78
LAB*TCHa	75.0	64.25	306.29

relative CIELAB lab*

lab*lab	0.659	0.296	-0.402
lab*tch	0.75	0.5	0.851
lab*nch	0.0	0.5	0.851

relative Natural Colour (NC)

lab*lrj	0.659	0.23	-0.443
lab*tce	0.75	0.5	0.826
lab*nce	0.0	0.5	b30r

relative Inform. Technology (IT)

olvi3*	0.5	0.5	0.5	(1.0)
cmyn3*	0.5	0.5	0.5	(0.0)
olvi4*	1.0	1.0	1.0	0.5
cmyn4*	0.0	0.0	0.0	0.5

standard and adapted CIELAB

LAB*LAB	47.72	0.0	0.0
LAB*LABa	47.72	0.0	0.0
LAB*TCHa	50.0	0.01	-

relative CIELAB lab*

lab*lab	0.5	0.0	0.0
lab*tch	0.5	0.0	-
lab*nch	0.5	0.0	-

relative Natural Colour (NC)

lab*lrj	0.5	0.0	0.0
lab*tce	0.5	0.0	-
lab*nce	0.5	0.0	-

relative Inform. Technology (IT)

olvi3*	0.0	0.0	0.5	(1.0)
cmyn3*	1.0	1.0	0.5	(0.0)
olvi4*	0.5	0.5	1.0	0.5
cmyn4*	0.5	0.5	0.0	0.5

standard and adapted CIELAB

LAB*LAB	15.21	38.02	-51.78
LAB*LABa	15.21	38.02	-51.78
LAB*TCHa	25.01	64.25	306.29

relative CIELAB lab*

lab*lab	0.159	0.296	-0.402
lab*tch	0.25	0.5	0.851
lab*nch	0.5	0.5	0.851

relative Natural Colour (NC)

lab*lrj	0.159	0.23	-0.443
lab*tce	0.25	0.5	0.826
lab*nce	0.5	0.5	b30r

relative Inform. Technology (IT)

olvi3*	0.0	0.0	0.0	(1.0)
cmyn3*	1.0	1.0	1.0	(0.0)
olvi4*	1.0	1.0	1.0	0.0
cmyn4*	0.0	0.0	0.0	1.0

standard and adapted CIELAB

LAB*LAB	0.03	0.0	0.0
LAB*LABa	0.03	0.0	0.0
LAB*TCHa	0.01	0.01	-

relative CIELAB lab*

lab*lab	0.0	0.0	0.0
lab*tch	0.0	0.0	-
lab*nch	1.0	0.0	-

relative Natural Colour (NC)

lab*lrj	0.0	0.0	0.0
lab*tce	0.0	0.0	-
lab*nce	1.0	0.0	-

relative Inform. Technology (IT)

olvi3*	0.0	0.0	1.0	(1.0)
cmyn3*	1.0	1.0	0.0	(0.0)
olvi4*	0.0	0.0	1.0	1.0
cmyn4*	1.0	1.0	0.0	0.0

standard and adapted CIELAB

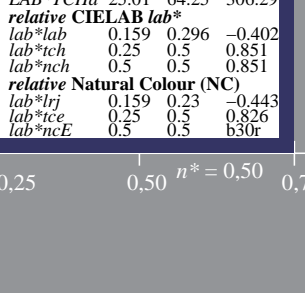
LAB*LAB	30.39	76.04	-103.57
LAB*LABa	30.39	76.04	-103.57
LAB*TCHa	50.0	128.5	306.29

relative CIELAB lab*

lab*lab	0.318	0.592	-0.805
lab*tch	0.5	1.0	0.851
lab*nch	0.0	1.0	0.851

relative Natural Colour (NC)

lab*lrj	0.318	0.459	-0.887
lab*tce	0.5	1.0	0.826
lab*nce	0.0	1.0	b30r



Siehe ähnliche Dateien: <http://www.ps.bam.de/SG00/>
 Technische Information: <http://www.ps.bam.de> Version 2.1, io=0.0, CIELAB

BAM-Registrierung: 20060101-SG00/10L/L00G04FP.PS/.PDF BAM-Material: Code=rh4ta
 Anwendung für Beurteilung und Messung von Drucker- oder Monitorssystemen
 /SG00 Form: 5/10, Serie: 1/1, Seite: 5
 Seitenlung 5

SG000-7, 3 stufige Reihen für konstanten CIELAB Buntton 305/360 = 0.847 (links)

3 stufige Reihen für konstanten CIELAB Buntton 306/360 = 0.851 (rechts)

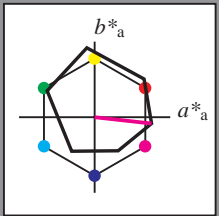
BAM-Prüfvorlage SG00; Farbmetrik-Systeme ORS18 & TLS00 input: `cmY0* setcmykcolor`

A: 3stufige Farbreihen und Koordinatendaten für 10 Bunttöne output: `cmY0*/000n* setcmykcolor`

Eingabe: Farbmétrisches Offset-Reflektiv-System ORS18

für Buntton $h^* = lab^*h = 354/360 = 0.982$
 lab^*tch und lab^*nch

A: Buntton M
 LCH*Ma: 48 76 354
 olv*Ma: 1.0 0.0 1.0
 Dreiecks-Helligkeit t^*



ORS18; adaptierte CIELAB-Daten

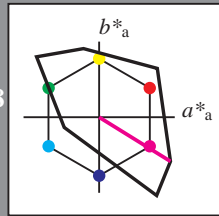
	$L^*=L^*_a$	a^*_a	b^*_a	$C^*_{ab,a}$	$h^*_{ab,a}$
OMa	47.94	65.39	50.52	82.63	38
YMa	90.37	-10.26	91.75	92.32	96
LMa	50.9	-62.83	34.96	71.91	151
CMa	58.62	-30.34	-45.01	54.3	236
VMa	25.72	31.1	-44.4	54.22	305
MMa	48.13	75.28	-8.36	75.74	354
NMa	18.01	0.0	0.0	0.0	0
WMa	95.41	0.0	0.0	0.0	0
RCIE	39.92	58.66	26.98	64.57	25
JCIE	81.26	-2.16	67.76	67.79	92
GCIE	52.23	-42.25	11.76	43.87	164
BCIE	30.57	1.15	-46.84	46.86	271

%Umfang
 $u^*_{rel} = 93$
 %Regularität
 $g^*_{H,rel} = 57$
 $g^*_{C,rel} = 59$

Ausgabe: Farbmétrisches Fernseh-Licht-System TLS00

für Buntton $h^* = lab^*h = 328/360 = 0.912$
 lab^*tch und lab^*nch

A: Buntton M
 LCH*Ma: 57 111 328
 olv*Ma: 1.0 0.0 1.0
 Dreiecks-Helligkeit t^*



TLS00; adaptierte CIELAB-Daten

	$L^*=L^*_a$	a^*_a	b^*_a	$C^*_{ab,a}$	$h^*_{ab,a}$
OMa	50.5	76.92	64.55	100.42	40
YMa	92.66	-20.69	90.75	93.08	103
LMa	83.63	-82.75	79.9	115.04	136
CMa	86.88	-46.16	-13.55	48.12	196
VMa	30.39	76.06	-103.59	128.52	306
MMa	57.3	94.35	-58.41	110.97	328
NMa	0.01	0.0	0.0	0.0	0
WMa	95.41	0.0	0.0	0.0	0
RCIE	39.92	58.74	27.99	65.07	25
JCIE	81.26	-2.88	71.56	71.62	92
GCIE	52.23	-42.41	13.6	44.55	162
BCIE	30.57	1.41	-46.46	46.49	272

%Umfang
 $u^*_{rel} = 158$
 %Regularität
 $g^*_{H,rel} = 20$
 $g^*_{C,rel} = 37$

relative Inform. Technology (IT)
 $olvi3^* = 1.0 \ 1.0 \ 1.0 \ (1.0)$
 $cmyn3^* = 0.0 \ 0.0 \ 0.0 \ (0.0)$
 $olvi4^* = 1.0 \ 1.0 \ 1.0 \ 1.0$
 $cmyn4^* = 0.0 \ 0.0 \ 0.0 \ 0.0$

standard and adapted CIELAB
 $LAB^*LAB = 95.41 \ 0.0 \ 0.0$
 $LAB^*LABa = 95.41 \ 0.0 \ 0.0$
 $LAB^*TCHa = 99.99 \ 0.01 \ -$

relative CIELAB lab*
 $lab^*lab = 1.0 \ 0.0 \ 0.0$
 $lab^*tch = 1.0 \ 0.0 \ -$
 $lab^*nch = 0.0 \ 0.0 \ -$

relative Natural Colour (NC)
 $lab^*lrj = 1.0 \ 0.0 \ 0.0$
 $lab^*tce = 1.0 \ 0.0 \ -$
 $lab^*nce = 0.0 \ 0.0 \ -$

relative Inform. Technology (IT)
 $olvi3^* = 0.5 \ 0.5 \ 0.5 \ (1.0)$
 $cmyn3^* = 0.5 \ 0.5 \ 0.5 \ (0.0)$
 $olvi4^* = 1.0 \ 1.0 \ 1.0 \ 0.5$
 $cmyn4^* = 0.0 \ 0.0 \ 0.0 \ 0.5$

standard and adapted CIELAB
 $LAB^*LAB = 47.72 \ 0.0 \ 0.0$
 $LAB^*LABa = 47.72 \ 0.0 \ 0.0$
 $LAB^*TCHa = 50.0 \ 0.01 \ -$

relative CIELAB lab*
 $lab^*lab = 0.5 \ 0.0 \ 0.0$
 $lab^*tch = 0.5 \ 0.0 \ -$
 $lab^*nch = 0.5 \ 0.0 \ -$

relative Natural Colour (NC)
 $lab^*lrj = 0.5 \ 0.0 \ 0.0$
 $lab^*tce = 0.5 \ 0.0 \ -$
 $lab^*nce = 0.5 \ 0.0 \ -$

relative Inform. Technology (IT)
 $olvi3^* = 0.0 \ 0.0 \ 0.0 \ (1.0)$
 $cmyn3^* = 1.0 \ 1.0 \ 1.0 \ (0.0)$
 $olvi4^* = 1.0 \ 1.0 \ 1.0 \ 0.0$
 $cmyn4^* = 0.0 \ 0.0 \ 0.0 \ 1.0$

standard and adapted CIELAB
 $LAB^*LAB = 0.03 \ 0.0 \ 0.0$
 $LAB^*LABa = 0.03 \ 0.0 \ 0.0$
 $LAB^*TCHa = 0.01 \ 0.01 \ -$

relative CIELAB lab*
 $lab^*lab = 0.0 \ 0.0 \ 0.0$
 $lab^*tch = 0.0 \ 0.0 \ -$
 $lab^*nch = 1.0 \ 0.0 \ -$

relative Natural Colour (NC)
 $lab^*lrj = 0.0 \ 0.0 \ 0.0$
 $lab^*tce = 0.0 \ 0.0 \ -$
 $lab^*nce = 1.0 \ 0.0 \ -$

relative Inform. Technology (IT)
 $olvi3^* = 1.0 \ 0.5 \ 1.0 \ (1.0)$
 $cmyn3^* = 0.0 \ 0.5 \ 0.0 \ (0.0)$
 $olvi4^* = 1.0 \ 0.5 \ 1.0 \ 1.0$
 $cmyn4^* = 0.0 \ 0.5 \ 0.0 \ 0.0$

standard and adapted CIELAB
 $LAB^*LAB = 76.35 \ 47.17 \ -29.19$
 $LAB^*LABa = 76.35 \ 47.17 \ -29.19$
 $LAB^*TCHa = 75.0 \ 55.47 \ 328.23$

relative CIELAB lab*
 $lab^*lab = 0.8 \ 0.425 \ -0.262$
 $lab^*tch = 0.75 \ 0.5 \ 0.912$
 $lab^*nch = 0.0 \ 0.5 \ 0.912$

relative Natural Colour (NC)
 $lab^*lrj = 0.8 \ 0.352 \ -0.354$
 $lab^*tce = 0.75 \ 0.5 \ 0.874$
 $lab^*nce = 0.0 \ 0.5 \ b49r$

relative Inform. Technology (IT)
 $olvi3^* = 0.5 \ 0.0 \ 0.5 \ (1.0)$
 $cmyn3^* = 0.5 \ 1.0 \ 0.5 \ (0.0)$
 $olvi4^* = 1.0 \ 0.5 \ 1.0 \ 0.5$
 $cmyn4^* = 0.0 \ 0.5 \ 0.0 \ 0.5$

standard and adapted CIELAB
 $LAB^*LAB = 28.66 \ 47.17 \ -29.19$
 $LAB^*LABa = 28.66 \ 47.17 \ -29.19$
 $LAB^*TCHa = 25.01 \ 55.47 \ 328.23$

relative CIELAB lab*
 $lab^*lab = 0.3 \ 0.425 \ -0.262$
 $lab^*tch = 0.25 \ 0.5 \ 0.912$
 $lab^*nch = 0.5 \ 0.5 \ 0.912$

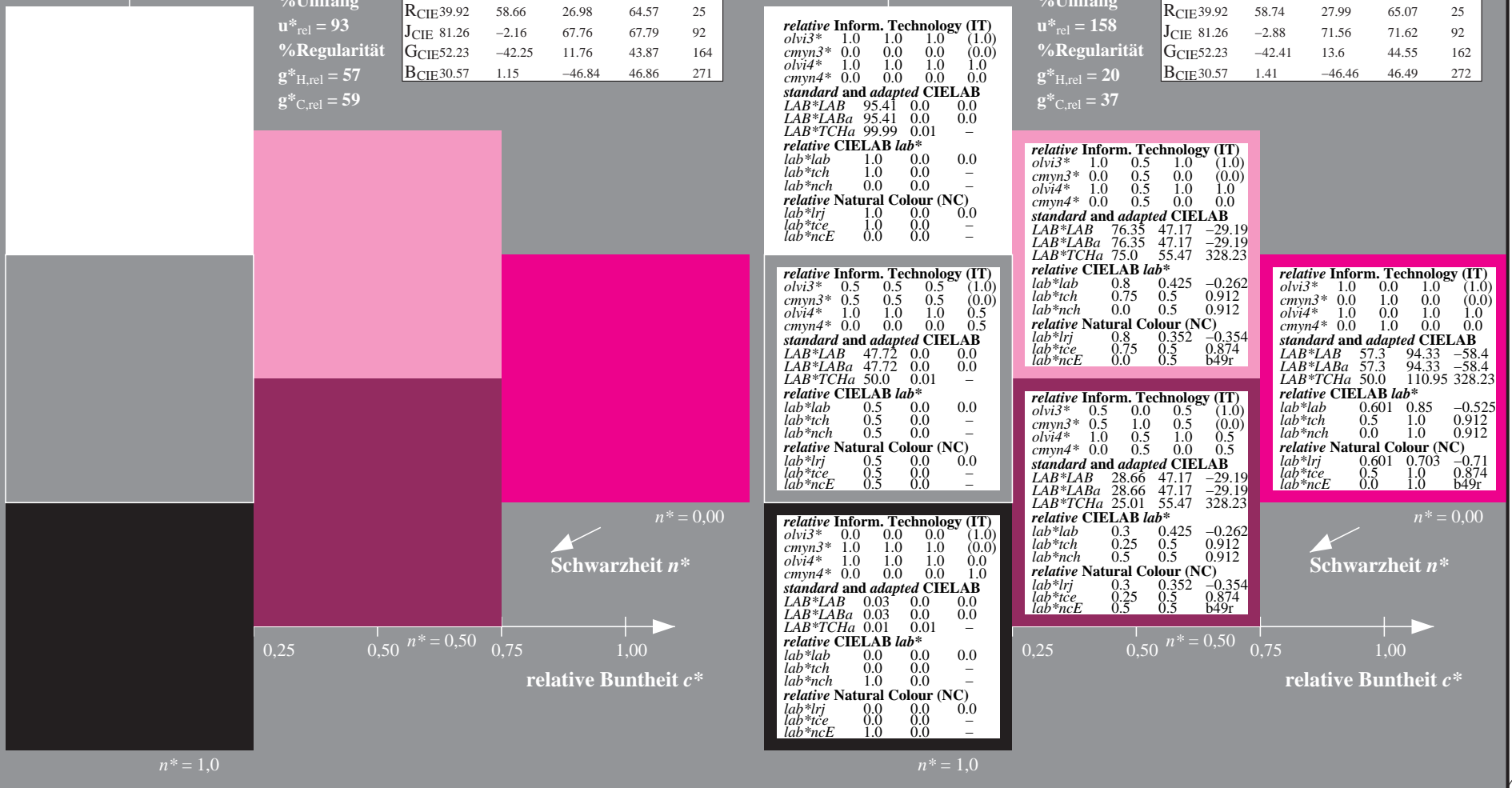
relative Natural Colour (NC)
 $lab^*lrj = 0.3 \ 0.352 \ -0.354$
 $lab^*tce = 0.25 \ 0.5 \ 0.874$
 $lab^*nce = 0.5 \ 0.5 \ b49r$

relative Inform. Technology (IT)
 $olvi3^* = 1.0 \ 0.0 \ 1.0 \ (1.0)$
 $cmyn3^* = 0.0 \ 1.0 \ 0.0 \ (0.0)$
 $olvi4^* = 1.0 \ 0.0 \ 1.0 \ 1.0$
 $cmyn4^* = 0.0 \ 1.0 \ 0.0 \ 0.0$

standard and adapted CIELAB
 $LAB^*LAB = 57.3 \ 94.33 \ -58.4$
 $LAB^*LABa = 57.3 \ 94.33 \ -58.4$
 $LAB^*TCHa = 50.0 \ 110.95 \ 328.23$

relative CIELAB lab*
 $lab^*lab = 0.601 \ 0.85 \ -0.525$
 $lab^*tch = 0.5 \ 1.0 \ 0.912$
 $lab^*nch = 0.0 \ 1.0 \ 0.912$

relative Natural Colour (NC)
 $lab^*lrj = 0.601 \ 0.703 \ -0.71$
 $lab^*tce = 0.5 \ 1.0 \ 0.874$
 $lab^*nce = 0.0 \ 1.0 \ b49r$



Siehe ähnliche Dateien: <http://www.ps.bam.de/SG00/>
 Technische Information: <http://www.ps.bam.de> Version 2.1, io=0.0, CIELAB

BAM-Registrierung: 20060101-SG00/10L/L00G05FP.PS/.PDF BAM-Material: Code=rh4ta
 Anwendung für Beurteilung und Messung von Drucker- oder Monitorssystemen
 /SG00 Form: 6/10, Serie: 1/1, Seite: 6
 Seitenlung 6

SG000-7, 3 stufige Reihen für konstanten CIELAB Buntton 354/360 = 0.982 (links)

3 stufige Reihen für konstanten CIELAB Buntton 328/360 = 0.912 (rechts)

BAM-Prüfvorlage SG00; Farbmétrik-Systeme ORS18 & TLS00 input: $cmY0^* \ setcmykcolor$

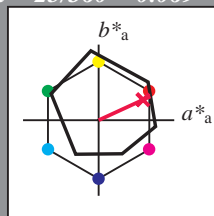
A: 3stufige Farbreihen und Koordinatendaten für 10 Bunttöne output: $cmY0^* / 000n^* \ setcmykcolor$

Eingabe: Farbmétrisches Offset-Reflektiv-System ORS18

für Buntton $h^* = lab^*h = 25/360 = 0.069$
 lab^*tch und lab^*nch

A: Buntton R
 LCH*Ma: 48 75 25
 olv*Ma: 1.0 0.0 0.32

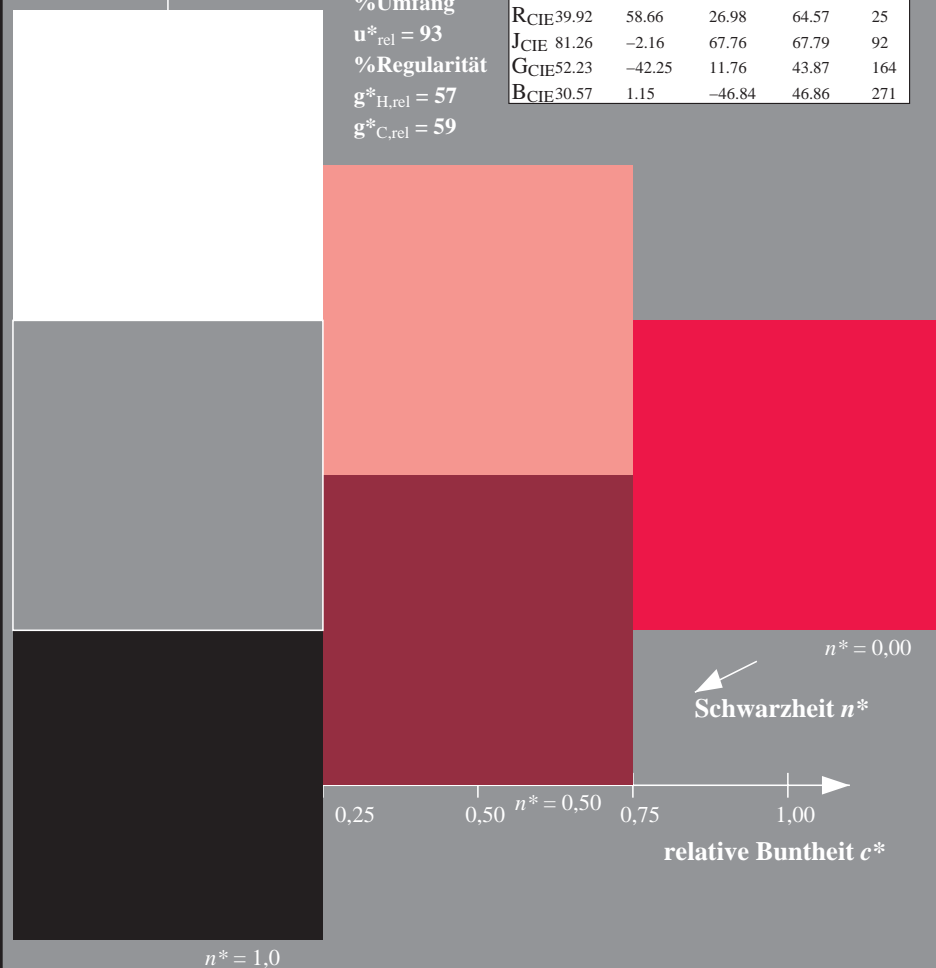
Dreiecks-Helligkeit t^*



ORS18; adaptierte CIELAB-Daten

	$L^*=L^*_a$	a^*_a	b^*_a	$C^*_{ab,a}$	$h^*_{ab,a}$
OMa	47.94	65.39	50.52	82.63	38
YMa	90.37	-10.26	91.75	92.32	96
LMa	50.9	-62.83	34.96	71.91	151
CMa	58.62	-30.34	-45.01	54.3	236
VMa	25.72	31.1	-44.4	54.22	305
MMa	48.13	75.28	-8.36	75.74	354
NMa	18.01	0.0	0.0	0.0	0
WMa	95.41	0.0	0.0	0.0	0
RCIE	39.92	58.66	26.98	64.57	25
JCIE	81.26	-2.16	67.76	67.79	92
GCIE	52.23	-42.25	11.76	43.87	164
BCIE	30.57	1.15	-46.84	46.86	271

%Umfang
 $u^*_{rel} = 93$
 %Regularität
 $g^*_{H,rel} = 57$
 $g^*_{C,rel} = 59$

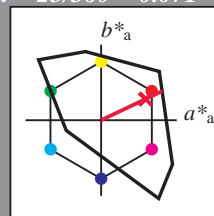


Ausgabe: Farbmétrisches Fernseh-Licht-System TLS00

für Buntton $h^* = lab^*h = 25/360 = 0.071$
 lab^*tch und lab^*nch

A: Buntton R
 LCH*Ma: 52 89 25
 olv*Ma: 1.0 0.0 0.21

Dreiecks-Helligkeit t^*



TLS00; adaptierte CIELAB-Daten

	$L^*=L^*_a$	a^*_a	b^*_a	$C^*_{ab,a}$	$h^*_{ab,a}$
OMa	50.5	76.92	64.55	100.42	40
YMa	92.66	-20.69	90.75	93.08	103
LMa	83.63	-82.75	79.9	115.04	136
CMa	86.88	-46.16	-13.55	48.12	196
VMa	30.39	76.06	-103.59	128.52	306
MMa	57.3	94.35	-58.41	110.97	328
NMa	0.01	0.0	0.0	0.0	0
WMa	95.41	0.0	0.0	0.0	0
RCIE	39.92	58.74	27.99	65.07	25
JCIE	81.26	-2.88	71.56	71.62	92
GCIE	52.23	-42.41	13.6	44.55	162
BCIE	30.57	1.41	-46.46	46.49	272

%Umfang
 $u^*_{rel} = 158$
 %Regularität
 $g^*_{H,rel} = 20$
 $g^*_{C,rel} = 37$

relative Inform. Technology (IT)

olvi3*	1.0	1.0	1.0	(1.0)
cmyn3*	0.0	0.0	0.0	(0.0)
olvi4*	1.0	1.0	1.0	1.0
cmyn4*	0.0	0.0	0.0	0.0

standard and adapted CIELAB

LAB*LAB	95.41	0.0	0.0
LAB*LABa	95.41	0.0	0.0
LAB*TCHa	99.99	0.01	-

relative CIELAB lab*

lab*lab	1.0	0.0	0.0
lab*tch	1.0	0.0	-
lab*nch	0.0	0.0	-

relative Natural Colour (NC)

lab*lrj	1.0	0.0	0.0
lab*tce	1.0	0.0	-
lab*nce	0.0	0.0	-

relative Inform. Technology (IT)

olvi3*	1.0	0.5	0.606	(1.0)
cmyn3*	0.0	0.5	0.394	(0.0)
olvi4*	1.0	0.5	0.606	1.0
cmyn4*	0.0	0.5	0.394	0.0

standard and adapted CIELAB

LAB*LAB	73.67	40.3	19.2
LAB*LABa	73.67	40.3	19.2
LAB*TCHa	75.0	44.64	25.47

relative CIELAB lab*

lab*lab	0.772	0.451	0.215
lab*tch	0.75	0.5	0.071
lab*nch	0.0	0.5	0.071

relative Natural Colour (NC)

lab*lrj	0.772	0.5	0.0
lab*tce	0.75	0.5	1.0
lab*nce	0.0	0.5	b99r

relative Inform. Technology (IT)

olvi3*	0.5	0.5	0.5	(1.0)
cmyn3*	0.5	0.5	0.5	(0.0)
olvi4*	1.0	1.0	1.0	0.5
cmyn4*	0.0	0.0	0.0	0.5

standard and adapted CIELAB

LAB*LAB	47.72	0.0	0.0
LAB*LABa	47.72	0.0	0.0
LAB*TCHa	50.0	0.01	-

relative CIELAB lab*

lab*lab	0.5	0.0	0.0
lab*tch	0.5	0.0	-
lab*nch	0.5	0.0	-

relative Natural Colour (NC)

lab*lrj	0.5	0.0	0.0
lab*tce	0.5	0.0	-
lab*nce	0.5	0.0	-

relative Inform. Technology (IT)

olvi3*	0.5	0.0	0.106	(1.0)
cmyn3*	0.5	1.0	0.894	(0.0)
olvi4*	1.0	0.5	0.606	0.5
cmyn4*	0.0	0.5	0.394	0.5

standard and adapted CIELAB

LAB*LAB	25.98	40.3	19.21
LAB*LABa	25.98	40.3	19.21
LAB*TCHa	25.01	44.65	25.49

relative CIELAB lab*

lab*lab	0.272	0.451	0.215
lab*tch	0.25	0.5	0.071
lab*nch	0.5	0.5	0.071

relative Natural Colour (NC)

lab*lrj	0.272	0.5	0.0
lab*tce	0.25	0.5	0.0
lab*nce	0.5	0.5	r00j

relative Inform. Technology (IT)

olvi3*	1.0	0.0	0.213	(1.0)
cmyn3*	0.0	1.0	0.787	(0.0)
olvi4*	1.0	0.0	0.213	1.0
cmyn4*	0.0	1.0	0.787	0.0

standard and adapted CIELAB


LAB*LAB	51.94	80.61	38.42
LAB*LABa	51.94	80.61	38.42
LAB*TCHa	50.0	89.29	25.48

relative CIELAB lab*

lab*lab	0.544	0.903	0.43
lab*tch	0.5	1.0	0.071
lab*nch	0.0	1.0	0.071

relative Natural Colour (NC)

lab*lrj	0.544	1.0	0.0
lab*tce	0.5	1.0	0.0
lab*nce	0.0	1.0	r00j



relative Inform. Technology (IT)

olvi3*	0.0	0.0	0.0	(1.0)
cmyn3*	1.0	1.0	1.0	(0.0)
olvi4*	1.0	1.0	1.0	0.0
cmyn4*	0.0	0.0	0.0	1.0

standard and adapted CIELAB

LAB*LAB	0.03	0.0	0.0
LAB*LABa	0.03	0.0	0.0
LAB*TCHa	0.01	0.01	-

relative CIELAB lab*

lab*lab	0.0	0.0	0.0
lab*tch	0.0	0.0	-
lab*nch	1.0	0.0	-

relative Natural Colour (NC)

lab*lrj	0.0	0.0	0.0
lab*tce	0.0	0.0	-
lab*nce	1.0	0.0	-

Siehe ähnliche Dateien: <http://www.ps.bam.de/SG00/>
 Technische Information: <http://www.ps.bam.de> Version 2.1, io=0.0, CIELAB

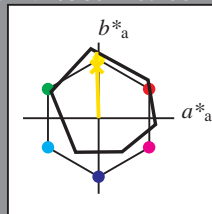
BAM-Registrierung: 20060101-SG00/10L/L00G06FP.PS/.PDF BAM-Material: Code=rh4ta
 Anwendung für Beurteilung und Messung von Drucker- oder Monitorssystemen
 /SG00 Form: 7/10, Serie: 1/1, Seite: 7 Seite: 7

Eingabe: Farbmétrisches Offset-Reflektiv-System ORS18

für Buntton $h^* = lab^*h = 92/360 = 0.255$
 lab^*tch und lab^*nch

A: Buntton J
 LCH*Ma: 86 88 92
 olv*Ma: 1.0 0.9 0.0

Dreiecks-Helligkeit t^*



ORS18; adaptierte CIELAB-Daten

	$L^*=L^*_a$	a^*_a	b^*_a	$C^*_{ab,a}$	$h^*_{ab,a}$
OMa	47.94	65.39	50.52	82.63	38
YMa	90.37	-10.26	91.75	92.32	96
LMa	50.9	-62.83	34.96	71.91	151
CMa	58.62	-30.34	-45.01	54.3	236
VMa	25.72	31.1	-44.4	54.22	305
MMa	48.13	75.28	-8.36	75.74	354
NMa	18.01	0.0	0.0	0.0	0
WMa	95.41	0.0	0.0	0.0	0
RCIE	39.92	58.66	26.98	64.57	25
JCIE	81.26	-2.16	67.76	67.79	92
GCIE	52.23	-42.25	11.76	43.87	164
BCIE	30.57	1.15	-46.84	46.86	271

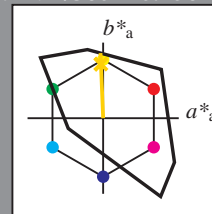
%Umfang
 $u^*_{rel} = 93$
 %Regularität
 $g^*_{H,rel} = 57$
 $g^*_{C,rel} = 59$

Ausgabe: Farbmétrisches Fernseh-Licht-System TLS00

für Buntton $h^* = lab^*h = 92/360 = 0.256$
 lab^*tch und lab^*nch

A: Buntton J
 LCH*Ma: 85 86 92
 olv*Ma: 1.0 0.82 0.0

Dreiecks-Helligkeit t^*



TLS00; adaptierte CIELAB-Daten

	$L^*=L^*_a$	a^*_a	b^*_a	$C^*_{ab,a}$	$h^*_{ab,a}$
OMa	50.5	76.92	64.55	100.42	40
YMa	92.66	-20.69	90.75	93.08	103
LMa	83.63	-82.75	79.9	115.04	136
CMa	86.88	-46.16	-13.55	48.12	196
VMa	30.39	76.06	-103.59	128.52	306
MMa	57.3	94.35	-58.41	110.97	328
NMa	0.01	0.0	0.0	0.0	0
WMa	95.41	0.0	0.0	0.0	0
RCIE	39.92	58.74	27.99	65.07	25
JCIE	81.26	-2.88	71.56	71.62	92
GCIE	52.23	-42.41	13.6	44.55	162
BCIE	30.57	1.41	-46.46	46.49	272

%Umfang
 $u^*_{rel} = 158$
 %Regularität
 $g^*_{H,rel} = 20$
 $g^*_{C,rel} = 37$

relative Inform. Technology (IT)
 $olvi3^* = 1.0 \ 1.0 \ 1.0 \ (1.0)$
 $cmyn3^* = 0.0 \ 0.0 \ 0.0 \ (0.0)$
 $olvi4^* = 1.0 \ 1.0 \ 1.0 \ 1.0$
 $cmyn4^* = 0.0 \ 0.0 \ 0.0 \ 0.0$

standard and adapted CIELAB
 $LAB^*LAB = 95.41 \ 0.0 \ 0.0$
 $LAB^*LABa = 95.41 \ 0.0 \ 0.0$
 $LAB^*TCHa = 99.99 \ 0.01 \ -$

relative CIELAB lab*
 $lab^*lab = 1.0 \ 0.0 \ 0.0$
 $lab^*tch = 1.0 \ 0.0 \ -$
 $lab^*nch = 0.0 \ 0.0 \ -$

relative Natural Colour (NC)
 $lab^*lrj = 1.0 \ 0.0 \ 0.0$
 $lab^*tce = 1.0 \ 0.0 \ -$
 $lab^*nce = 0.0 \ 0.0 \ -$

relative Inform. Technology (IT)
 $olvi3^* = 0.5 \ 0.5 \ 0.5 \ (1.0)$
 $cmyn3^* = 0.5 \ 0.5 \ 0.5 \ (0.0)$
 $olvi4^* = 1.0 \ 1.0 \ 1.0 \ 0.5$
 $cmyn4^* = 0.0 \ 0.0 \ 0.0 \ 0.5$

standard and adapted CIELAB
 $LAB^*LAB = 47.72 \ 0.0 \ 0.0$
 $LAB^*LABa = 47.72 \ 0.0 \ 0.0$
 $LAB^*TCHa = 50.0 \ 0.01 \ -$

relative CIELAB lab*
 $lab^*lab = 0.5 \ 0.0 \ 0.0$
 $lab^*tch = 0.5 \ 0.0 \ -$
 $lab^*nch = 0.5 \ 0.0 \ -$

relative Natural Colour (NC)
 $lab^*lrj = 0.5 \ 0.0 \ 0.0$
 $lab^*tce = 0.5 \ 0.0 \ -$
 $lab^*nce = 0.5 \ 0.0 \ -$

relative Inform. Technology (IT)
 $olvi3^* = 0.0 \ 0.0 \ 0.0 \ (1.0)$
 $cmyn3^* = 1.0 \ 1.0 \ 1.0 \ (0.0)$
 $olvi4^* = 1.0 \ 1.0 \ 1.0 \ 0.0$
 $cmyn4^* = 0.0 \ 0.0 \ 0.0 \ 1.0$

standard and adapted CIELAB
 $LAB^*LAB = 0.03 \ 0.0 \ 0.0$
 $LAB^*LABa = 0.03 \ 0.0 \ 0.0$
 $LAB^*TCHa = 0.01 \ 0.01 \ -$

relative CIELAB lab*
 $lab^*lab = 0.0 \ 0.0 \ 0.0$
 $lab^*tch = 0.0 \ 0.0 \ -$
 $lab^*nch = 1.0 \ 0.0 \ -$

relative Natural Colour (NC)
 $lab^*lrj = 0.0 \ 0.0 \ 0.0$
 $lab^*tce = 0.0 \ 0.0 \ -$
 $lab^*nce = 1.0 \ 0.0 \ -$

relative Inform. Technology (IT)
 $olvi3^* = 1.0 \ 0.912 \ 0.5 \ (1.0)$
 $cmyn3^* = 0.0 \ 0.088 \ 0.5 \ (0.0)$
 $olvi4^* = 1.0 \ 0.912 \ 0.5 \ 1.0$
 $cmyn4^* = 0.0 \ 0.088 \ 0.5 \ 0.0$

standard and adapted CIELAB
 $LAB^*LAB = 90.31 \ -1.74 \ 43.06$
 $LAB^*LABa = 90.31 \ -1.74 \ 43.06$
 $LAB^*TCHa = 75.0 \ 43.09 \ 92.32$

relative CIELAB lab*
 $lab^*lab = 0.947 \ -0.019 \ 0.499$
 $lab^*tch = 0.75 \ 0.5 \ 0.256$
 $lab^*nch = 0.0 \ 0.5 \ 0.256$

relative Natural Colour (NC)
 $lab^*lrj = 0.947 \ 0.0 \ 0.5$
 $lab^*tce = 0.75 \ 0.5 \ 0.25$
 $lab^*nce = 0.0 \ 0.5 \ j00g$

relative Inform. Technology (IT)
 $olvi3^* = 0.5 \ 0.412 \ 0.0 \ (1.0)$
 $cmyn3^* = 0.5 \ 0.588 \ 1.0 \ (0.0)$
 $olvi4^* = 1.0 \ 0.912 \ 0.5 \ 0.5$
 $cmyn4^* = 0.0 \ 0.088 \ 0.5 \ 0.5$

standard and adapted CIELAB
 $LAB^*LAB = 42.62 \ -1.73 \ 43.05$
 $LAB^*LABa = 42.62 \ -1.73 \ 43.05$
 $LAB^*TCHa = 25.01 \ 43.09 \ 92.31$

relative CIELAB lab*
 $lab^*lab = 0.447 \ -0.019 \ 0.499$
 $lab^*tch = 0.25 \ 0.5 \ 0.256$
 $lab^*nch = 0.5 \ 0.5 \ 0.256$

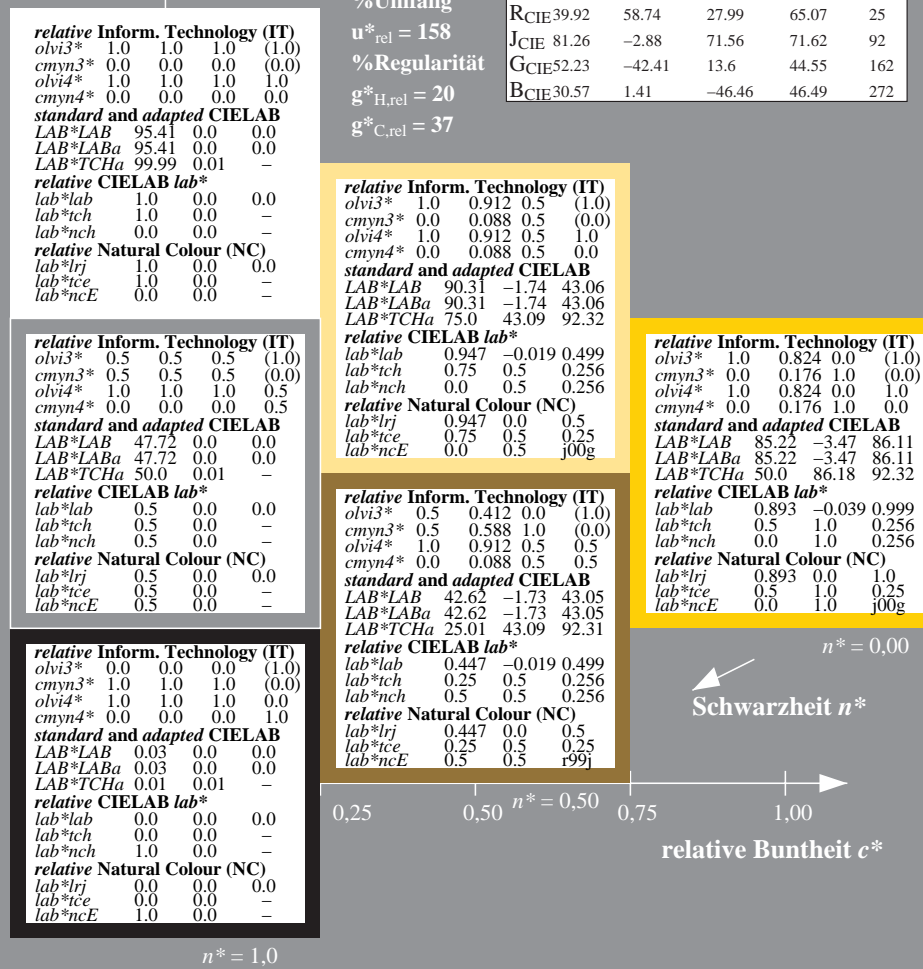

relative Natural Colour (NC)
 $lab^*lrj = 0.447 \ 0.0 \ 0.5$
 $lab^*tce = 0.25 \ 0.5 \ 0.25$
 $lab^*nce = 0.5 \ 0.5 \ j99j$

relative Inform. Technology (IT)
 $olvi3^* = 1.0 \ 0.824 \ 0.0 \ (1.0)$
 $cmyn3^* = 0.0 \ 0.176 \ 1.0 \ (0.0)$
 $olvi4^* = 1.0 \ 0.824 \ 0.0 \ 1.0$
 $cmyn4^* = 0.0 \ 0.176 \ 1.0 \ 0.0$

standard and adapted CIELAB
 $LAB^*LAB = 85.22 \ -3.47 \ 86.11$
 $LAB^*LABa = 85.22 \ -3.47 \ 86.11$
 $LAB^*TCHa = 50.0 \ 86.18 \ 92.32$

relative CIELAB lab*
 $lab^*lab = 0.893 \ -0.039 \ 0.999$
 $lab^*tch = 0.5 \ 1.0 \ 0.256$
 $lab^*nch = 0.0 \ 1.0 \ 0.256$

relative Natural Colour (NC)
 $lab^*lrj = 0.893 \ 0.0 \ 1.0$
 $lab^*tce = 0.5 \ 1.0 \ 0.25$
 $lab^*nce = 0.0 \ 1.0 \ j00g$



Siehe ähnliche Dateien: <http://www.ps.bam.de/SG00/>
 Technische Information: <http://www.ps.bam.de> Version 2.1, io=0.0, CIELAB

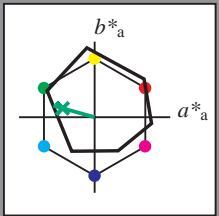
BAM-Registrierung: 20060101-SG00/10L/L00G07FP.PS/.PDF BAM-Material: Code=rh4ta
 Anwendung für Beurteilung und Messung von Drucker- oder Monitorsystemen
 /SG00 Form: 8/10, Serie: 1/1, Seite: 8
 Seitenlung 8

Eingabe: Farbmatisches Offset-Reflektiv-System ORS18

für Buntton $h^* = lab^*h = 164/360 = 0.457$
 lab^*tch und lab^*nch

A: Buntton G
 LCH*Ma: 53 57 164
 olv*Ma: 0.0 1.0 0.25

Dreiecks-Helligkeit t^*



ORS18; adaptierte CIELAB-Daten

	$L^*=L^*_a$	a^*_a	b^*_a	$C^*_{ab,a}$	$h^*_{ab,a}$
OMa	47.94	65.39	50.52	82.63	38
YMa	90.37	-10.26	91.75	92.32	96
LMa	50.9	-62.83	34.96	71.91	151
CMa	58.62	-30.34	-45.01	54.3	236
VMa	25.72	31.1	-44.4	54.22	305
MMa	48.13	75.28	-8.36	75.74	354
NMa	18.01	0.0	0.0	0.0	0
WMa	95.41	0.0	0.0	0.0	0
RCIE	39.92	58.66	26.98	64.57	25
JCIE	81.26	-2.16	67.76	67.79	92
GCIE	52.23	-42.25	11.76	43.87	164
BCIE	30.57	1.15	-46.84	46.86	271

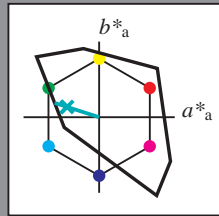
%Umfang
 $u^*_{rel} = 93$
 %Regularität
 $g^*_{H,rel} = 57$
 $g^*_{C,rel} = 59$

Ausgabe: Farbmatisches Fernseh-Licht-System TLS00

für Buntton $h^* = lab^*h = 162/360 = 0.451$
 lab^*tch und lab^*nch

A: Buntton G
 LCH*Ma: 86 62 162
 olv*Ma: 0.0 1.0 0.65

Dreiecks-Helligkeit t^*



TLS00; adaptierte CIELAB-Daten

	$L^*=L^*_a$	a^*_a	b^*_a	$C^*_{ab,a}$	$h^*_{ab,a}$
OMa	50.5	76.92	64.55	100.42	40
YMa	92.66	-20.69	90.75	93.08	103
LMa	83.63	-82.75	79.9	115.04	136
CMa	86.88	-46.16	-13.55	48.12	196
VMa	30.39	76.06	-103.59	128.52	306
MMa	57.3	94.35	-58.41	110.97	328
NMa	0.01	0.0	0.0	0.0	0
WMa	95.41	0.0	0.0	0.0	0
RCIE	39.92	58.74	27.99	65.07	25
JCIE	81.26	-2.88	71.56	71.62	92
GCIE	52.23	-42.41	13.6	44.55	162
BCIE	30.57	1.41	-46.46	46.49	272

%Umfang
 $u^*_{rel} = 158$
 %Regularität
 $g^*_{H,rel} = 20$
 $g^*_{C,rel} = 37$

relative Inform. Technology (IT)
 $olvi3^* = 1.0 \ 1.0 \ 1.0 \ (1.0)$
 $cmyn3^* = 0.0 \ 0.0 \ 0.0 \ (0.0)$
 $olvi4^* = 1.0 \ 1.0 \ 1.0 \ 1.0$
 $cmyn4^* = 0.0 \ 0.0 \ 0.0 \ 0.0$

standard and adapted CIELAB
 $LAB^*LAB = 95.41 \ 0.0 \ 0.0$
 $LAB^*LABa = 95.41 \ 0.0 \ 0.0$
 $LAB^*TCHa = 99.99 \ 0.01 \ -$

relative CIELAB lab*
 $lab^*lab = 1.0 \ 0.0 \ 0.0$
 $lab^*tch = 1.0 \ 0.0 \ -$
 $lab^*nch = 0.0 \ 0.0 \ -$

relative Natural Colour (NC)
 $lab^*lrj = 1.0 \ 0.0 \ 0.0$
 $lab^*tce = 1.0 \ 0.0 \ -$
 $lab^*nce = 0.0 \ 0.0 \ -$

relative Inform. Technology (IT)
 $olvi3^* = 0.5 \ 0.5 \ 0.5 \ (1.0)$
 $cmyn3^* = 0.5 \ 0.5 \ 0.5 \ (0.0)$
 $olvi4^* = 1.0 \ 1.0 \ 1.0 \ 0.5$
 $cmyn4^* = 0.0 \ 0.0 \ 0.0 \ 0.5$

standard and adapted CIELAB
 $LAB^*LAB = 47.72 \ 0.0 \ 0.0$
 $LAB^*LABa = 47.72 \ 0.0 \ 0.0$
 $LAB^*TCHa = 50.0 \ 0.01 \ -$

relative CIELAB lab*
 $lab^*lab = 0.5 \ 0.0 \ 0.0$
 $lab^*tch = 0.5 \ 0.0 \ -$
 $lab^*nch = 0.5 \ 0.0 \ -$

relative Natural Colour (NC)
 $lab^*lrj = 0.5 \ 0.0 \ 0.0$
 $lab^*tce = 0.5 \ 0.0 \ -$
 $lab^*nce = 0.5 \ 0.0 \ -$

relative Inform. Technology (IT)
 $olvi3^* = 0.0 \ 0.0 \ 0.0 \ (1.0)$
 $cmyn3^* = 1.0 \ 1.0 \ 1.0 \ (0.0)$
 $olvi4^* = 1.0 \ 1.0 \ 1.0 \ 0.0$
 $cmyn4^* = 0.0 \ 0.0 \ 0.0 \ 1.0$

standard and adapted CIELAB
 $LAB^*LAB = 0.03 \ 0.0 \ 0.0$
 $LAB^*LABa = 0.03 \ 0.0 \ 0.0$
 $LAB^*TCHa = 0.01 \ 0.01 \ -$

relative CIELAB lab*
 $lab^*lab = 0.0 \ 0.0 \ 0.0$
 $lab^*tch = 0.0 \ 0.0 \ -$
 $lab^*nch = 1.0 \ 0.0 \ -$

relative Natural Colour (NC)
 $lab^*lrj = 0.0 \ 0.0 \ 0.0$
 $lab^*tce = 0.0 \ 0.0 \ -$
 $lab^*nce = 1.0 \ 0.0 \ -$

relative Inform. Technology (IT)
 $olvi3^* = 0.5 \ 1.0 \ 0.826 \ (1.0)$
 $cmyn3^* = 0.5 \ 0.0 \ 0.174 \ (0.0)$
 $olvi4^* = 0.5 \ 1.0 \ 0.827 \ 1.0$
 $cmyn4^* = 0.5 \ 0.0 \ 0.173 \ 0.0$

standard and adapted CIELAB
 $LAB^*LAB = 90.57 \ -29.42 \ 9.43$
 $LAB^*LABa = 90.57 \ -29.42 \ 9.43$
 $LAB^*TCHa = 75.0 \ 30.9 \ 162.23$

relative CIELAB lab*
 $lab^*lab = 0.949 \ -0.475 \ 0.153$
 $lab^*tch = 0.75 \ 0.5 \ 0.451$
 $lab^*nch = 0.0 \ 0.5 \ 0.451$

relative Natural Colour (NC)
 $lab^*lrj = 0.949 \ -0.499 \ 0.0$
 $lab^*tce = 0.75 \ 0.5 \ 0.5$
 $lab^*nce = 0.0 \ 0.5 \ g00b$

relative Inform. Technology (IT)
 $olvi3^* = 0.0 \ 0.5 \ 0.326 \ (1.0)$
 $cmyn3^* = 1.0 \ 0.5 \ 0.674 \ (0.0)$
 $olvi4^* = 0.5 \ 1.0 \ 0.826 \ 0.5$
 $cmyn4^* = 0.5 \ 0.0 \ 0.174 \ 0.5$

standard and adapted CIELAB
 $LAB^*LAB = 42.88 \ -29.42 \ 9.44$
 $LAB^*LABa = 42.88 \ -29.42 \ 9.44$
 $LAB^*TCHa = 25.01 \ 30.91 \ 162.22$

relative CIELAB lab*
 $lab^*lab = 0.449 \ -0.475 \ 0.153$
 $lab^*tch = 0.25 \ 0.5 \ 0.451$
 $lab^*nch = 0.5 \ 0.5 \ 0.451$

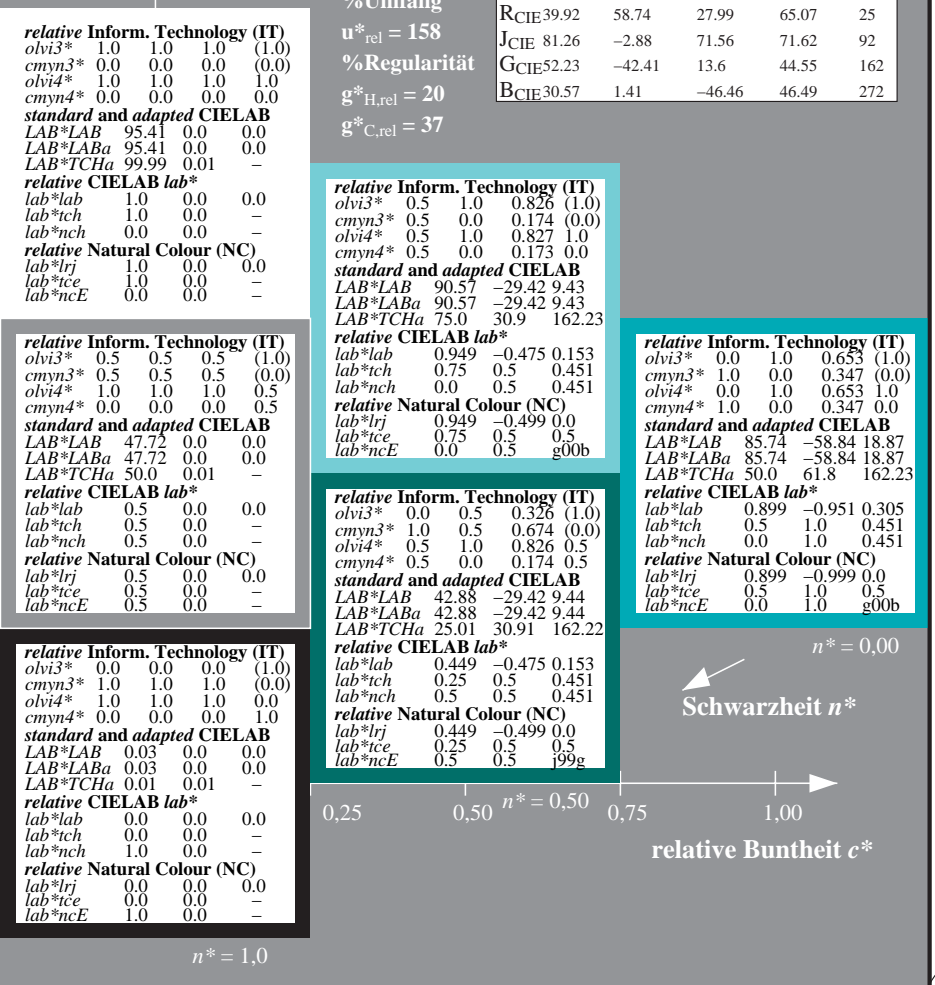
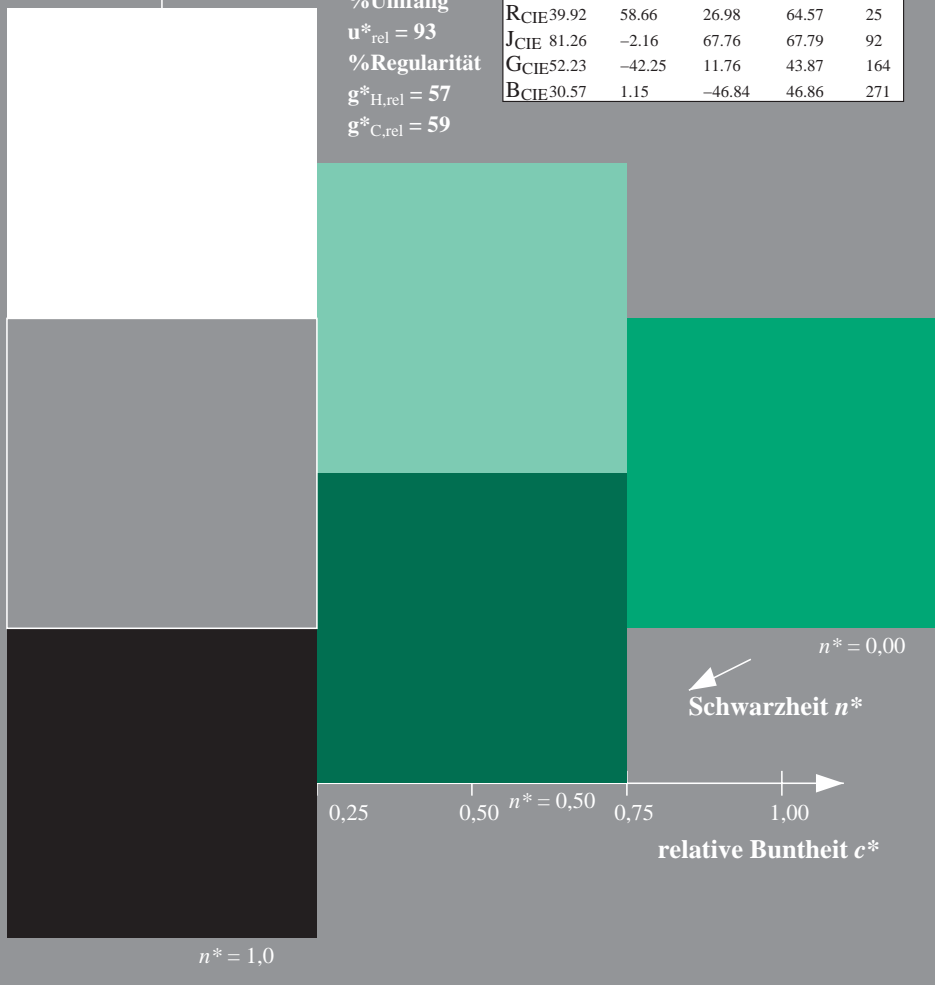
relative Natural Colour (NC)
 $lab^*lrj = 0.449 \ -0.499 \ 0.0$
 $lab^*tce = 0.25 \ 0.5 \ 0.5$
 $lab^*nce = 0.5 \ 0.5 \ g99g$

relative Inform. Technology (IT)
 $olvi3^* = 0.0 \ 1.0 \ 0.653 \ (1.0)$
 $cmyn3^* = 1.0 \ 0.0 \ 0.347 \ (0.0)$
 $olvi4^* = 0.0 \ 1.0 \ 0.653 \ 1.0$
 $cmyn4^* = 1.0 \ 0.0 \ 0.347 \ 0.0$

standard and adapted CIELAB
 $LAB^*LAB = 85.74 \ -58.84 \ 18.87$
 $LAB^*LABa = 85.74 \ -58.84 \ 18.87$
 $LAB^*TCHa = 50.0 \ 61.8 \ 162.23$

relative CIELAB lab*
 $lab^*lab = 0.899 \ -0.951 \ 0.305$
 $lab^*tch = 0.5 \ 1.0 \ 0.451$
 $lab^*nch = 0.0 \ 1.0 \ 0.451$

relative Natural Colour (NC)
 $lab^*lrj = 0.899 \ -0.999 \ 0.0$
 $lab^*tce = 0.5 \ 1.0 \ 0.5$
 $lab^*nce = 0.0 \ 1.0 \ g00b$



SG000-7, 3 stufige Reihen für konstanten CIELAB Buntton 164/360 = 0.457 (links)

3 stufige Reihen für konstanten CIELAB Buntton 162/360 = 0.451 (rechts)

BAM-Prüfvorlage SG00; Farbmatrik-Systeme ORS18 & TLS00 input: $cmY0^* \ setcmykcolor$

A: 3stufige Farbreihen und Koordinatendaten für 10 Bunttöne output: $cmY0^* / 000n^* \ setcmykcolor$

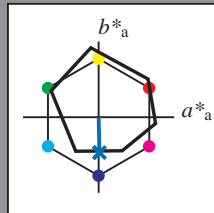
Siehe ähnliche Dateien: <http://www.ps.bam.de/SG00/>
 Technische Information: <http://www.ps.bam.de> Version 2.1, io=0.0, CIELAB

BAM-Registrierung: 20060101-SG00/10L/L00G08FP.PS/.PDF BAM-Material: Code=rh4ta
 Anwendung für Beurteilung und Messung von Drucker- oder Monitorssystemen
 /SG00 Form: 9/10, Serie: 1/1, Seite: 9
 Seitenlung 9

Eingabe: Farbmétrisches Offset-Reflektiv-System ORS18

für Buntton $h^* = lab^*h = 271/360 = 0.754$
 lab^*tch und lab^*nch

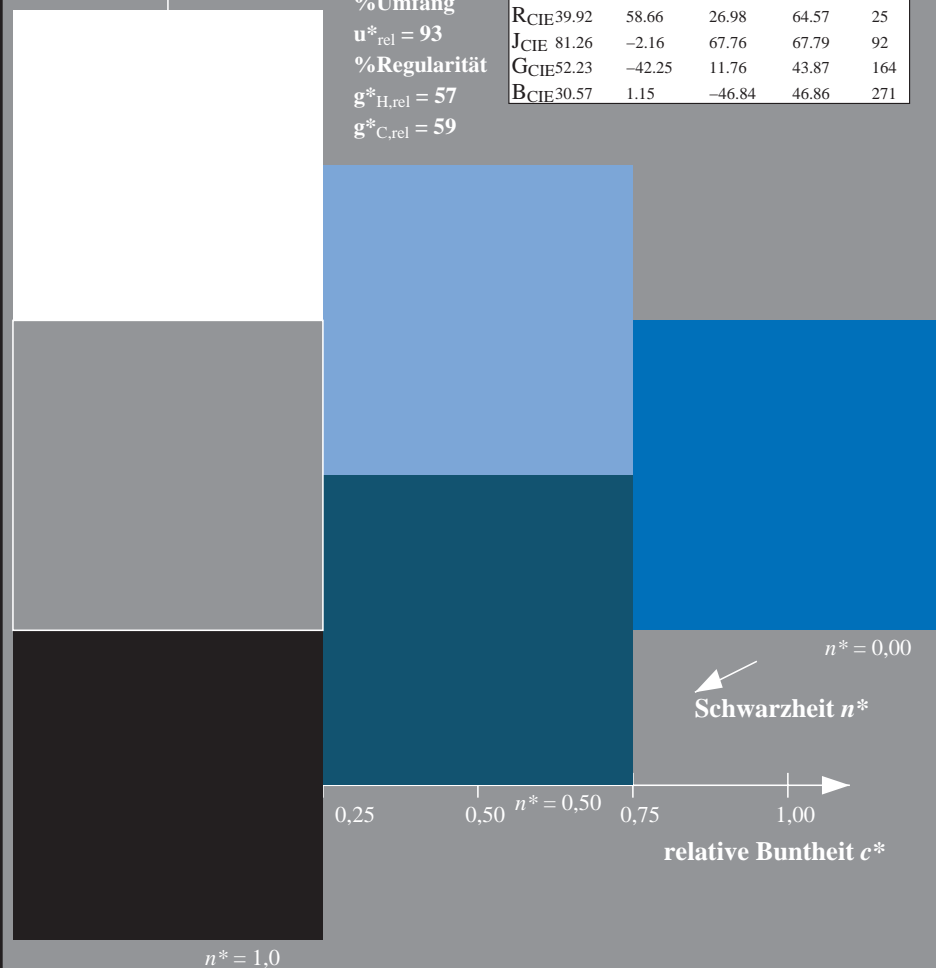
A: Buntton B
 LCH*Ma: 42 45 271
 olv*Ma: 0.0 0.49 1.0
 Dreiecks-Helligkeit t^*



ORS18; adaptierte CIELAB-Daten

	$L^*=L^*_a$	a^*_a	b^*_a	$C^*_{ab,a}$	$h^*_{ab,a}$
OMa	47.94	65.39	50.52	82.63	38
YMa	90.37	-10.26	91.75	92.32	96
LMa	50.9	-62.83	34.96	71.91	151
CMa	58.62	-30.34	-45.01	54.3	236
VMa	25.72	31.1	-44.4	54.22	305
MMa	48.13	75.28	-8.36	75.74	354
NMa	18.01	0.0	0.0	0.0	0
WMa	95.41	0.0	0.0	0.0	0
RCIE	39.92	58.66	26.98	64.57	25
JCIE	81.26	-2.16	67.76	67.79	92
GCIE	52.23	-42.25	11.76	43.87	164
BCIE	30.57	1.15	-46.84	46.86	271

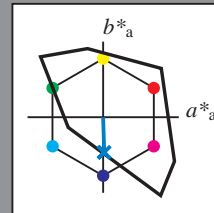
%Umfang
 $u^*_{rel} = 93$
 %Regularität
 $g^*_{H,rel} = 57$
 $g^*_{C,rel} = 59$



Ausgabe: Farbmétrisches Fernseh-Licht-System TLS00

für Buntton $h^* = lab^*h = 272/360 = 0.755$
 lab^*tch und lab^*nch

A: Buntton B
 LCH*Ma: 65 49 272
 olv*Ma: 0.0 0.61 1.0
 Dreiecks-Helligkeit t^*



TLS00; adaptierte CIELAB-Daten

	$L^*=L^*_a$	a^*_a	b^*_a	$C^*_{ab,a}$	$h^*_{ab,a}$
OMa	50.5	76.92	64.55	100.42	40
YMa	92.66	-20.69	90.75	93.08	103
LMa	83.63	-82.75	79.9	115.04	136
CMa	86.88	-46.16	-13.55	48.12	196
VMa	30.39	76.06	-103.59	128.52	306
MMa	57.3	94.35	-58.41	110.97	328
NMa	0.01	0.0	0.0	0.0	0
WMa	95.41	0.0	0.0	0.0	0
RCIE	39.92	58.74	27.99	65.07	25
JCIE	81.26	-2.88	71.56	71.62	92
GCIE	52.23	-42.41	13.6	44.55	162
BCIE	30.57	1.41	-46.46	46.49	272

%Umfang
 $u^*_{rel} = 158$
 %Regularität
 $g^*_{H,rel} = 20$
 $g^*_{C,rel} = 37$

relative Inform. Technology (IT)

olvi3*	1.0	1.0	1.0	(1.0)
cmyn3*	0.0	0.0	0.0	(0.0)
olvi4*	1.0	1.0	1.0	1.0
cmyn4*	0.0	0.0	0.0	0.0

standard and adapted CIELAB

LAB*LAB	95.41	0.0	0.0
LAB*LABa	95.41	0.0	0.0
LAB*TCHa	99.99	0.01	-

relative CIELAB lab*

lab*lab	1.0	0.0	0.0
lab*tch	1.0	0.0	-
lab*nch	0.0	0.0	-

relative Natural Colour (NC)

lab*lrj	1.0	0.0	0.0
lab*tce	1.0	0.0	-
lab*nce	0.0	0.0	-

relative Inform. Technology (IT)

olvi3*	0.5	0.805	1.0	(1.0)
cmyn3*	0.5	0.195	0.0	(0.0)
olvi4*	0.5	0.805	1.0	1.0
cmyn4*	0.5	0.195	0.0	0.0

standard and adapted CIELAB

LAB*LAB	80.13	0.73	-24.31
LAB*LABa	80.13	0.73	-24.31
LAB*TCHa	75.0	24.33	271.72

relative CIELAB lab*

lab*lab	0.84	0.015	-0.499
lab*tch	0.75	0.5	0.755
lab*nch	0.0	0.5	0.755

relative Natural Colour (NC)

lab*lrj	0.84	0.0	-0.499
lab*tce	0.75	0.5	0.75
lab*nce	0.0	0.5	g99b

relative Inform. Technology (IT)

olvi3*	0.5	0.5	0.5	(1.0)
cmyn3*	0.5	0.5	0.5	(0.0)
olvi4*	1.0	1.0	1.0	0.5
cmyn4*	0.0	0.0	0.0	0.5

standard and adapted CIELAB

LAB*LAB	47.72	0.0	0.0
LAB*LABa	47.72	0.0	0.0
LAB*TCHa	50.0	0.01	-

relative CIELAB lab*

lab*lab	0.5	0.0	0.0
lab*tch	0.5	0.0	-
lab*nch	0.5	0.0	-

relative Natural Colour (NC)

lab*lrj	0.5	0.0	0.0
lab*tce	0.5	0.0	-
lab*nce	0.5	0.0	-

relative Inform. Technology (IT)

olvi3*	0.0	0.305	0.5	(1.0)
cmyn3*	1.0	0.695	0.5	(0.0)
olvi4*	0.5	0.805	1.0	0.5
cmyn4*	0.5	0.195	0.0	0.5

standard and adapted CIELAB

LAB*LAB	32.44	0.74	-24.32
LAB*LABa	32.44	0.74	-24.32
LAB*TCHa	25.01	24.34	271.75

relative CIELAB lab*

lab*lab	0.34	0.015	-0.499
lab*tch	0.25	0.5	0.755
lab*nch	0.5	0.5	0.755

relative Natural Colour (NC)

lab*lrj	0.34	0.0	-0.499
lab*tce	0.25	0.5	0.75
lab*nce	0.5	0.5	b00r

relative Inform. Technology (IT)

olvi3*	0.0	0.0	0.0	(1.0)
cmyn3*	1.0	1.0	1.0	(0.0)
olvi4*	1.0	1.0	1.0	0.0
cmyn4*	0.0	0.0	0.0	1.0

standard and adapted CIELAB

LAB*LAB	0.03	0.0	0.0
LAB*LABa	0.03	0.0	0.0
LAB*TCHa	0.01	0.01	-

relative CIELAB lab*

lab*lab	0.0	0.0	0.0
lab*tch	0.0	0.0	-
lab*nch	1.0	0.0	-

relative Natural Colour (NC)

lab*lrj	0.0	0.0	0.0
lab*tce	0.0	0.0	-
lab*nce	1.0	0.0	-

relative Inform. Technology (IT)

olvi3*	0.0	0.61	1.0	(1.0)
cmyn3*	1.0	0.39	0.0	(0.0)
olvi4*	0.0	0.61	1.0	1.0
cmyn4*	1.0	0.39	0.0	0.0

standard and adapted CIELAB

LAB*LAB	64.86	1.47	-48.64
LAB*LABa	64.86	1.47	-48.64
LAB*TCHa	50.0	48.67	271.74

relative CIELAB lab*

lab*lab	0.68	0.03	-0.998
lab*tch	0.5	1.0	0.755
lab*nch	0.0	1.0	0.755

relative Natural Colour (NC)

lab*lrj	0.68	0.0	-0.999
lab*tce	0.5	1.0	0.75
lab*nce	0.0	1.0	g99b

