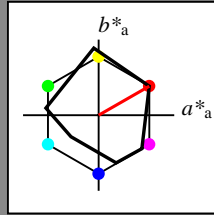


Eingabe: Farbmétrisches Reflexions-System MRS18

für Buntton  $h^* = lab^*h = 30/360 = 0.083$   
 $lab^*tch$  und  $lab^*nch$

D65: Buntton R  
 LCH\*Ma: 50 77 30  
 olv\*Ma: 1.0 0.0 0.0

Dreiecks-Helligkeit  $t^*$



%Umfang  
 $u^*_{rel} = 91$   
 %Regularität  
 $g^*_{H,rel} = 41$   
 $g^*_{C,rel} = 52$

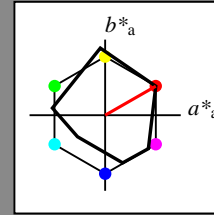
MRS18; adaptierte CIELAB-Daten					
	$L^*=L^*_a$	$a^*_a$	$b^*_a$	$C^*_{ab,a}$	$h^*_{ab,a}$
RMa	49.63	66.96	38.37	77.18	30
JMa	90.7	-6.36	88.75	88.98	94
GMa	52.11	-69.73	9.44	70.37	172
G50BMa	45.03	-36.57	-28.47	46.36	218
BMa	36.65	23.19	-63.05	67.18	290
B50RMa	34.94	57.17	-44.26	72.31	322
NMa	18.01	0.0	0.0	0.0	0
WMa	95.41	0.0	0.0	0.0	0
RCIE	39.92	58.66	26.98	64.56	25
JCIE	81.26	-2.17	67.76	67.79	92
GCIE	52.23	-42.26	11.75	43.87	164
BCIE	30.57	1.15	-46.84	46.87	271

Ausgabe: Farbmétrisches Reflexions-System MRS18

für Buntton  $h^* = lab^*h = 30/360 = 0.083$   
 $lab^*tch$  und  $lab^*nch$

D65: Buntton R  
 LCH\*Ma: 50 77 30  
 olv\*Ma: 1.0 0.0 0.0

Dreiecks-Helligkeit  $t^*$



%Umfang  
 $u^*_{rel} = 91$   
 %Regularität  
 $g^*_{H,rel} = 41$   
 $g^*_{C,rel} = 52$

MRS18; adaptierte CIELAB-Daten					
	$L^*=L^*_a$	$a^*_a$	$b^*_a$	$C^*_{ab,a}$	$h^*_{ab,a}$
RMa	49.63	66.96	38.37	77.18	30
JMa	90.7	-6.36	88.75	88.98	94
GMa	52.11	-69.73	9.44	70.37	172
G50BMa	45.03	-36.57	-28.47	46.36	218
BMa	36.65	23.19	-63.05	67.18	290
B50RMa	34.94	57.17	-44.26	72.31	322
NMa	18.01	0.0	0.0	0.0	0
WMa	95.41	0.0	0.0	0.0	0
RCIE	39.92	58.66	26.98	64.56	25
JCIE	81.26	-2.17	67.76	67.79	92
GCIE	52.23	-42.26	11.75	43.87	164
BCIE	30.57	1.15	-46.84	46.87	271

relative Inform. Technology (IT)

olvi3*	1.0	1.0	1.0	(1.0)
cmyn3*	0.0	0.0	0.0	(0.0)
olvi4*	1.0	1.0	1.0	1.0
cmyn4*	0.0	0.0	0.0	0.0

standard and adapted CIELAB

LAB*LAB	95.41	-0.97	4.75
LAB*LABa	95.41	0.0	0.0
LAB*TCHa	99.99	0.01	-

relative CIELAB lab\*

lab*lab	1.0	0.0	0.0
lab*tch	1.0	0.0	-
lab*nch	0.0	0.0	-

relative Natural Colour (NC)

lab*lrj	1.0	0.0	0.0
lab*tce	1.0	0.0	-
lab*nce	0.0	0.0	-

relative Inform. Technology (IT)

olvi3*	1.0	0.5	0.5	(1.0)
cmyn3*	0.0	0.5	0.5	(0.0)
olvi4*	1.0	0.5	0.5	1.0
cmyn4*	0.0	0.5	0.5	0.0

standard and adapted CIELAB

LAB*LAB	72.52	32.93	22.4
LAB*LABa	72.52	33.47	19.18
LAB*TCHa	75.0	38.58	29.82

relative CIELAB lab\*

lab*lab	0.704	0.434	0.249
lab*tch	0.75	0.5	0.083
lab*nch	0.0	0.5	0.083

relative Natural Colour (NC)

lab*lrj	0.704	0.496	0.06
lab*tce	0.75	0.5	0.019
lab*nce	0.0	0.5	r07j

relative Inform. Technology (IT)

olvi3*	0.5	0.5	0.5	(1.0)
cmyn3*	0.5	0.5	0.5	(0.0)
olvi4*	1.0	1.0	1.0	0.5
cmyn4*	0.0	0.0	0.0	0.5

standard and adapted CIELAB

LAB*LAB	56.71	-0.23	2.14
LAB*LABa	56.71	0.0	0.0
LAB*TCHa	50.0	0.01	-

relative CIELAB lab\*

lab*lab	0.5	0.0	0.0
lab*tch	0.5	0.0	-
lab*nch	0.5	0.0	-

relative Natural Colour (NC)

lab*lrj	0.5	0.0	0.0
lab*tce	0.5	0.0	-
lab*nce	0.5	0.0	-

relative Inform. Technology (IT)

olvi3*	0.5	0.0	0.0	(1.0)
cmyn3*	0.5	1.0	1.0	(0.0)
olvi4*	1.0	0.5	0.5	0.5
cmyn4*	0.0	0.5	0.5	0.5

standard and adapted CIELAB

LAB*LAB	33.82	33.67	19.79
LAB*LABa	33.82	33.47	19.18
LAB*TCHa	25.01	38.58	29.82

relative CIELAB lab\*

lab*lab	0.204	0.434	0.249
lab*tch	0.25	0.5	0.083
lab*nch	0.5	0.5	0.083

relative Natural Colour (NC)

lab*lrj	0.204	0.496	0.06
lab*tce	0.25	0.5	0.019
lab*nce	0.5	0.5	r07j

relative Inform. Technology (IT)

olvi3*	1.0	0.0	0.0	(1.0)
cmyn3*	0.0	1.0	1.0	(0.0)
olvi4*	1.0	0.0	0.0	1.0
cmyn4*	0.0	1.0	1.0	0.0

standard and adapted CIELAB

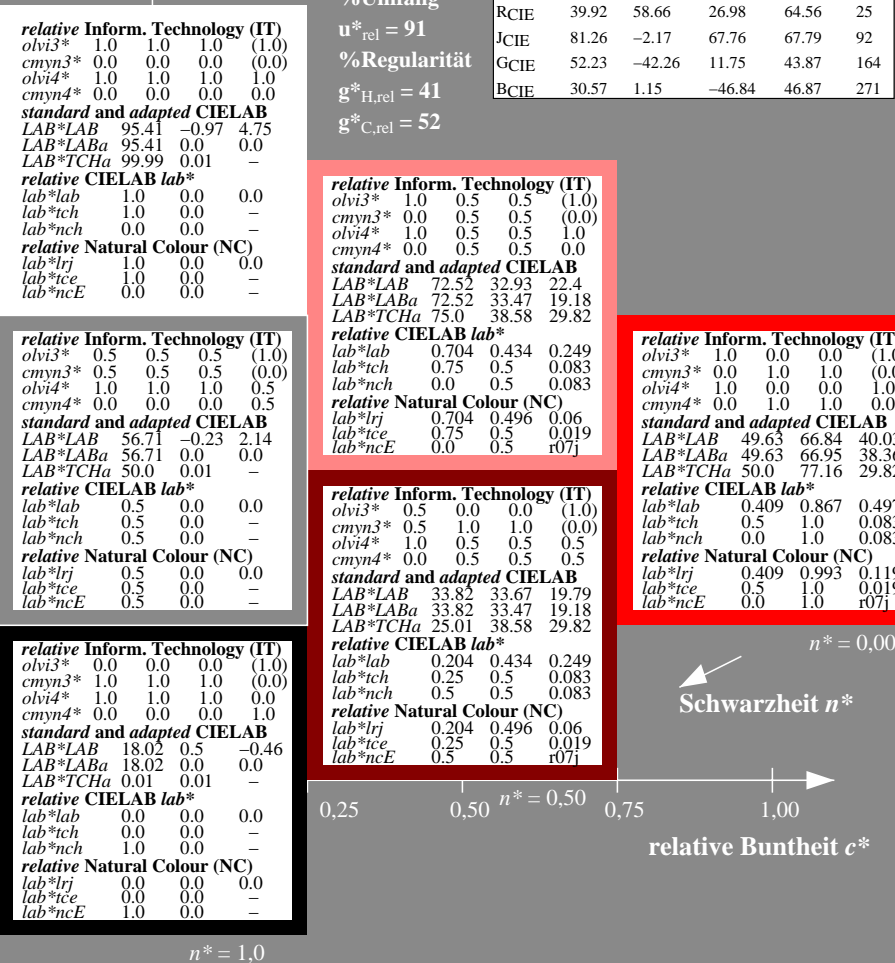
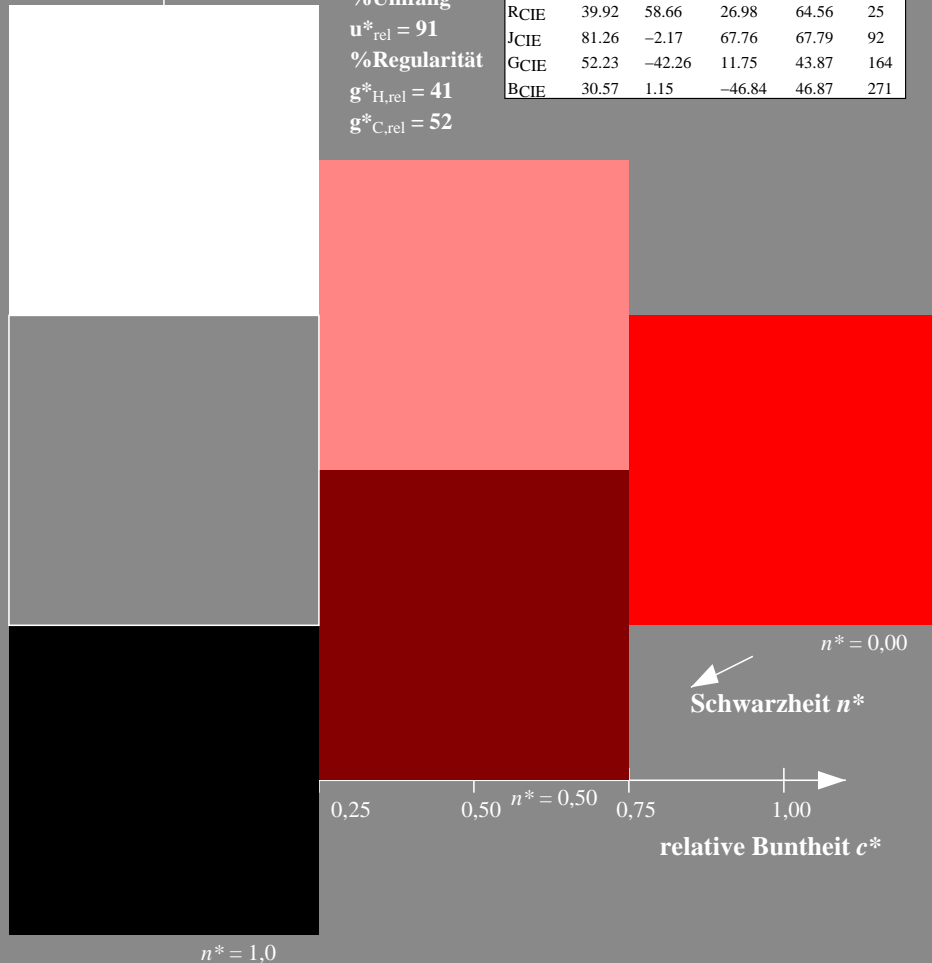
LAB*LAB	49.63	66.84	40.03
LAB*LABa	49.63	66.95	38.36
LAB*TCHa	50.0	77.16	29.82

relative CIELAB lab\*

lab*lab	0.409	0.867	0.497
lab*tch	0.5	1.0	0.083
lab*nch	0.0	1.0	0.083

relative Natural Colour (NC)

lab*lrj	0.409	0.993	0.119
lab*tce	0.5	1.0	0.019
lab*nce	0.0	1.0	r07j



Siehe ähnliche Dateien: <http://www.ps.bam.de/TG04/>  
 Technische Information: <http://www.ps.bam.de> Version 2.1, io=1,1, CIEXYZ

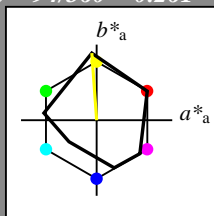
BAM-Registrierung: 20060101-TG04/10L/L04G00FP.PS/.PDF BAM-Material: Code=rh4ta  
 Anwendung für Beurteilung und Messung von Drucker- oder Monitorssystemen, Yr=2.5, XYZ  
 /TG04/ Form 1/10, Serie: 1/1, Seite: 1 Seite: 1/1

Eingabe: Farbmétrisches Reflexions-System MRS18

für Buntton  $h^* = lab^*h = 94/360 = 0.261$   
 $lab^*tch$  und  $lab^*nch$

D65: Buntton J  
 LCH\*Ma: 91 89 94  
 olv\*Ma: 1.0 1.0 0.0

Dreiecks-Helligkeit  $t^*$



**MRS18; adaptierte CIELAB-Daten**

	$L^*=L^*_a$	$a^*_a$	$b^*_a$	$C^*_{ab,a}$	$h^*_{ab,a}$
RMa	49.63	66.96	38.37	77.18	30
JMa	90.7	-6.36	88.75	88.98	94
GMa	52.11	-69.73	9.44	70.37	172
G50BMa	45.03	-36.57	-28.47	46.36	218
BMa	36.65	23.19	-63.05	67.18	290
B50RMa	34.94	57.17	-44.26	72.31	322
NMa	18.01	0.0	0.0	0.0	0
WMa	95.41	0.0	0.0	0.0	0
RCIE	39.92	58.66	26.98	64.56	25
JCIE	81.26	-2.17	67.76	67.79	92
GCIE	52.23	-42.26	11.75	43.87	164
BCIE	30.57	1.15	-46.84	46.87	271

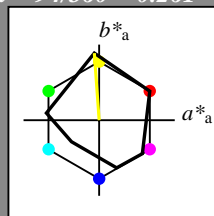
%Umfang  
 $u^*_{rel} = 91$   
 %Regularität  
 $g^*_{H,rel} = 41$   
 $g^*_{C,rel} = 52$

Ausgabe: Farbmétrisches Reflexions-System MRS18

für Buntton  $h^* = lab^*h = 94/360 = 0.261$   
 $lab^*tch$  und  $lab^*nch$

D65: Buntton J  
 LCH\*Ma: 91 89 94  
 olv\*Ma: 1.0 1.0 0.0

Dreiecks-Helligkeit  $t^*$



**MRS18; adaptierte CIELAB-Daten**

	$L^*=L^*_a$	$a^*_a$	$b^*_a$	$C^*_{ab,a}$	$h^*_{ab,a}$
RMa	49.63	66.96	38.37	77.18	30
JMa	90.7	-6.36	88.75	88.98	94
GMa	52.11	-69.73	9.44	70.37	172
G50BMa	45.03	-36.57	-28.47	46.36	218
BMa	36.65	23.19	-63.05	67.18	290
B50RMa	34.94	57.17	-44.26	72.31	322
NMa	18.01	0.0	0.0	0.0	0
WMa	95.41	0.0	0.0	0.0	0
RCIE	39.92	58.66	26.98	64.56	25
JCIE	81.26	-2.17	67.76	67.79	92
GCIE	52.23	-42.26	11.75	43.87	164
BCIE	30.57	1.15	-46.84	46.87	271

%Umfang  
 $u^*_{rel} = 91$   
 %Regularität  
 $g^*_{H,rel} = 41$   
 $g^*_{C,rel} = 52$

**relative Inform. Technology (IT)**

olvi3*	1.0	1.0	1.0	(1.0)
cmyn3*	0.0	0.0	0.0	(0.0)
olvi4*	1.0	1.0	1.0	1.0
cmyn4*	0.0	0.0	0.0	0.0

**standard and adapted CIELAB**

LAB*LAB	95.41	-0.97	4.75
LAB*LABa	95.41	0.0	0.0
LAB*TCHa	99.99	0.01	-

**relative CIELAB lab\***

lab*lab	1.0	0.0	0.0
lab*tch	1.0	0.0	-
lab*nch	0.0	0.0	-

**relative Natural Colour (NC)**

lab*lrj	1.0	0.0	0.0
lab*tce	1.0	0.0	-
lab*nce	0.0	0.0	-

**relative Inform. Technology (IT)**

olvi3*	1.0	1.0	0.5	(1.0)
cmyn3*	0.0	0.0	0.5	(0.0)
olvi4*	1.0	1.0	0.5	1.0
cmyn4*	0.0	0.0	0.5	0.0

**standard and adapted CIELAB**

LAB*LAB	93.05	-4.11	48.97
LAB*LABa	93.05	-3.17	44.37
LAB*TCHa	75.0	44.48	94.1

**relative CIELAB lab\***

lab*lab	0.969	-0.035	0.499
lab*tch	0.75	0.5	0.261
lab*nch	0.0	0.5	0.261

**relative Natural Colour (NC)**

lab*lrj	0.969	-0.023	0.499
lab*tce	0.75	0.5	0.258
lab*nce	0.0	0.5	j03g

**relative Inform. Technology (IT)**

olvi3*	1.0	1.0	0.0	(1.0)
cmyn3*	0.0	0.0	0.0	(0.0)
olvi4*	1.0	1.0	0.0	1.0
cmyn4*	0.0	0.0	0.0	0.0

**standard and adapted CIELAB**

LAB*LAB	90.69	-7.25	93.17
LAB*LABa	90.69	-6.36	88.73
LAB*TCHa	50.0	88.96	94.1

**relative CIELAB lab\***

lab*lab	0.939	-0.071	0.997
lab*tch	0.5	1.0	0.261
lab*nch	0.0	1.0	0.261

**relative Natural Colour (NC)**

lab*lrj	0.939	-0.048	0.999
lab*tce	0.5	1.0	0.258
lab*nce	0.0	1.0	j03g

**relative Inform. Technology (IT)**

olvi3*	0.5	0.5	0.5	(1.0)
cmyn3*	0.5	0.5	0.5	(0.0)
olvi4*	1.0	1.0	1.0	0.5
cmyn4*	0.0	0.0	0.0	0.5

**standard and adapted CIELAB**

LAB*LAB	56.71	-0.23	2.14
LAB*LABa	56.71	0.0	0.0
LAB*TCHa	50.0	0.01	-

**relative CIELAB lab\***

lab*lab	0.5	0.0	0.0
lab*tch	0.5	0.0	-
lab*nch	0.5	0.0	-

**relative Natural Colour (NC)**

lab*lrj	0.5	0.0	0.0
lab*tce	0.5	0.0	-
lab*nce	0.5	0.0	-

**relative Inform. Technology (IT)**

olvi3*	0.5	0.5	0.0	(1.0)
cmyn3*	0.5	0.5	1.0	(0.0)
olvi4*	1.0	1.0	0.5	0.5
cmyn4*	0.0	0.0	0.5	0.5

**standard and adapted CIELAB**

LAB*LAB	54.35	-3.37	46.36
LAB*LABa	54.35	-3.17	44.37
LAB*TCHa	25.01	44.48	94.1

**relative CIELAB lab\***

lab*lab	0.47	-0.035	0.499
lab*tch	0.25	0.5	0.261
lab*nch	0.5	0.5	0.261

**relative Natural Colour (NC)**

lab*lrj	0.47	-0.023	0.499
lab*tce	0.25	0.5	0.258
lab*nce	0.5	0.5	j03g

**relative Inform. Technology (IT)**

olvi3*	0.0	0.0	0.0	(1.0)
cmyn3*	1.0	1.0	1.0	(0.0)
olvi4*	1.0	1.0	1.0	0.0
cmyn4*	0.0	0.0	0.0	1.0

**standard and adapted CIELAB**

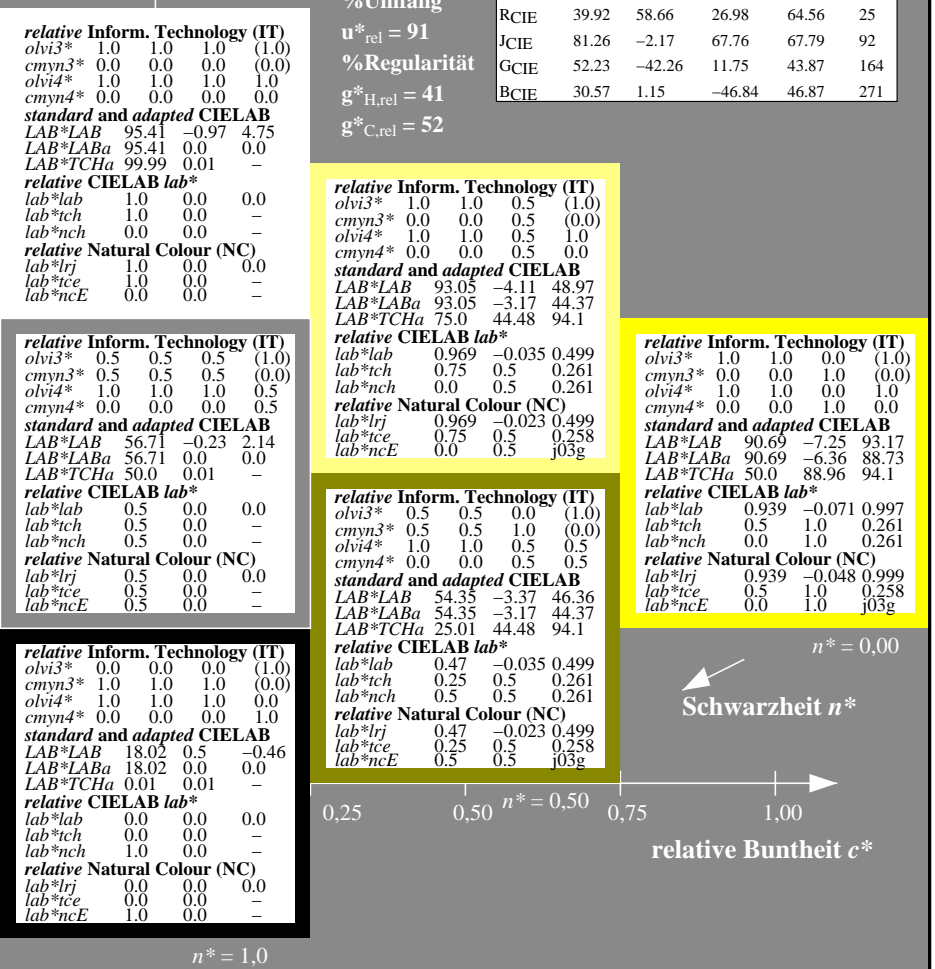

LAB*LAB	18.02	0.5	-0.46
LAB*LABa	18.02	0.0	0.0
LAB*TCHa	0.01	0.01	-

**relative CIELAB lab\***

lab*lab	0.0	0.0	0.0
lab*tch	0.0	0.0	-
lab*nch	1.0	0.0	-

**relative Natural Colour (NC)**

lab*lrj	0.0	0.0	0.0
lab*tce	0.0	0.0	-
lab*nce	1.0	0.0	-



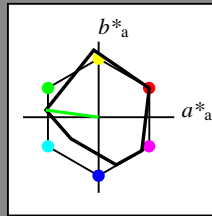
Siehe ähnliche Dateien: <http://www.ps.bam.de/TG04/>  
 Technische Information: <http://www.ps.bam.de> Version 2.1, io=1,1, CIEXYZ

BAM-Registrierung: 20060101-TG04/10L/L04G01FP.PS/.PDF BAM-Material: Code=rh4ta  
 Anwendung für Beurteilung und Messung von Drucker- oder Monitorssystemen, Yr=2.5, XYZ  
 /TG04/ Form 2/10, Serie: 1/1, Seite: 2 Seite: hung 2

Eingabe: Farbmétrisches Reflexions-System MRS18

für Buntton  $h^* = lab^*h = 172/360 = 0.479$   
 $lab^*tch$  und  $lab^*nch$

D65: Buntton G  
 LCH\*Ma: 52 70 172  
 olv\*Ma: 0.0 1.0 0.0  
 Dreiecks-Helligkeit  $t^*$



**MRS18; adaptierte CIELAB-Daten**

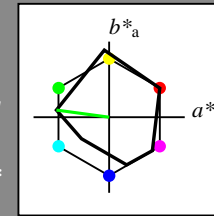
	$L^*=L^*_a$	$a^*_a$	$b^*_a$	$C^*_{ab,a}$	$h^*_{ab,a}$
RMa	49.63	66.96	38.37	77.18	30
JMa	90.7	-6.36	88.75	88.98	94
GMa	52.11	-69.73	9.44	70.37	172
G50BMa	45.03	-36.57	-28.47	46.36	218
BMa	36.65	23.19	-63.05	67.18	290
B50RMa	34.94	57.17	-44.26	72.31	322
NMa	18.01	0.0	0.0	0.0	0
WMa	95.41	0.0	0.0	0.0	0
RCIE	39.92	58.66	26.98	64.56	25
JCIE	81.26	-2.17	67.76	67.79	92
GCIE	52.23	-42.26	11.75	43.87	164
BCIE	30.57	1.15	-46.84	46.87	271

%Umfang  
 $u^*_{rel} = 91$   
 %Regularität  
 $g^*_{H,rel} = 41$   
 $g^*_{C,rel} = 52$

Ausgabe: Farbmétrisches Reflexions-System MRS18

für Buntton  $h^* = lab^*h = 172/360 = 0.479$   
 $lab^*tch$  und  $lab^*nch$

D65: Buntton G  
 LCH\*Ma: 52 70 172  
 olv\*Ma: 0.0 1.0 0.0  
 Dreiecks-Helligkeit  $t^*$



**MRS18; adaptierte CIELAB-Daten**

	$L^*=L^*_a$	$a^*_a$	$b^*_a$	$C^*_{ab,a}$	$h^*_{ab,a}$
RMa	49.63	66.96	38.37	77.18	30
JMa	90.7	-6.36	88.75	88.98	94
GMa	52.11	-69.73	9.44	70.37	172
G50BMa	45.03	-36.57	-28.47	46.36	218
BMa	36.65	23.19	-63.05	67.18	290
B50RMa	34.94	57.17	-44.26	72.31	322
NMa	18.01	0.0	0.0	0.0	0
WMa	95.41	0.0	0.0	0.0	0
RCIE	39.92	58.66	26.98	64.56	25
JCIE	81.26	-2.17	67.76	67.79	92
GCIE	52.23	-42.26	11.75	43.87	164
BCIE	30.57	1.15	-46.84	46.87	271

%Umfang  
 $u^*_{rel} = 91$   
 %Regularität  
 $g^*_{H,rel} = 41$   
 $g^*_{C,rel} = 52$

**relative Inform. Technology (IT)**

olvi3*	1.0	1.0	1.0	(1.0)
cmyn3*	0.0	0.0	0.0	(0.0)
olvi4*	1.0	1.0	1.0	1.0
cmyn4*	0.0	0.0	0.0	0.0

**standard and adapted CIELAB**

LAB*LAB	95.41	-0.97	4.75
LAB*LABa	95.41	0.0	0.0
LAB*TCHa	99.99	0.01	-

**relative CIELAB lab\***

lab*lab	1.0	0.0	0.0
lab*tch	1.0	0.0	-
lab*nch	0.0	0.0	-

**relative Natural Colour (NC)**

lab*lrj	1.0	0.0	0.0
lab*tce	1.0	0.0	-
lab*nce	0.0	0.0	-

**relative Inform. Technology (IT)**

olvi3*	0.5	1.0	0.5	(1.0)
cmyn3*	0.5	0.0	0.5	(0.0)
olvi4*	0.5	1.0	0.5	1.0
cmyn4*	0.5	0.0	0.5	0.0

**standard and adapted CIELAB**

LAB*LAB	73.75	-35.42	8.02
LAB*LABa	73.75	-34.85	4.72
LAB*TCHa	75.0	35.18	172.29

**relative CIELAB lab\***

lab*lab	0.72	-0.494	0.067
lab*tch	0.75	0.5	0.479
lab*nch	0.0	0.5	0.479

**relative Natural Colour (NC)**

lab*lrj	0.72	-0.496	-0.056
lab*tce	0.75	0.5	0.518
lab*nce	0.0	0.5	g07b

**relative Inform. Technology (IT)**

olvi3*	0.5	0.5	0.5	(1.0)
cmyn3*	0.5	0.5	0.5	(0.0)
olvi4*	1.0	1.0	1.0	0.5
cmyn4*	0.0	0.0	0.0	0.5

**standard and adapted CIELAB**

LAB*LAB	56.71	-0.23	2.14
LAB*LABa	56.71	0.0	0.0
LAB*TCHa	50.0	0.01	-

**relative CIELAB lab\***

lab*lab	0.5	0.0	0.0
lab*tch	0.5	0.0	-
lab*nch	0.5	0.0	-

**relative Natural Colour (NC)**

lab*lrj	0.5	0.0	0.0
lab*tce	0.5	0.0	-
lab*nce	0.5	0.0	-

**relative Inform. Technology (IT)**

olvi3*	0.0	0.5	0.0	(1.0)
cmyn3*	0.25	0.5	1.0	(0.0)
olvi4*	0.5	1.0	0.5	0.5
cmyn4*	0.5	0.0	0.5	0.5

**standard and adapted CIELAB**

LAB*LAB	35.06	-34.67	5.41
LAB*LABa	35.06	-34.85	4.72
LAB*TCHa	25.01	35.18	172.29

**relative CIELAB lab\***

lab*lab	0.22	-0.494	0.067
lab*tch	0.25	0.5	0.479
lab*nch	0.5	0.5	0.479

**relative Natural Colour (NC)**

lab*lrj	0.22	-0.496	-0.056
lab*tce	0.25	0.5	0.518
lab*nce	0.5	0.5	g07b

**relative Inform. Technology (IT)**

olvi3*	0.0	1.0	0.0	(1.0)
cmyn3*	1.0	0.0	1.0	(0.0)
olvi4*	0.0	1.0	0.0	1.0
cmyn4*	1.0	0.0	1.0	0.0

**standard and adapted CIELAB**

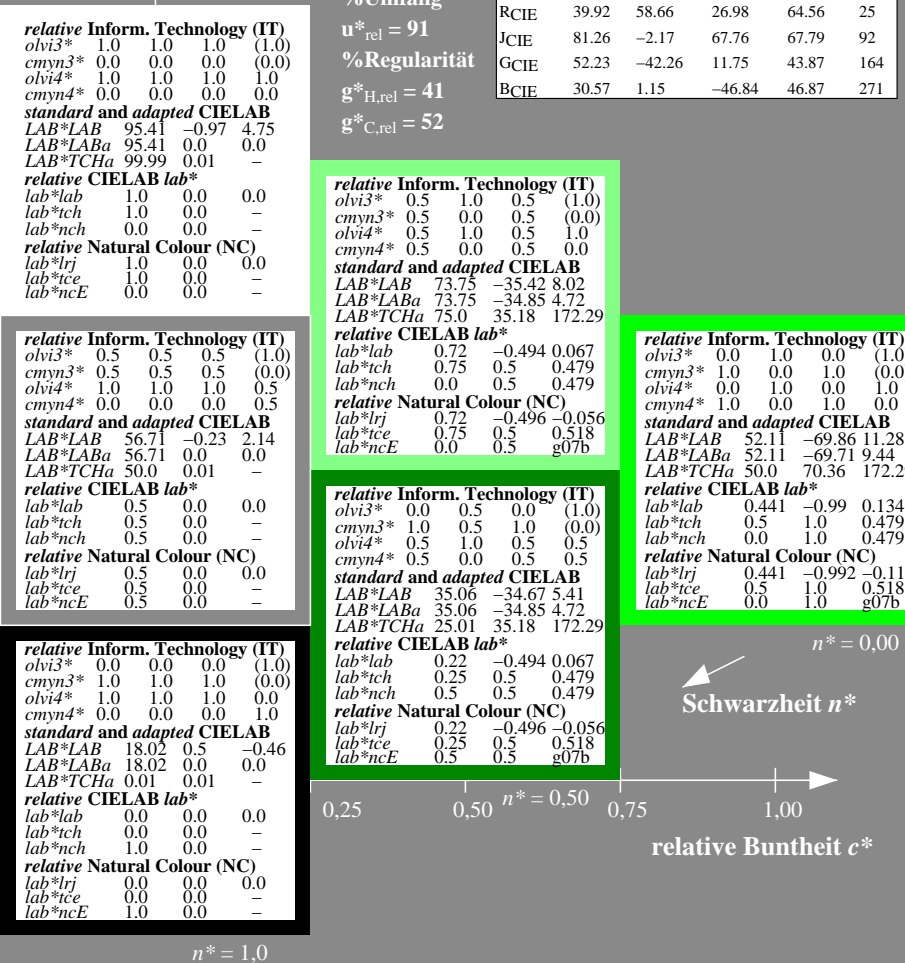
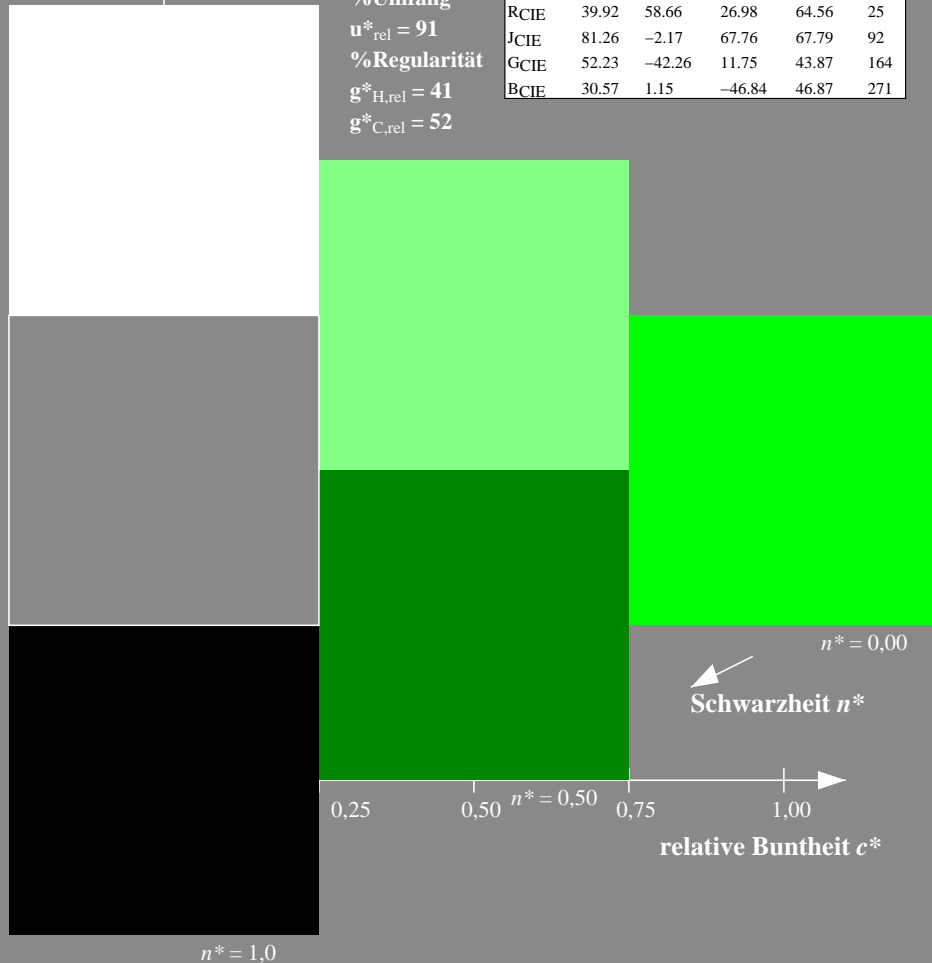
LAB*LAB	52.11	-69.86	11.28
LAB*LABa	52.11	-69.71	9.44
LAB*TCHa	50.0	70.36	172.29

**relative CIELAB lab\***

lab*lab	0.441	-0.99	0.134
lab*tch	0.5	1.0	0.479
lab*nch	0.0	1.0	0.479

**relative Natural Colour (NC)**

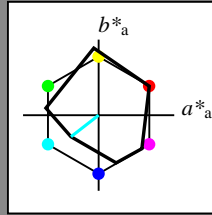
lab*lrj	0.441	-0.992	-0.114
lab*tce	0.5	1.0	0.518
lab*nce	0.0	1.0	g07b



Eingabe: Farbmétrisches Reflexions-System MRS18

für Buntton  $h^* = lab^*h = 218/360 = 0.605$   
 $lab^*tch$  und  $lab^*nch$


D65: Buntton G50B  
 LCH\*Ma: 45 46 218  
 olv\*Ma: 0.0 1.0 1.0  
 Dreiecks-Helligkeit  $t^*$



MRS18; adaptierte CIELAB-Daten

	$L^*=L^*_a$	$a^*_a$	$b^*_a$	$C^*_{ab,a}$	$h^*_{ab,a}$
RMa	49.63	66.96	38.37	77.18	30
JMa	90.7	-6.36	88.75	88.98	94
GMa	52.11	-69.73	9.44	70.37	172
G50BMa	45.03	-36.57	-28.47	46.36	218
BMa	36.65	23.19	-63.05	67.18	290
B50RMa	34.94	57.17	-44.26	72.31	322
NMa	18.01	0.0	0.0	0.0	0
WMa	95.41	0.0	0.0	0.0	0
RCIE	39.92	58.66	26.98	64.56	25
JCIE	81.26	-2.17	67.76	67.79	92
GCIE	52.23	-42.26	11.75	43.87	164
BCIE	30.57	1.15	-46.84	46.87	271

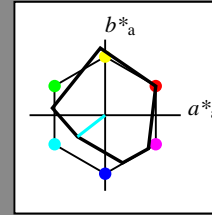
%Umfang  
 $u^*_{rel} = 91$   
 %Regularität  
 $g^*_{H,rel} = 41$   
 $g^*_{C,rel} = 52$



Ausgabe: Farbmétrisches Reflexions-System MRS18

für Buntton  $h^* = lab^*h = 218/360 = 0.605$   
 $lab^*tch$  und  $lab^*nch$

D65: Buntton G50B  
 LCH\*Ma: 45 46 218  
 olv\*Ma: 0.0 1.0 1.0  
 Dreiecks-Helligkeit  $t^*$



MRS18; adaptierte CIELAB-Daten

	$L^*=L^*_a$	$a^*_a$	$b^*_a$	$C^*_{ab,a}$	$h^*_{ab,a}$
RMa	49.63	66.96	38.37	77.18	30
JMa	90.7	-6.36	88.75	88.98	94
GMa	52.11	-69.73	9.44	70.37	172
G50BMa	45.03	-36.57	-28.47	46.36	218
BMa	36.65	23.19	-63.05	67.18	290
B50RMa	34.94	57.17	-44.26	72.31	322
NMa	18.01	0.0	0.0	0.0	0
WMa	95.41	0.0	0.0	0.0	0
RCIE	39.92	58.66	26.98	64.56	25
JCIE	81.26	-2.17	67.76	67.79	92
GCIE	52.23	-42.26	11.75	43.87	164
BCIE	30.57	1.15	-46.84	46.87	271

%Umfang  
 $u^*_{rel} = 91$   
 %Regularität  
 $g^*_{H,rel} = 41$   
 $g^*_{C,rel} = 52$

relative Inform. Technology (IT)

olvi3*	1.0	1.0	1.0	(1.0)
cmyn3*	0.0	0.0	0.0	(0.0)
olvi4*	1.0	1.0	1.0	1.0
cmyn4*	0.0	0.0	0.0	0.0

standard and adapted CIELAB

LAB*LAB	95.41	-0.97	4.75
LAB*LABa	95.41	0.0	0.0
LAB*TCHa	99.99	0.01	-

relative CIELAB lab\*

lab*lab	1.0	0.0	0.0
lab*tch	1.0	0.0	-
lab*nch	0.0	0.0	-

relative Natural Colour (NC)

lab*lrj	1.0	0.0	0.0
lab*tce	1.0	0.0	-
lab*nce	0.0	0.0	-

relative Inform. Technology (IT)

olvi3*	0.5	1.0	1.0	(1.0)
cmyn3*	0.5	0.0	0.0	(0.0)
olvi4*	0.5	1.0	1.0	1.0
cmyn4*	0.5	0.0	0.0	0.0

standard and adapted CIELAB

LAB*LAB	70.21	-18.77	-11.17
LAB*LABa	70.21	-18.27	-14.23
LAB*TCHa	75.0	23.17	217.91

relative CIELAB lab\*

lab*lab	0.674	-0.393	-0.306
lab*tch	0.75	0.5	0.605
lab*nch	0.0	0.5	0.605

relative Natural Colour (NC)

lab*lrj	0.674	-0.353	-0.352
lab*tce	0.75	0.5	0.625
lab*nce	0.0	0.5	g49b

relative Inform. Technology (IT)

olvi3*	0.5	0.5	0.5	(1.0)
cmyn3*	0.5	0.5	0.5	(0.0)
olvi4*	1.0	1.0	1.0	0.5
cmyn4*	0.0	0.0	0.0	0.5

standard and adapted CIELAB

LAB*LAB	56.71	-0.23	2.14
LAB*LABa	56.71	0.0	0.0
LAB*TCHa	50.0	0.01	-

relative CIELAB lab\*

lab*lab	0.5	0.0	0.0
lab*tch	0.5	0.0	-
lab*nch	0.5	0.0	-

relative Natural Colour (NC)

lab*lrj	0.5	0.0	0.0
lab*tce	0.5	0.0	-
lab*nce	0.5	0.0	-

relative Inform. Technology (IT)

olvi3*	0.0	0.5	0.5	(1.0)
cmyn3*	1.0	0.5	0.5	(0.0)
olvi4*	0.5	1.0	1.0	0.5
cmyn4*	0.5	0.0	0.0	0.5

standard and adapted CIELAB

LAB*LAB	31.52	-18.03	-13.78
LAB*LABa	31.52	-18.27	-14.23
LAB*TCHa	25.01	23.17	217.91

relative CIELAB lab\*

lab*lab	0.175	-0.393	-0.306
lab*tch	0.25	0.5	0.605
lab*nch	0.5	0.5	0.605

relative Natural Colour (NC)

lab*lrj	0.175	-0.353	-0.352
lab*tce	0.25	0.5	0.625
lab*nce	0.5	0.5	g49b

relative Inform. Technology (IT)

olvi3*	0.0	0.0	0.0	(1.0)
cmyn3*	1.0	1.0	1.0	(0.0)
olvi4*	1.0	1.0	1.0	0.0
cmyn4*	0.0	0.0	0.0	1.0

standard and adapted CIELAB

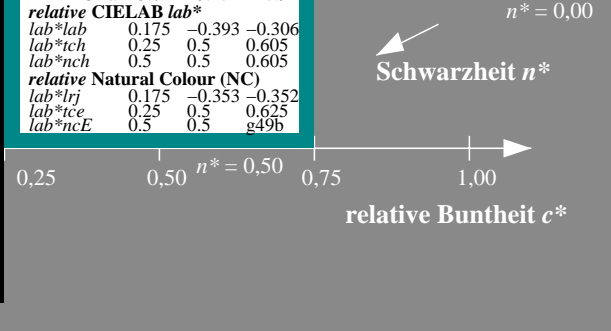
LAB*LAB	18.02	0.5	-0.46
LAB*LABa	18.02	0.0	0.0
LAB*TCHa	0.01	0.01	-

relative CIELAB lab\*

lab*lab	0.0	0.0	0.0
lab*tch	0.0	0.0	-
lab*nch	1.0	0.0	-

relative Natural Colour (NC)

lab*lrj	0.0	0.0	0.0
lab*tce	0.0	0.0	-
lab*nce	1.0	0.0	-

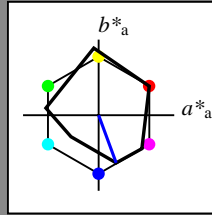




Eingabe: Farbmatisches Reflexions-System MRS18

für Buntton  $h^* = lab^*h = 290/360 = 0.806$   
 $lab^*tch$  und  $lab^*nch$


D65: Buntton B  
 LCH\*Ma: 37 67 290  
 olv\*Ma: 0.0 0.0 1.0  
 Dreiecks-Helligkeit  $t^*$



MRS18; adaptierte CIELAB-Daten

	$L^*=L^*_a$	$a^*_a$	$b^*_a$	$C^*_{ab,a}$	$h^*_{ab,a}$
RMa	49.63	66.96	38.37	77.18	30
JMa	90.7	-6.36	88.75	88.98	94
GMa	52.11	-69.73	9.44	70.37	172
G50BMa	45.03	-36.57	-28.47	46.36	218
BMa	36.65	23.19	-63.05	67.18	290
B50RMa	34.94	57.17	-44.26	72.31	322
NMa	18.01	0.0	0.0	0.0	0
WMa	95.41	0.0	0.0	0.0	0
RCIE	39.92	58.66	26.98	64.56	25
JCIE	81.26	-2.17	67.76	67.79	92
GCIE	52.23	-42.26	11.75	43.87	164
BCIE	30.57	1.15	-46.84	46.87	271

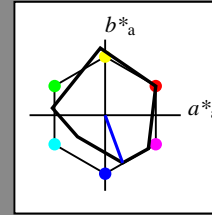
%Umfang  
 $u^*_{rel} = 91$   
 %Regularität  
 $g^*_{H,rel} = 41$   
 $g^*_{C,rel} = 52$



Ausgabe: Farbmatisches Reflexions-System MRS18

für Buntton  $h^* = lab^*h = 290/360 = 0.806$   
 $lab^*tch$  und  $lab^*nch$

D65: Buntton B  
 LCH\*Ma: 37 67 290  
 olv\*Ma: 0.0 0.0 1.0  
 Dreiecks-Helligkeit  $t^*$



MRS18; adaptierte CIELAB-Daten

	$L^*=L^*_a$	$a^*_a$	$b^*_a$	$C^*_{ab,a}$	$h^*_{ab,a}$
RMa	49.63	66.96	38.37	77.18	30
JMa	90.7	-6.36	88.75	88.98	94
GMa	52.11	-69.73	9.44	70.37	172
G50BMa	45.03	-36.57	-28.47	46.36	218
BMa	36.65	23.19	-63.05	67.18	290
B50RMa	34.94	57.17	-44.26	72.31	322
NMa	18.01	0.0	0.0	0.0	0
WMa	95.41	0.0	0.0	0.0	0
RCIE	39.92	58.66	26.98	64.56	25
JCIE	81.26	-2.17	67.76	67.79	92
GCIE	52.23	-42.26	11.75	43.87	164
BCIE	30.57	1.15	-46.84	46.87	271

%Umfang  
 $u^*_{rel} = 91$   
 %Regularität  
 $g^*_{H,rel} = 41$   
 $g^*_{C,rel} = 52$

relative Inform. Technology (IT)

olvi3*	1.0	1.0	1.0	(1.0)
cmyn3*	0.0	0.0	0.0	(0.0)
olvi4*	1.0	1.0	1.0	1.0
cmyn4*	0.0	0.0	0.0	0.0

standard and adapted CIELAB

LAB*LAB	95.41	-0.97	4.75
LAB*LABa	95.41	0.0	0.0
LAB*TCHa	99.99	0.01	-

relative CIELAB lab\*

lab*lab	1.0	0.0	0.0
lab*tch	1.0	0.0	-
lab*nch	0.0	0.0	-

relative Natural Colour (NC)

lab*lrj	1.0	0.0	0.0
lab*tce	1.0	0.0	-
lab*nce	0.0	0.0	-

relative Inform. Technology (IT)

olvi3*	0.5	0.5	1.0	(1.0)
cmyn3*	0.5	0.5	0.0	(0.0)
olvi4*	0.5	0.5	1.0	1.0
cmyn4*	0.5	0.5	0.0	0.0

standard and adapted CIELAB

LAB*LAB	66.03	11.17	-28.74
LAB*LABa	66.03	11.59	-31.51
LAB*TCHa	75.0	33.59	290.19

relative CIELAB lab\*

lab*lab	0.62	0.173	-0.468
lab*tch	0.75	0.5	0.806
lab*nch	0.0	0.5	0.806

relative Natural Colour (NC)

lab*lrj	0.62	0.129	-0.482
lab*tce	0.75	0.5	0.791
lab*nce	0.0	0.5	b16r

relative Inform. Technology (IT)

olvi3*	0.5	0.5	0.5	(1.0)
cmyn3*	0.5	0.5	0.5	(0.0)
olvi4*	1.0	1.0	1.0	0.5
cmyn4*	0.0	0.0	0.0	0.5

standard and adapted CIELAB

LAB*LAB	56.71	-0.23	2.14
LAB*LABa	56.71	0.0	0.0
LAB*TCHa	50.0	0.01	-

relative CIELAB lab\*

lab*lab	0.5	0.0	0.0
lab*tch	0.5	0.0	-
lab*nch	0.5	0.0	-

relative Natural Colour (NC)

lab*lrj	0.5	0.0	0.0
lab*tce	0.5	0.0	-
lab*nce	0.5	0.0	-

relative Inform. Technology (IT)

olvi3*	0.0	0.0	0.5	(1.0)
cmyn3*	1.0	1.0	0.5	(0.0)
olvi4*	0.5	0.5	1.0	0.5
cmyn4*	0.5	0.5	0.0	0.5

standard and adapted CIELAB

LAB*LAB	27.34	11.92	-31.35
LAB*LABa	27.34	11.59	-31.51
LAB*TCHa	25.01	33.59	290.19

relative CIELAB lab\*

lab*lab	0.12	0.173	-0.468
lab*tch	0.25	0.5	0.806
lab*nch	0.5	0.5	0.806

relative Natural Colour (NC)

lab*lrj	0.12	0.129	-0.482
lab*tce	0.25	0.5	0.791
lab*nce	0.5	0.5	b16r

relative Inform. Technology (IT)

olvi3*	0.0	0.0	0.0	(1.0)
cmyn3*	1.0	1.0	1.0	(0.0)
olvi4*	1.0	1.0	1.0	0.0
cmyn4*	0.0	0.0	0.0	1.0

standard and adapted CIELAB


LAB*LAB	18.02	0.5	-0.46
LAB*LABa	18.02	0.0	0.0
LAB*TCHa	0.01	0.01	-

relative CIELAB lab\*

lab*lab	0.0	0.0	0.0
lab*tch	0.0	0.0	-
lab*nch	1.0	0.0	-

relative Natural Colour (NC)

lab*lrj	0.0	0.0	0.0
lab*tce	0.0	0.0	-
lab*nce	1.0	0.0	-



3 stufige Reihen für konstanten CIELAB Buntton 290/360 = 0.806 (rechts)

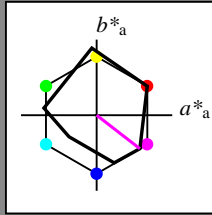
TG040-7, 3 stufige Reihen für konstanten CIELAB Buntton 290/360 = 0.806 (links)

Eingabe: Farbmétrisches Reflexions-System MRS18

für Buntton  $h^* = lab^*h = 322/360 = 0.895$   
 $lab^*tch$  und  $lab^*nch$

D65: Buntton B50R  
 LCH\*Ma: 35 72 322  
 olv\*Ma: 1.0 0.0 1.0

Dreiecks-Helligkeit  $t^*$



%Umfang

$u^*_{rel} = 91$

%Regularität

$g^*_{H,rel} = 41$

$g^*_{C,rel} = 52$

MRS18; adaptierte CIELAB-Daten

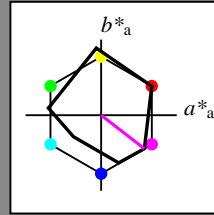
	$L^*=L^*_a$	$a^*_a$	$b^*_a$	$C^*_{ab,a}$	$h^*_{ab,a}$
RMa	49.63	66.96	38.37	77.18	30
JMa	90.7	-6.36	88.75	88.98	94
GMa	52.11	-69.73	9.44	70.37	172
G50BMa	45.03	-36.57	-28.47	46.36	218
BMa	36.65	23.19	-63.05	67.18	290
B50RMa	34.94	57.17	-44.26	72.31	322
NMa	18.01	0.0	0.0	0.0	0
WMa	95.41	0.0	0.0	0.0	0
RCIE	39.92	58.66	26.98	64.56	25
JCIE	81.26	-2.17	67.76	67.79	92
GCIE	52.23	-42.26	11.75	43.87	164
BCIE	30.57	1.15	-46.84	46.87	271

Ausgabe: Farbmétrisches Reflexions-System MRS18

für Buntton  $h^* = lab^*h = 322/360 = 0.895$   
 $lab^*tch$  und  $lab^*nch$

D65: Buntton B50R  
 LCH\*Ma: 35 72 322  
 olv\*Ma: 1.0 0.0 1.0

Dreiecks-Helligkeit  $t^*$



%Umfang

$u^*_{rel} = 91$

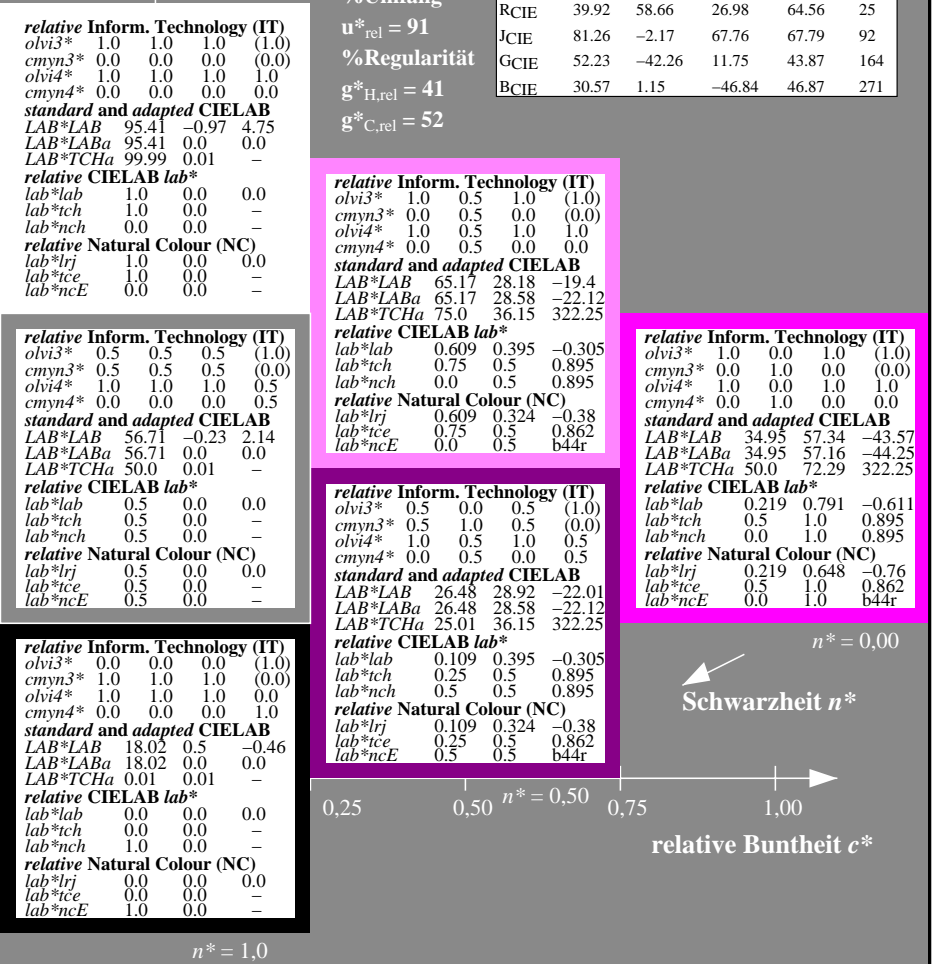

%Regularität

$g^*_{H,rel} = 41$

$g^*_{C,rel} = 52$

MRS18; adaptierte CIELAB-Daten

	$L^*=L^*_a$	$a^*_a$	$b^*_a$	$C^*_{ab,a}$	$h^*_{ab,a}$
RMa	49.63	66.96	38.37	77.18	30
JMa	90.7	-6.36	88.75	88.98	94
GMa	52.11	-69.73	9.44	70.37	172
G50BMa	45.03	-36.57	-28.47	46.36	218
BMa	36.65	23.19	-63.05	67.18	290
B50RMa	34.94	57.17	-44.26	72.31	322
NMa	18.01	0.0	0.0	0.0	0
WMa	95.41	0.0	0.0	0.0	0
RCIE	39.92	58.66	26.98	64.56	25
JCIE	81.26	-2.17	67.76	67.79	92
GCIE	52.23	-42.26	11.75	43.87	164
BCIE	30.57	1.15	-46.84	46.87	271



**relative Inform. Technology (IT)**  
 $olvi3^* \ 1.0 \ 1.0 \ 1.0 \ (1.0)$   
 $cmyn3^* \ 0.0 \ 0.0 \ 0.0 \ (0.0)$   
 $olvi4^* \ 1.0 \ 1.0 \ 1.0 \ 1.0$   
 $cmyn4^* \ 0.0 \ 0.0 \ 0.0 \ 0.0$

**standard and adapted CIELAB**  
 $LAB^*LAB \ 95.41 \ -0.97 \ 4.75$   
 $LAB^*LABa \ 95.41 \ 0.0 \ 0.0$   
 $LAB^*TCHa \ 99.99 \ 0.01 \ -$

**relative CIELAB lab\***  
 $lab^*lab \ 1.0 \ 0.0 \ 0.0$   
 $lab^*tch \ 1.0 \ 0.0 \ -$   
 $lab^*nch \ 0.0 \ 0.0 \ -$

**relative Natural Colour (NC)**  
 $lab^*lrj \ 1.0 \ 0.0 \ 0.0$   
 $lab^*tce \ 1.0 \ 0.0 \ -$   
 $lab^*nce \ 0.0 \ 0.0 \ -$

**relative Inform. Technology (IT)**  
 $olvi3^* \ 0.5 \ 0.5 \ 0.5 \ (1.0)$   
 $cmyn3^* \ 0.5 \ 0.5 \ 0.5 \ (0.0)$   
 $olvi4^* \ 1.0 \ 1.0 \ 1.0 \ 0.5$   
 $cmyn4^* \ 0.0 \ 0.0 \ 0.0 \ 0.5$

**standard and adapted CIELAB**  
 $LAB^*LAB \ 56.71 \ -0.23 \ 2.14$   
 $LAB^*LABa \ 56.71 \ 0.0 \ 0.0$   
 $LAB^*TCHa \ 50.0 \ 0.01 \ -$

**relative CIELAB lab\***  
 $lab^*lab \ 0.5 \ 0.0 \ 0.0$   
 $lab^*tch \ 0.5 \ 0.0 \ -$   
 $lab^*nch \ 0.5 \ 0.0 \ -$

**relative Natural Colour (NC)**  
 $lab^*lrj \ 0.5 \ 0.0 \ 0.0$   
 $lab^*tce \ 0.5 \ 0.0 \ -$   
 $lab^*nce \ 0.5 \ 0.0 \ -$

**relative Inform. Technology (IT)**  
 $olvi3^* \ 0.0 \ 0.0 \ 0.0 \ (1.0)$   
 $cmyn3^* \ 1.0 \ 1.0 \ 1.0 \ (0.0)$   
 $olvi4^* \ 1.0 \ 1.0 \ 1.0 \ 0.0$   
 $cmyn4^* \ 0.0 \ 0.0 \ 0.0 \ 1.0$

**standard and adapted CIELAB**  
 $LAB^*LAB \ 18.02 \ 0.5 \ -0.46$   
 $LAB^*LABa \ 18.02 \ 0.0 \ 0.0$   
 $LAB^*TCHa \ 0.01 \ 0.01 \ -$

**relative CIELAB lab\***  
 $lab^*lab \ 0.0 \ 0.0 \ 0.0$   
 $lab^*tch \ 0.0 \ 0.0 \ -$   
 $lab^*nch \ 1.0 \ 0.0 \ -$

**relative Natural Colour (NC)**  
 $lab^*lrj \ 0.0 \ 0.0 \ 0.0$   
 $lab^*tce \ 0.0 \ 0.0 \ -$   
 $lab^*nce \ 1.0 \ 0.0 \ -$

**relative Inform. Technology (IT)**  
 $olvi3^* \ 1.0 \ 0.5 \ 1.0 \ (1.0)$   
 $cmyn3^* \ 0.0 \ 0.5 \ 0.0 \ (0.0)$   
 $olvi4^* \ 1.0 \ 0.5 \ 1.0 \ 1.0$   
 $cmyn4^* \ 0.0 \ 0.5 \ 0.0 \ 0.0$

**standard and adapted CIELAB**  
 $LAB^*LAB \ 65.17 \ 28.18 \ -19.4$   
 $LAB^*LABa \ 65.17 \ 28.58 \ -22.12$   
 $LAB^*TCHa \ 75.0 \ 36.15 \ 322.25$

**relative CIELAB lab\***  
 $lab^*lab \ 0.609 \ 0.395 \ -0.305$   
 $lab^*tch \ 0.75 \ 0.5 \ 0.895$   
 $lab^*nch \ 0.0 \ 0.5 \ 0.895$

**relative Natural Colour (NC)**  
 $lab^*lrj \ 0.609 \ 0.324 \ -0.38$   
 $lab^*tce \ 0.75 \ 0.5 \ 0.862$   
 $lab^*nce \ 0.0 \ 0.5 \ b44r$

**relative Inform. Technology (IT)**  
 $olvi3^* \ 0.5 \ 0.0 \ 0.5 \ (1.0)$   
 $cmyn3^* \ 0.5 \ 1.0 \ 0.5 \ (0.0)$   
 $olvi4^* \ 1.0 \ 0.5 \ 1.0 \ 0.5$   
 $cmyn4^* \ 0.0 \ 0.5 \ 0.0 \ 0.5$

**standard and adapted CIELAB**  
 $LAB^*LAB \ 26.48 \ 28.92 \ -22.01$   
 $LAB^*LABa \ 26.48 \ 28.58 \ -22.12$   
 $LAB^*TCHa \ 25.01 \ 36.15 \ 322.25$

**relative CIELAB lab\***  
 $lab^*lab \ 0.109 \ 0.395 \ -0.305$   
 $lab^*tch \ 0.25 \ 0.5 \ 0.895$   
 $lab^*nch \ 0.5 \ 0.5 \ 0.895$

**relative Natural Colour (NC)**  
 $lab^*lrj \ 0.109 \ 0.324 \ -0.38$   
 $lab^*tce \ 0.25 \ 0.5 \ 0.862$   
 $lab^*nce \ 0.5 \ 0.5 \ b44r$

**relative Inform. Technology (IT)**  
 $olvi3^* \ 1.0 \ 0.0 \ 1.0 \ (1.0)$   
 $cmyn3^* \ 0.0 \ 1.0 \ 0.0 \ (0.0)$   
 $olvi4^* \ 1.0 \ 0.0 \ 1.0 \ 1.0$   
 $cmyn4^* \ 0.0 \ 1.0 \ 0.0 \ 0.0$

**standard and adapted CIELAB**  
 $LAB^*LAB \ 34.95 \ 57.34 \ -43.57$   
 $LAB^*LABa \ 34.95 \ 57.16 \ -44.25$   
 $LAB^*TCHa \ 50.0 \ 72.29 \ 322.25$

**relative CIELAB lab\***  
 $lab^*lab \ 0.219 \ 0.791 \ -0.611$   
 $lab^*tch \ 0.5 \ 1.0 \ 0.895$   
 $lab^*nch \ 0.0 \ 1.0 \ 0.895$

**relative Natural Colour (NC)**  
 $lab^*lrj \ 0.219 \ 0.648 \ -0.76$   
 $lab^*tce \ 0.5 \ 1.0 \ 0.862$   
 $lab^*nce \ 0.0 \ 1.0 \ b44r$

Siehe ähnliche Dateien: <http://www.ps.bam.de/TG04/>  
 Technische Information: <http://www.ps.bam.de> Version 2.1, io=1,1, CIEXYZ

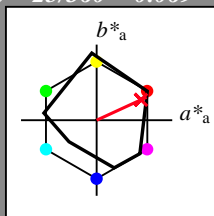
BAM-Registrierung: 20060101-TG04/10L/L04G05FP.PS/.PDF BAM-Material: Code=rhatha  
 Anwendung für Beurteilung und Messung von Drucker- oder Monitorssystemen, Yr=2.5, XYZ  
 /TG04/ Form: 6/10, Serie: 1/1, Seite: 6 Seite: 6

Eingabe: Farbmétrisches Reflexions-System MRS18

für Buntton  $h^* = lab^*h = 25/360 = 0.069$   
 $lab^*tch$  und  $lab^*nch$

D65: Buntton R  
 LCH\*Ma: 48 73 25  
 olv\*Ma: 1.0 0.0 0.1

Dreiecks-Helligkeit  $t^*$



**MRS18; adaptierte CIELAB-Daten**

	$L^*=L^*_a$	$a^*_a$	$b^*_a$	$C^*_{ab,a}$	$h^*_{ab,a}$
RMa	49.63	66.96	38.37	77.18	30
JMa	90.7	-6.36	88.75	88.98	94
GMa	52.11	-69.73	9.44	70.37	172
G50BMa	45.03	-36.57	-28.47	46.36	218
BMa	36.65	23.19	-63.05	67.18	290
B50RMa	34.94	57.17	-44.26	72.31	322
NMa	18.01	0.0	0.0	0.0	0
WMa	95.41	0.0	0.0	0.0	0
RCIE	39.92	58.66	26.98	64.56	25
JCIE	81.26	-2.17	67.76	67.79	92
GCIE	52.23	-42.26	11.75	43.87	164
BCIE	30.57	1.15	-46.84	46.87	271

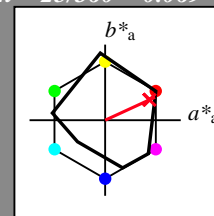
%Umfang  
 $u^*_{rel} = 91$   
 %Regularität  
 $g^*_{H,rel} = 41$   
 $g^*_{C,rel} = 52$

Ausgabe: Farbmétrisches Reflexions-System MRS18

für Buntton  $h^* = lab^*h = 25/360 = 0.069$   
 $lab^*tch$  und  $lab^*nch$

D65: Buntton R  
 LCH\*Ma: 48 73 25  
 olv\*Ma: 1.0 0.0 0.1

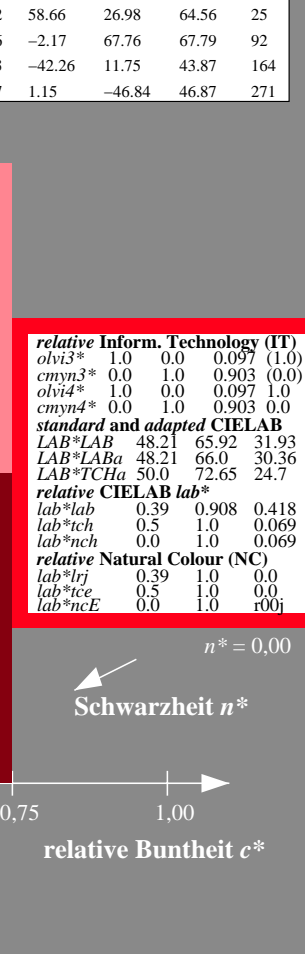
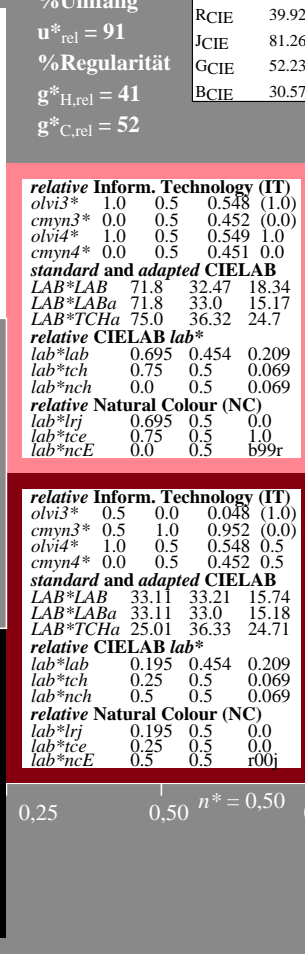
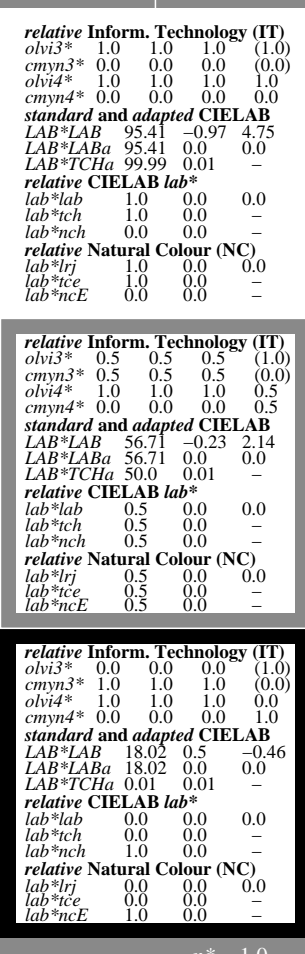


Dreiecks-Helligkeit  $t^*$



**MRS18; adaptierte CIELAB-Daten**

	$L^*=L^*_a$	$a^*_a$	$b^*_a$	$C^*_{ab,a}$	$h^*_{ab,a}$
RMa	49.63	66.96	38.37	77.18	30
JMa	90.7	-6.36	88.75	88.98	94
GMa	52.11	-69.73	9.44	70.37	172
G50BMa	45.03	-36.57	-28.47	46.36	218
BMa	36.65	23.19	-63.05	67.18	290
B50RMa	34.94	57.17	-44.26	72.31	322
NMa	18.01	0.0	0.0	0.0	0
WMa	95.41	0.0	0.0	0.0	0
RCIE	39.92	58.66	26.98	64.56	25
JCIE	81.26	-2.17	67.76	67.79	92
GCIE	52.23	-42.26	11.75	43.87	164
BCIE	30.57	1.15	-46.84	46.87	271

%Umfang  
 $u^*_{rel} = 91$   
 %Regularität  
 $g^*_{H,rel} = 41$   
 $g^*_{C,rel} = 52$



**relative Inform. Technology (IT)**

olvi3*	1.0	1.0	1.0	(1.0)
cmyn3*	0.0	0.0	0.0	(0.0)
olvi4*	1.0	1.0	1.0	1.0
cmyn4*	0.0	0.0	0.0	0.0

**standard and adapted CIELAB**

LAB*LAB	95.41	-0.97	4.75
LAB*LABa	95.41	0.0	0.0
LAB*TCHa	99.99	0.01	-

**relative CIELAB lab\***

lab*lab	1.0	0.0	0.0
lab*tch	1.0	0.0	-
lab*nch	0.0	0.0	-

**relative Natural Colour (NC)**

lab*lrj	1.0	0.0	0.0
lab*tce	1.0	0.0	-
lab*nce	0.0	0.0	-

**relative Inform. Technology (IT)**

olvi3*	0.5	0.5	0.5	(1.0)
cmyn3*	0.5	0.5	0.5	(0.0)
olvi4*	1.0	1.0	1.0	0.5
cmyn4*	0.0	0.0	0.0	0.5

**standard and adapted CIELAB**

LAB*LAB	56.71	-0.23	2.14
LAB*LABa	56.71	0.0	0.0
LAB*TCHa	50.0	0.01	-

**relative CIELAB lab\***

lab*lab	0.5	0.0	0.0
lab*tch	0.5	0.0	-
lab*nch	0.5	0.0	-

**relative Natural Colour (NC)**

lab*lrj	0.5	0.0	0.0
lab*tce	0.5	0.0	-
lab*nce	0.5	0.0	-

**relative Inform. Technology (IT)**

olvi3*	0.0	0.0	0.0	(1.0)
cmyn3*	1.0	1.0	1.0	(0.0)
olvi4*	1.0	1.0	1.0	0.0
cmyn4*	0.0	0.0	0.0	1.0

**standard and adapted CIELAB**

LAB*LAB	18.02	0.5	-0.46
LAB*LABa	18.02	0.0	0.0
LAB*TCHa	0.01	0.01	-

**relative CIELAB lab\***

lab*lab	0.0	0.0	0.0
lab*tch	0.0	0.0	-
lab*nch	1.0	0.0	-

**relative Natural Colour (NC)**

lab*lrj	0.0	0.0	0.0
lab*tce	0.0	0.0	-
lab*nce	1.0	0.0	-

**relative Inform. Technology (IT)**

olvi3*	1.0	0.5	0.548	(1.0)
cmyn3*	0.0	0.5	0.452	(0.0)
olvi4*	1.0	0.5	0.549	1.0
cmyn4*	0.0	0.5	0.451	0.0

**standard and adapted CIELAB**

LAB*LAB	71.8	32.47	18.34
LAB*LABa	71.8	33.0	15.17
LAB*TCHa	75.0	36.32	24.7

**relative CIELAB lab\***

lab*lab	0.695	0.454	0.209
lab*tch	0.75	0.5	0.069
lab*nch	0.0	0.5	0.069

**relative Natural Colour (NC)**

lab*lrj	0.695	0.5	0.0
lab*tce	0.75	0.5	1.0
lab*nce	0.0	0.5	b99r

**relative Inform. Technology (IT)**

olvi3*	0.5	0.0	0.048	(1.0)
cmyn3*	0.5	1.0	0.952	(0.0)
olvi4*	1.0	0.5	0.548	0.5
cmyn4*	0.0	0.5	0.452	0.5

**standard and adapted CIELAB**

LAB*LAB	33.11	33.21	15.74
LAB*LABa	33.11	33.0	15.18
LAB*TCHa	25.01	36.33	24.71

**relative CIELAB lab\***

lab*lab	0.195	0.454	0.209
lab*tch	0.25	0.5	0.069
lab*nch	0.5	0.5	0.069

**relative Natural Colour (NC)**

lab*lrj	0.195	0.5	0.0
lab*tce	0.25	0.5	0.0
lab*nce	0.5	0.5	r00j

**relative Inform. Technology (IT)**

olvi3*	1.0	0.0	0.097	(1.0)
cmyn3*	0.0	1.0	0.903	(0.0)
olvi4*	1.0	0.0	0.097	1.0
cmyn4*	0.0	1.0	0.903	0.0

**standard and adapted CIELAB**

LAB*LAB	48.21	65.92	31.93
LAB*LABa	48.21	66.0	30.36
LAB*TCHa	50.0	72.65	24.7

**relative CIELAB lab\***

lab*lab	0.39	0.908	0.418
lab*tch	0.5	1.0	0.069
lab*nch	0.0	1.0	0.069

**relative Natural Colour (NC)**

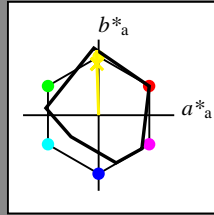
lab*lrj	0.39	1.0	0.0
lab*tce	0.5	1.0	0.0
lab*nce	0.0	1.0	r00j

Eingabe: Farbmétrisches Reflexions-System MRS18

für Buntton  $h^* = lab^*h = 92/360 = 0.255$   
 $lab^*tch$  und  $lab^*nch$

D65: Buntton J  
 LCH\*Ma: 89 86 92  
 olv\*Ma: 1.0 0.95 0.0

Dreiecks-Helligkeit  $t^*$



**MRS18; adaptierte CIELAB-Daten**

	$L^*=L^*_a$	$a^*_a$	$b^*_a$	$C^*_{ab,a}$	$h^*_{ab,a}$
RMa	49.63	66.96	38.37	77.18	30
JMa	90.7	-6.36	88.75	88.98	94
GMa	52.11	-69.73	9.44	70.37	172
G50BMa	45.03	-36.57	-28.47	46.36	218
BMa	36.65	23.19	-63.05	67.18	290
B50RMa	34.94	57.17	-44.26	72.31	322
NMa	18.01	0.0	0.0	0.0	0
WMa	95.41	0.0	0.0	0.0	0
RCIE	39.92	58.66	26.98	64.56	25
JCIE	81.26	-2.17	67.76	67.79	92
GCIE	52.23	-42.26	11.75	43.87	164
BCIE	30.57	1.15	-46.84	46.87	271

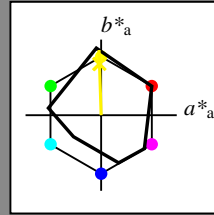
%Umfang  
 $u^*_{rel} = 91$   
 %Regularität  
 $g^*_{H,rel} = 41$   
 $g^*_{C,rel} = 52$

Ausgabe: Farbmétrisches Reflexions-System MRS18

für Buntton  $h^* = lab^*h = 92/360 = 0.255$   
 $lab^*tch$  und  $lab^*nch$

D65: Buntton J  
 LCH\*Ma: 89 86 92  
 olv\*Ma: 1.0 0.95 0.0

Dreiecks-Helligkeit  $t^*$



**MRS18; adaptierte CIELAB-Daten**

	$L^*=L^*_a$	$a^*_a$	$b^*_a$	$C^*_{ab,a}$	$h^*_{ab,a}$
RMa	49.63	66.96	38.37	77.18	30
JMa	90.7	-6.36	88.75	88.98	94
GMa	52.11	-69.73	9.44	70.37	172
G50BMa	45.03	-36.57	-28.47	46.36	218
BMa	36.65	23.19	-63.05	67.18	290
B50RMa	34.94	57.17	-44.26	72.31	322
NMa	18.01	0.0	0.0	0.0	0
WMa	95.41	0.0	0.0	0.0	0
RCIE	39.92	58.66	26.98	64.56	25
JCIE	81.26	-2.17	67.76	67.79	92
GCIE	52.23	-42.26	11.75	43.87	164
BCIE	30.57	1.15	-46.84	46.87	271

%Umfang  
 $u^*_{rel} = 91$   
 %Regularität  
 $g^*_{H,rel} = 41$   
 $g^*_{C,rel} = 52$

**relative Inform. Technology (IT)**

olvi3*	1.0	1.0	1.0	(1.0)
cmyn3*	0.0	0.0	0.0	(0.0)
olvi4*	1.0	1.0	1.0	1.0
cmyn4*	0.0	0.0	0.0	0.0

**standard and adapted CIELAB**

LAB*LAB	95.41	-0.97	4.75
LAB*LABa	95.41	0.0	0.0
LAB*TCHa	99.99	0.01	-

**relative CIELAB lab\***

lab*lab	1.0	0.0	0.0
lab*tch	1.0	0.0	-
lab*nch	0.0	0.0	-

**relative Natural Colour (NC)**

lab*lrj	1.0	0.0	0.0
lab*tce	1.0	0.0	-
lab*nce	0.0	0.0	-

**relative Inform. Technology (IT)**

olvi3*	1.0	0.976	0.5	(1.0)
cmyn3*	0.0	0.024	0.5	(0.0)
olvi4*	1.0	0.976	0.5	1.0
cmyn4*	0.0	0.024	0.5	0.0

**standard and adapted CIELAB**

LAB*LAB	92.04	-2.3	47.67
LAB*LABa	92.04	-1.39	43.14
LAB*TCHa	75.0	43.16	91.85

**relative CIELAB lab\***

lab*lab	0.957	-0.015	0.5
lab*tch	0.75	0.5	0.255
lab*nch	0.0	0.5	0.255

**relative Natural Colour (NC)**

lab*lrj	0.957	0.0	0.5
lab*tce	0.75	0.5	0.25
lab*nce	0.0	0.5	j00g

**relative Inform. Technology (IT)**

olvi3*	0.5	0.5	0.5	(1.0)
cmyn3*	0.5	0.5	0.5	(0.0)
olvi4*	1.0	1.0	1.0	0.5
cmyn4*	0.0	0.0	0.0	0.5

**standard and adapted CIELAB**

LAB*LAB	56.71	-0.23	2.14
LAB*LABa	56.71	0.0	0.0
LAB*TCHa	50.0	0.01	-

**relative CIELAB lab\***

lab*lab	0.5	0.0	0.0
lab*tch	0.5	0.0	-
lab*nch	0.5	0.0	-

**relative Natural Colour (NC)**

lab*lrj	0.5	0.0	0.0
lab*tce	0.5	0.0	-
lab*nce	0.5	0.0	-

**relative Inform. Technology (IT)**

olvi3*	0.5	0.476	0.0	(1.0)
cmyn3*	0.5	0.524	1.0	(0.0)
olvi4*	1.0	0.976	0.5	0.5
cmyn4*	0.0	0.024	0.5	0.5

**standard and adapted CIELAB**

LAB*LAB	53.35	-1.55	45.05
LAB*LABa	53.35	-1.38	43.13
LAB*TCHa	25.01	43.16	91.84

**relative CIELAB lab\***

lab*lab	0.457	-0.015	0.5
lab*tch	0.25	0.5	0.255
lab*nch	0.5	0.5	0.255

**relative Natural Colour (NC)**

lab*lrj	0.457	0.0	0.5
lab*tce	0.25	0.5	0.25
lab*nce	0.5	0.5	j99j

**relative Inform. Technology (IT)**

olvi3*	1.0	0.951	0.0	(1.0)
cmyn3*	0.0	0.049	1.0	(0.0)
olvi4*	1.0	0.951	0.0	1.0
cmyn4*	0.0	0.049	1.0	0.0

**standard and adapted CIELAB**

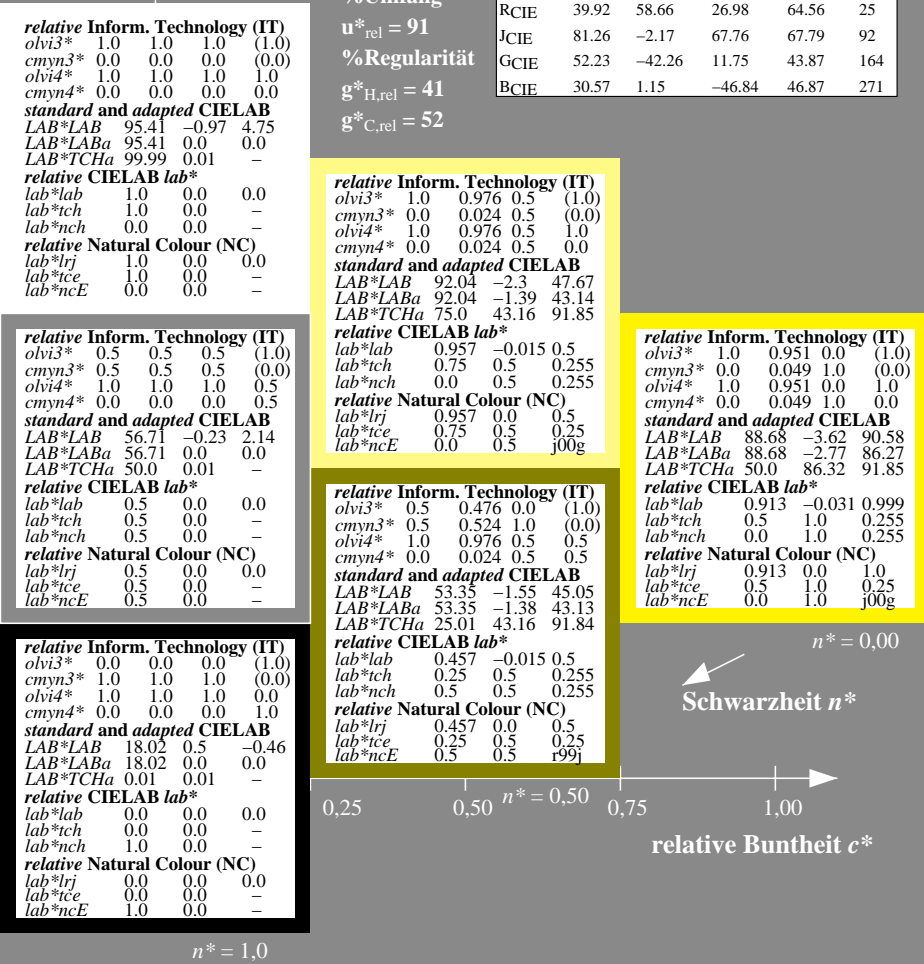

LAB*LAB	88.68	-3.62	90.58
LAB*LABa	88.68	-2.77	86.27
LAB*TCHa	50.0	86.32	91.85

**relative CIELAB lab\***

lab*lab	0.913	-0.031	0.999
lab*tch	0.5	1.0	0.255
lab*nch	0.0	1.0	0.255

**relative Natural Colour (NC)**

lab*lrj	0.913	0.0	1.0
lab*tce	0.5	1.0	0.25
lab*nce	0.0	1.0	j00g



TG040-7, 3 stufige Reihen für konstanten CIELAB Buntton 92/360 = 0.255 (links)

3 stufige Reihen für konstanten CIELAB Buntton 92/360 = 0.255 (rechts)

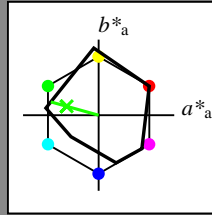
BAM-Prüfvorlage TG04; Farbmétrik-Systeme MRS18 & MRS18  
 D65: 3stufige Farbreihen und Koordinaten-Daten für 10 Bunttöne  
 input:  $olv^* setrgbcolor$   
 output:  $olv^* setrgbcolor / w^* setgray$



Eingabe: Farbmétrisches Reflexions-System MRS18

für Buntton  $h^* = lab^*h = 164/360 = 0.457$   
 $lab^*tch$  und  $lab^*nch$

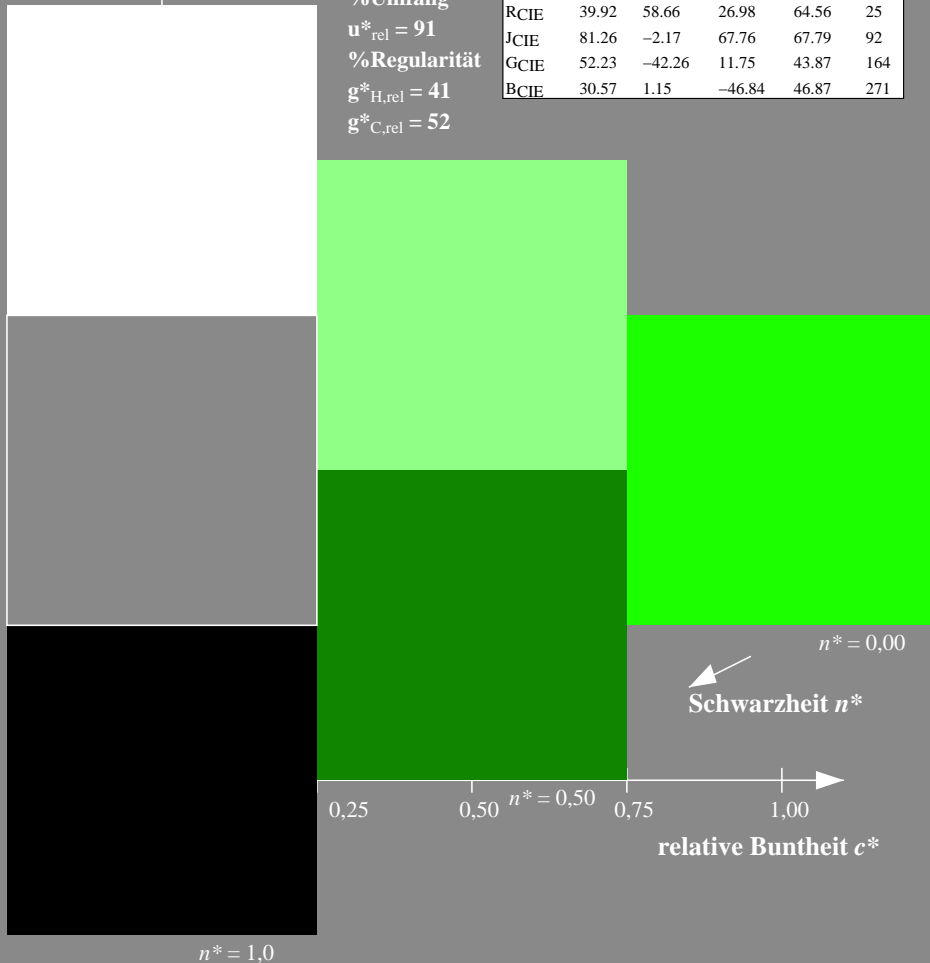
D65: Buntton G  
 LCH\*Ma: 56 66 164  
 olv\*Ma: 0.1 1.0 0.0  
 Dreiecks-Helligkeit  $t^*$



MRS18; adaptierte CIELAB-Daten

	$L^*=L^*_a$	$a^*_a$	$b^*_a$	$C^*_{ab,a}$	$h^*_{ab,a}$
RMa	49.63	66.96	38.37	77.18	30
JMa	90.7	-6.36	88.75	88.98	94
GMa	52.11	-69.73	9.44	70.37	172
G50BMa	45.03	-36.57	-28.47	46.36	218
BMa	36.65	23.19	-63.05	67.18	290
B50RMa	34.94	57.17	-44.26	72.31	322
NMa	18.01	0.0	0.0	0.0	0
WMa	95.41	0.0	0.0	0.0	0
RCIE	39.92	58.66	26.98	64.56	25
JCIE	81.26	-2.17	67.76	67.79	92
GCIE	52.23	-42.26	11.75	43.87	164
BCIE	30.57	1.15	-46.84	46.87	271

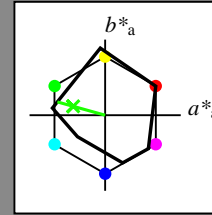
%Umfang  
 $u^*_{rel} = 91$   
 %Regularität  
 $g^*_{H,rel} = 41$   
 $g^*_{C,rel} = 52$



Ausgabe: Farbmétrisches Reflexions-System MRS18

für Buntton  $h^* = lab^*h = 164/360 = 0.457$   
 $lab^*tch$  und  $lab^*nch$

D65: Buntton G  
 LCH\*Ma: 56 66 164  
 olv\*Ma: 0.1 1.0 0.0  
 Dreiecks-Helligkeit  $t^*$



MRS18; adaptierte CIELAB-Daten

	$L^*=L^*_a$	$a^*_a$	$b^*_a$	$C^*_{ab,a}$	$h^*_{ab,a}$
RMa	49.63	66.96	38.37	77.18	30
JMa	90.7	-6.36	88.75	88.98	94
GMa	52.11	-69.73	9.44	70.37	172
G50BMa	45.03	-36.57	-28.47	46.36	218
BMa	36.65	23.19	-63.05	67.18	290
B50RMa	34.94	57.17	-44.26	72.31	322
NMa	18.01	0.0	0.0	0.0	0
WMa	95.41	0.0	0.0	0.0	0
RCIE	39.92	58.66	26.98	64.56	25
JCIE	81.26	-2.17	67.76	67.79	92
GCIE	52.23	-42.26	11.75	43.87	164
BCIE	30.57	1.15	-46.84	46.87	271

%Umfang  
 $u^*_{rel} = 91$   
 %Regularität  
 $g^*_{H,rel} = 41$   
 $g^*_{C,rel} = 52$

relative Inform. Technology (IT)

olvi3*	1.0	1.0	1.0	(1.0)
cmyn3*	0.0	0.0	0.0	(0.0)
olvi4*	1.0	1.0	1.0	1.0
cmyn4*	0.0	0.0	0.0	0.0

standard and adapted CIELAB

LAB*LAB	95.41	-0.97	4.75
LAB*LABa	95.41	0.0	0.0
LAB*TCHa	99.99	0.01	-

relative CIELAB lab\*

lab*lab	1.0	0.0	0.0
lab*tch	1.0	0.0	-
lab*nch	0.0	0.0	-

relative Natural Colour (NC)

lab*lrj	1.0	0.0	0.0
lab*tce	1.0	0.0	-
lab*nce	0.0	0.0	-

relative Inform. Technology (IT)

olvi3*	0.551	1.0	0.5	(1.0)
cmyn3*	0.449	0.0	0.5	(0.0)
olvi4*	0.551	1.0	0.5	1.0
cmyn4*	0.449	0.0	0.5	0.0

standard and adapted CIELAB

LAB*LAB	75.74	-32.2	12.22
LAB*LABa	75.74	-31.6	8.79
LAB*TCHa	75.0	32.81	164.46

relative CIELAB lab\*

lab*lab	0.746	-0.481	0.134
lab*tch	0.75	0.5	0.457
lab*nch	0.0	0.5	0.457

relative Natural Colour (NC)

lab*lrj	0.746	-0.499	0.0
lab*tce	0.75	0.5	0.5
lab*nce	0.0	0.5	0.999

relative Inform. Technology (IT)

olvi3*	0.5	0.5	0.5	(1.0)
cmyn3*	0.5	0.5	0.5	(0.0)
olvi4*	1.0	1.0	1.0	0.5
cmyn4*	0.0	0.0	0.0	0.5

standard and adapted CIELAB

LAB*LAB	56.71	-0.23	2.14
LAB*LABa	56.71	0.0	0.0
LAB*TCHa	50.0	0.01	-

relative CIELAB lab\*

lab*lab	0.5	0.0	0.0
lab*tch	0.5	0.0	-
lab*nch	0.5	0.0	-

relative Natural Colour (NC)

lab*lrj	0.5	0.0	0.0
lab*tce	0.5	0.0	-
lab*nce	0.5	0.0	-

relative Inform. Technology (IT)

olvi3*	0.051	0.5	0.0	(1.0)
cmyn3*	0.949	0.5	1.0	(0.0)
olvi4*	0.551	1.0	0.5	0.5
cmyn4*	0.449	0.0	0.5	0.5

standard and adapted CIELAB

LAB*LAB	37.04	-31.47	9.6
LAB*LABa	37.04	-31.6	8.78
LAB*TCHa	25.01	32.81	164.47

relative CIELAB lab\*

lab*lab	0.246	-0.481	0.134
lab*tch	0.25	0.5	0.457
lab*nch	0.5	0.5	0.457

relative Natural Colour (NC)

lab*lrj	0.246	-0.499	0.0
lab*tce	0.25	0.5	0.5
lab*nce	0.5	0.5	0.000

relative Inform. Technology (IT)

olvi3*	0.103	1.0	0.0	(1.0)
cmyn3*	0.897	0.0	1.0	(0.0)
olvi4*	0.103	1.0	0.0	1.0
cmyn4*	0.897	0.0	1.0	0.0

standard and adapted CIELAB


LAB*LAB	56.07	-63.44	19.68
LAB*LABa	56.07	-63.21	17.58
LAB*TCHa	50.0	65.62	164.46

relative CIELAB lab\*

lab*lab	0.492	-0.962	0.268
lab*tch	0.5	1.0	0.457
lab*nch	0.0	1.0	0.457

relative Natural Colour (NC)

lab*lrj	0.492	-0.999	0.0
lab*tce	0.5	1.0	0.5
lab*nce	0.0	1.0	0.000



relative Inform. Technology (IT)

olvi3*	0.0	0.0	0.0	(1.0)
cmyn3*	1.0	1.0	1.0	(0.0)
olvi4*	1.0	1.0	1.0	0.0
cmyn4*	0.0	0.0	0.0	1.0

standard and adapted CIELAB

LAB*LAB	18.02	0.5	-0.46
LAB*LABa	18.02	0.0	0.0
LAB*TCHa	0.01	0.01	-

relative CIELAB lab\*

lab*lab	0.0	0.0	0.0
lab*tch	0.0	0.0	-
lab*nch	1.0	0.0	-

relative Natural Colour (NC)

lab*lrj	0.0	0.0	0.0
lab*tce	0.0	0.0	-
lab*nce	1.0	0.0	-

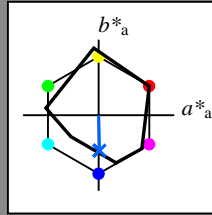
Siehe ähnliche Dateien: <http://www.ps.bam.de/TG04/>  
 Technische Information: <http://www.ps.bam.de> Version 2.1, io=1,1, CIEXYZ

BAM-Registrierung: 20060101-TG04/10L/L04G08FP.PS/.PDF BAM-Material: Code=rh4ta  
 Anwendung für Beurteilung und Messung von Drucker- oder Monitorssystemen, Yr=2.5, XYZ  
 /TG04/ Form 9/10, Serie: 1/1, Seite: 9 Seite: 1/9

Eingabe: Farbmétrisches Reflexions-System MRS18

für Buntton  $h^* = lab^*h = 271/360 = 0.754$   
 $lab^*tch$  und  $lab^*nch$

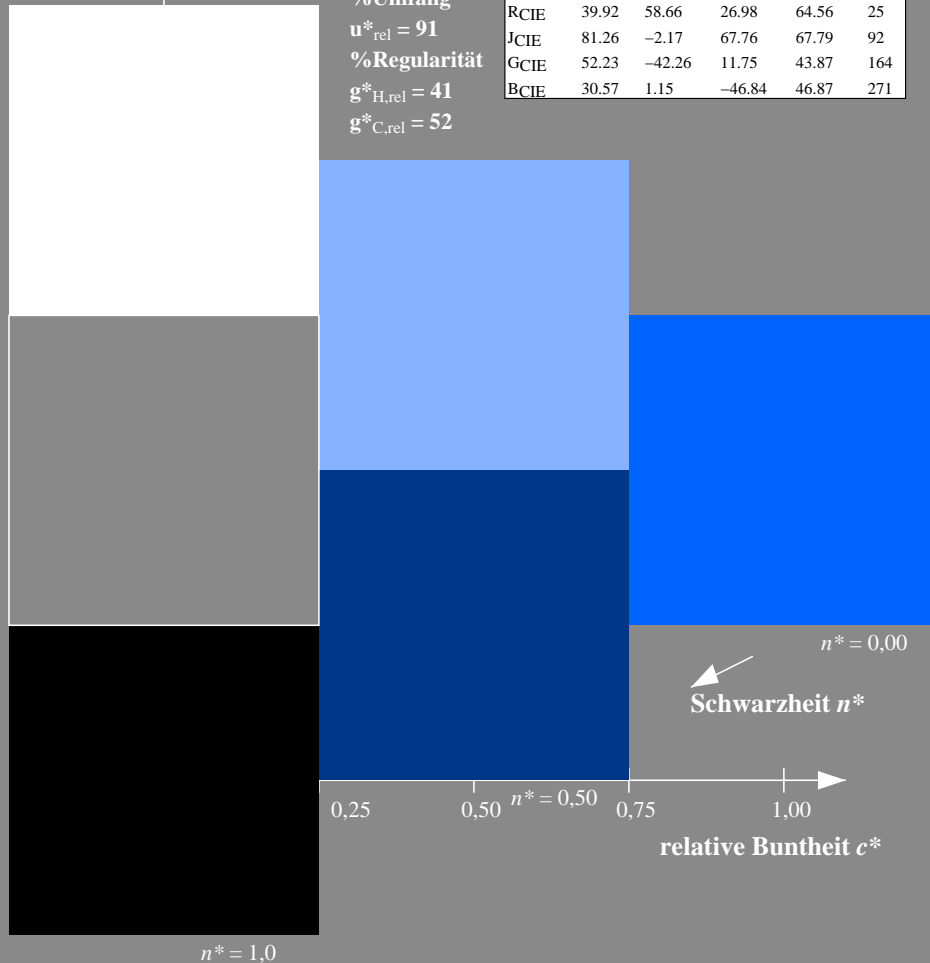
D65: Buntton B  
 LCH\*Ma: 40 50 271  
 olv\*Ma: 0.0 0.37 1.0  
 Dreiecks-Helligkeit  $t^*$



MRS18; adaptierte CIELAB-Daten

	$L^*=L^*_a$	$a^*_a$	$b^*_a$	$C^*_{ab,a}$	$h^*_{ab,a}$
RMa	49.63	66.96	38.37	77.18	30
JMa	90.7	-6.36	88.75	88.98	94
GMa	52.11	-69.73	9.44	70.37	172
G50BMa	45.03	-36.57	-28.47	46.36	218
BMa	36.65	23.19	-63.05	67.18	290
B50RMa	34.94	57.17	-44.26	72.31	322
NMa	18.01	0.0	0.0	0.0	0
WMa	95.41	0.0	0.0	0.0	0
RCIE	39.92	58.66	26.98	64.56	25
JCIE	81.26	-2.17	67.76	67.79	92
GCIE	52.23	-42.26	11.75	43.87	164
BCIE	30.57	1.15	-46.84	46.87	271

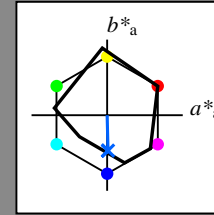
%Umfang  
 $u^*_{rel} = 91$   
 %Regularität  
 $g^*_{H,rel} = 41$   
 $g^*_{C,rel} = 52$



Ausgabe: Farbmétrisches Reflexions-System MRS18

für Buntton  $h^* = lab^*h = 271/360 = 0.754$   
 $lab^*tch$  und  $lab^*nch$

D65: Buntton B  
 LCH\*Ma: 40 50 271  
 olv\*Ma: 0.0 0.37 1.0  
 Dreiecks-Helligkeit  $t^*$



MRS18; adaptierte CIELAB-Daten

	$L^*=L^*_a$	$a^*_a$	$b^*_a$	$C^*_{ab,a}$	$h^*_{ab,a}$
RMa	49.63	66.96	38.37	77.18	30
JMa	90.7	-6.36	88.75	88.98	94
GMa	52.11	-69.73	9.44	70.37	172
G50BMa	45.03	-36.57	-28.47	46.36	218
BMa	36.65	23.19	-63.05	67.18	290
B50RMa	34.94	57.17	-44.26	72.31	322
NMa	18.01	0.0	0.0	0.0	0
WMa	95.41	0.0	0.0	0.0	0
RCIE	39.92	58.66	26.98	64.56	25
JCIE	81.26	-2.17	67.76	67.79	92
GCIE	52.23	-42.26	11.75	43.87	164
BCIE	30.57	1.15	-46.84	46.87	271

%Umfang  
 $u^*_{rel} = 91$   
 %Regularität  
 $g^*_{H,rel} = 41$   
 $g^*_{C,rel} = 52$

relative Inform. Technology (IT)

olvi3*	1.0	1.0	1.0	(1.0)
cmyn3*	0.0	0.0	0.0	(0.0)
olvi4*	1.0	1.0	1.0	1.0
cmyn4*	0.0	0.0	0.0	0.0

standard and adapted CIELAB

LAB*LAB	95.41	-0.97	4.75
LAB*LABa	95.41	0.0	0.0
LAB*TCHa	99.99	0.01	-

relative CIELAB lab\*

lab*lab	1.0	0.0	0.0
lab*tch	1.0	0.0	-
lab*nch	0.0	0.0	-

relative Natural Colour (NC)

lab*lrj	1.0	0.0	0.0
lab*tce	1.0	0.0	-
lab*nce	0.0	0.0	-

relative Inform. Technology (IT)

olvi3*	0.5	0.684	1.0	(1.0)
cmyn3*	0.5	0.316	0.0	(0.0)
olvi4*	0.5	0.684	1.0	1.0
cmyn4*	0.5	0.316	0.0	0.0

standard and adapted CIELAB

LAB*LAB	67.57	0.17	-22.28
LAB*LABa	67.57	0.61	-25.16
LAB*TCHa	75.0	25.18	271.4

relative CIELAB lab\*

lab*lab	0.64	0.012	-0.499
lab*tch	0.75	0.5	0.754
lab*nch	0.0	0.5	0.754

relative Natural Colour (NC)

lab*lrj	0.64	0.0	-0.499
lab*tce	0.75	0.5	0.75
lab*nce	0.0	0.5	g99b

relative Inform. Technology (IT)

olvi3*	0.5	0.5	0.5	(1.0)
cmyn3*	0.5	0.5	0.5	(0.0)
olvi4*	1.0	1.0	1.0	0.5
cmyn4*	0.0	0.0	0.0	0.5

standard and adapted CIELAB

LAB*LAB	56.71	-0.23	2.14
LAB*LABa	56.71	0.0	0.0
LAB*TCHa	50.0	0.01	-

relative CIELAB lab\*

lab*lab	0.5	0.0	0.0
lab*tch	0.5	0.0	-
lab*nch	0.5	0.0	-

relative Natural Colour (NC)

lab*lrj	0.5	0.0	0.0
lab*tce	0.5	0.0	-
lab*nce	0.5	0.0	-

relative Inform. Technology (IT)

olvi3*	0.0	0.184	0.5	(1.0)
cmyn3*	1.0	0.816	0.5	(0.0)
olvi4*	0.5	0.684	1.0	0.5
cmyn4*	0.5	0.316	0.0	0.5

standard and adapted CIELAB

LAB*LAB	28.87	0.92	-24.9
LAB*LABa	28.87	0.62	-25.16
LAB*TCHa	25.01	25.18	271.41

relative CIELAB lab\*

lab*lab	0.14	0.012	-0.499
lab*tch	0.25	0.5	0.754
lab*nch	0.5	0.5	0.754

relative Natural Colour (NC)

lab*lrj	0.14	0.0	-0.499
lab*tce	0.25	0.5	0.75
lab*nce	0.5	0.5	b00r

relative Inform. Technology (IT)

olvi3*	0.0	0.0	0.0	(1.0)
cmyn3*	1.0	1.0	1.0	(0.0)
olvi4*	1.0	1.0	1.0	0.0
cmyn4*	0.0	0.0	0.0	1.0

standard and adapted CIELAB

LAB*LAB	18.02	0.5	-0.46
LAB*LABa	18.02	0.0	0.0
LAB*TCHa	0.01	0.01	-

relative CIELAB lab\*

lab*lab	0.0	0.0	0.0
lab*tch	0.0	0.0	-
lab*nch	1.0	0.0	-

relative Natural Colour (NC)

lab*lrj	0.0	0.0	0.0
lab*tce	0.0	0.0	-
lab*nce	1.0	0.0	-

relative Inform. Technology (IT)

olvi3*	0.0	0.281	0.025	-0.998
lab*tch	0.5	1.0	0.754	
lab*nch	0.0	1.0	0.754	

relative Natural Colour (NC)

lab*lrj	0.281	0.0	-0.999
lab*tce	0.5	1.0	0.75
lab*nce	0.0	1.0	b00r

$n^* = 1,0$

$n^* = 1,0$

3 stufige Reihen für konstanten CIELAB Buntton 271/360 = 0.754 (rechts)

TG040-7, 3 stufige Reihen für konstanten CIELAB Buntton 271/360 = 0.754 (links)

BAM-Prüfvorlage TG04; Farbmétrik-Systeme MRS18 & MRS18input:  $olv^* setrgbcolor$

D65: 3stufige Farbreihen und Koordinaten-Daten für 10 Bunttöneoutput:  $olv^* setrgbcolor / w^* setgray$