

CIELAB 1976 $L^*a^*b^*$ - espacio-color
Definición y cambio

$$L^* = 116 (Y/Y_n)^{1/3} - 16$$

$$a^* = 500 [(X/X_n)^{1/3} - (Y/Y_n)^{1/3}]$$

$$b^* = 200 [(Y/Y_n)^{1/3} - (Z/Z_n)^{1/3}]$$

$$X = X_n [(L^* + 16) / 116 + a^*/500]^3$$

$$Y = Y_n [(L^* + 16) / 116]^3$$

$$Z = Z_n [(L^* + 16) / 116 - b^*/200]^3$$

AF870-1N

Q -function changes; transition from light- to color metrics
 scaling function of light metrics:
 $Q [k(x - u)] = Q[k(\log L - \log L_u)]$
 $\log L \rightarrow \log P$ for color metrics:
 $Q[k(\log P - \log L_u)]$
 $= Q[k(\log L - \log L_u + \log P - \log L)]$
 with saturation $p = \log P - \log L$
 for color metrics: $Q [k(x - u + p)]$

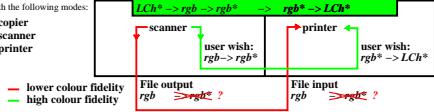
AF870-2N

Multifunctional device

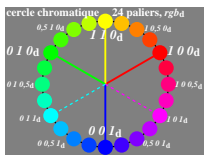
with the following modes:

- copier
- scanner
- printer

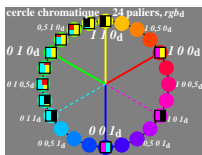
high colour fidelity with function copier
 $LCh^* \rightarrow rgb^* \rightarrow rgb^* \rightarrow LCh^*$



AF870-3N



AF870-5N



AF870-6N

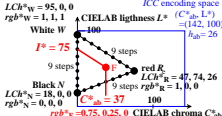
Offset rgb^* input data and LCh^* output data

Color	rgb^*	LCh^*
R elementary red	1 0 0	47, 74, 26
Y elementary yellow	1 1 0	86, 88, 92
G elementary green	0 1 0	53, 57, 164
B elementary blue	0 0 1	42, 45, 271
N black	0 0 0	18, 0, 0
W white	1 1 1	95, 0, 0

Data according to test chart DIN 33872-2, p.9-12
<http://farbe.li.tu-berlin.de/ACT/33872.html>
 Elementary-hue angles of CIE R1-47, see
<http://web.archive.org/web/20160304130704/http://files.cie.co.uk/524.pdf>

AF870-7N

9 step offset colours in CIELAB colour space

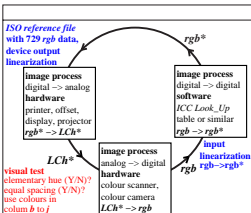


AF870-8N

Agreement (Y/N) of CIELAB h_{ab} with IEC 61966-2-1 and CIE R1-47

	reference: device colours				NOTES visual standard deviation r_{SD}
	$R_{d,RGB}$	$Y_{d,RGB}$	$G_{d,RGB}$	$B_{d,RGB}$	
definition for display output in IEC 61966-2-1	40 +/- 4 40 +/- 8	103 +/- 4 103 +/- 8	136 +/- 4 136 +/- 8	306 +/- 8 306 +/- 16	1 x vsd 2 x vsd data see [1], Tab. B.2
measurement of printer output rgb in file	34 N(-2) 34 Y	100 Y 100 Y	146 N(+8) 146 N(+2)	264 N(-34) 264 N(-26)	1 x vsd; 1 x Y 2 x vsd; 2 x Y data see [1], Fig. 32
measurement of printer output $cmym$ in file	34 N(-2) 34 Y	100 Y 100 Y	153 N(+15) 153 N(+9)	300 Y 300 Y	1 x vsd; 2 x Y 2 x vsd; 3 x Y data see [1], Fig. 33
	reference: elementary colours				NOTES visual standard deviation r_{SD}
	R_e	Y_e	G_e	B_e	
definition for any output in CIE R1-47	26 +/- 4 26 +/- 8	92 +/- 4 92 +/- 8	162 +/- 4 162 +/- 8	272 +/- 8 272 +/- 16	1 x vsd 2 x vsd data see CIE R1-47
measurement of printer output rgb in file	34 N(+4) 34 Y	100 N(+4) 100 Y	146 N(-12) 146 N(-8)	264 N(-4) 264 Y	1 x vsd; 0 x Y 2 x vsd; 3 x Y data see [1], Fig. 32
measurement of printer output $cmym$ in file	34 N(+4) 34 Y	100 N(+4) 100 Y	153 N(-5) 153 N(-1)	300 N(+20) 300 N(+12)	1 x vsd; 0 x Y 2 x vsd; 2 x Y data see [1], Fig. 33

AF871-3N



AF871-7N

TUB-test graphique AF87; Examples of colour metric
 User coordinates and device calibration

entrée: w/rgb/cmyk -> w/rgb/cmyk
 sortie: aucun changement