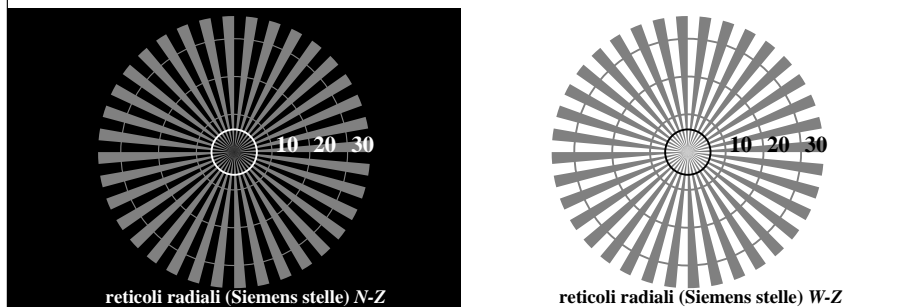
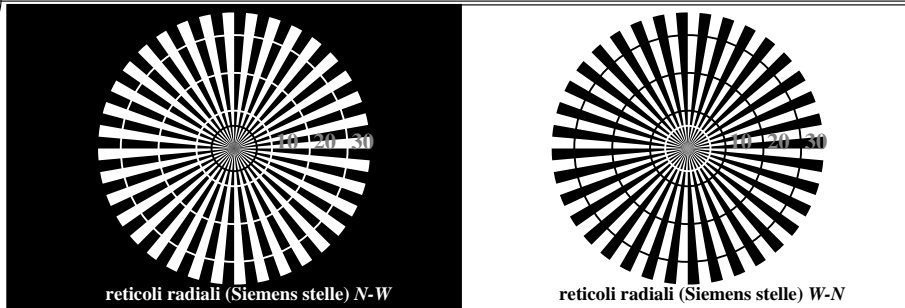
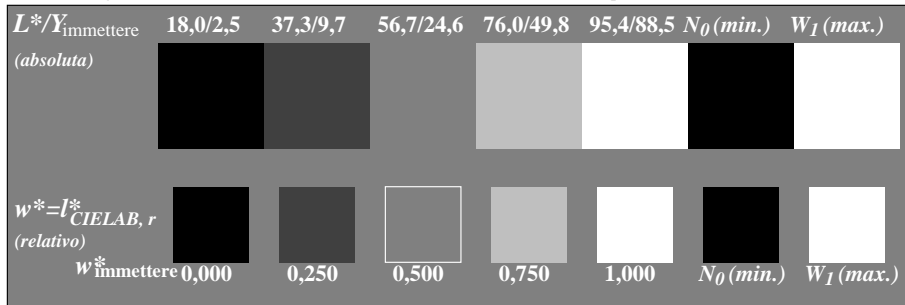


vedei file simili: http://farbe.li.tu-berlin.de/AI06/AI06L1NP.PDF /.PS; inizio dell'output, pagine 1/3
 informazioni tecniche: http://farbe.li.tu-berlin.de/ o http://farbe.li.tu-berlin.de/AE.HTM

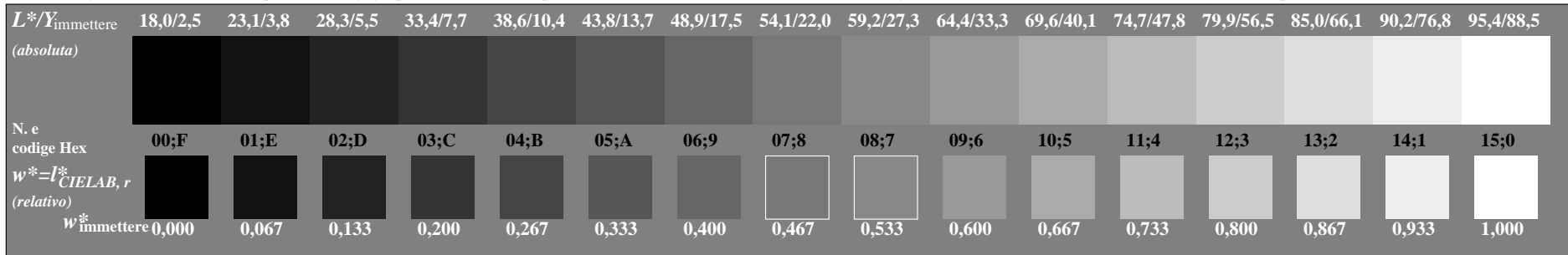
iscrizione TUB: 20190301-AI06/AI06L1NP.PDF /.PS
 Applicazione per la misura dell'output di display et output di stampa
 TUB materiale: code=rh4ta



AI060-3, Fig. A1W_{dd}: Elemento A: reticoli radiali N-W, W-N, N-Z i W-Z; PS operator: *rgb/cmy0/w/000n*




AI060-5, Fig. A2W_{dd}: Elemento B: 5 equidistante L^* grigio passi + N_0 + W_1 ; PS operator: *rgb/cmy0/w/000n*

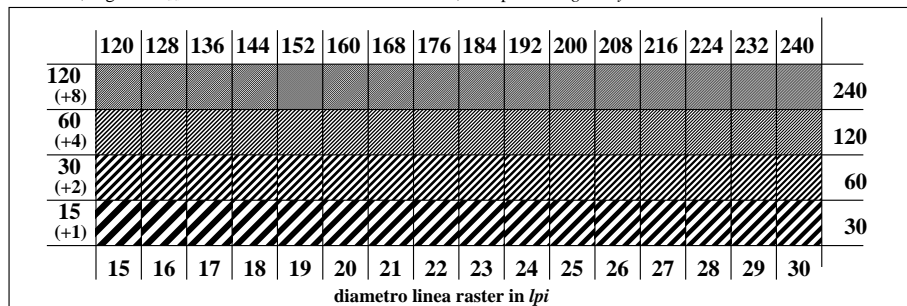


AI060-7, Fig. A3W_{dd}: Elemento C: 16 equidistante L^* grigio passi; PS operator: *rgb/cmy0/w/000n*

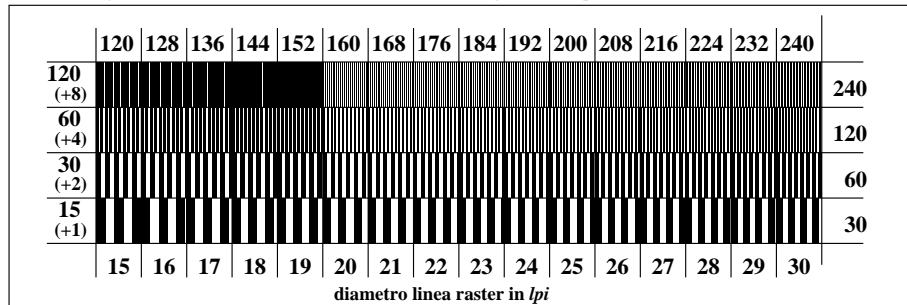
Grafico AI06 conformemente a ISO 9241-306
 Tavola dei colori acromatici N



AI061-1, Fig. A4W_{dd}: Elemento D: anelli di Landolt W-N; PS operator: *rgb/cmy0/w/000n*



AI061-3, Fig. A5W_{dd}: Elemento E: Linea raster a 45° (o 135° gradi); PS operator: *rgb/cmy0/w/000n*



AI061-5, Fig. A6W_{dd}: Elemento F: Linea raster a 90° (o 0° gradi); PS operator: *rgb/cmy0/w/000n*

Input: *rgb/cmy0/000n/w set...*
 Output: *->rgb_{dd} setrgbcolor*