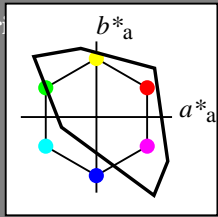


Ingresso: Colorimetrico Televisione sistema luminoso TLS00a

con *rgb* i dati di quattro colori elementari

- 1 0 0 = Rosso R_e
- 1 1 0 = Giallo Y_e
- 0 1 0 = Verde G_e
- 0 0 1 = Blu B_e



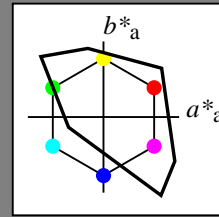
TLS00a; adattato (a) dati CIELAB

	$L^*=L^*_a$	a^*_a	b^*_a	$C^*_{ab,a}$	$h^*_{ab,a}$
O_{Ma}	50.5	76.92	64.55	100.42	40
Y_{Ma}	92.66	-20.69	90.75	93.08	103
L_{Ma}	83.63	-82.75	79.9	115.04	136
C_{Ma}	86.88	-46.16	-13.55	48.12	196
V_{Ma}	30.39	76.06	-103.59	128.52	306
M_{Ma}	57.3	94.35	-58.41	110.97	328
N_{Ma}	0.01	0.0	0.0	0.0	0
W_{Ma}	95.41	0.0	0.0	0.0	0
R_{CIE}	39.92	58.74	27.99	65.07	25
J_{CIE}	81.26	-2.88	71.56	71.62	92
G_{CIE}	52.23	-42.41	13.6	44.55	162
B_{CIE}	30.57	1.41	-46.46	46.49	272

Uscita: Colorimetrico Televisione sistema luminoso TLS00a

con numero di tonalità $n=00$ to 19

- 00 = Rosso R_e
- 05 = Giallo Y_e
- 10 = Verde G_e
- 15 = Blu B_e



TLS00a; adattato (a) dati CIELAB

	$L^*=L^*_a$	a^*_a	b^*_a	$C^*_{ab,a}$	$h^*_{ab,a}$
O_{Ma}	50.5	76.92	64.55	100.42	40
Y_{Ma}	92.66	-20.69	90.75	93.08	103
L_{Ma}	83.63	-82.75	79.9	115.04	136
C_{Ma}	86.88	-46.16	-13.55	48.12	196
V_{Ma}	30.39	76.06	-103.59	128.52	306
M_{Ma}	57.3	94.35	-58.41	110.97	328
N_{Ma}	0.01	0.0	0.0	0.0	0
W_{Ma}	95.41	0.0	0.0	0.0	0
R_{CIE}	39.92	58.74	27.99	65.07	25
J_{CIE}	81.26	-2.88	71.56	71.62	92
G_{CIE}	52.23	-42.41	13.6	44.55	162
B_{CIE}	30.57	1.41	-46.46	46.49	272

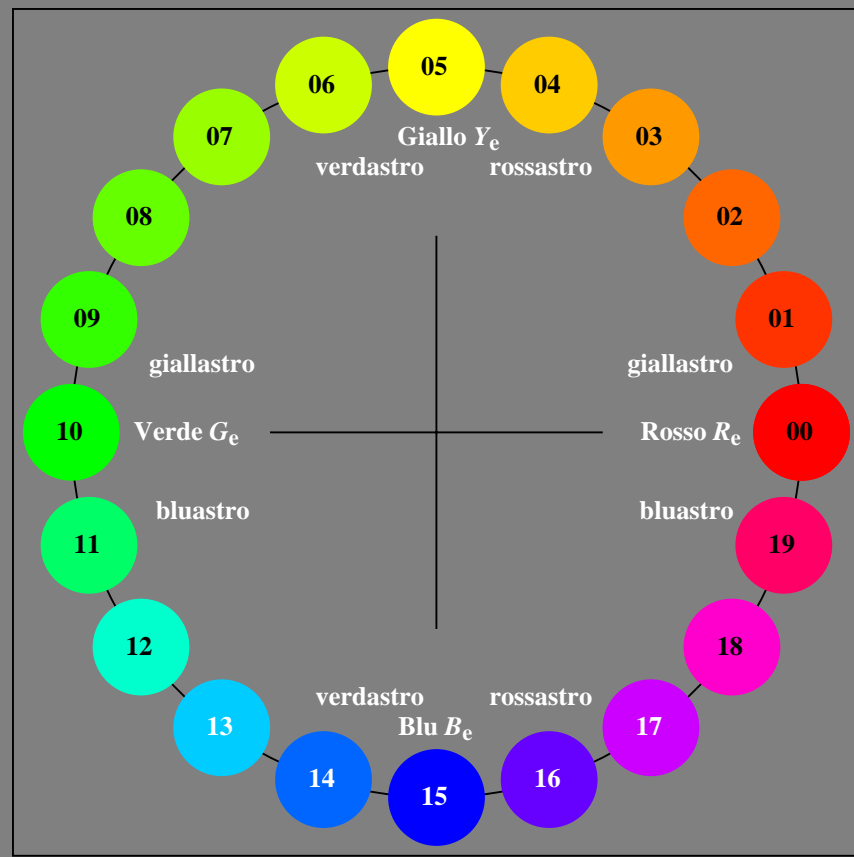
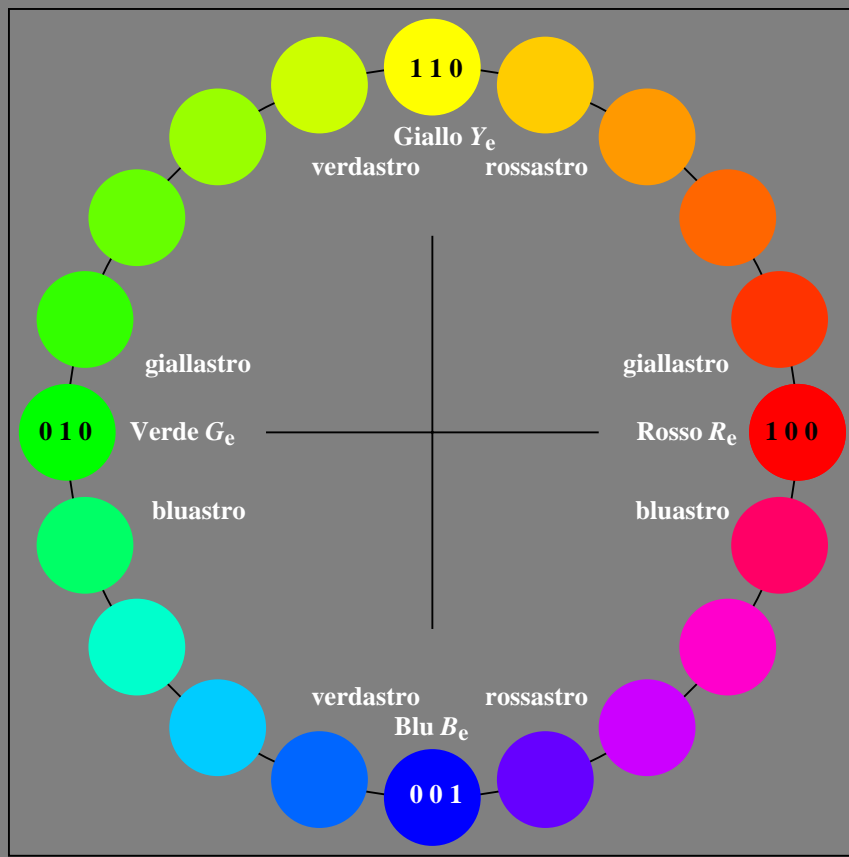


Grafico AI39 conformemente a grafico 1 a DIN 33872-5

cerchio delle tinte a 20 passi; grafico conformemente a DIN 33872-5

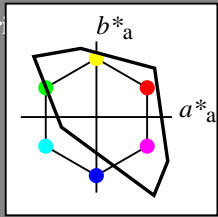
Input: *rgb/cmy0/000n/w set...*

Output: *->rgb_{dd} setrgbcolor*

Ingresso: Colorimetrico Televisione sistema luminoso TLS00a

con *rgb* i dati di quattro colori elementari

- 1 0 0 = Rosso R_e
- 1 1 0 = Giallo Y_e
- 0 1 0 = Verde G_e
- 0 0 1 = Blu B_e



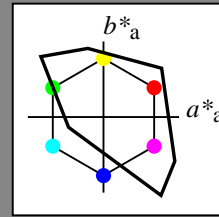
TLS00a; adattato (a) dati CIELAB

	$L^*=L^*_a$	a^*_a	b^*_a	$C^*_{ab,a}$	$h^*_{ab,a}$
O_{Ma}	50.5	76.92	64.55	100.42	40
Y_{Ma}	92.66	-20.69	90.75	93.08	103
L_{Ma}	83.63	-82.75	79.9	115.04	136
C_{Ma}	86.88	-46.16	-13.55	48.12	196
V_{Ma}	30.39	76.06	-103.59	128.52	306
M_{Ma}	57.3	94.35	-58.41	110.97	328
N_{Ma}	0.01	0.0	0.0	0.0	0
W_{Ma}	95.41	0.0	0.0	0.0	0
R_{CIE}	39.92	58.74	27.99	65.07	25
J_{CIE}	81.26	-2.88	71.56	71.62	92
G_{CIE}	52.23	-42.41	13.6	44.55	162
B_{CIE}	30.57	1.41	-46.46	46.49	272

Uscita: Colorimetrico Televisione sistema luminoso TLS00a

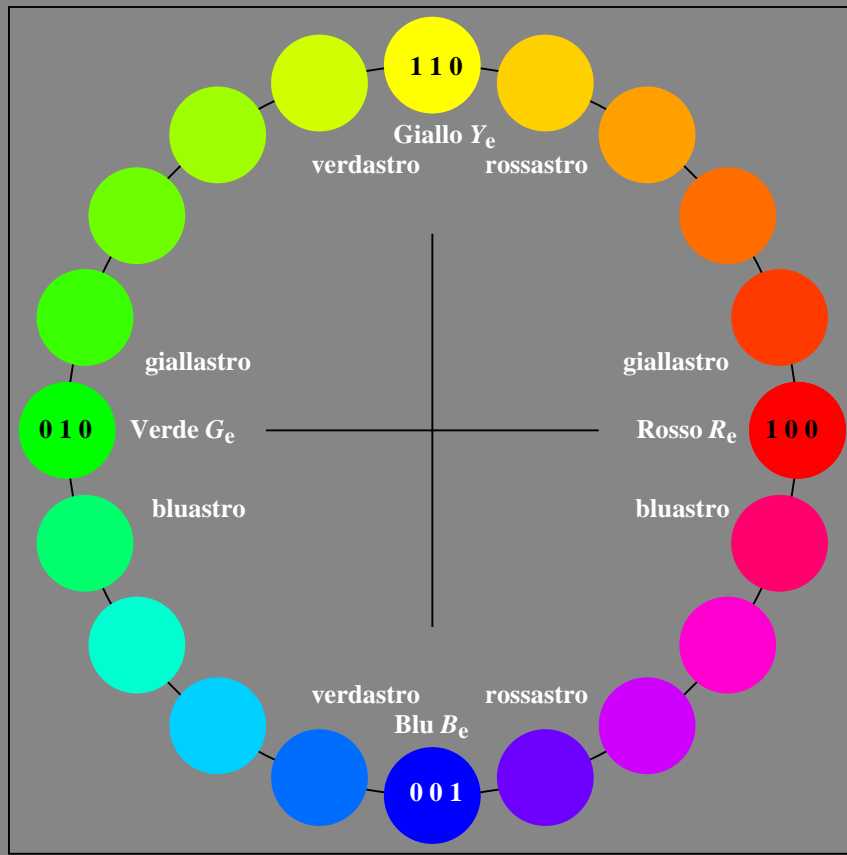
con numero di tonalità $n=00$ to 19

- 00 = Rosso R_e
- 05 = Giallo Y_e
- 10 = Verde G_e
- 15 = Blu B_e

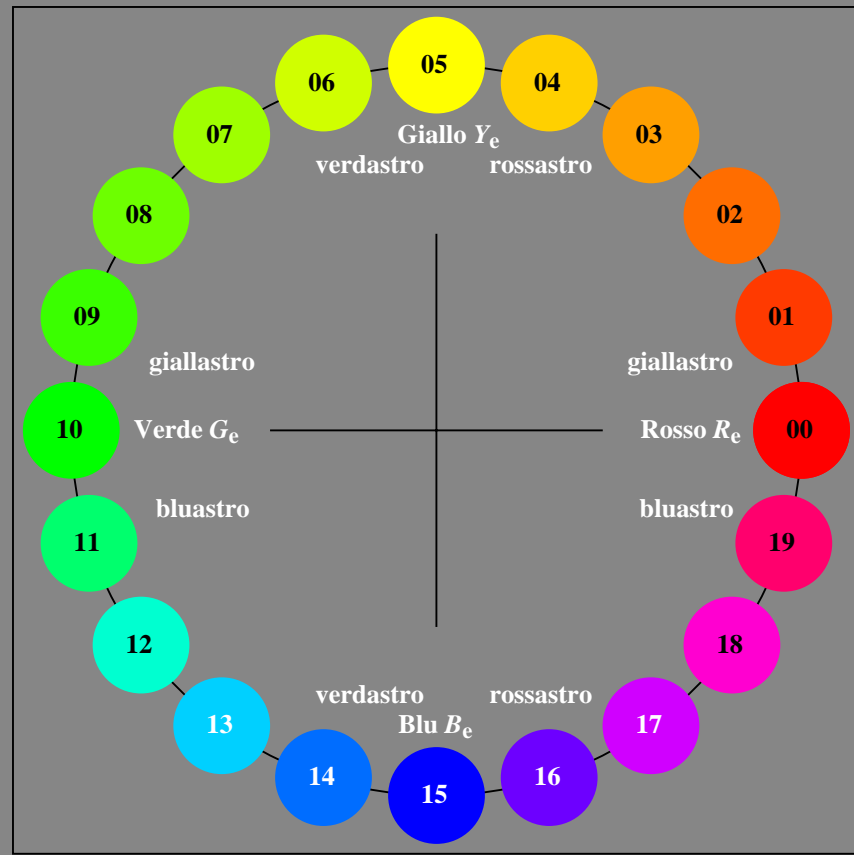


TLS00a; adattato (a) dati CIELAB

	$L^*=L^*_a$	a^*_a	b^*_a	$C^*_{ab,a}$	$h^*_{ab,a}$
O_{Ma}	50.5	76.92	64.55	100.42	40
Y_{Ma}	92.66	-20.69	90.75	93.08	103
L_{Ma}	83.63	-82.75	79.9	115.04	136
C_{Ma}	86.88	-46.16	-13.55	48.12	196
V_{Ma}	30.39	76.06	-103.59	128.52	306
M_{Ma}	57.3	94.35	-58.41	110.97	328
N_{Ma}	0.01	0.0	0.0	0.0	0
W_{Ma}	95.41	0.0	0.0	0.0	0
R_{CIE}	39.92	58.74	27.99	65.07	25
J_{CIE}	81.26	-2.88	71.56	71.62	92
G_{CIE}	52.23	-42.41	13.6	44.55	162
B_{CIE}	30.57	1.41	-46.46	46.49	272



AI390-7N-101-0: Cerchio tinta con 20 passi e 4 colori elementari R_e, J_e, G_e, B_e (sinistra)



Cerchio tinta con 20 passi e 4 colori elementari R_e, J_e, G_e, B_e (destra)

Grafico AI39 conformemente a grafico 1 a DIN 33872-5

cerchio delle tinte a 20 passi; grafico conformemente a DIN 33872-5

Input: *rgb/cmy0/000n/w set...*

Output: *->rgb_{dd} setrgbcolor*

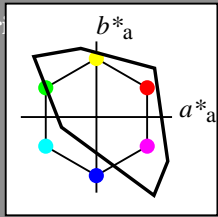
veddi file simili: http://farbe.li.tu-berlin.de/AI39/AI39.HTM
 Informazioni tecniche: http://farbe.li.tu-berlin.de/ o http://farbe.li.tu-berlin.de/AE.HTM

Iscrizione TUB: 20190301-AI39/AI39L0FA.TXT /.PS
 Applicazione per la misura dell'output di display et output di stampa
 TUB materiale: code=rhata

Ingresso: Colorimetrico Televisione sistema luminoso TLS00a

con *rgb* i dati di quattro colori elementari

- 1 0 0 = Rosso R_e
- 1 1 0 = Giallo Y_e
- 0 1 0 = Verde G_e
- 0 0 1 = Blu B_e



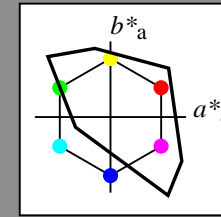
TLS00a; adattato (a) dati CIELAB

	$L^*=L^*_a$	a^*_a	b^*_a	$C^*_{ab,a}$	$h^*_{ab,a}$
O_{Ma}	50.5	76.92	64.55	100.42	40
Y_{Ma}	92.66	-20.69	90.75	93.08	103
L_{Ma}	83.63	-82.75	79.9	115.04	136
C_{Ma}	86.88	-46.16	-13.55	48.12	196
V_{Ma}	30.39	76.06	-103.59	128.52	306
M_{Ma}	57.3	94.35	-58.41	110.97	328
N_{Ma}	0.01	0.0	0.0	0.0	0
W_{Ma}	95.41	0.0	0.0	0.0	0
R_{CIE}	39.92	58.74	27.99	65.07	25
J_{CIE}	81.26	-2.88	71.56	71.62	92
G_{CIE}	52.23	-42.41	13.6	44.55	162
B_{CIE}	30.57	1.41	-46.46	46.49	272

Uscita: Colorimetrico Televisione sistema luminoso TLS00a

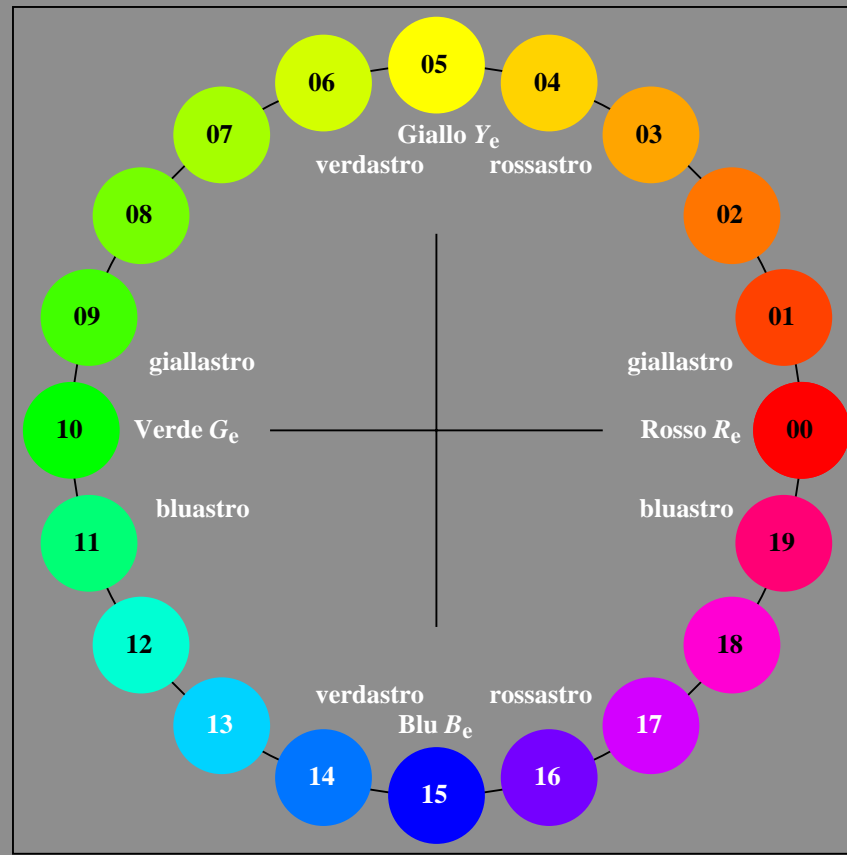
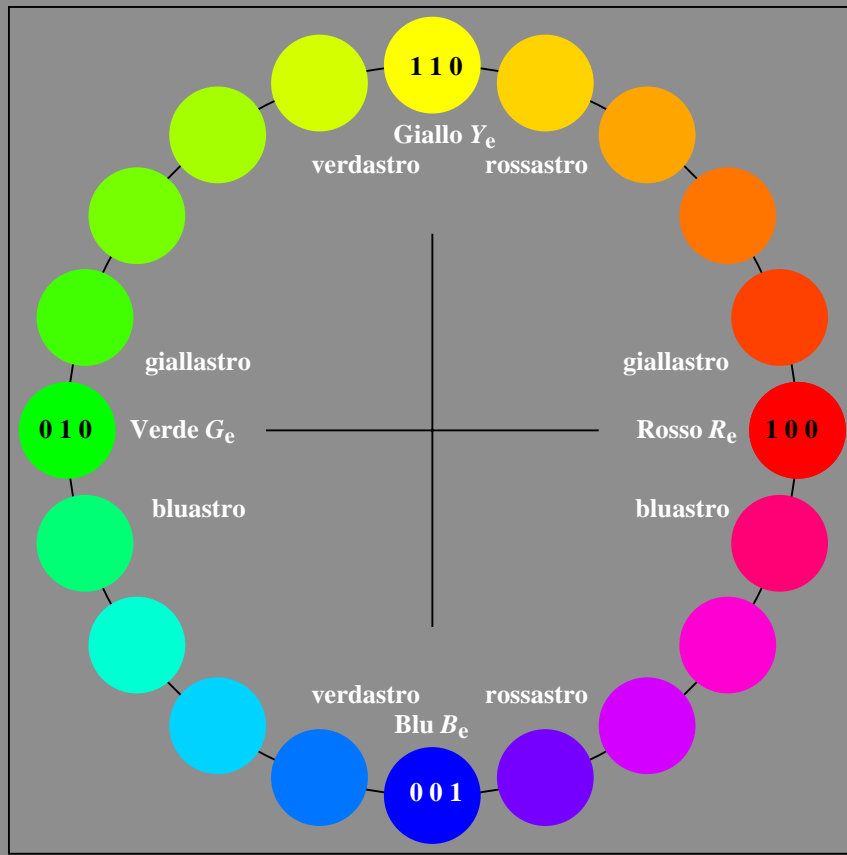
con numero di tonalità $n=00$ to 19

- 00 = Rosso R_e
- 05 = Giallo Y_e
- 10 = Verde G_e
- 15 = Blu B_e



TLS00a; adattato (a) dati CIELAB

	$L^*=L^*_a$	a^*_a	b^*_a	$C^*_{ab,a}$	$h^*_{ab,a}$
O_{Ma}	50.5	76.92	64.55	100.42	40
Y_{Ma}	92.66	-20.69	90.75	93.08	103
L_{Ma}	83.63	-82.75	79.9	115.04	136
C_{Ma}	86.88	-46.16	-13.55	48.12	196
V_{Ma}	30.39	76.06	-103.59	128.52	306
M_{Ma}	57.3	94.35	-58.41	110.97	328
N_{Ma}	0.01	0.0	0.0	0.0	0
W_{Ma}	95.41	0.0	0.0	0.0	0
R_{CIE}	39.92	58.74	27.99	65.07	25
J_{CIE}	81.26	-2.88	71.56	71.62	92
G_{CIE}	52.23	-42.41	13.6	44.55	162
B_{CIE}	30.57	1.41	-46.46	46.49	272



AI390-7N-102-0: Cerchio tinta con 20 passi e 4 colori elementari R_e, Y_e, G_e, B_e (sinistra)

Cerchio tinta con 20 passi e 4 colori elementari R_e, Y_e, G_e, B_e (destra)

Grafico AI39 conformemente a grafico 1 a DIN 33872-5

cerchio delle tinte a 20 passi; grafico conformemente a DIN 33872-5

Input: *rgb/cmy0/000n/w set...*

Output: *->rgb_{dd} setrgbcolor*

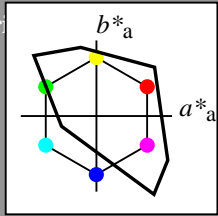
vedì file simili: http://farbe.li.tu-berlin.de/AI39/AI39.HTM
 Informazioni tecniche: http://farbe.li.tu-berlin.de/ o http://farbe.li.tu-berlin.de/AE.HTM

iscrizione TUB: 20190301-AI39/AI39L0FA.TXT /.PS
 Applicazione per la misura dell'output di display et output di stampa
 TUB materiale: code=rhata

Ingresso: Colorimetrico Televisione sistema luminoso TLS00a

con *rgb* i dati di quattro colori elementari

- 1 0 0 = Rosso R_e
- 1 1 0 = Giallo Y_e
- 0 1 0 = Verde G_e
- 0 0 1 = Blu B_e



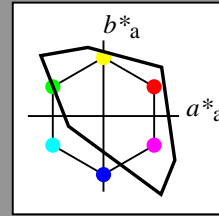
TLS00a; adattato (a) dati CIELAB

	$L^*=L^*_a$	a^*_a	b^*_a	$C^*_{ab,a}$	$h^*_{ab,a}$
O _{Ma}	50.5	76.92	64.55	100.42	40
Y _{Ma}	92.66	-20.69	90.75	93.08	103
L _{Ma}	83.63	-82.75	79.9	115.04	136
C _{Ma}	86.88	-46.16	-13.55	48.12	196
V _{Ma}	30.39	76.06	-103.59	128.52	306
M _{Ma}	57.3	94.35	-58.41	110.97	328
N _{Ma}	0.01	0.0	0.0	0.0	0
W _{Ma}	95.41	0.0	0.0	0.0	0
R _{CIE}	39.92	58.74	27.99	65.07	25
J _{CIE}	81.26	-2.88	71.56	71.62	92
G _{CIE}	52.23	-42.41	13.6	44.55	162
B _{CIE}	30.57	1.41	-46.46	46.49	272

Uscita: Colorimetrico Televisione sistema luminoso TLS00a

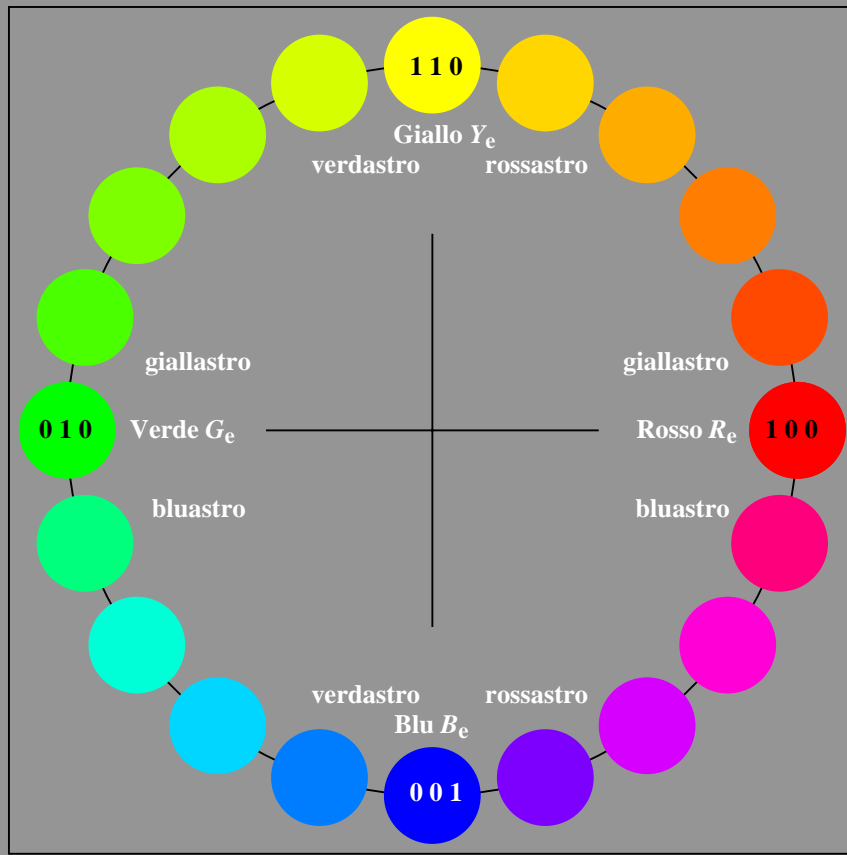
con numero di tonalità $n=00$ to 19

- 00 = Rosso R_e
- 05 = Giallo Y_e
- 10 = Verde G_e
- 15 = Blu B_e

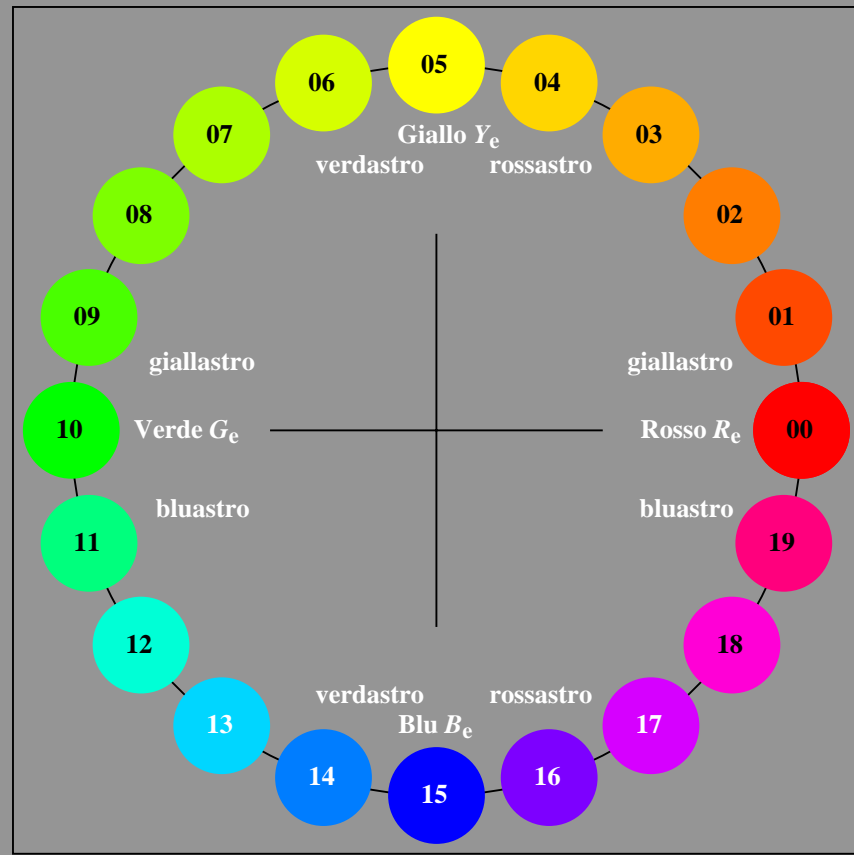


TLS00a; adattato (a) dati CIELAB

	$L^*=L^*_a$	a^*_a	b^*_a	$C^*_{ab,a}$	$h^*_{ab,a}$
O _{Ma}	50.5	76.92	64.55	100.42	40
Y _{Ma}	92.66	-20.69	90.75	93.08	103
L _{Ma}	83.63	-82.75	79.9	115.04	136
C _{Ma}	86.88	-46.16	-13.55	48.12	196
V _{Ma}	30.39	76.06	-103.59	128.52	306
M _{Ma}	57.3	94.35	-58.41	110.97	328
N _{Ma}	0.01	0.0	0.0	0.0	0
W _{Ma}	95.41	0.0	0.0	0.0	0
R _{CIE}	39.92	58.74	27.99	65.07	25
J _{CIE}	81.26	-2.88	71.56	71.62	92
G _{CIE}	52.23	-42.41	13.6	44.55	162
B _{CIE}	30.57	1.41	-46.46	46.49	272



AI390-7N-103-0: Cerchio tinta con 20 passi e 4 colori elementari R_e, Y_e, G_e, B_e (sinistra)



Cerchio tinta con 20 passi e 4 colori elementari R_e, Y_e, G_e, B_e (destra)

Grafico AI39 conformemente a grafico 1 a DIN 33872-5

cerchio delle tinte a 20 passi; grafico conformemente a DIN 33872-5

Input: *rgb/cmy0/000n/w set...*

Output: *->rgb_{dd} setrgbcolor*

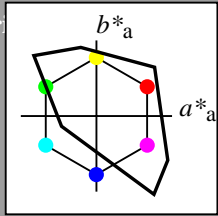
vedei file simili: <http://farbe.li.tu-berlin.de/AI39/AI39.HTM>
 Informazioni tecniche: <http://farbe.li.tu-berlin.de/> o <http://farbe.li.tu-berlin.de/AE.HTM>

iscrizione TUB: 20190301-AI39/AI39L0FA.TXT /.PS
 Applicazione per la misura dell'output di display et output di stampa
 TUB materiale: code=rhata

Ingresso: Colorimetrico Televisione sistema luminoso TLS00a

con *rgb* i dati di quattro colori elementari

- 1 0 0 = Rosso R_e
- 1 1 0 = Giallo Y_e
- 0 1 0 = Verde G_e
- 0 0 1 = Blu B_e



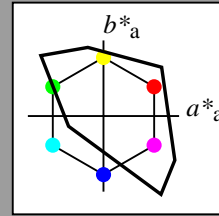
TLS00a; adattato (a) dati CIELAB

	$L^*=L^*_a$	a^*_a	b^*_a	$C^*_{ab,a}$	$h^*_{ab,a}$
O _{Ma}	50.5	76.92	64.55	100.42	40
Y _{Ma}	92.66	-20.69	90.75	93.08	103
L _{Ma}	83.63	-82.75	79.9	115.04	136
C _{Ma}	86.88	-46.16	-13.55	48.12	196
V _{Ma}	30.39	76.06	-103.59	128.52	306
M _{Ma}	57.3	94.35	-58.41	110.97	328
N _{Ma}	0.01	0.0	0.0	0.0	0
W _{Ma}	95.41	0.0	0.0	0.0	0
R _{CIE}	39.92	58.74	27.99	65.07	25
J _{CIE}	81.26	-2.88	71.56	71.62	92
G _{CIE}	52.23	-42.41	13.6	44.55	162
B _{CIE}	30.57	1.41	-46.46	46.49	272

Uscita: Colorimetrico Televisione sistema luminoso TLS00a

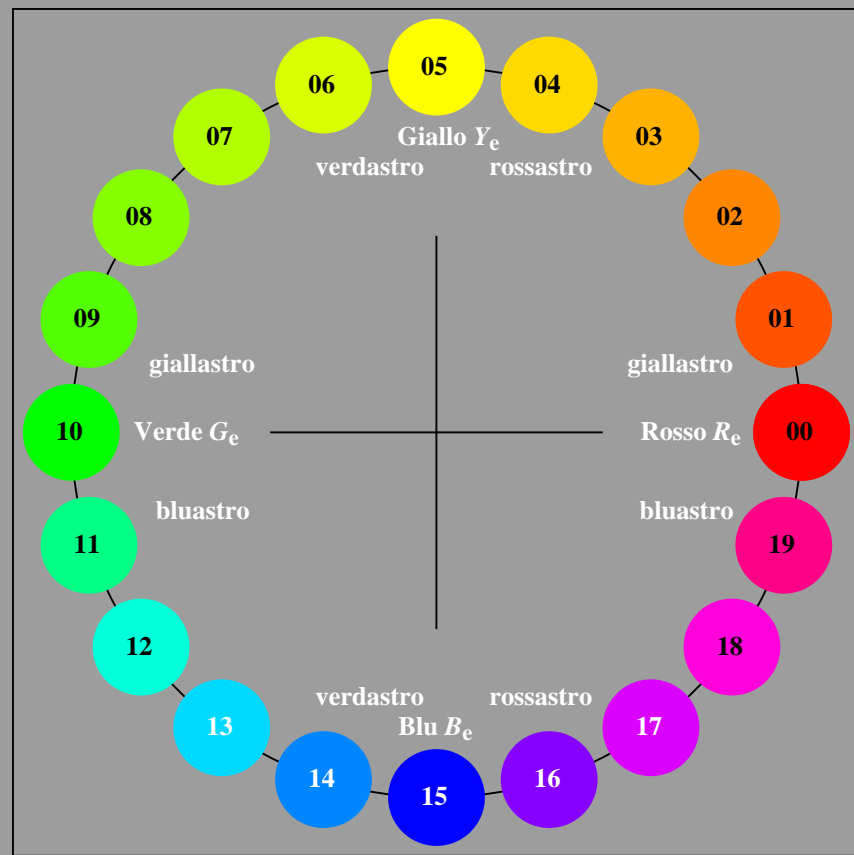
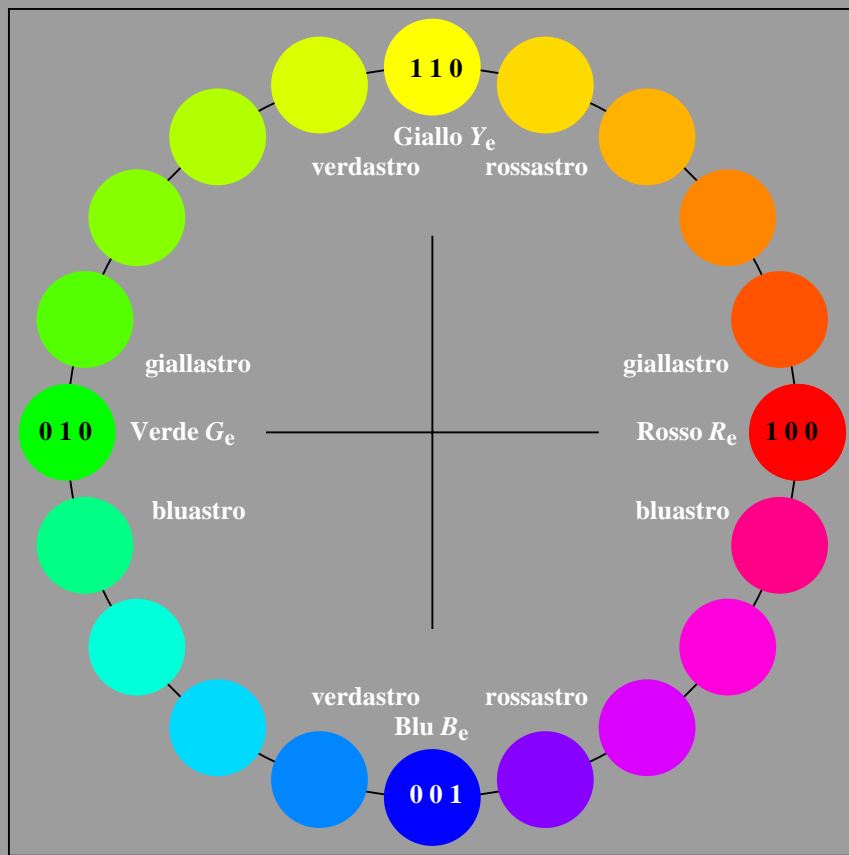
con numero di tonalità $n=00$ to 19

- 00 = Rosso R_e
- 05 = Giallo Y_e
- 10 = Verde G_e
- 15 = Blu B_e



TLS00a; adattato (a) dati CIELAB

	$L^*=L^*_a$	a^*_a	b^*_a	$C^*_{ab,a}$	$h^*_{ab,a}$
O _{Ma}	50.5	76.92	64.55	100.42	40
Y _{Ma}	92.66	-20.69	90.75	93.08	103
L _{Ma}	83.63	-82.75	79.9	115.04	136
C _{Ma}	86.88	-46.16	-13.55	48.12	196
V _{Ma}	30.39	76.06	-103.59	128.52	306
M _{Ma}	57.3	94.35	-58.41	110.97	328
N _{Ma}	0.01	0.0	0.0	0.0	0
W _{Ma}	95.41	0.0	0.0	0.0	0
R _{CIE}	39.92	58.74	27.99	65.07	25
J _{CIE}	81.26	-2.88	71.56	71.62	92
G _{CIE}	52.23	-42.41	13.6	44.55	162
B _{CIE}	30.57	1.41	-46.46	46.49	272



AI390-7N-104-0: Cerchio tinta con 20 passi e 4 colori elementari R_e, Y_e, G_e, B_e (sinistra)

Cerchio tinta con 20 passi e 4 colori elementari R_e, Y_e, G_e, B_e (destra)

Grafico AI39 conformemente a grafico 1 a DIN 33872-5

cerchio delle tinte a 20 passi; grafico conformemente a DIN 33872-5

Input: *rgb/cmy0/000n/w set...*

Output: *->rgb_{dd} setrgbcolor*

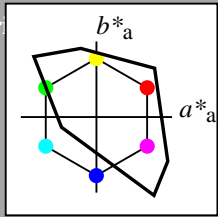
veddi file simili: http://farbe.li.tu-berlin.de/AI39/AI39.HTM
 Informazioni tecniche: http://farbe.li.tu-berlin.de/ o http://farbe.li.tu-berlin.de/AE.HTM

iscrizione TUB: 20190301-AI39/AI39L0FA.TXT /.PS
 Applicazione per la misura dell'output di display et output di stampa
 TUB materiale: code=rhata

Ingresso: Colorimetrico Televisione sistema luminoso TLS00a

con *rgb* i dati di quattro colori elementari

- 1 0 0 = Rosso R_e
- 1 1 0 = Giallo Y_e
- 0 1 0 = Verde G_e
- 0 0 1 = Blu B_e



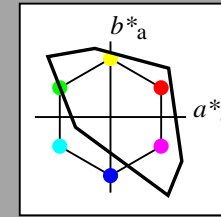
TLS00a; adattato (a) dati CIELAB

	$L^*=L^*_a$	a^*_a	b^*_a	$C^*_{ab,a}$	$h^*_{ab,a}$
O _{Ma}	50.5	76.92	64.55	100.42	40
Y _{Ma}	92.66	-20.69	90.75	93.08	103
L _{Ma}	83.63	-82.75	79.9	115.04	136
C _{Ma}	86.88	-46.16	-13.55	48.12	196
V _{Ma}	30.39	76.06	-103.59	128.52	306
M _{Ma}	57.3	94.35	-58.41	110.97	328
N _{Ma}	0.01	0.0	0.0	0.0	0
W _{Ma}	95.41	0.0	0.0	0.0	0
R _{CIE}	39.92	58.74	27.99	65.07	25
J _{CIE}	81.26	-2.88	71.56	71.62	92
G _{CIE}	52.23	-42.41	13.6	44.55	162
B _{CIE}	30.57	1.41	-46.46	46.49	272

Uscita: Colorimetrico Televisione sistema luminoso TLS00a

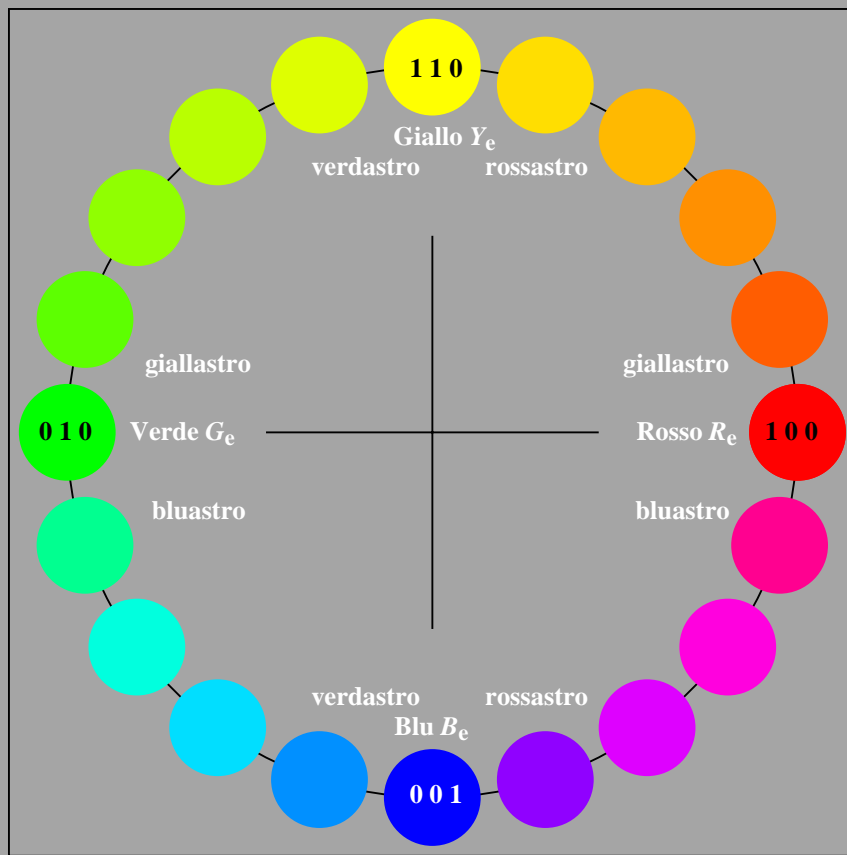
con numero di tonalità

- $n = 00$ to 19
- 00 = Rosso R_e
- 05 = Giallo Y_e
- 10 = Verde G_e
- 15 = Blu B_e

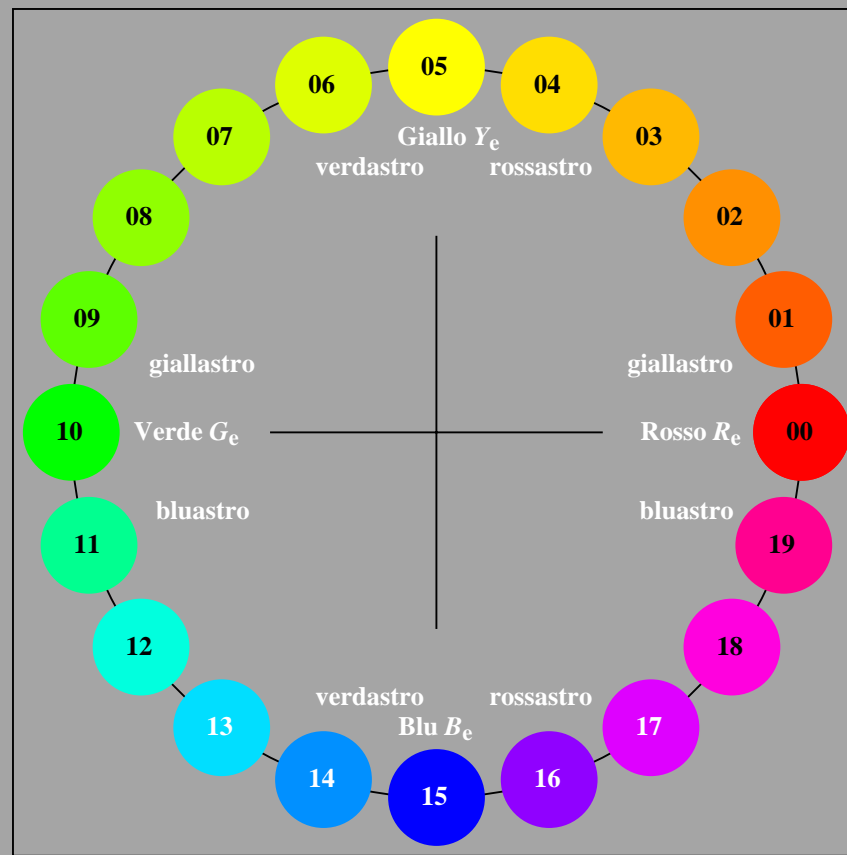


TLS00a; adattato (a) dati CIELAB

	$L^*=L^*_a$	a^*_a	b^*_a	$C^*_{ab,a}$	$h^*_{ab,a}$
O _{Ma}	50.5	76.92	64.55	100.42	40
Y _{Ma}	92.66	-20.69	90.75	93.08	103
L _{Ma}	83.63	-82.75	79.9	115.04	136
C _{Ma}	86.88	-46.16	-13.55	48.12	196
V _{Ma}	30.39	76.06	-103.59	128.52	306
M _{Ma}	57.3	94.35	-58.41	110.97	328
N _{Ma}	0.01	0.0	0.0	0.0	0
W _{Ma}	95.41	0.0	0.0	0.0	0
R _{CIE}	39.92	58.74	27.99	65.07	25
J _{CIE}	81.26	-2.88	71.56	71.62	92
G _{CIE}	52.23	-42.41	13.6	44.55	162
B _{CIE}	30.57	1.41	-46.46	46.49	272



AI390-7N-105-0: Cerchio tinta con 20 passi e 4 colori elementari R_e, J_e, G_e, B_e (sinistra)



Cerchio tinta con 20 passi e 4 colori elementari R_e, J_e, G_e, B_e (destra)

Grafico AI39 conformemente a grafico 1 a DIN 33872-5

cerchio delle tinte a 20 passi; grafico conformemente a DIN 33872-5

Input: *rgb/cmy0/000n/w set...*

Output: *->rgb_{dd} setrgbcolor*

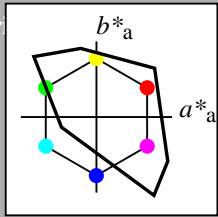
veddi file simili: http://farbe.li.tu-berlin.de/AI39/AI39.HTM
 Informazioni tecniche: http://farbe.li.tu-berlin.de/ o http://farbe.li.tu-berlin.de/AE.HTM

iscrizione TUB: 20190301-AI39/AI39L0FA.TXT /.PS
 Applicazione per la misura dell'output di display et output di stampa
 TUB materiale: code=rhata

Ingresso: Colorimetrico Televisione sistema luminoso TLS00a

con *rgb* i dati di quattro colori elementari

- 1 0 0 = Rosso R_e
- 1 1 0 = Giallo Y_e
- 0 1 0 = Verde G_e
- 0 0 1 = Blu B_e



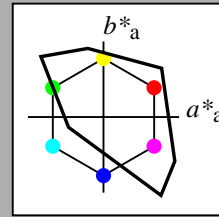
TLS00a; adattato (a) dati CIELAB

	$L^*=L^*_a$	a^*_a	b^*_a	$C^*_{ab,a}$	$h^*_{ab,a}$
OMa	50.5	76.92	64.55	100.42	40
YMa	92.66	-20.69	90.75	93.08	103
LMa	83.63	-82.75	79.9	115.04	136
CMa	86.88	-46.16	-13.55	48.12	196
VMa	30.39	76.06	-103.59	128.52	306
MMa	57.3	94.35	-58.41	110.97	328
NMa	0.01	0.0	0.0	0.0	0
WMa	95.41	0.0	0.0	0.0	0
RCIE	39.92	58.74	27.99	65.07	25
JCIE	81.26	-2.88	71.56	71.62	92
GCIE	52.23	-42.41	13.6	44.55	162
BCIE	30.57	1.41	-46.46	46.49	272

Uscita: Colorimetrico Televisione sistema luminoso TLS00a

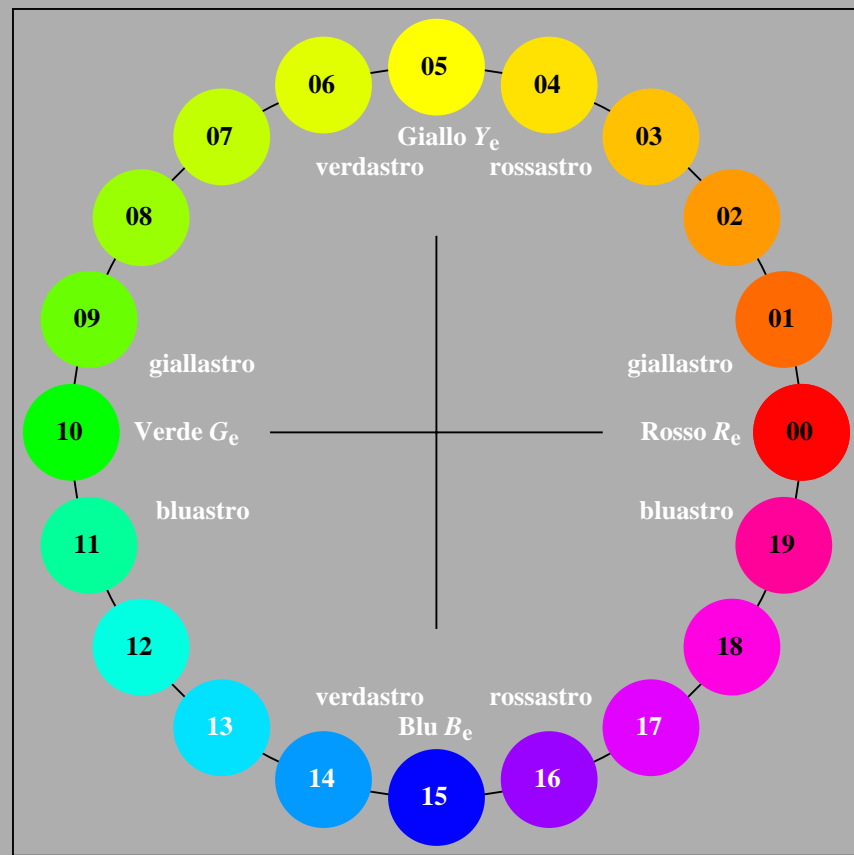
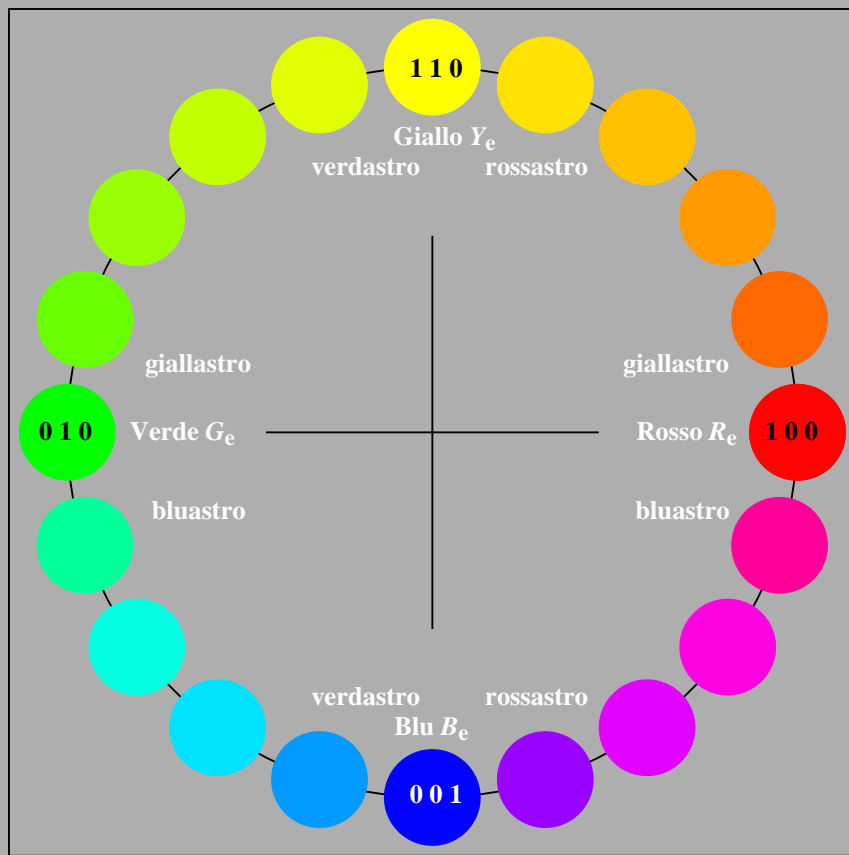
con numero di tonalità

- $n = 00$ to 19
- 00 = Rosso R_e
- 05 = Giallo Y_e
- 10 = Verde G_e
- 15 = Blu B_e



TLS00a; adattato (a) dati CIELAB

	$L^*=L^*_a$	a^*_a	b^*_a	$C^*_{ab,a}$	$h^*_{ab,a}$
OMa	50.5	76.92	64.55	100.42	40
YMa	92.66	-20.69	90.75	93.08	103
LMa	83.63	-82.75	79.9	115.04	136
CMa	86.88	-46.16	-13.55	48.12	196
VMa	30.39	76.06	-103.59	128.52	306
MMa	57.3	94.35	-58.41	110.97	328
NMa	0.01	0.0	0.0	0.0	0
WMa	95.41	0.0	0.0	0.0	0
RCIE	39.92	58.74	27.99	65.07	25
JCIE	81.26	-2.88	71.56	71.62	92
GCIE	52.23	-42.41	13.6	44.55	162
BCIE	30.57	1.41	-46.46	46.49	272



AI390-7N-106-0: Cerchio tinta con 20 passi e 4 colori elementari R_e , Y_e , G_e , B_e (sinistra)

Cerchio tinta con 20 passi e 4 colori elementari R_e , Y_e , G_e , B_e (destra)

Grafico AI39 conformemente a grafico 1 a DIN 33872-5

cerchio delle tinte a 20 passi; grafico conformemente a DIN 33872-5

Input: *rgb/cmy0/000n/w set...*

Output: *->rgb_{dd} setrgbcolor*

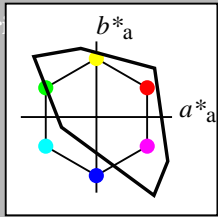
vedì file simili: <http://farbe.li.tu-berlin.de/AI39/AI39.HTM>
 Informazioni tecniche: <http://farbe.li.tu-berlin.de/> o <http://farbe.li.tu-berlin.de/AE.HTM>

iscrizione TUB: 20190301-AI39/AI39L0FA.TXT /.PS
 Applicazione per la misura dell'output di display et output di stampa
 TUB materiale: code=rhata

Ingresso: Colorimetrico Televisione sistema luminoso TLS00a

con *rgb* i dati di quattro colori elementari

- 1 0 0 = Rosso R_e
- 1 1 0 = Giallo Y_e
- 0 1 0 = Verde G_e
- 0 0 1 = Blu B_e



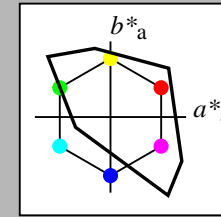
TLS00a; adattato (a) dati CIELAB

	$L^*=L^*_a$	a^*_a	b^*_a	$C^*_{ab,a}$	$h^*_{ab,a}$
O _{Ma}	50.5	76.92	64.55	100.42	40
Y _{Ma}	92.66	-20.69	90.75	93.08	103
L _{Ma}	83.63	-82.75	79.9	115.04	136
C _{Ma}	86.88	-46.16	-13.55	48.12	196
V _{Ma}	30.39	76.06	-103.59	128.52	306
M _{Ma}	57.3	94.35	-58.41	110.97	328
N _{Ma}	0.01	0.0	0.0	0.0	0
W _{Ma}	95.41	0.0	0.0	0.0	0
R _{CIE}	39.92	58.74	27.99	65.07	25
J _{CIE}	81.26	-2.88	71.56	71.62	92
G _{CIE}	52.23	-42.41	13.6	44.55	162
B _{CIE}	30.57	1.41	-46.46	46.49	272

Uscita: Colorimetrico Televisione sistema luminoso TLS00a

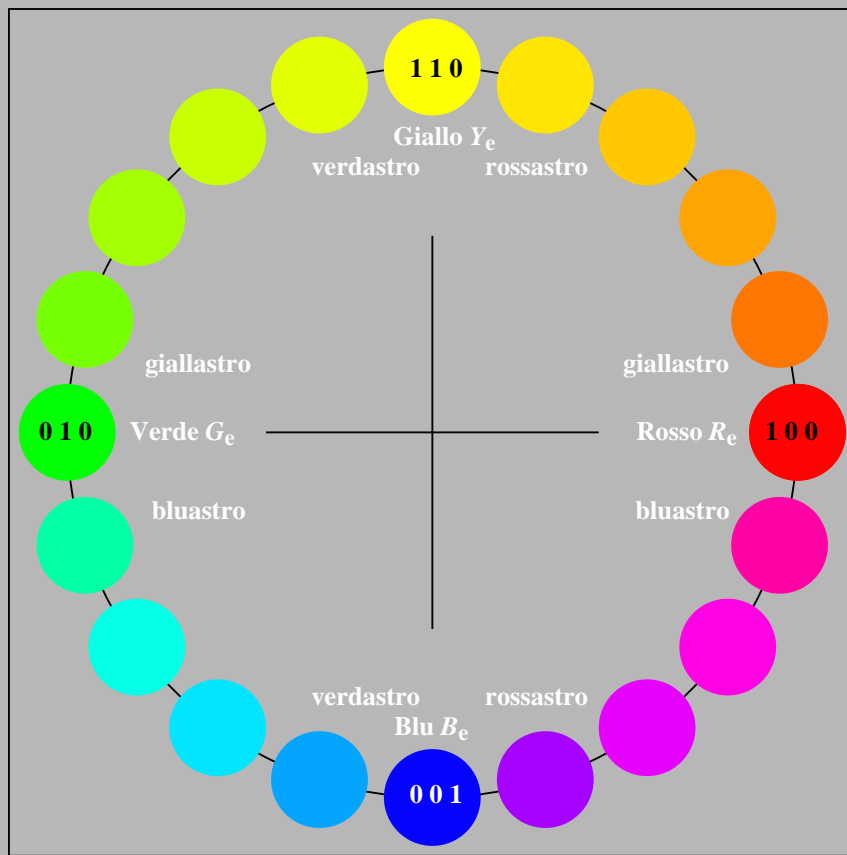
con numero di tonalità

- $n = 00$ to 19
- 00 = Rosso R_e
- 05 = Giallo Y_e
- 10 = Verde G_e
- 15 = Blu B_e

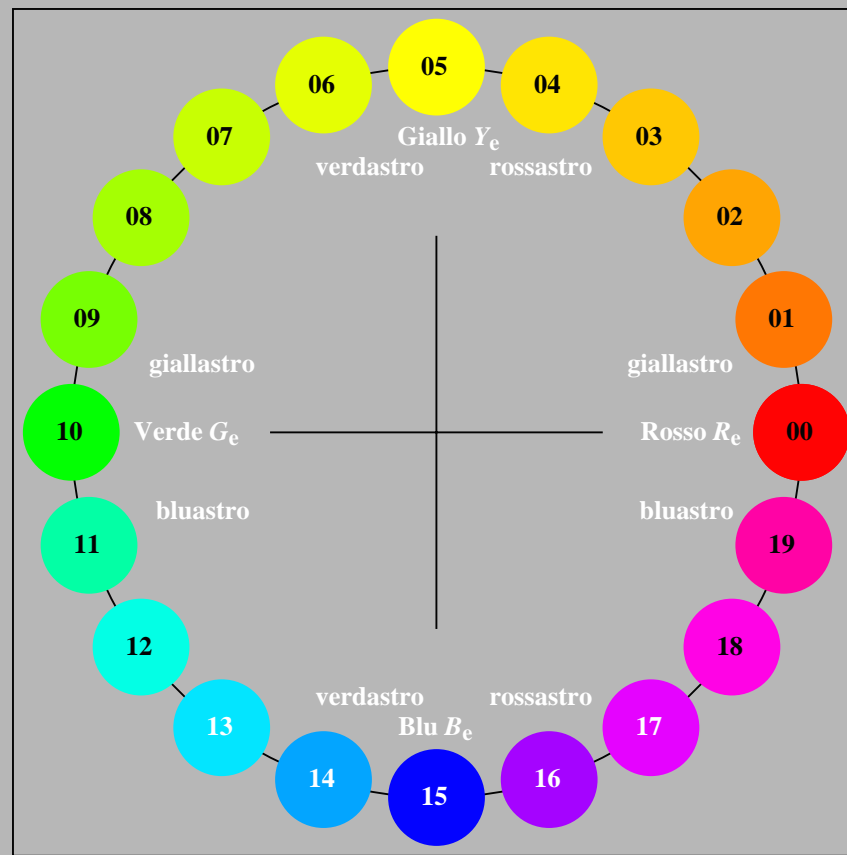


TLS00a; adattato (a) dati CIELAB

	$L^*=L^*_a$	a^*_a	b^*_a	$C^*_{ab,a}$	$h^*_{ab,a}$
O _{Ma}	50.5	76.92	64.55	100.42	40
Y _{Ma}	92.66	-20.69	90.75	93.08	103
L _{Ma}	83.63	-82.75	79.9	115.04	136
C _{Ma}	86.88	-46.16	-13.55	48.12	196
V _{Ma}	30.39	76.06	-103.59	128.52	306
M _{Ma}	57.3	94.35	-58.41	110.97	328
N _{Ma}	0.01	0.0	0.0	0.0	0
W _{Ma}	95.41	0.0	0.0	0.0	0
R _{CIE}	39.92	58.74	27.99	65.07	25
J _{CIE}	81.26	-2.88	71.56	71.62	92
G _{CIE}	52.23	-42.41	13.6	44.55	162
B _{CIE}	30.57	1.41	-46.46	46.49	272



AI390-7N-107-0: Cerchio tinta con 20 passi e 4 colori elementari R_e , Y_e , G_e , B_e (sinistra)



Cerchio tinta con 20 passi e 4 colori elementari R_e , Y_e , G_e , B_e (destra)

Grafico AI39 conformemente a grafico 1 a DIN 33872-5

cerchio delle tinte a 20 passi; grafico conformemente a DIN 33872-5

Input: *rgb/cmy0/000n/w set...*

Output: *->rgb_{dd} setrgbcolor*

vedei file simili: <http://farbe.li.tu-berlin.de/AI39/AI39.HTM>
 Informazioni tecniche: <http://farbe.li.tu-berlin.de/> o <http://farbe.li.tu-berlin.de/AE.HTM>

iscrizione TUB: 20190301-AI39/AI39L0FA.TXT /.PS
 Applicazione per la misura dell'output di display et output di stampa
 TUB materiale: code=rhata