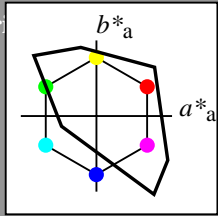


Ingresso: Colorimetrico Televisione sistema luminoso TLS00a

con *rgb* i dati di  
 quattro colori elementari

- 1 0 0 = Rosso  $R_e$
- 1 1 0 = Giallo  $Y_e$
- 0 1 0 = Verde  $G_e$
- 0 0 1 = Blu  $B_e$



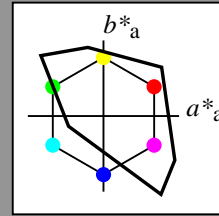
**TLS00a; adattato (a) dati CIELAB**

	$L^*=L^*_a$	$a^*_a$	$b^*_a$	$C^*_{ab,a}$	$h^*_{ab,a}$
$O_{Ma}$	50.5	76.92	64.55	100.42	40
$Y_{Ma}$	92.66	-20.69	90.75	93.08	103
$L_{Ma}$	83.63	-82.75	79.9	115.04	136
$C_{Ma}$	86.88	-46.16	-13.55	48.12	196
$V_{Ma}$	30.39	76.06	-103.59	128.52	306
$M_{Ma}$	57.3	94.35	-58.41	110.97	328
$N_{Ma}$	0.01	0.0	0.0	0.0	0
$W_{Ma}$	95.41	0.0	0.0	0.0	0
$R_{CIE}$	39.92	58.74	27.99	65.07	25
$J_{CIE}$	81.26	-2.88	71.56	71.62	92
$G_{CIE}$	52.23	-42.41	13.6	44.55	162
$B_{CIE}$	30.57	1.41	-46.46	46.49	272

Uscita: Colorimetrico Televisione sistema luminoso TLS00a

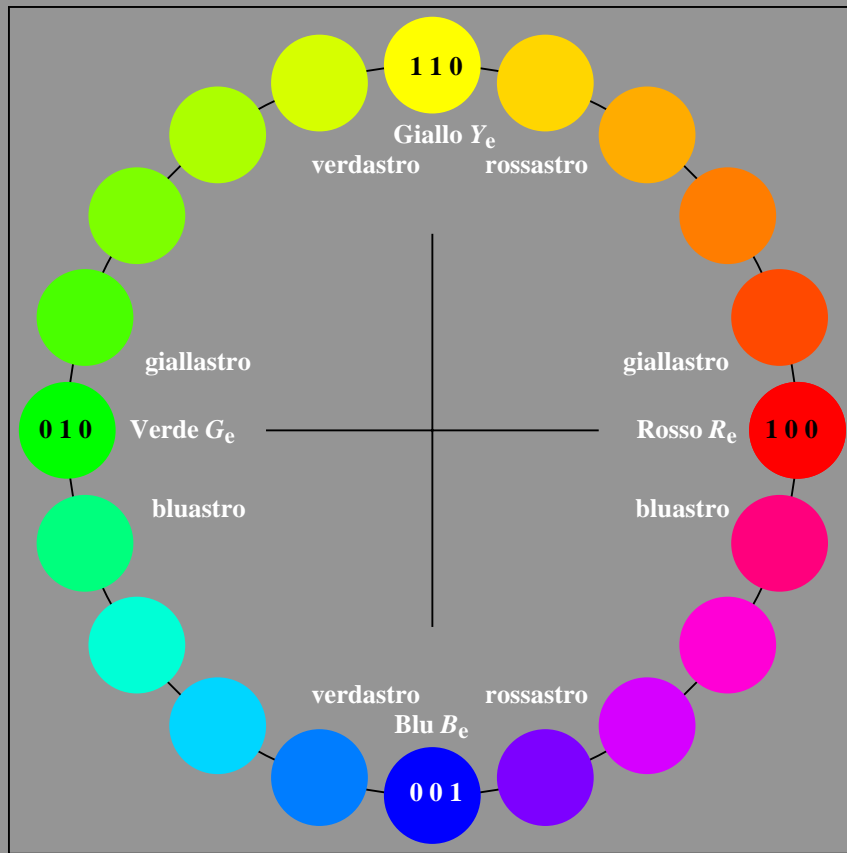
con numero di tonalità

- $n = 00$  to 19
- 00 = Rosso  $R_e$
- 05 = Giallo  $Y_e$
- 10 = Verde  $G_e$
- 15 = Blu  $B_e$

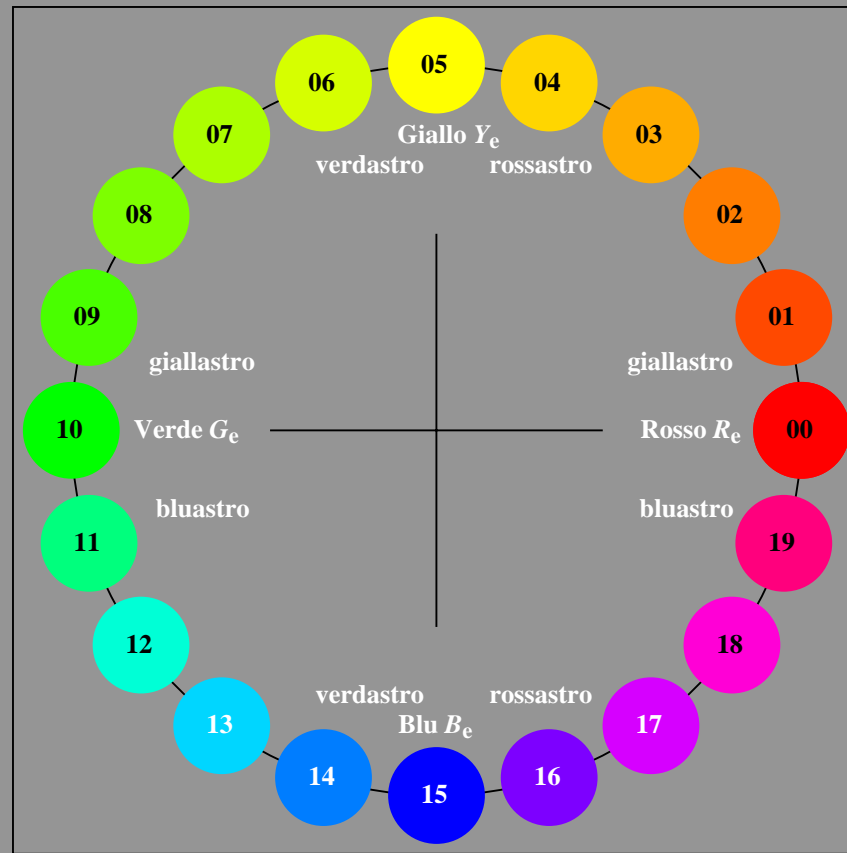


**TLS00a; adattato (a) dati CIELAB**

	$L^*=L^*_a$	$a^*_a$	$b^*_a$	$C^*_{ab,a}$	$h^*_{ab,a}$
$O_{Ma}$	50.5	76.92	64.55	100.42	40
$Y_{Ma}$	92.66	-20.69	90.75	93.08	103
$L_{Ma}$	83.63	-82.75	79.9	115.04	136
$C_{Ma}$	86.88	-46.16	-13.55	48.12	196
$V_{Ma}$	30.39	76.06	-103.59	128.52	306
$M_{Ma}$	57.3	94.35	-58.41	110.97	328
$N_{Ma}$	0.01	0.0	0.0	0.0	0
$W_{Ma}$	95.41	0.0	0.0	0.0	0
$R_{CIE}$	39.92	58.74	27.99	65.07	25
$J_{CIE}$	81.26	-2.88	71.56	71.62	92
$G_{CIE}$	52.23	-42.41	13.6	44.55	162
$B_{CIE}$	30.57	1.41	-46.46	46.49	272



AI390-7N-103-0: Cerchio tinta con 20 passi e 4 colori elementari  $R_e, Y_e, G_e, B_e$  (sinistra)



Cerchio tinta con 20 passi e 4 colori elementari  $R_e, Y_e, G_e, B_e$  (destra)

Grafico AI39 conformemente a grafico 1 a DIN 33872-5

cerchio delle tinte a 20 passi; grafico conformemente a DIN 33872-5

Input: *rgb/cmy0/000n/w set...*

Output: *->rgb<sub>dd</sub> setrgbcolor*

vedì file simili: http://farbe.li.tu-berlin.de/AI39/AI39.HTM  
 Informazioni tecniche: http://farbe.li.tu-berlin.de/ o http://farbe.li.tu-berlin.de/AE.HTM

Iscrizione TUB: 20190301-AI39/AI39L0FA.TXT /.PS  
 Applicazione per la misura dell'output di display et output di stampa  
 TUB materiale: code=rhata