

Immettere y uscita: Television Luminous System TLS27a

Dati del dispositivo (d) o

colori elementari (e):

$HIC^*_e$

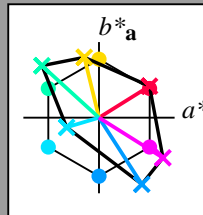
codice di tonalità per i colori

questa pagina:

$H^*_eR00Y_e, R25Y_e, \dots, B75R_e$

ORS20a; adattato (a) dati CIELAB

$H^*_e$	$L^*=L^*_a a^*_a$	$b^*_a$	$C^*_{ab,a}$	$h^*_{ab,a}$
R00Y_100_100_e	48.4	66.1	40.2	77.3
R25Y_100_100_e	56.8	48.0	50.5	69.6
R50Y_100_100_e	68.6	25.0	63.9	68.6
R75Y_100_100_e	80.6	4.8	77.2	77.3
Y00G_100_100_e	90.2	-9.6	88.2	88.7
Y25G_100_100_e	83.2	-18.4	79.9	81.9
Y50G_100_100_e	73.3	-31.7	62.7	70.2
Y75G_100_100_e	62.0	-49.7	43.2	65.8
G00B_100_100_e	55.8	-65.2	33.8	73.4
G25B_100_100_e	59.3	-50.3	-9.0	51.0
G50B_100_100_e	63.0	-30.5	-42.0	51.9
G75B_100_100_e	45.7	-5.7	-44.6	44.9
B00R_100_100_e	27.5	25.9	-47.3	53.9
B25R_100_100_e	38.3	52.6	-28.5	59.8
B50R_100_100_e	49.5	73.5	-9.0	74.0
B75R_100_100_e	48.9	69.3	12.9	70.4



%Gamma

$u^*_{rel} = 97$

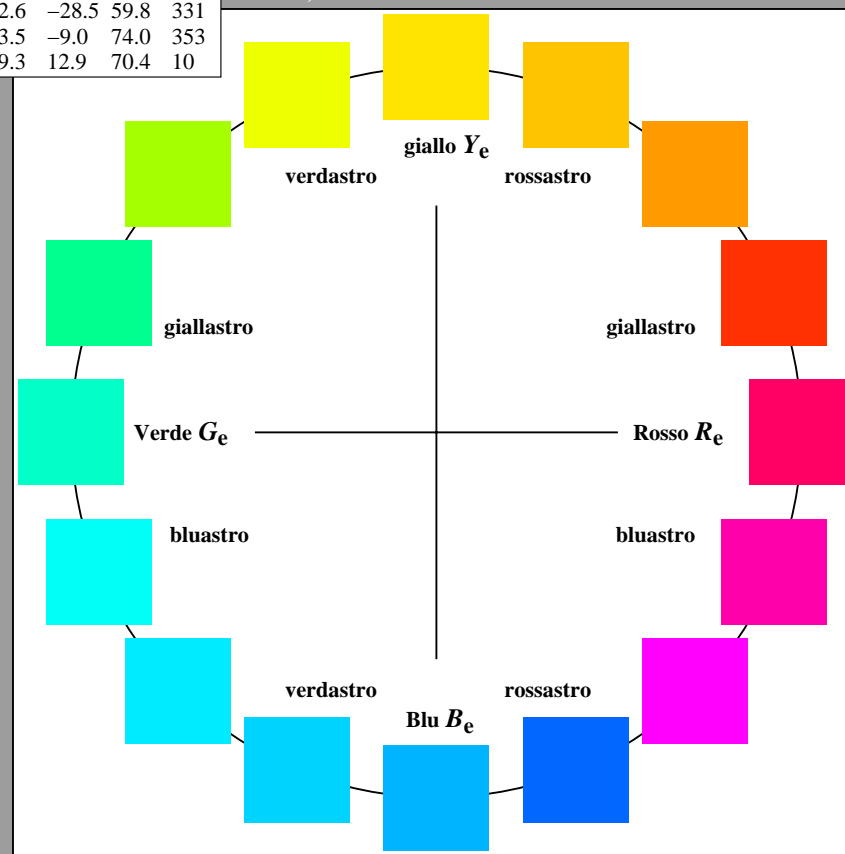
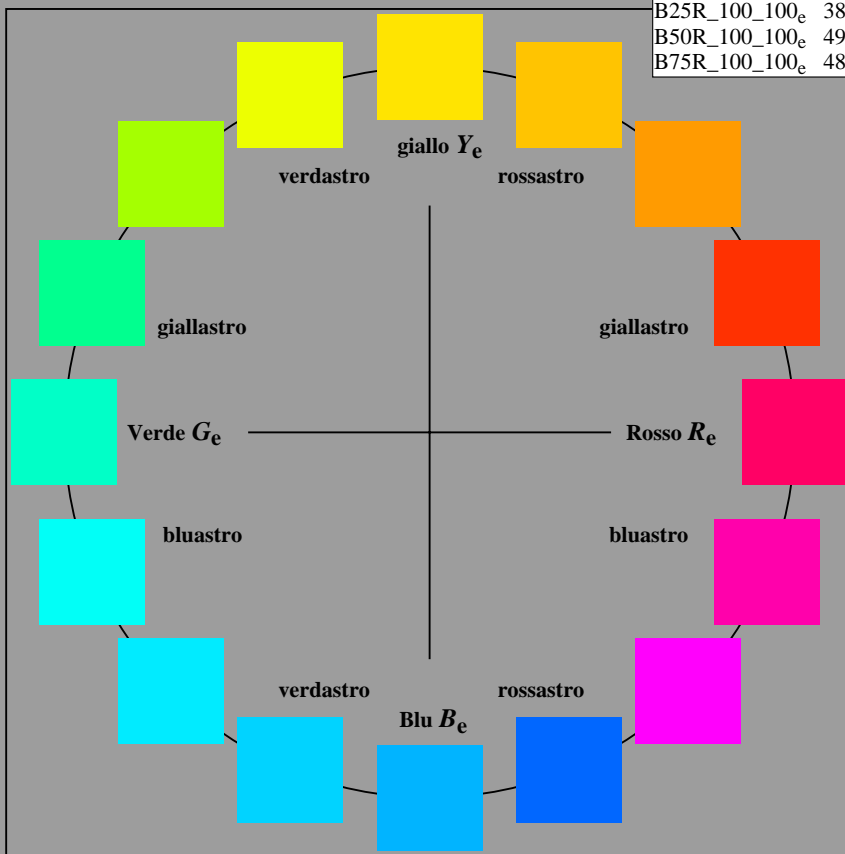
%Regularità

$g^*H_{rel} = 23$

$g^*C_{rel} = 42$

TLS27a; adattato (a) dati CIELAB

name	$L^*=L^*_a a^*_a$	$b^*_a$	$C^*_{ab,a}$	$h^*_{ab,a}$
Re,Ma	54.8	66.8	41.6	78.7
Ye,Ma	92.8	-19.3	79.8	82.1
Ge,Ma	84.3	-75.3	68.7	102.0
Ce,Ma	87.4	-42.7	-12.7	44.5
Be,Ma	39.7	56.6	-88.0	104.6
Me,Ma	60.6	84.6	-53.0	99.8
Ne,Ma	26.8	0.0	0.0	0.0
We,Ma	95.4	0.0	0.0	0.0
Re,CIE	39.9	58.7	27.9	65.0
Ye,CIE	81.2	-2.8	71.5	71.6
Ge,CIE	52.2	-42.4	13.6	44.5
Be,CIE	30.5	1.4	-46.4	46.4



4-110000-L0 cmyn6\*

AI660-70

Grafico AI66 conformemente a grafico 1 a CIE R8-09

cerchio delle tinte a 16 passi; grafico conformemente a DIN 33872-5

Input:  $rgb/cmy0/000n/w$  set...

Output:  $->rgb_{de}$  setrgbcolor

vedi file simili: <http://farbe.li.tu-berlin.de/AI66/AI66F0PX.PDF>  
 Informazioni tecniche: <http://farbe.li.tu-berlin.de/> o <http://farbe.li.tu-berlin.de/AE.HTM>

iscrizione TUB: 20190301-AI66/AI66L0FA.TXT /.PS  
 Applicazione per la misura dell'output di display et output di stampa

TUB materiale: code=rhata