

Immettere y uscita: Television Luminous System TLS11a

Dati del dispositivo (d) o

colori elementari (e):

HIC^*_e

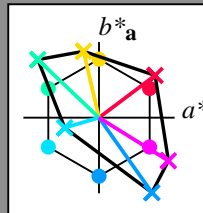
codice di tonalità per i colori

questa pagina:

$H^*_eR00Y_e, R25Y_e, \dots, B75R_e$

ORS20a; adattato (a) dati CIELAB

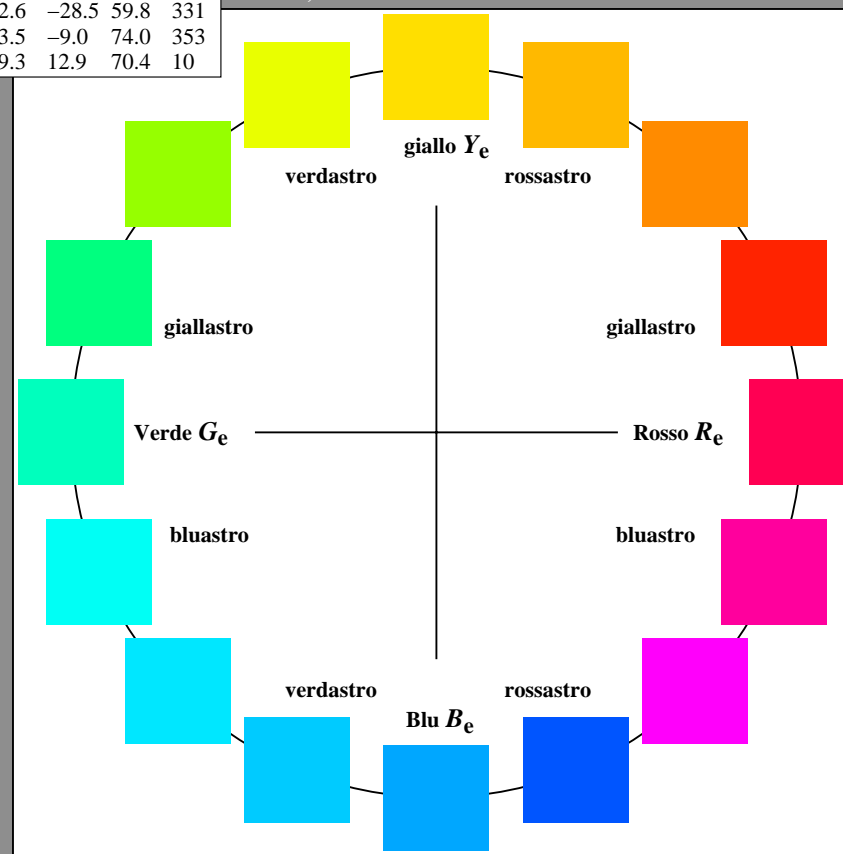
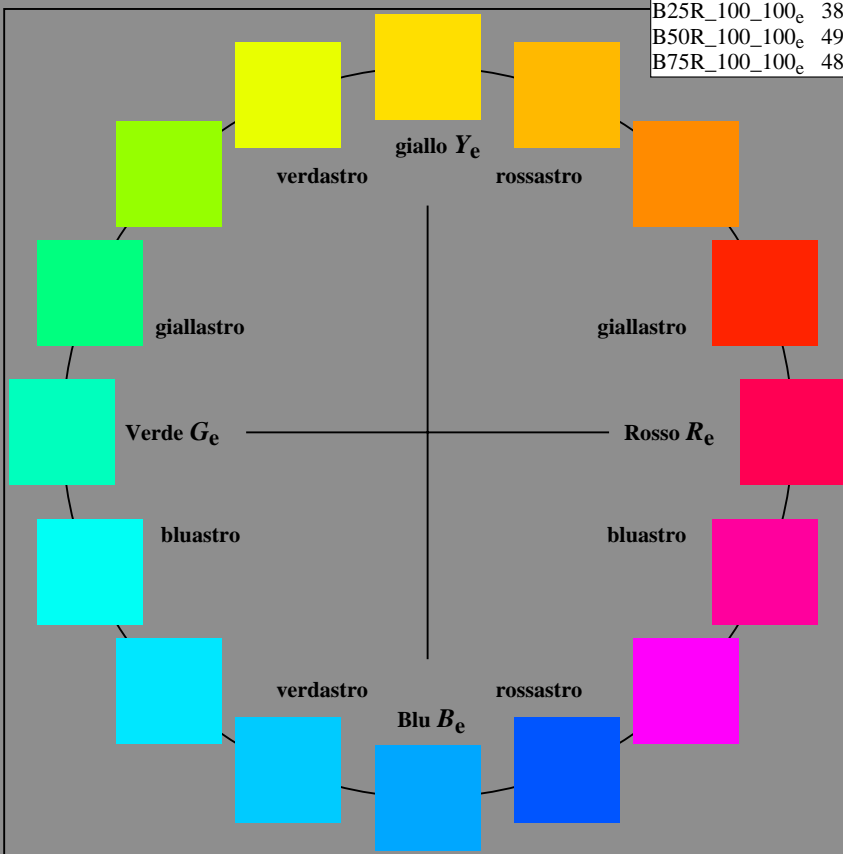
H^*_e	$L^*=L^*_a a^*_a$	b^*_a	$C^*_{ab,a}$	$h^*_{ab,a}$
R00Y_100_100_e	48.4	66.1	40.2	77.3
R25Y_100_100_e	56.8	48.0	50.5	69.6
R50Y_100_100_e	68.6	25.0	63.9	68.6
R75Y_100_100_e	80.6	4.8	77.2	77.3
Y00G_100_100_e	90.2	-9.6	88.2	88.7
Y25G_100_100_e	83.2	-18.4	79.9	81.9
Y50G_100_100_e	73.3	-31.7	62.7	70.2
Y75G_100_100_e	62.0	-49.7	43.2	65.8
G00B_100_100_e	55.8	-65.2	33.8	73.4
G25B_100_100_e	59.3	-50.3	-9.0	51.0
G50B_100_100_e	63.0	-30.5	-42.0	51.9
G75B_100_100_e	45.7	-5.7	-44.6	44.9
B00R_100_100_e	27.5	25.9	-47.3	53.9
B25R_100_100_e	38.3	52.6	-28.5	59.8
B50R_100_100_e	49.5	73.5	-9.0	74.0
B75R_100_100_e	48.9	69.3	12.9	70.4



%Gamma
 $u^*_{rel} = 134$
 %Regularità
 $g^*H_{rel} = 21$
 $g^*C_{rel} = 38$

TLS11a; adattato (a) dati CIELAB

name	$L^*=L^*_a a^*_a$	b^*_a	$C^*_{ab,a}$	$h^*_{ab,a}$
Re, Ma	51.6	74.2	55.8	92.8
Ye, Ma	92.7	-20.3	87.7	90.0
Ge, Ma	83.8	-80.8	76.8	111.5
Ce, Ma	87.0	-45.2	-13.3	47.2
Be, Ma	33.0	70.0	-99.0	121.3
Me, Ma	58.1	91.8	-57.0	108.0
Ne, Ma	10.9	0.0	0.0	0.0
We, Ma	95.4	0.0	0.0	0.0
Re, CIE	39.9	58.7	27.9	65.0
Ye, CIE	81.2	-2.8	71.5	71.6
Ge, CIE	52.2	-42.4	13.6	44.5
Be, CIE	30.5	1.4	-46.4	46.4



4-110000-L0 cmyn6*

AI660-70

Grafico AI66 conformemente a grafico 1 a CIE R8-09

cerchio delle tinte a 16 passi; grafico conformemente a DIN 33872-5

Input: $rgb/cmy0/000n/w$ set...

Output: $->rgb_{de}$ setrgbcolor

veddi file simili: http://farbe.li.tu-berlin.de/AI66/AI66F0PX.PDF /.PS; linearizzazione 3D, pagine 7/24
 Informazioni tecniche: http://farbe.li.tu-berlin.de/ o http://farbe.li.tu-berlin.de/AE.HTM

iscrizione TUB: 20190301-AI66/AI66L0FA.TXT /.PS
 Applicazione per la misura dell'output di display et output di stampa
 TUB materiale: code=rhata