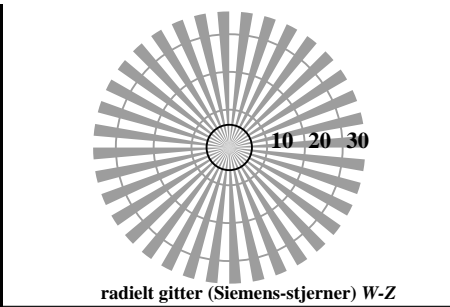


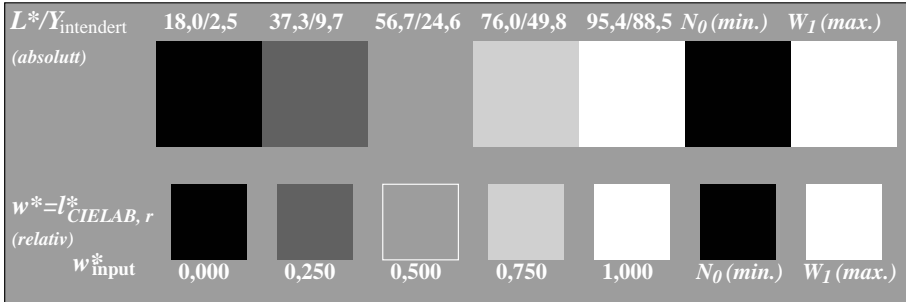


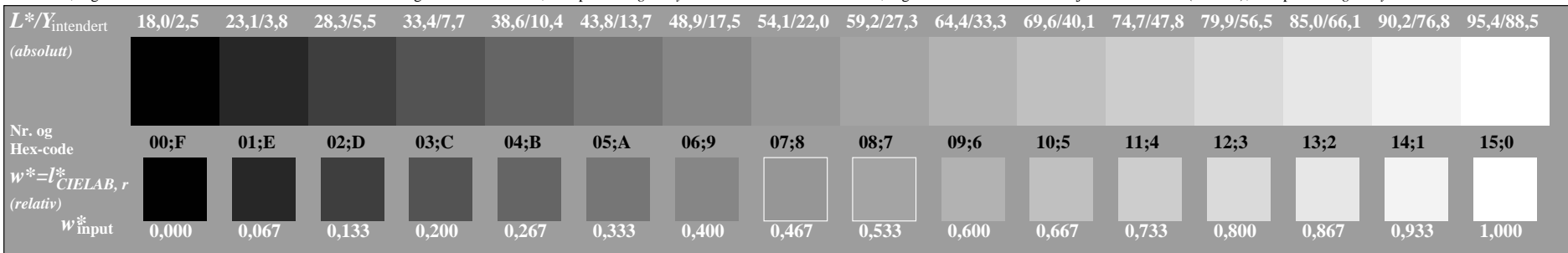
se lignende filer: <http://farbe.li.tu-berlin.de/AN06/AN06.HTM>
 teknisk informasjon: <http://farbe.li.tu-berlin.de/> eller <http://farbe.li.tu-berlin.de/AE.HTM>



AN060-3, Figur A1Wæ: Element A: Radielt gitter N-W, W-N, N-Z og W-Z; PS operator: *rgb/cmy0/w/000n*



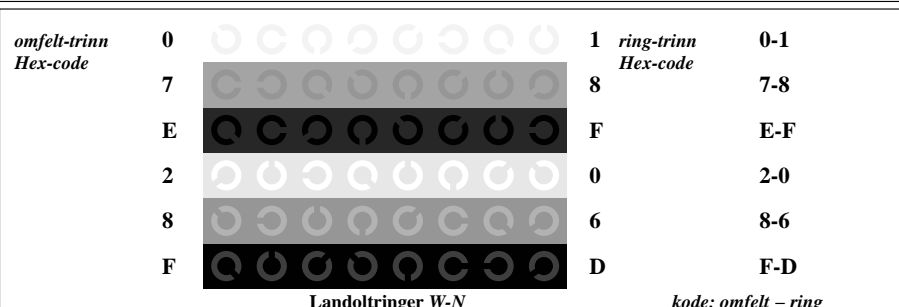
AN060-5, Figur A2Wæ: Element B: 5 visuelle ekvidistante L^* -gråtrinn + N_0 + W_1 ; PS operator: *rgb/cmy0/w/000n*



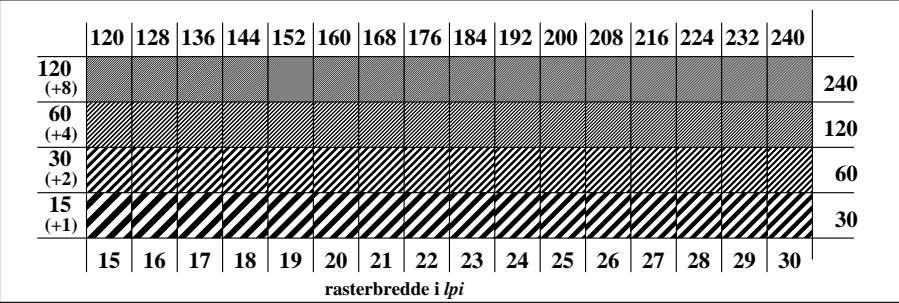
AN060-7, Figur A3Wæ: Element C: 16 visuelle ekvidistante L^* -gråtrinn; PS operator: *rgb/cmy0/w/000n*



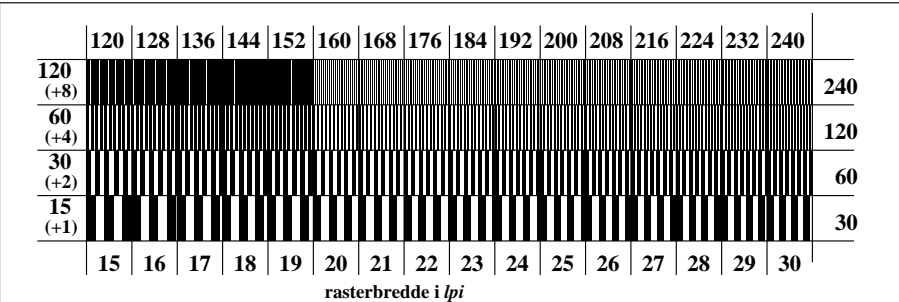
Prøveplansje AN06 infølge ISO 9241-306
 akromatisk prøveplansje N



AN061-1, Figur A4Wæ: Element D: Landoltringer W-N; PS operator: *rgb/cmy0/w/000n*



AN061-3, Figur A5Wæ: Element E: Linjeraster med 45° (eller 135°); PS operator: *rgb/cmy0/w/000n*



AN061-5, Figur A6Wæ: Element F: Linjeraster med 90° (eller 0°); PS operator: *rgb/cmy0/w/000n*

input: *rgb/cmy0/000n/w set...*
 output: *->rgb_{de} setrgbcolor*



TUB Registrering: 20190301-AN06/AN06LF0FA.TXT /.PS
 anvendelse for måling av display og utskriftsutgang
 TUB-materiell: code=rh4tta