

CIELAB 1976 $L^*a^*b^*$ -color space definition and reversal

$$L^* = 116 (Y/Y_n)^{1/3} - 16$$

$$a^* = 500 [(X/X_n)^{1/3} - (Y/Y_n)^{1/3}]$$

$$b^* = 200 [(Y/Y_n)^{1/3} - (Z/Z_n)^{1/3}]$$

$$X = X_n [(L^* + 16) / 116 + a^*/500]^3$$

$$Y = Y_n [(L^* + 16) / 116]^3$$

$$Z = Z_n [(L^* + 16) / 116 - b^*/200]^3$$

AS790-IN

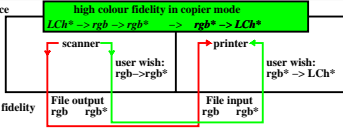
Q -function changes; transition from light- to color metrics
 scaling function of light metrics:
 $Q [k(x - a)] = Q[k(\log L - \log L_0)]$
 $\log L \rightarrow \log P$ for color metrics:
 $Q[k(\log P - \log L_0)] = Q[k(\log L - \log L_0 + \log P - \log L)]$
 with saturation $p = \log P - \log L$
 for color metrics: $Q [k(x - a + p)]$

AS790-IN

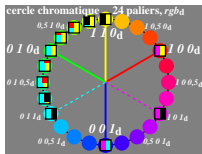
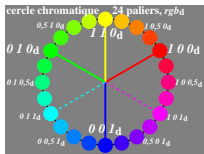
Multifunctional device

with the following modes:

- copier
- scanner
- printer



AS790-IN



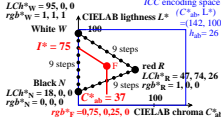
AS790-IN

Offset rgb^* input data and LCh^* output data

| Color | rgb^* | LCh^* |
|---------------------|---------|-------------|
| R elementary red | 1 0 0 | 47, 74, 26 |
| Y elementary yellow | 1 1 0 | 86, 88, 92 |
| G elementary green | 0 1 0 | 53, 57, 164 |
| B elementary blue | 0 0 1 | 42, 45, 271 |
| N black | 0 0 0 | 18, 0, 0 |
| W white | 1 1 1 | 95, 0, 0 |

(data according to test chart DIN 33872-2, p. 9-12)
 (CIELAB hue angles according to CIE R1-47)

9 step offset colours in CIELAB colour space



AS790-IN

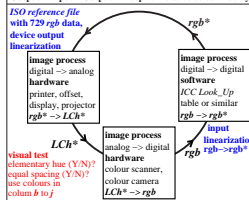
Agreement (Y/N) of CIELAB h_{ab} with IEC 61966-2-1 and CIE R1-47

| | reference: device colours | | | | NOTES |
|---|-------------------------------|------------------------|-------------------------|--------------------------|---|
| | $R_{d,sRGB}$ | $Y_{d,sRGB}$ | $G_{d,sRGB}$ | $B_{d,sRGB}$ | visual standard deviation r_{SD} |
| definition for display output in IEC 61966-2-1 | 40 +/- 4 40 +/- 8 | 103 +/- 4 103 +/- 8 | 136 +/- 4 136 +/- 8 | 306 +/- 8 306 +/- 16 | 1 x vsd 2 x vsd data see [1], Tab. B.2 |
| measurement of printer output rgb in file | 34 N(-2) 34 Y | 100 Y 100 Y | 146 N(+8) 146 N(+2) | 264 N(-34) 264 N(-26) | 1 x vsd; 1 x Y 2 x vsd; 2 x Y data see [1], Fig. 32 |
| measurement of printer output $cmy\theta$ in file | 34 N(-2) 34 Y | 100 Y 100 Y | 153 N(+15) 153 N(+9) | 300 Y 300 Y | 1 x vsd; 2 x Y 2 x vsd; 3 x Y data see [1], Fig. 33 |
| | reference: elementary colours | | | | NOTES |
| | R_e | Y_e | G_e | B_e | visual standard deviation r_{SD} |
| definition for any output in CIE R1-47 | 26 +/- 4 26 +/- 8 | 92 +/- 4 92 +/- 8 | 162 +/- 4 162 +/- 8 | 272 +/- 8 272 +/- 16 | 1 x vsd 2 x vsd 3 x vsd data see CIE R1-47 |
| measurement of printer output rgb in file | 34 N(+4) 34 Y | 100 N(+4) 100 Y | 146 N(-12) 146 N(-8) | 264 N(-4) 264 Y | 1 x vsd; 0 x Y 2 x vsd; 3 x Y data see [1], Fig. 32 |
| measurement of printer output $cmy\theta$ in file | 34 N(+4) 34 Y | 100 N(+4) 100 Y | 153 N(-5) 153 N(-1) | 300 N(+20) 300 N(+12) | 1 x vsd; 0 x Y 2 x vsd; 2 x Y data see [1], Fig. 33 |

3-000030-LD

AS791-IN

Output - Input - Output: A loop for relative colour fidelity



AS791-IN

TUB-test graphique AS79; Examples of colour metric
 User coordinates and device calibration

entrée: w/rgb/cmyk -> w/rgb/cmyk...
 sortie: aucun changement

voir fichiers similaires: http://farbe.li.ru-berlin.de/AS79/AS79LONI.TXT /PS; sortie de production
 informations techniques: http://www.ps.bam.de ou http://30.149.60.45/~farbmetrik

TUB enregistrement: 20160501-AS79/AS79LONI.TXT /PS
 application pour la mesure de sortie sur écran

TUB matériel: code=thata