

Linear relation CIELAB ( $L^*$ ,  $a^*$ ,  $b^*$ ) and adapted (a) CIELAB ( $C^*_{ab,a}$ ,  $L^*$ )  
 System: ORS18

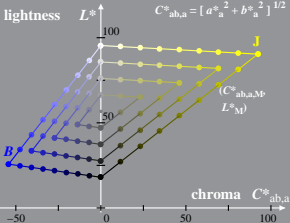
Hue:  $h^*_J = 92/360$ ;  $h^*_B = 272/360$

$$l^*_{lab^*} = (L^* - L^*_N) / (L^*_W - L^*_N)$$

$$a^*_{\text{a}} = a^* - a^*_N - l^*_{lab^*} [a^*_W - a^*_N]$$

$$b^*_{\text{a}} = b^* - b^*_N - l^*_{lab^*} [b^*_W - b^*_N]$$

$$C^*_{ab,a} = [a^*_{\text{a}}{}^2 + b^*_{\text{a}}{}^2]^{1/2}$$



Linear relation CIELAB ( $L^*$ ,  $a^*$ ,  $b^*$ ) and adapted ( $a$ ) CIELAB ( $C^*_{ab,a}$ ,  $L^*$ )

System: TLS00

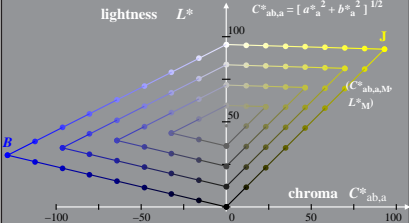
Hue:  $h^*_J = 92/360$ ;  $h^*_B = 272/360$

$$l^*_{lab^*} = (L^* - L^*_N) / (L^*_W - L^*_N)$$

$$a^*_a = a^* - a^*_N - l^*_{lab^*} [a^*_W - a^*_N]$$

$$b^*_a = b^* - b^*_N - l^*_{lab^*} [b^*_W - b^*_N]$$

$$C^*_{ab,a} = [a^{*2}_a + b^{*2}_a]^{1/2}$$



Linear relation CIELAB ( $L^*$ ,  $a^*$ ,  $b^*$ ) and adapted (a) CIELAB ( $C^*_{ab,a}$ ,  $L^*$ )  
 System: FRS06

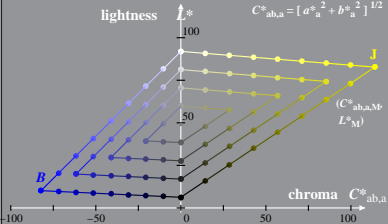
Hue:  $h^*_J = 92/360$ ;  $h^*_B = 272/360$

$$l^*_{lab^*} = (L^* - L^*_N) / (L^*_W - L^*_N)$$

$$a^*_a = a^* - a^*_N - l^*_{lab^*} [a^*_W - a^*_N]$$

$$b^*_a = b^* - b^*_N - l^*_{lab^*} [b^*_W - b^*_N]$$

$$C^*_{ab,a} = [a^{*2}_a + b^{*2}_a]^{1/2}$$



Linear relation CIELAB ( $L^*$ ,  $a^*$ ,  $b^*$ ) and adapted (a) CIELAB ( $C^*_{ab,a}$ ,  $L^*$ )

System: TSL18

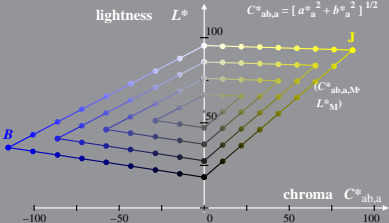
Hue:  $h^*_J = 92/360$ ;  $h^*_B = 272/360$

$$l^*_{lab^*} = (L^* - L^*_N) / (L^*_W - L^*_N)$$

$$a^*_{a} = a^* - a^*_N - l^*_{lab^*} [ a^*_W - a^*_N ]$$

$$b^*_{a} = b^* - b^*_N - l^*_{lab^*} [ b^*_W - b^*_N ]$$

$$C^*_{ab,a} = [ a^*_{a}{}^2 + b^*_{a}{}^2 ]^{1/2}$$



Linear relation CIELAB ( $L^*$ ,  $a^*$ ,  $b^*$ ) and adapted (a) CIELAB ( $C^*_{ab,a}$ ,  $L^*$ )  
 System: NLS00

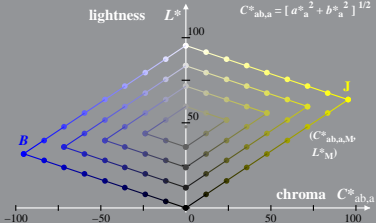
Hue:  $h^*_J = 92/360$ ;  $h^*_B = 272/360$

$$l^*_{lab^*} = (L^* - L^*_N) / (L^*_W - L^*_N)$$

$$a^*_{\text{a}} = a^* - a^*_N - l^*_{lab^*} [a^*_W - a^*_N]$$

$$b^*_{\text{a}} = b^* - b^*_N - l^*_{lab^*} [b^*_W - b^*_N]$$

$$C^*_{ab,a} = [a^*_{\text{a}}{}^2 + b^*_{\text{a}}{}^2]^{1/2}$$



Linear relation CIELAB ( $L^*$ ,  $a^*$ ,  $b^*$ ) and adapted (a) CIELAB ( $C^*_{ab,a}$ ,  $L^*$ )

System: NLS18

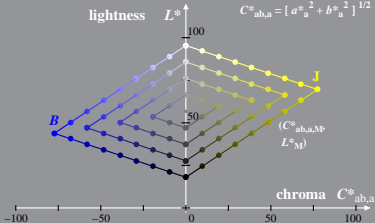
Hue:  $h^*_J = 92/360$ ;  $h^*_B = 272/360$

$$l^*_{lab^*} = (L^* - L^*_N) / (L^*_W - L^*_N)$$

$$a^*_{\text{a}} = a^* - a^*_N - l^*_{lab^*} [a^*_W - a^*_N]$$

$$b^*_{\text{a}} = b^* - b^*_N - l^*_{lab^*} [b^*_W - b^*_N]$$

$$C^*_{ab,a} = [a^*_{\text{a}}{}^2 + b^*_{\text{a}}{}^2]^{1/2}$$



Linear relation CIELAB ( $L^*$ ,  $a^*$ ,  $b^*$ ) and adapted ( $a$ ) CIELAB ( $C^*_{ab,a}$ ,  $L^*$ )

System: NRS11

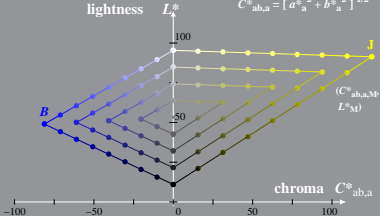
Hue:  $h^*_J = 92/360$ ;  $h^*_B = 272/360$

$$l^*_{lab^*} = (L^* - L^*_N) / (L^*_W - L^*_N)$$

$$a^*_a = a^* - a^*_N - l^*_{lab^*} [a^*_W - a^*_N]$$

$$b^*_a = b^* - b^*_N - l^*_{lab^*} [b^*_W - b^*_N]$$

$$C^*_{ab,a} = [a^{*2}_a + b^{*2}_a]^{1/2}$$



Linear relation CIELAB ( $L^*$ ,  $a^*$ ,  $b^*$ ) and adapted (a) CIELAB ( $C^*_{ab,a}$ ,  $L^*$ )

System: TLS70

Hue:  $h^*_J = 92/360$ ;  $h^*_B = 272/360$

$$l^*_{lab^*} = (L^* - L^*_N) / (L^*_W - L^*_N)$$

$$a^*_a = a^* - a^*_N - l^*_{lab^*} [a^*_W - a^*_N]$$

$$b^*_a = b^* - b^*_N - l^*_{lab^*} [b^*_W - b^*_N]$$

$$C^*_{ab,a} = [a^{*2}_a + b^{*2}_a]^{1/2}$$

