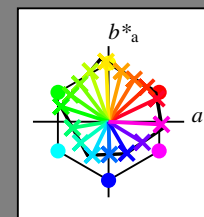


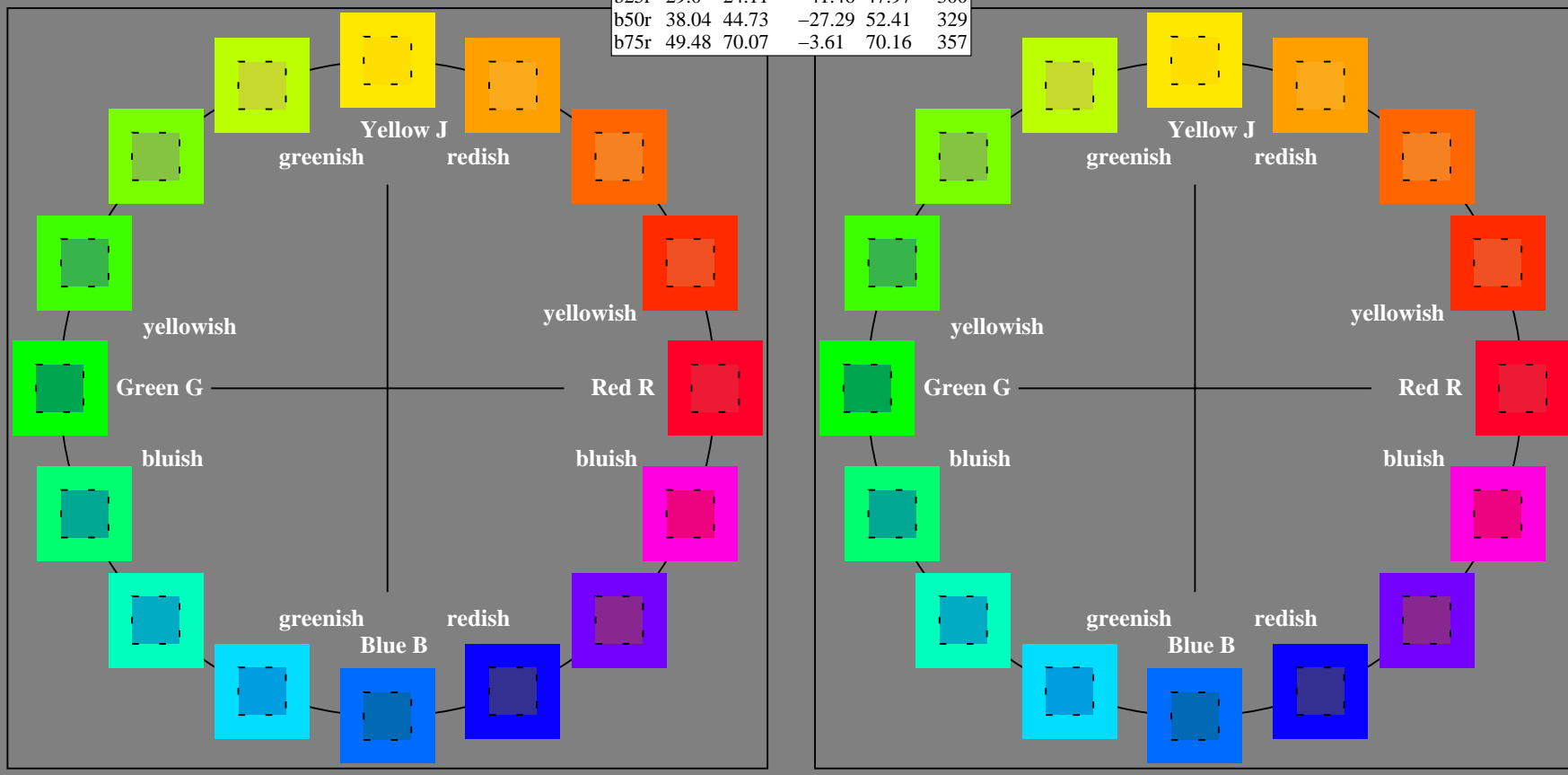
Input and output:
 Colorimetric Printer Reflective System ORS20_95a
 data for any colour:
*lab**tch** and lab**icu***
 elementary hue text:
u = 16 hues r00j, r25j, ..., b75r*
 contrast reduction factor:
 $c_R = 0.96$

ORS20_95a; adapted (a) CIELAB data					
	L^*_a	a^*_a	b^*_a	$C^*_{ab,a}$	$h^*_{ab,a}$
r00j	48.88	63.91	30.45	70.79	25
r25j	55.85	50.36	45.65	67.97	42
r50j	65.45	33.86	56.12	65.54	59
r75j	75.19	17.13	66.73	68.89	76
j00g	87.03	-3.21	79.64	79.7	92
j25g	80.72	-24.03	66.82	71.01	110
j50g	70.64	-38.01	49.96	62.78	127
j75g	61.93	-50.08	35.41	61.34	145
g00b	52.8	-62.76	20.12	65.91	162
g25b	55.7	-47.65	-8.05	48.34	190
g50b	57.82	-36.91	-27.79	46.22	217
g75b	55.5	-21.19	-44.16	49.0	244
b00r	41.6	1.31	-43.27	43.3	272
b25r	29.0	24.11	-41.46	47.97	300
b50r	38.04	44.73	-27.29	52.41	329
b75r	49.48	70.07	-3.61	70.16	357



%Gamut
 $u^*_{rel} = 83$
 %Regularity
 $g^*_{H,rel} = 72$
 $g^*_{C,rel} = 57$

ORS20_95a; adapted (a) CIELAB data					
	L^*_a	a^*_a	b^*_a	$C^*_{ab,a}$	$h^*_{ab,a}$
O _{Ma}	48.75	62.56	37.91	73.15	31
Y _{Ma}	90.92	-9.88	83.88	84.46	97
L _{Ma}	52.69	-62.9	19.95	66.0	162
C _{Ma}	59.61	-27.85	-44.43	52.45	238
V _{Ma}	28.39	22.72	-42.42	48.13	298
M _{Ma}	49.58	71.08	-9.19	71.67	353
N _{Ma}	20.0	0.0	0.0	0.0	0
W _{Ma}	95.0	0.0	0.0	0.0	0
R _{CIE}	39.92	58.74	27.99	65.07	25
J _{CIE}	81.26	-2.88	71.56	71.62	92
G _{CIE}	52.23	-42.41	13.6	44.55	162
B _{CIE}	30.57	1.41	-46.46	46.49	272



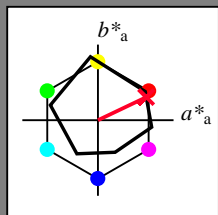
See for similar files: <http://www.ps.bam.de/De99/>; www.ps.bam.de/De99/10L/L99E00NP.PS/
 Technical information: <http://www.ps.bam.de> Version 2.1, io=1,1, ColSpx=1

BAM registration: 20080701-De99/10L/L99E00NP.PS/ .PDF BAM material: code=rh4ta
 application for evaluation and measurement of printer or monitor systems

Input and output: Colorimetric Printer Reflective System ORS20_95a for relative CIELAB hue $h^* = lab^*h^* = h_{ab}/360 = 25/360 = 0.071$

$u^* = r00j$

data for any colour:
 lab^*tch^* and lab^*icu^*
 elementary hue text:
 $u^* = r00j$
 contrast reduction factor:
 $c_R = 0.96$
 triangle lightness t^*



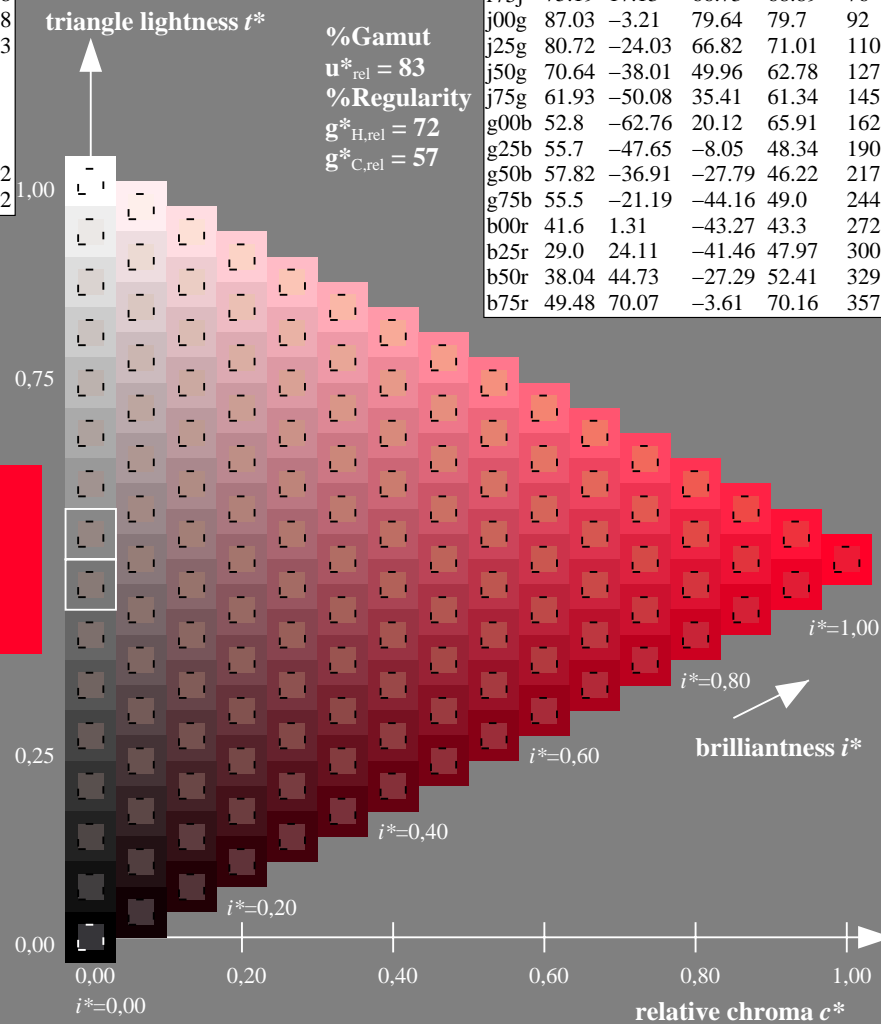
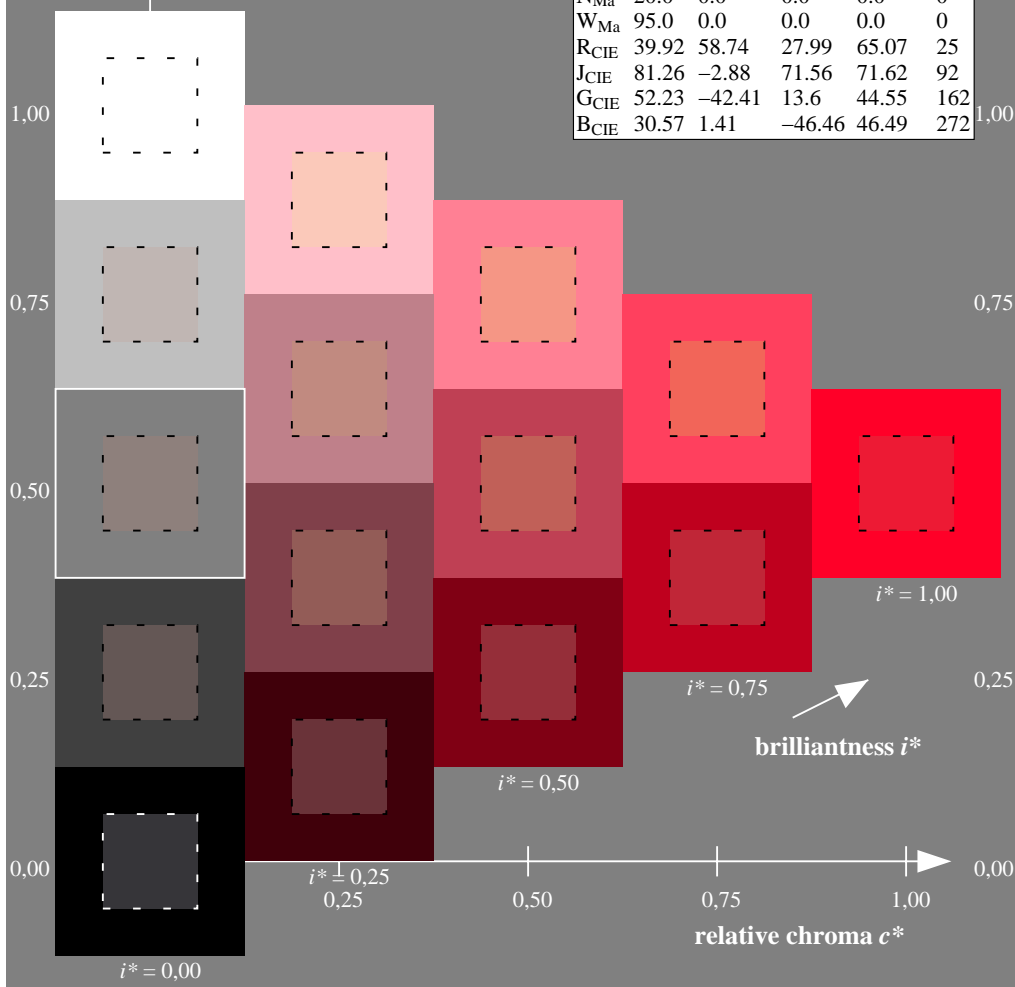
ORS20_95a; adapted (a) CIELAB data					
	$L^*=L^*_a$	a^*_a	b^*_a	$C^*_{ab,a}$	$h^*_{ab,a}$
O _{Ma}	48.75	62.56	37.91	73.15	31
Y _{Ma}	90.92	-9.88	83.88	84.46	97
L _{Ma}	52.69	-62.9	19.95	66.0	162
C _{Ma}	59.61	-27.85	-44.43	52.45	238
V _{Ma}	28.39	22.72	-42.42	48.13	298
M _{Ma}	49.58	71.08	-9.19	71.67	353
N _{Ma}	20.0	0.0	0.0	0.0	0
W _{Ma}	95.0	0.0	0.0	0.0	0
R _{CIE}	39.92	58.74	27.99	65.07	25
J _{CIE}	81.26	-2.88	71.56	71.62	92
G _{CIE}	52.23	-42.41	13.6	44.55	162
B _{CIE}	30.57	1.41	-46.46	46.49	272

Data for maximum colour (Ma):

$LAB^*LAB^*_{Ma}$: 49 64 30
 $LAB^*LCH^*_{Ma}$: 49 71 25
 $lab^*rgb^*_{Ma}$: 1.0 0.0 0.0
 $lab^*olv^*_{Ma}$: 1.0 0.0 0.16

ORS20_95a; adapted (a) CIELAB data					
	$L^*=L^*_a$	a^*_a	b^*_a	$C^*_{ab,a}$	$h^*_{ab,a}$
r00j	48.88	63.91	30.45	70.79	25
r25j	55.85	50.36	45.65	67.97	42
r50j	65.45	33.86	56.12	65.54	59
r75j	75.19	17.13	66.73	68.89	76
j00g	87.03	-3.21	79.64	79.7	92
j25g	80.72	-24.03	66.82	71.01	110
j50g	70.64	-50.08	49.96	62.78	127
j75g	61.93	-38.01	35.41	61.34	145
g00b	52.8	-62.76	20.12	65.91	162
g25b	55.7	-47.65	-8.05	48.34	190
g50b	57.82	-36.91	-27.79	46.22	217
g75b	55.5	-21.19	-44.16	49.0	244
b00r	41.6	1.31	-43.27	43.3	272
b25r	29.0	24.11	-41.46	47.97	300
b50r	38.04	44.73	-27.29	52.41	329
b75r	49.48	70.07	-3.61	70.16	357

%Gamut
 $u^*_{rel} = 83$
 %Regularity
 $g^*_{H,rel} = 72$
 $g^*_{C,rel} = 57$



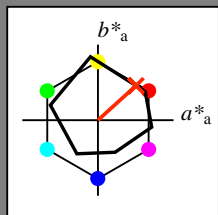
See for similar files: <http://www.ps.bam.de/De99/>; www.ps.bam.de/De99/10L/L99E00NP.PS/.PDF
 Technical information: <http://www.ps.bam.de> Version 2.1, io=1,1, ColSPX=1

BAM registration: 20080701-De99/10L/L99E00NP.PS/ .PDF
 application for evaluation and measurement of printer or monitor systems
 BAM material: code=rhadata

Input and output: Colorimetric Printer Reflective System ORS20_95a for relative CIELAB hue $h^* = lab^*h^* = h_{ab}/360 = 42/360 = 0.117$

$u^* = r25j$

data for any colour:
 lab^*tch^* and lab^*icu^*
 elementary hue text:
 $u^* = r25j$
 contrast reduction factor:
 $c_R = 0.96$
 triangle lightness t^*



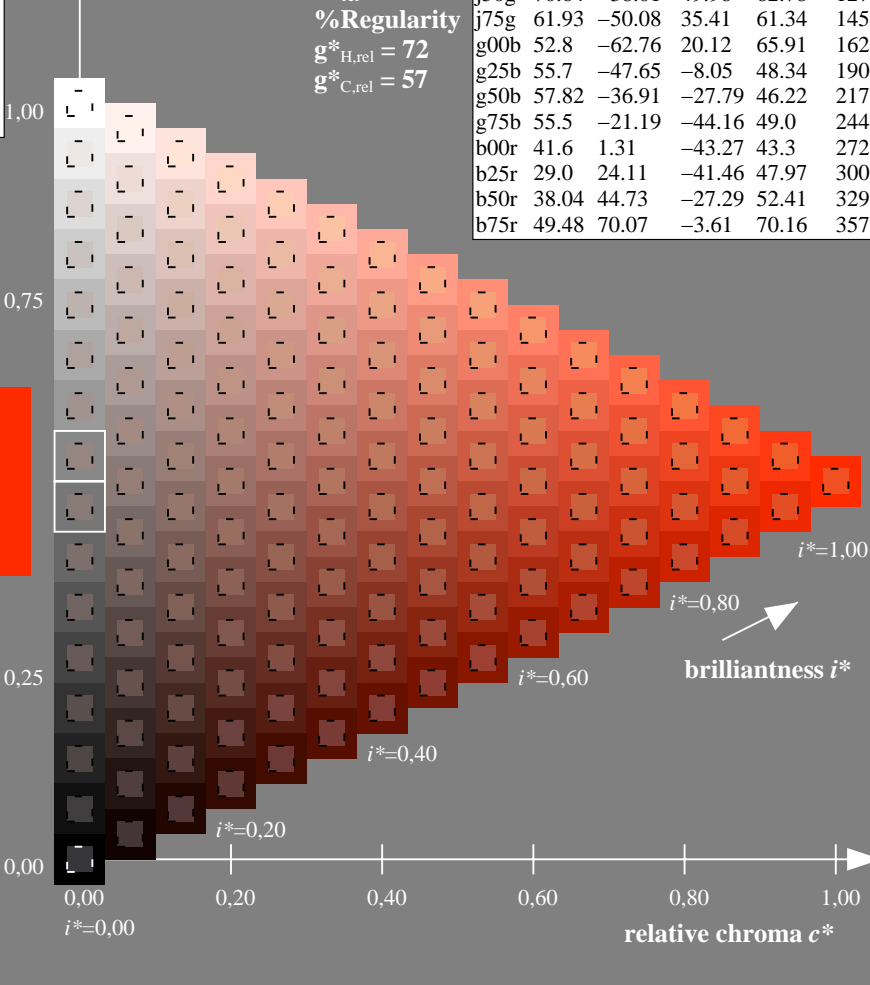
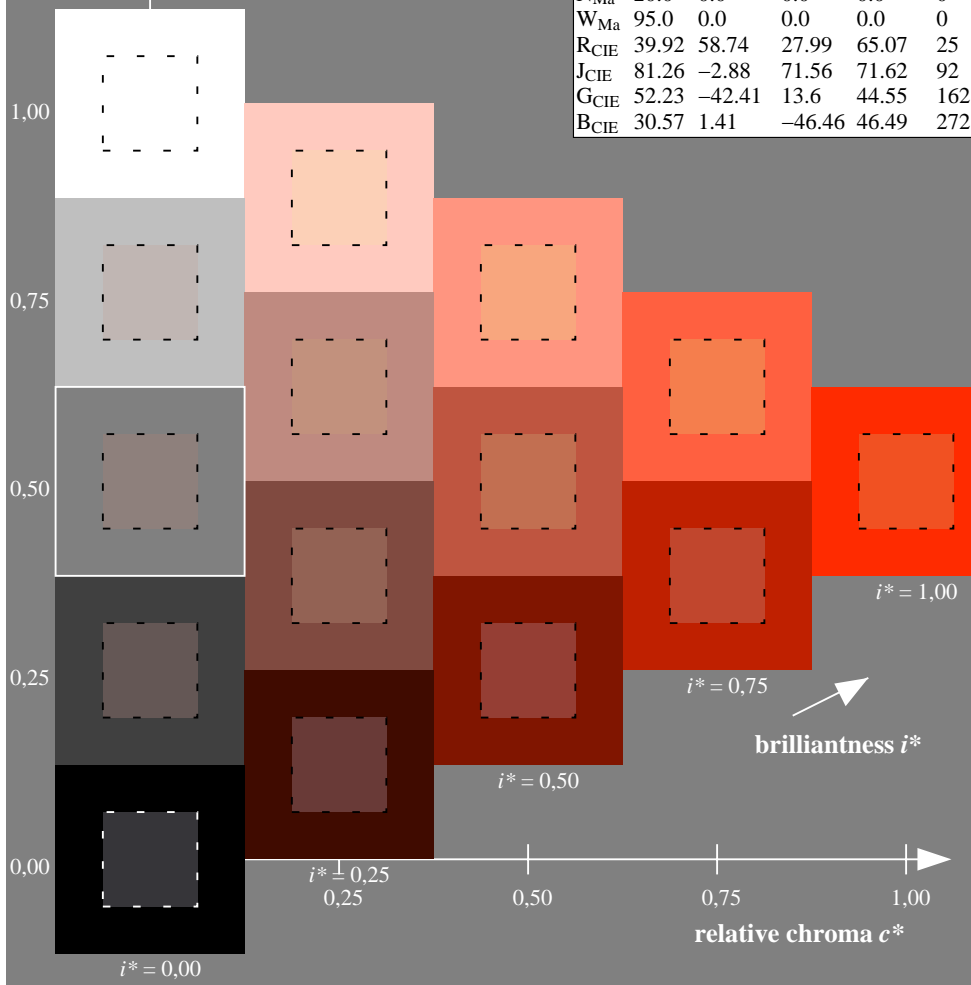
ORS20_95a; adapted (a) CIELAB data					
	$L^*=L^*_a$	a^*_a	b^*_a	$C^*_{ab,a}$	$h^*_{ab,a}$
O _{Ma}	48.75	62.56	37.91	73.15	31
Y _{Ma}	90.92	-9.88	83.88	84.46	97
L _{Ma}	52.69	-62.9	19.95	66.0	162
C _{Ma}	59.61	-27.85	-44.43	52.45	238
V _{Ma}	28.39	22.72	-42.42	48.13	298
M _{Ma}	49.58	71.08	-9.19	71.67	353
N _{Ma}	20.0	0.0	0.0	0.0	0
W _{Ma}	95.0	0.0	0.0	0.0	0
R _{CIE}	39.92	58.74	27.99	65.07	25
J _{CIE}	81.26	-2.88	71.56	71.62	92
G _{CIE}	52.23	-42.41	13.6	44.55	162
B _{CIE}	30.57	1.41	-46.46	46.49	272

Data for maximum colour (Ma):

$LAB^*LAB^*_{Ma}$: 56 50 46
 $LAB^*LCH^*_{Ma}$: 56 68 42
 $lab^*rgb^*_{Ma}$: 1.0 0.25 0.0
 $lab^*olv^*_{Ma}$: 1.0 0.17 0.0

ORS20_95a; adapted (a) CIELAB data					
	$L^*=L^*_a$	a^*_a	b^*_a	$C^*_{ab,a}$	$h^*_{ab,a}$
r00j	48.88	63.91	30.45	70.79	25
r25j	55.85	50.36	45.65	67.97	42
r50j	65.45	33.86	56.12	65.54	59
r75j	75.19	17.13	66.73	68.89	76
j00g	87.03	-3.21	79.64	79.7	92
j25g	80.72	-24.03	66.82	71.01	110
j50g	70.64	-50.08	49.96	62.78	127
j75g	61.93	-38.01	35.41	61.34	145
g00b	52.8	-62.76	20.12	65.91	162
g25b	55.7	-47.65	-8.05	48.34	190
g50b	57.82	-36.91	-27.79	46.22	217
g75b	55.5	-21.19	-44.16	49.0	244
b00r	41.6	1.31	-43.27	43.3	272
b25r	29.0	24.11	-41.46	47.97	300
b50r	38.04	44.73	-27.29	52.41	329
b75r	49.48	70.07	-3.61	70.16	357

triangle lightness t^*
 %Gamut
 $u^*_{rel} = 83$
 %Regularity
 $g^*_{H,rel} = 72$
 $g^*_{C,rel} = 57$



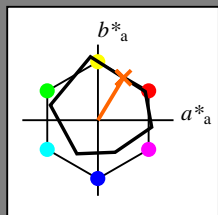
See for similar files: <http://www.ps.bam.de/De99/>; www.ps.bam.de/De.HTM
 Technical information: <http://www.ps.bam.de> Version 2.1, io=1,1, ColSPx=1

BAM registration: 20080701-De99/10L/L99E00NP.PS/ .PDF BAM material: code=rhadata
 application for evaluation and measurement of printer or monitor systems

Input and output: Colorimetric Printer Reflective System ORS20_95a for relative CIELAB hue $h^* = lab^*h^* = h_{ab}/360 = 59/360 = 0.164$

$u^* = r50j$

data for any colour:
 lab^*tch^* and lab^*icu^*
 elementary hue text:
 $u^* = r50j$
 contrast reduction factor:
 $c_R = 0.96$
 triangle lightness t^*



ORS20_95a; adapted (a) CIELAB data					
	$L^*=L^*_a$	a^*_a	b^*_a	$C^*_{ab,a}$	$h^*_{ab,a}$
O _{Ma}	48.75	62.56	37.91	73.15	31
Y _{Ma}	90.92	-9.88	83.88	84.46	97
L _{Ma}	52.69	-62.9	19.95	66.0	162
C _{Ma}	59.61	-27.85	-44.43	52.45	238
V _{Ma}	28.39	22.72	-42.42	48.13	298
M _{Ma}	49.58	71.08	-9.19	71.67	353
N _{Ma}	20.0	0.0	0.0	0.0	0
W _{Ma}	95.0	0.0	0.0	0.0	0
R _{CIE}	39.92	58.74	27.99	65.07	25
J _{CIE}	81.26	-2.88	71.56	71.62	92
G _{CIE}	52.23	-42.41	13.6	44.55	162
B _{CIE}	30.57	1.41	-46.46	46.49	272

Data for maximum colour (Ma):

$LAB^*LAB^*_{Ma}$: 65 34 56

$LAB^*LCH^*_{Ma}$: 65 66 59

$lab^*rgb^*_{Ma}$: 1.0 0.5 0.0

$lab^*olv^*_{Ma}$: 1.0 0.4 0.0

ORS20_95a; adapted (a) CIELAB data					
	$L^*=L^*_a$	a^*_a	b^*_a	$C^*_{ab,a}$	$h^*_{ab,a}$
r00j	48.88	63.91	30.45	70.79	25
r25j	55.85	50.36	45.65	67.97	42
r50j	65.45	33.86	56.12	65.54	59
r75j	75.19	17.13	66.73	68.89	76
j00g	87.03	-3.21	79.64	79.7	92
j25g	80.72	-24.03	66.82	71.01	110
j50g	70.64	-38.01	49.96	62.78	127
j75g	61.93	-50.08	35.41	61.34	145
g00b	52.8	-62.76	20.12	65.91	162
g25b	55.7	-47.65	-8.05	48.34	190
g50b	57.82	-36.91	-27.79	46.22	217
g75b	55.5	-21.19	-44.16	49.0	244
b00r	41.6	1.31	-43.27	43.3	272
b25r	29.0	24.11	-41.46	47.97	300
b50r	38.04	44.73	-27.29	52.41	329
b75r	49.48	70.07	-3.61	70.16	357

%Gamut

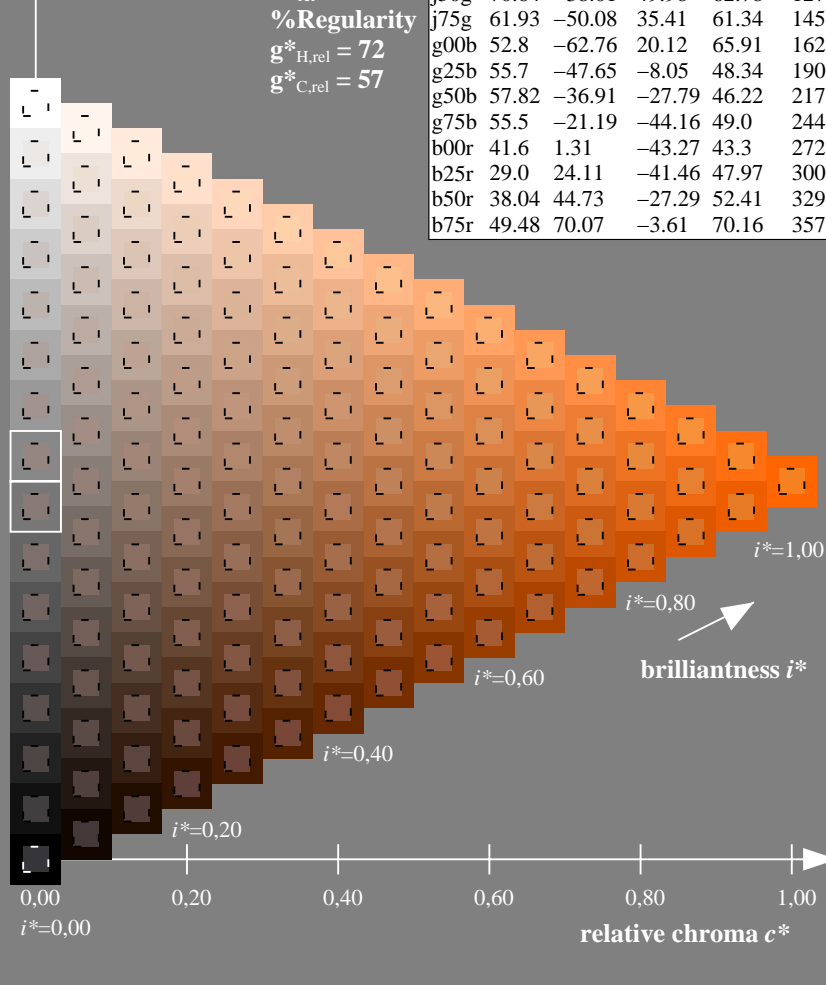
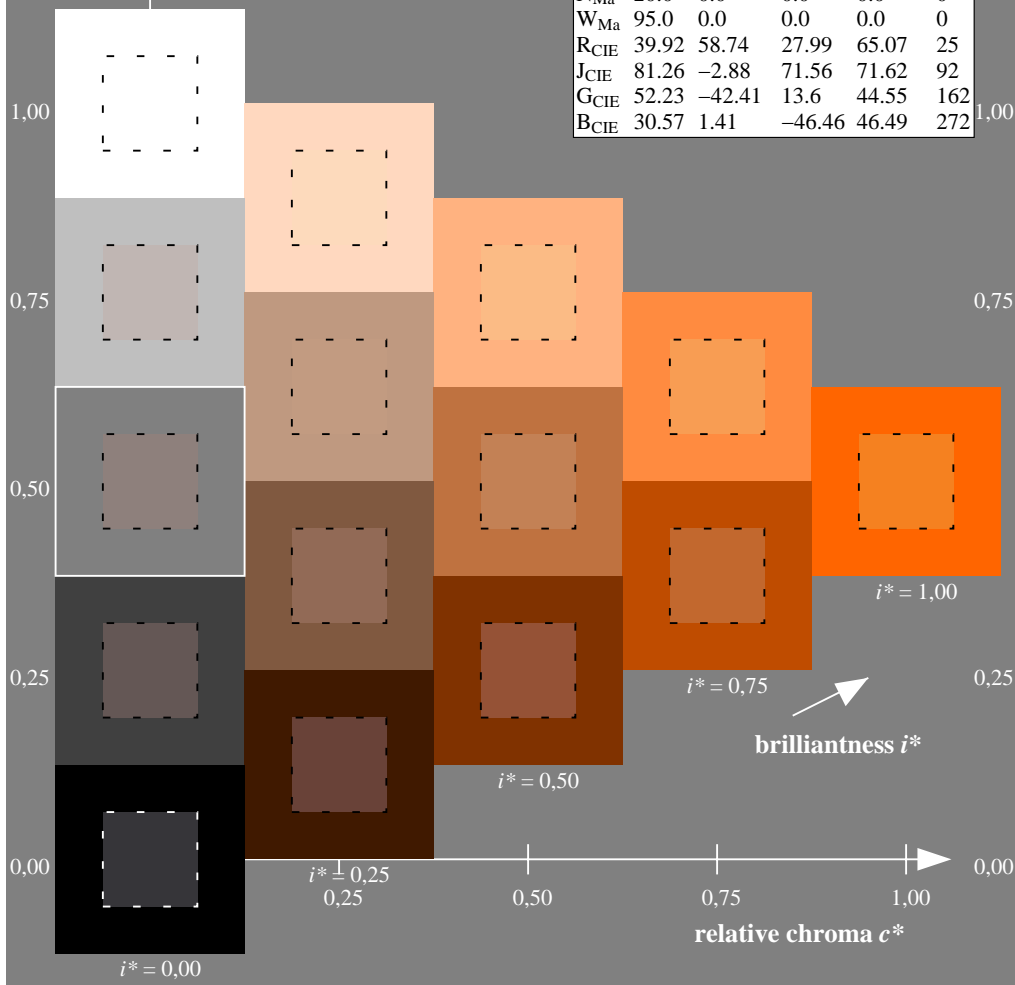
$u^*_{rel} = 83$

%Regularity

$g^*_{H,rel} = 72$

$g^*_{C,rel} = 57$

triangle lightness t^*



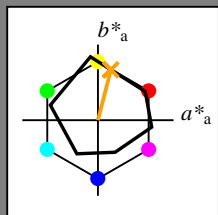
See for similar files: <http://www.ps.bam.de/De99/>; www.ps.bam.de/De99/10L/L99E00NP.PS/ .PDF
 Technical information: <http://www.ps.bam.de> Version 2.1, io=1,1, ColSPx=1

BAM registration: 20080701-De99/10L/L99E00NP.PS/ .PDF
 application for evaluation and measurement of printer or monitor systems
 BAM material: code=rhadata

Input and output: Colorimetric Printer Reflective System ORS20_95a for relative CIELAB hue $h^* = lab^*h^* = h_{ab}/360 = 76/360 = 0.21$

$u^* = r75j$

data for any colour:
 lab^*tch^* and lab^*icu^*
 elementary hue text:
 $u^* = r75j$
 contrast reduction factor:
 $c_R = 0.96$
 triangle lightness t^*



ORS20_95a; adapted (a) CIELAB data					
	$L^*=L^*_a$	a^*_a	b^*_a	$C^*_{ab,a}$	$h^*_{ab,a}$
O _{Ma}	48.75	62.56	37.91	73.15	31
Y _{Ma}	90.92	-9.88	83.88	84.46	97
L _{Ma}	52.69	-62.9	19.95	66.0	162
C _{Ma}	59.61	-27.85	-44.43	52.45	238
V _{Ma}	28.39	22.72	-42.42	48.13	298
M _{Ma}	49.58	71.08	-9.19	71.67	353
N _{Ma}	20.0	0.0	0.0	0.0	0
W _{Ma}	95.0	0.0	0.0	0.0	0
R _{CIE}	39.92	58.74	27.99	65.07	25
J _{CIE}	81.26	-2.88	71.56	71.62	92
G _{CIE}	52.23	-42.41	13.6	44.55	162
B _{CIE}	30.57	1.41	-46.46	46.49	272

Data for maximum colour (Ma):

$LAB^*LAB^*_{Ma}$: 75 17 67

$LAB^*LCH^*_{Ma}$: 75 69 76

$lab^*rgb^*_{Ma}$: 1.0 0.75 0.0

$lab^*olv^*_{Ma}$: 1.0 0.63 0.0

ORS20_95a; adapted (a) CIELAB data					
	$L^*=L^*_a$	a^*_a	b^*_a	$C^*_{ab,a}$	$h^*_{ab,a}$
r00j	48.88	63.91	30.45	70.79	25
r25j	55.85	50.36	45.65	67.97	42
r50j	65.45	33.86	56.12	65.54	59
r75j	75.19	17.13	66.73	68.89	76
j00g	87.03	-3.21	79.64	79.7	92
j25g	80.72	-24.03	66.82	71.01	110
j50g	70.64	-38.01	49.96	62.78	127
j75g	61.93	-50.08	35.41	61.34	145
g00b	52.8	-62.76	20.12	65.91	162
g25b	55.7	-47.65	-8.05	48.34	190
g50b	57.82	-36.91	-27.79	46.22	217
g75b	55.5	-21.19	-44.16	49.0	244
b00r	41.6	1.31	-43.27	43.3	272
b25r	29.0	24.11	-41.46	47.97	300
b50r	38.04	44.73	-27.29	52.41	329
b75r	49.48	70.07	-3.61	70.16	357

triangle lightness t^*

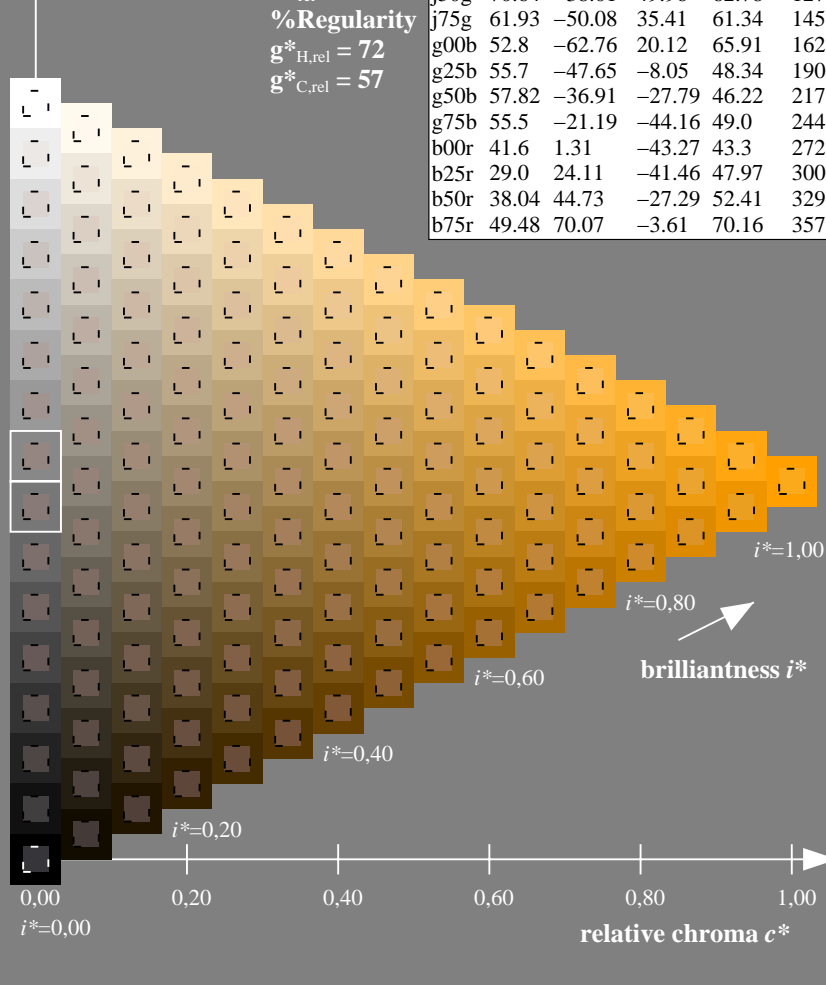
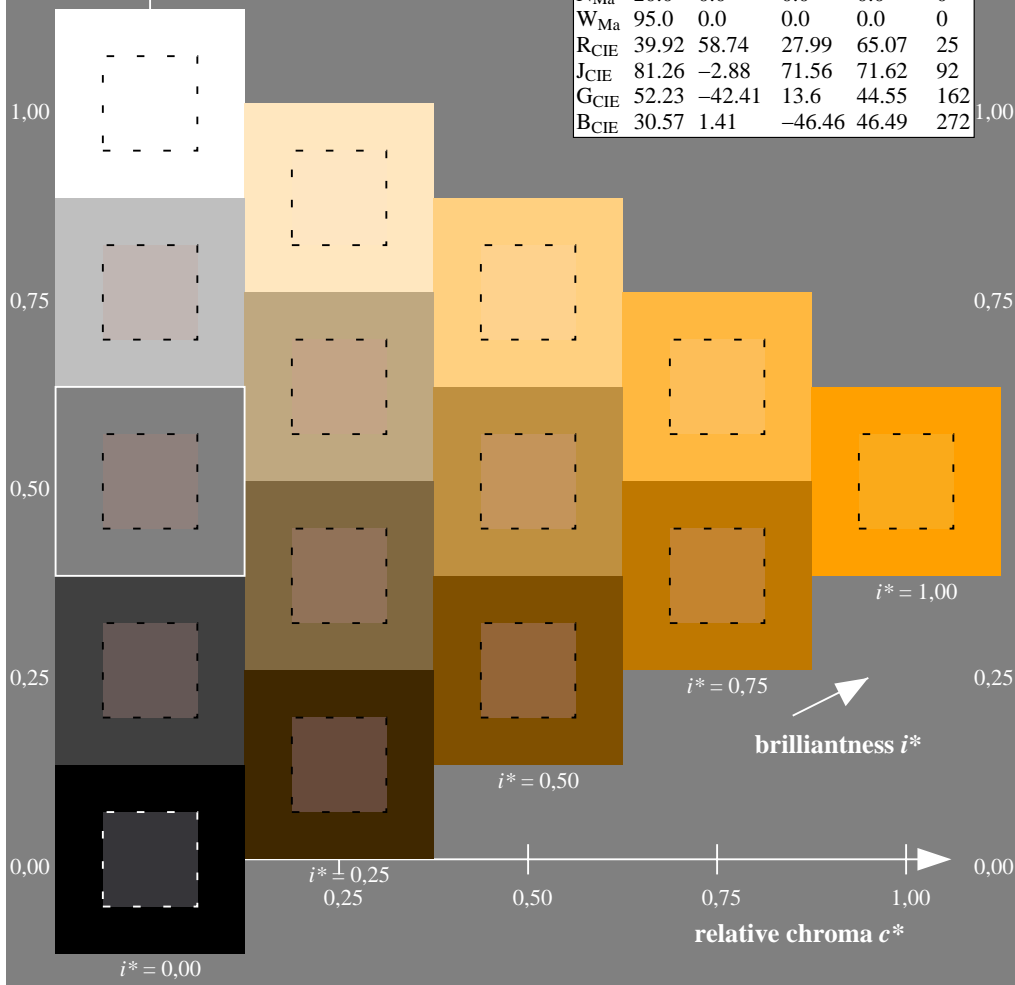
%Gamut

$u^*_{rel} = 83$

%Regularity

$g^*_{H,rel} = 72$

$g^*_{C,rel} = 57$



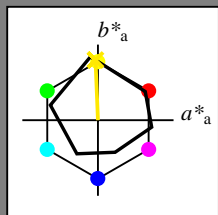
See for similar files: <http://www.ps.bam.de/De99/>; www.ps.bam.de/De99/10L/L99E00NP.PS/ .PDF
 Technical information: <http://www.ps.bam.de> Version 2.1, io=1,1, ColSPx=1

BAM registration: 20080701-De99/10L/L99E00NP.PS/ .PDF
 application for evaluation and measurement of printer or monitor systems
 BAM material: code=rhadata

Input and output: Colorimetric Printer Reflective System ORS20_95a for relative CIELAB hue $h^* = lab^*h^* = h_{ab}/360 = 92/360 = 0.256$

$u^* = j00g$

data for any colour:
 lab^*tch^* and lab^*icu^*
 elementary hue text:
 $u^* = j00g$
 contrast reduction factor:
 $c_R = 0.96$
 triangle lightness t^*



ORS20_95a; adapted (a) CIELAB data					
	$L^*=L^*_a$	a^*_a	b^*_a	$C^*_{ab,a}$	$h^*_{ab,a}$
O _{Ma}	48.75	62.56	37.91	73.15	31
Y _{Ma}	90.92	-9.88	83.88	84.46	97
L _{Ma}	52.69	-62.9	19.95	66.0	162
C _{Ma}	59.61	-27.85	-44.43	52.45	238
V _{Ma}	28.39	22.72	-42.42	48.13	298
M _{Ma}	49.58	71.08	-9.19	71.67	353
N _{Ma}	20.0	0.0	0.0	0.0	0
W _{Ma}	95.0	0.0	0.0	0.0	0
R _{CIE}	39.92	58.74	27.99	65.07	25
J _{CIE}	81.26	-2.88	71.56	71.62	92
G _{CIE}	52.23	-42.41	13.6	44.55	162
B _{CIE}	30.57	1.41	-46.46	46.49	272

Data for maximum colour (Ma):

$LAB^*LAB^*_{Ma}$: 87 -2 80

$LAB^*LCH^*_{Ma}$: 87 80 92

$lab^*rgb^*_{Ma}$: 1.0 1.0 0.0

$lab^*olv^*_{Ma}$: 1.0 0.91 0.0

ORS20_95a; adapted (a) CIELAB data					
	$L^*=L^*_a$	a^*_a	b^*_a	$C^*_{ab,a}$	$h^*_{ab,a}$
r00j	48.88	63.91	30.45	70.79	25
r25j	55.85	50.36	45.65	67.97	42
r50j	65.45	33.86	56.12	65.54	59
r75j	75.19	17.13	66.73	68.89	76
j00g	87.03	-3.21	79.64	79.7	92
j25g	80.72	-24.03	66.82	71.01	110
j50g	70.64	-38.01	49.96	62.78	127
j75g	61.93	-50.08	35.41	61.34	145
g00b	52.8	-62.76	20.12	65.91	162
g25b	55.7	-47.65	-8.05	48.34	190
g50b	57.82	-36.91	-27.79	46.22	217
g75b	55.5	-21.19	-44.16	49.0	244
b00r	41.6	1.31	-43.27	43.3	272
b25r	29.0	24.11	-41.46	47.97	300
b50r	38.04	44.73	-27.29	52.41	329
b75r	49.48	70.07	-3.61	70.16	357

triangle lightness t^*

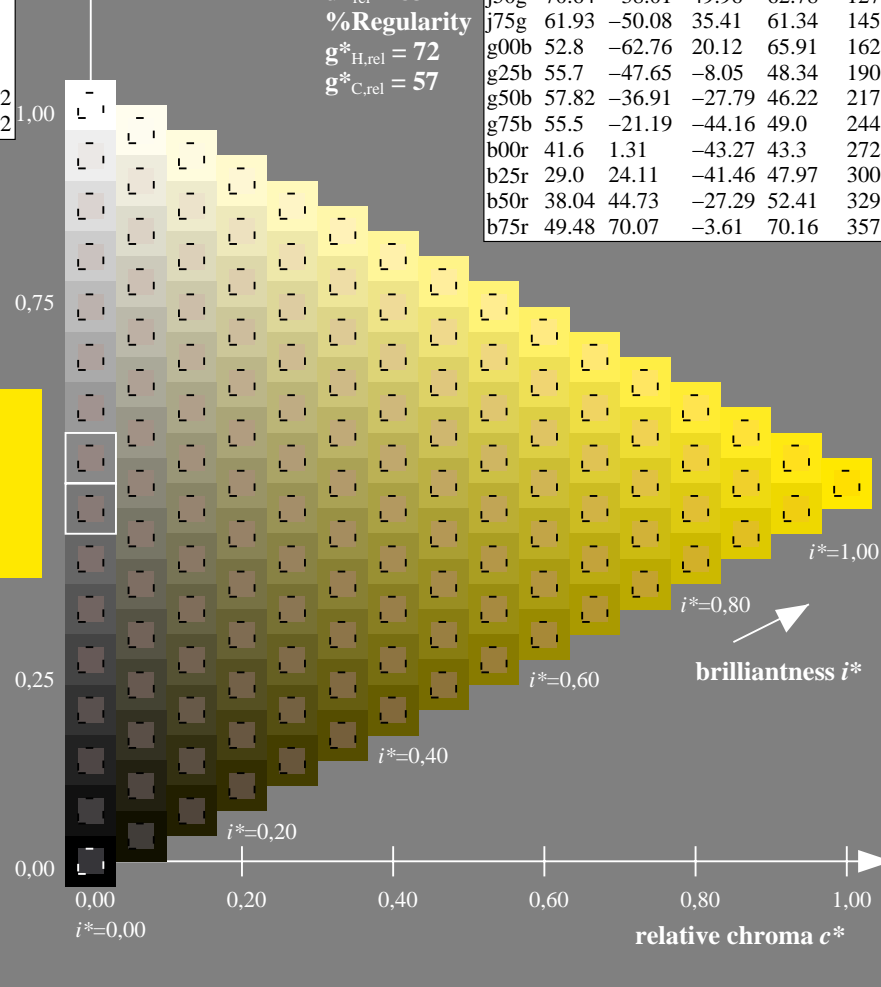
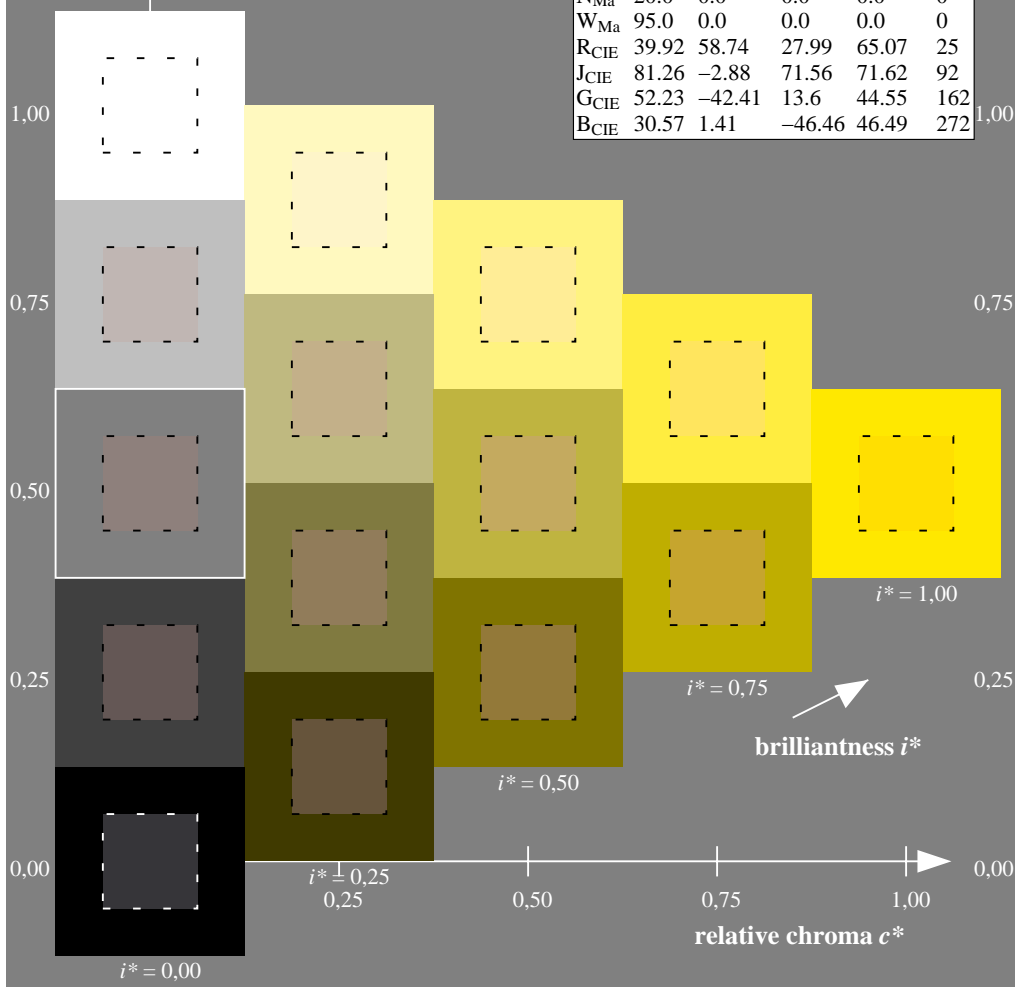
%Gamut

$u^*_{rel} = 83$

%Regularity

$g^*_{H,rel} = 72$

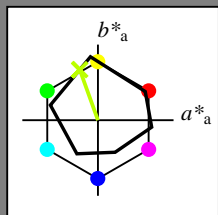
$g^*_{C,rel} = 57$



Input and output: Colorimetric Printer Reflective System ORS20_95a for relative CIELAB hue $h^* = lab^*h^* = h_{ab}/360 = 110/360 = 0.305$

$u^* = j25g$

data for any colour:
 lab^*tch^* and lab^*icu^*
 elementary hue text:
 $u^* = j25g$
 contrast reduction factor:
 $c_R = 0.96$
 triangle lightness t^*



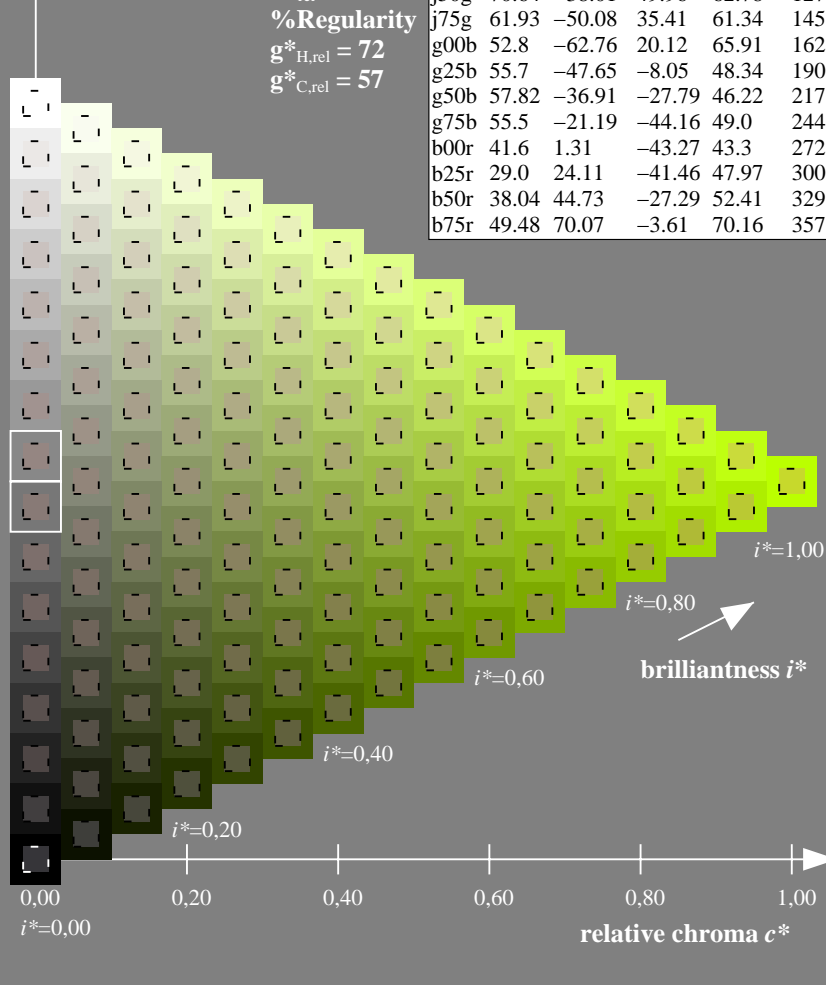
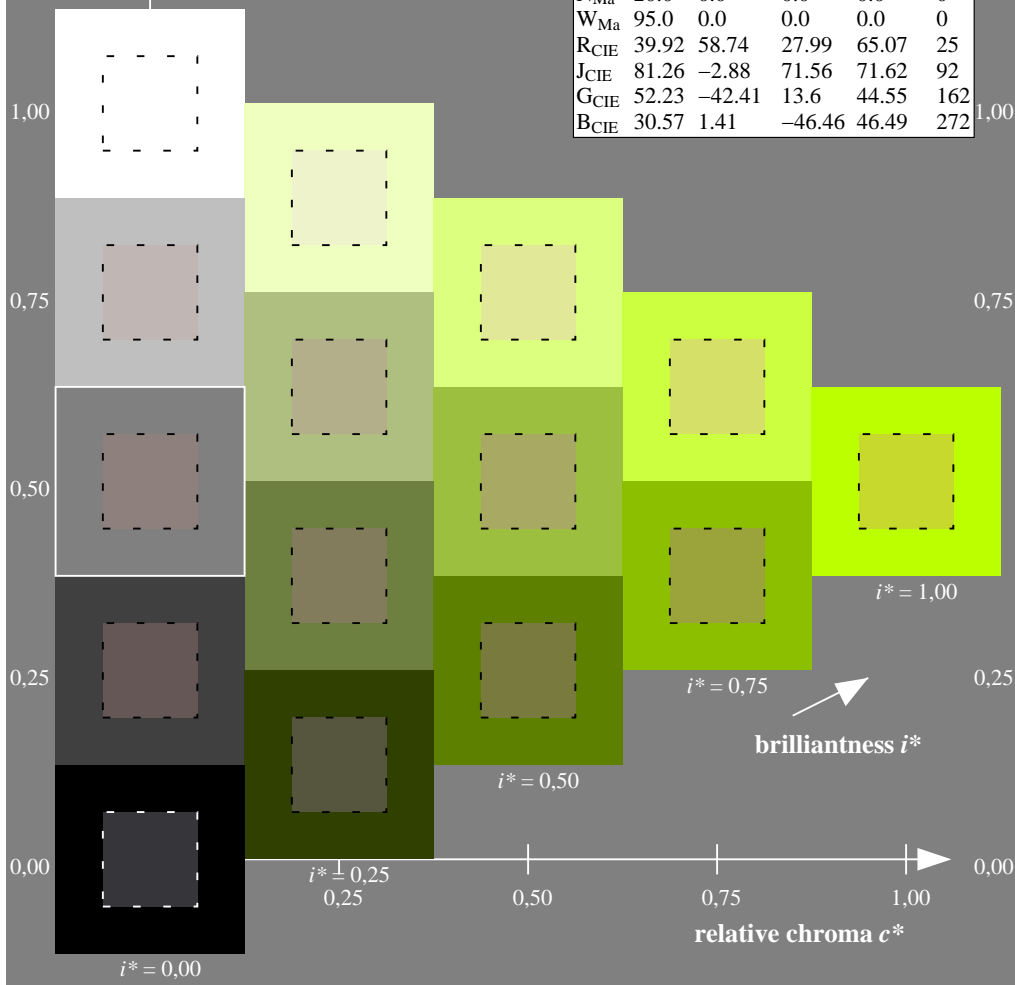
ORS20_95a; adapted (a) CIELAB data					
	$L^*=L^*_a$	a^*_a	b^*_a	$C^*_{ab,a}$	$h^*_{ab,a}$
O _{Ma}	48.75	62.56	37.91	73.15	31
Y _{Ma}	90.92	-9.88	83.88	84.46	97
L _{Ma}	52.69	-62.9	19.95	66.0	162
C _{Ma}	59.61	-27.85	-44.43	52.45	238
V _{Ma}	28.39	22.72	-42.42	48.13	298
M _{Ma}	49.58	71.08	-9.19	71.67	353
N _{Ma}	20.0	0.0	0.0	0.0	0
W _{Ma}	95.0	0.0	0.0	0.0	0
R _{CIE}	39.92	58.74	27.99	65.07	25
J _{CIE}	81.26	-2.88	71.56	71.62	92
G _{CIE}	52.23	-42.41	13.6	44.55	162
B _{CIE}	30.57	1.41	-46.46	46.49	272

Data for maximum colour (Ma):

$LAB^*LAB^*_{Ma}$: 81 -23 67
 $LAB^*LCH^*_{Ma}$: 81 71 110
 $lab^*rgb^*_{Ma}$: 0.75 1.0 0.0
 $lab^*olv^*_{Ma}$: 0.73 1.0 0.0

ORS20_95a; adapted (a) CIELAB data					
	$L^*=L^*_a$	a^*_a	b^*_a	$C^*_{ab,a}$	$h^*_{ab,a}$
r00j	48.88	63.91	30.45	70.79	25
r25j	55.85	50.36	45.65	67.97	42
r50j	65.45	33.86	56.12	65.54	59
r75j	75.19	17.13	66.73	68.89	76
j00g	87.03	-3.21	79.64	79.7	92
j25g	80.72	-24.03	66.82	71.01	110
j50g	70.64	-38.01	49.96	62.78	127
j75g	61.93	-50.08	35.41	61.34	145
g00b	52.8	-62.76	20.12	65.91	162
g25b	55.7	-47.65	-8.05	48.34	190
g50b	57.82	-36.91	-27.79	46.22	217
g75b	55.5	-21.19	-44.16	49.0	244
b00r	41.6	1.31	-43.27	43.3	272
b25r	29.0	24.11	-41.46	47.97	300
b50r	38.04	44.73	-27.29	52.41	329
b75r	49.48	70.07	-3.61	70.16	357

triangle lightness t^*
 %Gamut
 $u^*_{rel} = 83$
 %Regularity
 $g^*_{H,rel} = 72$
 $g^*_{C,rel} = 57$

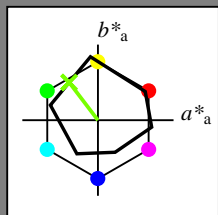


See for similar files: <http://www.ps.bam.de/De99/>; www.ps.bam.de/De.HTM
 Technical information: <http://www.ps.bam.de>
 Version 2.1, io=1,1, ColSPx=1

Input and output: Colorimetric Printer Reflective System ORS20_95a for relative CIELAB hue $h^* = lab^*h^* = h_{ab}/360 = 127/360 = 0.354$

$u^* = j50g$

data for any colour:
 lab^*tch^* and lab^*icu^*
 elementary hue text:
 $u^* = j50g$
 contrast reduction factor:
 $c_R = 0.96$
 triangle lightness t^*



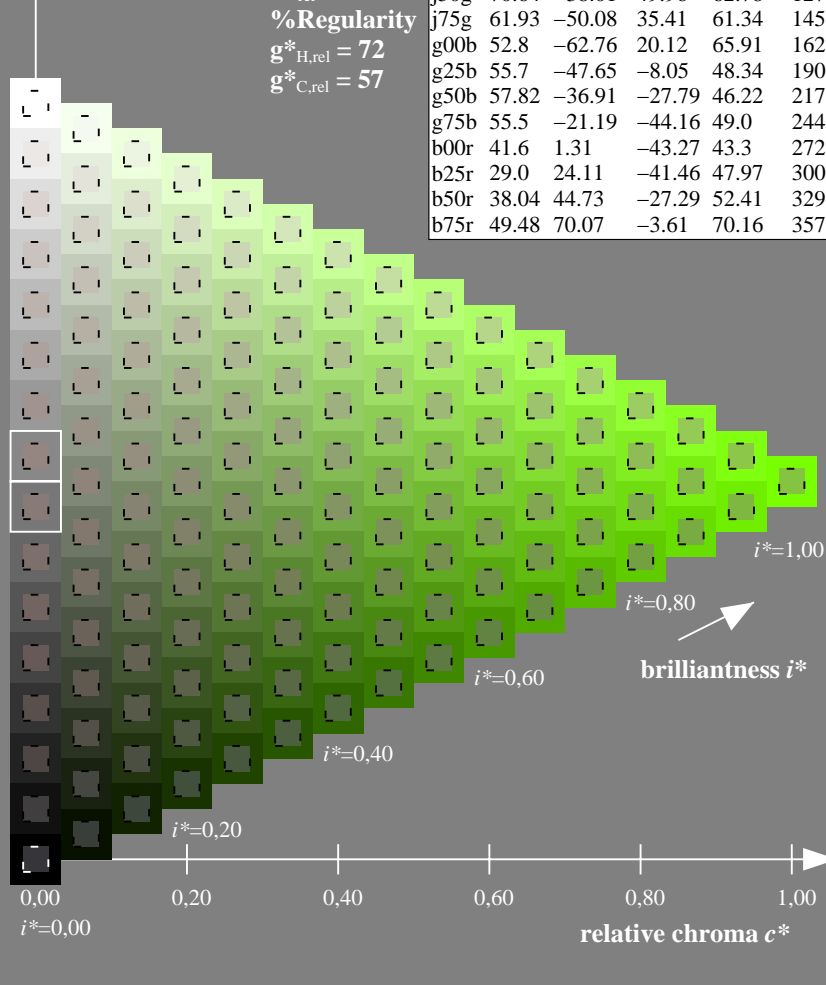
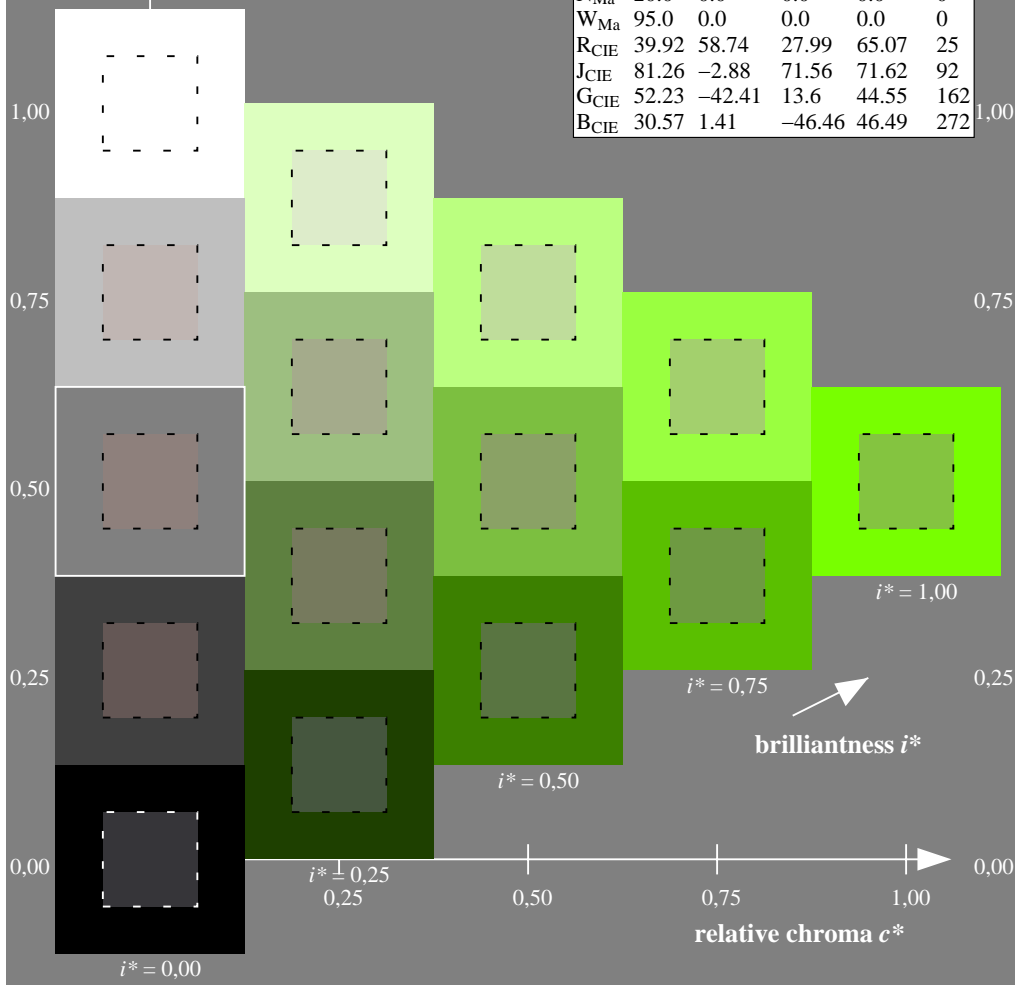
ORS20_95a; adapted (a) CIELAB data					
	$L^*=L^*_a$	a^*_a	b^*_a	$C^*_{ab,a}$	$h^*_{ab,a}$
O _{Ma}	48.75	62.56	37.91	73.15	31
Y _{Ma}	90.92	-9.88	83.88	84.46	97
L _{Ma}	52.69	-62.9	19.95	66.0	162
C _{Ma}	59.61	-27.85	-44.43	52.45	238
V _{Ma}	28.39	22.72	-42.42	48.13	298
M _{Ma}	49.58	71.08	-9.19	71.67	353
N _{Ma}	20.0	0.0	0.0	0.0	0
W _{Ma}	95.0	0.0	0.0	0.0	0
R _{CIE}	39.92	58.74	27.99	65.07	25
J _{CIE}	81.26	-2.88	71.56	71.62	92
G _{CIE}	52.23	-42.41	13.6	44.55	162
B _{CIE}	30.57	1.41	-46.46	46.49	272

Data for maximum colour (Ma):

$LAB^*LAB^*_{Ma}$: 71 -37 50
 $LAB^*LCH^*_{Ma}$: 71 63 127
 $lab^*rgb^*_{Ma}$: 0.5 1.0 0.0
 $lab^*olv^*_{Ma}$: 0.47 1.0 0.0

ORS20_95a; adapted (a) CIELAB data					
	$L^*=L^*_a$	a^*_a	b^*_a	$C^*_{ab,a}$	$h^*_{ab,a}$
r00j	48.88	63.91	30.45	70.79	25
r25j	55.85	50.36	45.65	67.97	42
r50j	65.45	33.86	56.12	65.54	59
r75j	75.19	17.13	66.73	68.89	76
j00g	87.03	-3.21	79.64	79.7	92
j25g	80.72	-24.03	66.82	71.01	110
j50g	70.64	-50.08	49.96	62.78	127
j75g	61.93	-38.01	35.41	61.34	145
g00b	52.8	-62.76	20.12	65.91	162
g25b	55.7	-47.65	-8.05	48.34	190
g50b	57.82	-36.91	-27.79	46.22	217
g75b	55.5	-21.19	-44.16	49.0	244
b00r	41.6	1.31	-43.27	43.3	272
b25r	29.0	24.11	-41.46	47.97	300
b50r	38.04	44.73	-27.29	52.41	329
b75r	49.48	70.07	-3.61	70.16	357

triangle lightness t^*
 %Gamut
 $u^*_{rel} = 83$
 %Regularity
 $g^*_{H,rel} = 72$
 $g^*_{C,rel} = 57$



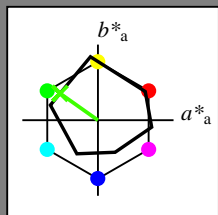
See for similar files: <http://www.ps.bam.de/De99/>; www.ps.bam.de/De99/10L/L99E00NP.PS/.PDF
 Technical information: <http://www.ps.bam.de> Version 2.1, io=1,1, ColSpX=1

BAM registration: 20080701-De99/10L/L99E00NP.PS/.PDF
 application for evaluation and measurement of printer or monitor systems
 BAM material: code=rhadata

Input and output: Colorimetric Printer Reflective System ORS20_95a for relative CIELAB hue $h^* = lab^*h^* = h_{ab}/360 = 145/360 = 0.402$

$u^* = j75g$

data for any colour:
 lab^*tch^* and lab^*icu^*
 elementary hue text:
 $u^* = j75g$
 contrast reduction factor:
 $c_R = 0.96$
 triangle lightness t^*



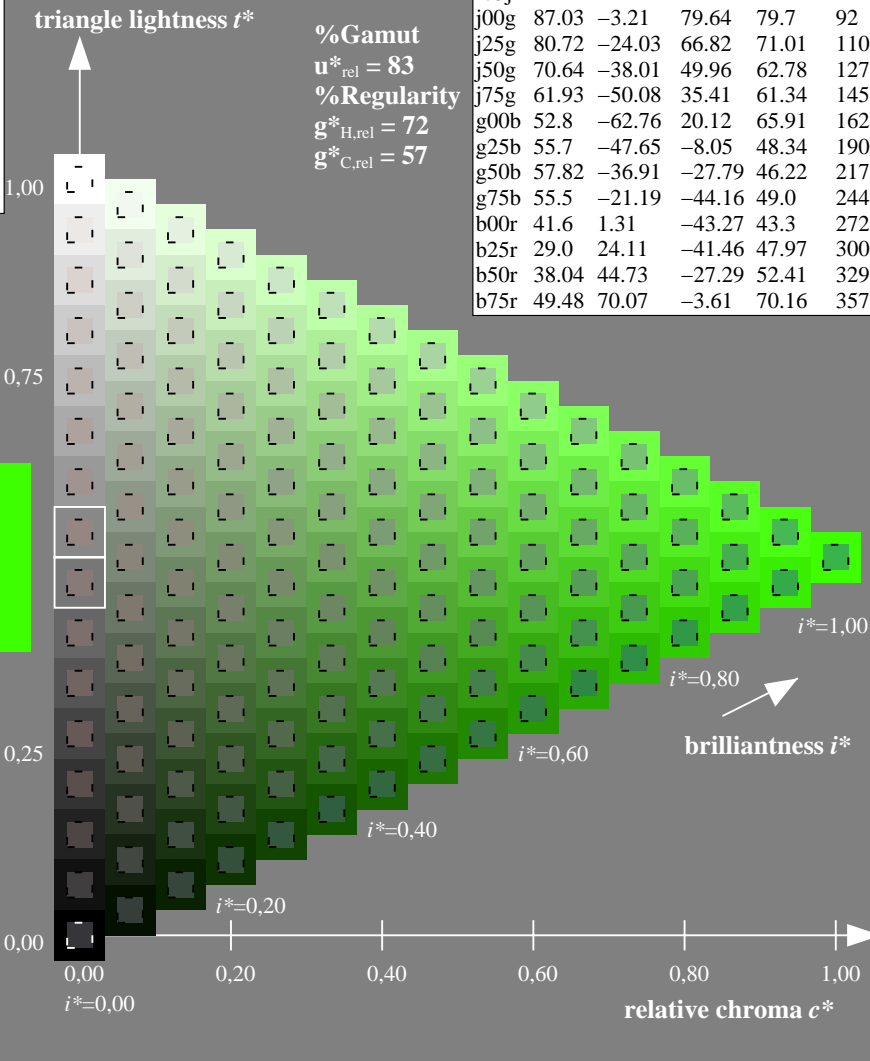
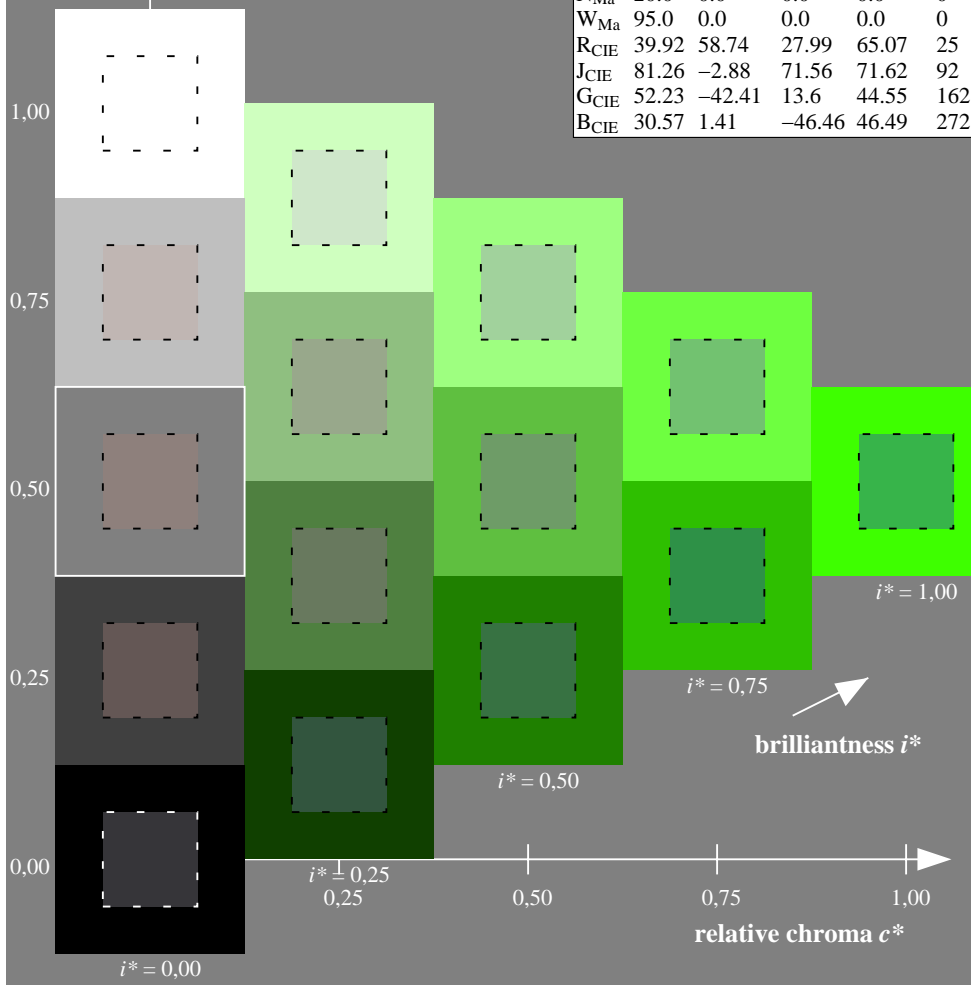
ORS20_95a; adapted (a) CIELAB data					
	$L^*=L^*_a$	a^*_a	b^*_a	$C^*_{ab,a}$	$h^*_{ab,a}$
O _{Ma}	48.75	62.56	37.91	73.15	31
Y _{Ma}	90.92	-9.88	83.88	84.46	97
L _{Ma}	52.69	-62.9	19.95	66.0	162
C _{Ma}	59.61	-27.85	-44.43	52.45	238
V _{Ma}	28.39	22.72	-42.42	48.13	298
M _{Ma}	49.58	71.08	-9.19	71.67	353
N _{Ma}	20.0	0.0	0.0	0.0	0
W _{Ma}	95.0	0.0	0.0	0.0	0
R _{CIE}	39.92	58.74	27.99	65.07	25
J _{CIE}	81.26	-2.88	71.56	71.62	92
G _{CIE}	52.23	-42.41	13.6	44.55	162
B _{CIE}	30.57	1.41	-46.46	46.49	272

Data for maximum colour (Ma):

$LAB^*LAB^*_{Ma}$: 62 -49 35
 $LAB^*LCH^*_{Ma}$: 62 61 145
 $lab^*rgb^*_{Ma}$: 0.25 1.0 0.0
 $lab^*olv^*_{Ma}$: 0.24 1.0 0.0

ORS20_95a; adapted (a) CIELAB data					
	$L^*=L^*_a$	a^*_a	b^*_a	$C^*_{ab,a}$	$h^*_{ab,a}$
r00j	48.88	63.91	30.45	70.79	25
r25j	55.85	50.36	45.65	67.97	42
r50j	65.45	33.86	56.12	65.54	59
r75j	75.19	17.13	66.73	68.89	76
j00g	87.03	-3.21	79.64	79.7	92
j25g	80.72	-24.03	66.82	71.01	110
j50g	70.64	-50.08	49.96	62.78	127
j75g	61.93	-38.01	35.41	61.34	145
g00b	52.8	-62.76	20.12	65.91	162
g25b	55.7	-47.65	-8.05	48.34	190
g50b	57.82	-36.91	-27.79	46.22	217
g75b	55.5	-21.19	-44.16	49.0	244
b00r	41.6	1.31	-43.27	43.3	272
b25r	29.0	24.11	-41.46	47.97	300
b50r	38.04	44.73	-27.29	52.41	329
b75r	49.48	70.07	-3.61	70.16	357

%Gamut
 $u^*_{rel} = 83$
 %Regularity
 $g^*_{H,rel} = 72$
 $g^*_{C,rel} = 57$



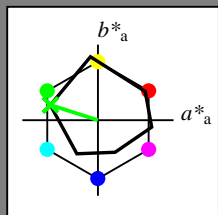
See for similar files: <http://www.ps.bam.de/De99/>; www.ps.bam.de/De.HTM
 Technical information: <http://www.ps.bam.de> Version 2.1, io=1,1, ColSPx=1

BAM registration: 20080701-De99/10L/L99E00NP.PS/ .PDF BAM material: code=rh4ta
 application for evaluation and measurement of printer or monitor systems

Input and output: Colorimetric Printer Reflective System ORS20_95a for relative CIELAB hue $h^* = lab^*h^* = h_{ab}/360 = 162/360 = 0.451$

$u^* = g00b$

data for any colour:
 lab^*tch^* and lab^*icu^*
 elementary hue text:
 $u^* = g00b$
 contrast reduction factor:
 $c_R = 0.96$
 triangle lightness t^*



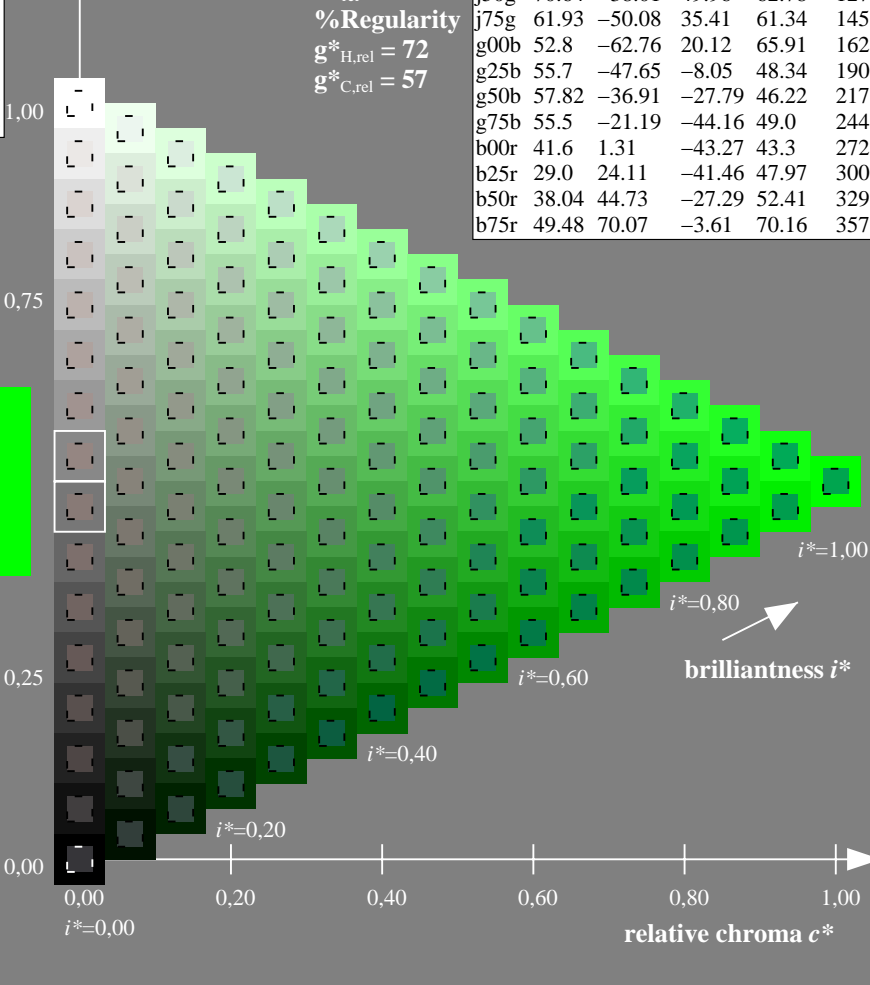
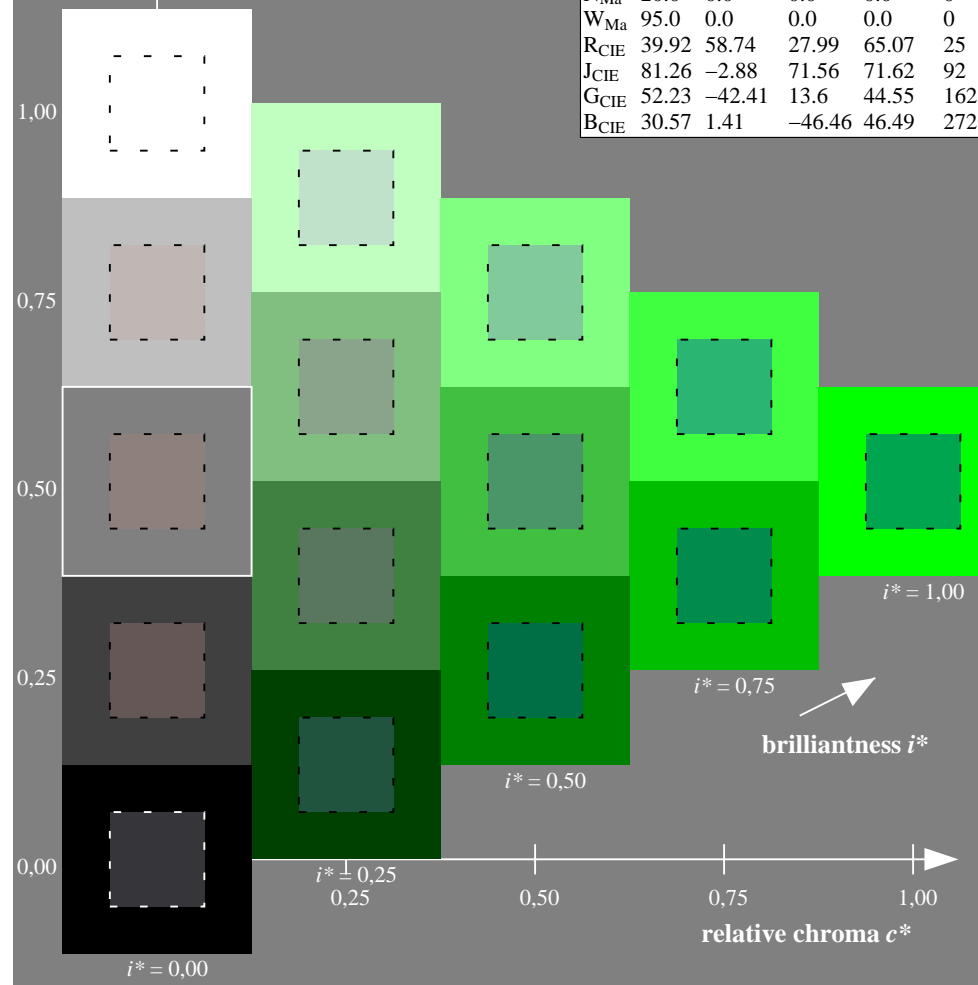
ORS20_95a; adapted (a) CIELAB data					
	$L^*=L^*_a$	a^*_a	b^*_a	$C^*_{ab,a}$	$h^*_{ab,a}$
O _{Ma}	48.75	62.56	37.91	73.15	31
Y _{Ma}	90.92	-9.88	83.88	84.46	97
L _{Ma}	52.69	-62.9	19.95	66.0	162
C _{Ma}	59.61	-27.85	-44.43	52.45	238
V _{Ma}	28.39	22.72	-42.42	48.13	298
M _{Ma}	49.58	71.08	-9.19	71.67	353
N _{Ma}	20.0	0.0	0.0	0.0	0
W _{Ma}	95.0	0.0	0.0	0.0	0
R _{CIE}	39.92	58.74	27.99	65.07	25
J _{CIE}	81.26	-2.88	71.56	71.62	92
G _{CIE}	52.23	-42.41	13.6	44.55	162
B _{CIE}	30.57	1.41	-46.46	46.49	272

Data for maximum colour (Ma):

$LAB^*LAB^*_{Ma}$: 53 -62 20
 $LAB^*LCH^*_{Ma}$: 53 66 162
 $lab^*rgb^*_{Ma}$: 0.0 1.0 0.0
 $lab^*olv^*_{Ma}$: 0.0 1.0 0.0

ORS20_95a; adapted (a) CIELAB data					
	$L^*=L^*_a$	a^*_a	b^*_a	$C^*_{ab,a}$	$h^*_{ab,a}$
r00j	48.88	63.91	30.45	70.79	25
r25j	55.85	50.36	45.65	67.97	42
r50j	65.45	33.86	56.12	65.54	59
r75j	75.19	17.13	66.73	68.89	76
j00g	87.03	-3.21	79.64	79.7	92
j25g	80.72	-24.03	66.82	71.01	110
j50g	70.64	-50.08	49.96	62.78	127
j75g	61.93	-38.01	35.41	61.34	145
g00b	52.8	-62.76	20.12	65.91	162
g25b	55.7	-47.65	-8.05	48.34	190
g50b	57.82	-36.91	-27.79	46.22	217
g75b	55.5	-21.19	-44.16	49.0	244
b00r	41.6	1.31	-43.27	43.3	272
b25r	29.0	24.11	-41.46	47.97	300
b50r	38.04	44.73	-27.29	52.41	329
b75r	49.48	70.07	-3.61	70.16	357

%Gamut
 $u^*_{rel} = 83$
 %Regularity
 $g^*_{H,rel} = 72$
 $g^*_{C,rel} = 57$



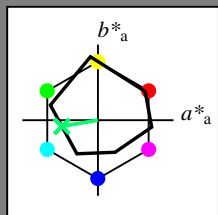
BAM registration: 20080701-De99/10L/L99E00NP.PS/ .PDF
 application for evaluation and measurement of printer or monitor systems
 BAM material: code=rh4ta

See for similar files: <http://www.ps.bam.de/De99/>; www.ps.bam.de/De.HTM
 Technical information: <http://www.ps.bam.de>
 Version 2.1, io=1,1, ColSPx=1

Input and output: Colorimetric Printer Reflective System ORS20_95a for relative CIELAB hue $h^* = lab^*h^* = h_{ab}/360 = 190/360 = 0.527$

$u^* = g25b$

data for any colour:
 lab^*tch^* and lab^*icu^*
 elementary hue text:
 $u^* = g25b$
 contrast reduction factor:
 $c_R = 0.96$
 triangle lightness t^*



ORS20_95a; adapted (a) CIELAB data					
	$L^*=L^*_a$	a^*_a	b^*_a	$C^*_{ab,a}$	$h^*_{ab,a}$
O _{Ma}	48.75	62.56	37.91	73.15	31
Y _{Ma}	90.92	-9.88	83.88	84.46	97
L _{Ma}	52.69	-62.9	19.95	66.0	162
C _{Ma}	59.61	-27.85	-44.43	52.45	238
V _{Ma}	28.39	22.72	-42.42	48.13	298
M _{Ma}	49.58	71.08	-9.19	71.67	353
N _{Ma}	20.0	0.0	0.0	0.0	0
W _{Ma}	95.0	0.0	0.0	0.0	0
R _{CIE}	39.92	58.74	27.99	65.07	25
J _{CIE}	81.26	-2.88	71.56	71.62	92
G _{CIE}	52.23	-42.41	13.6	44.55	162
B _{CIE}	30.57	1.41	-46.46	46.49	272

Data for maximum colour (Ma):

$LAB^*LAB^*_{Ma}$: 56 -47 -7

$LAB^*LCH^*_{Ma}$: 56 48 190

$lab^*rgb^*_{Ma}$: 0.0 1.0 0.5

$lab^*olv^*_{Ma}$: 0.0 1.0 0.44

ORS20_95a; adapted (a) CIELAB data					
	$L^*=L^*_a$	a^*_a	b^*_a	$C^*_{ab,a}$	$h^*_{ab,a}$
r00j	48.88	63.91	30.45	70.79	25
r25j	55.85	50.36	45.65	67.97	42
r50j	65.45	33.86	56.12	65.54	59
r75j	75.19	17.13	66.73	68.89	76
j00g	87.03	-3.21	79.64	79.7	92
j25g	80.72	-24.03	66.82	71.01	110
j50g	70.64	-50.08	49.96	62.78	127
j75g	61.93	-38.01	35.41	61.34	145
g00b	52.8	-62.76	20.12	65.91	162
g25b	55.7	-47.65	-8.05	48.34	190
g50b	57.82	-36.91	-27.79	46.22	217
g75b	55.5	-21.19	-44.16	49.0	244
b00r	41.6	1.31	-43.27	43.3	272
b25r	29.0	24.11	-41.46	47.97	300
b50r	38.04	44.73	-27.29	52.41	329
b75r	49.48	70.07	-3.61	70.16	357

triangle lightness t^*

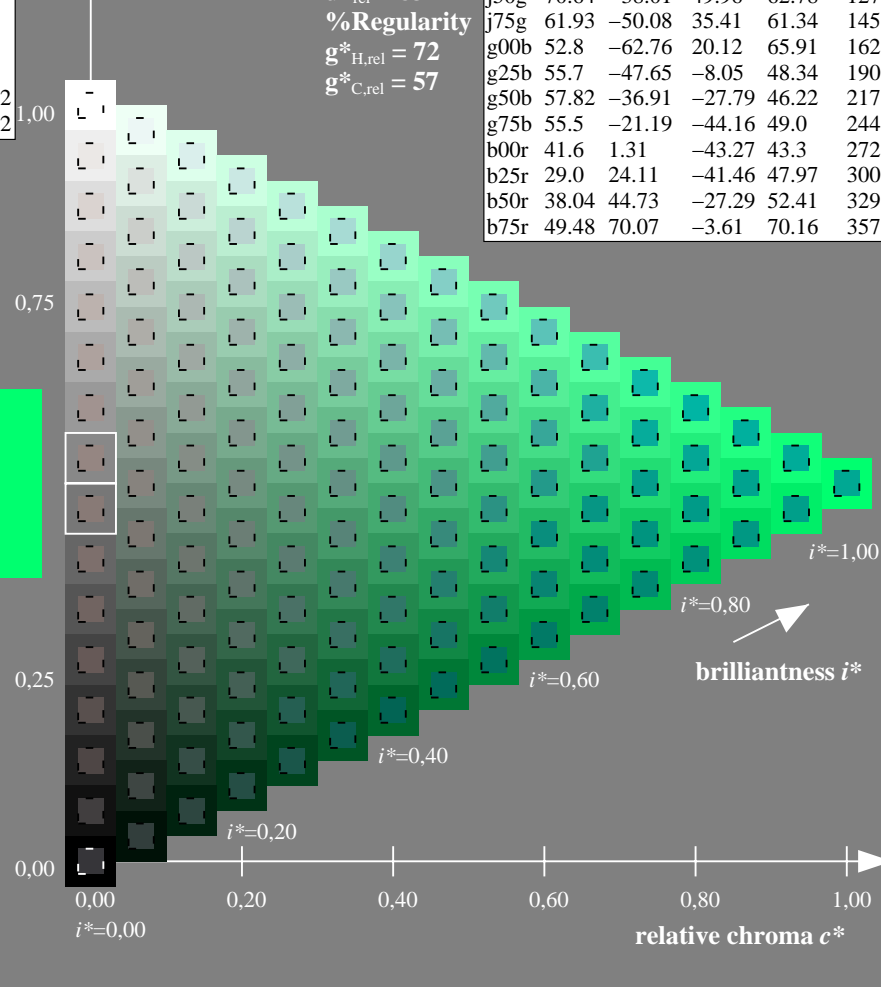
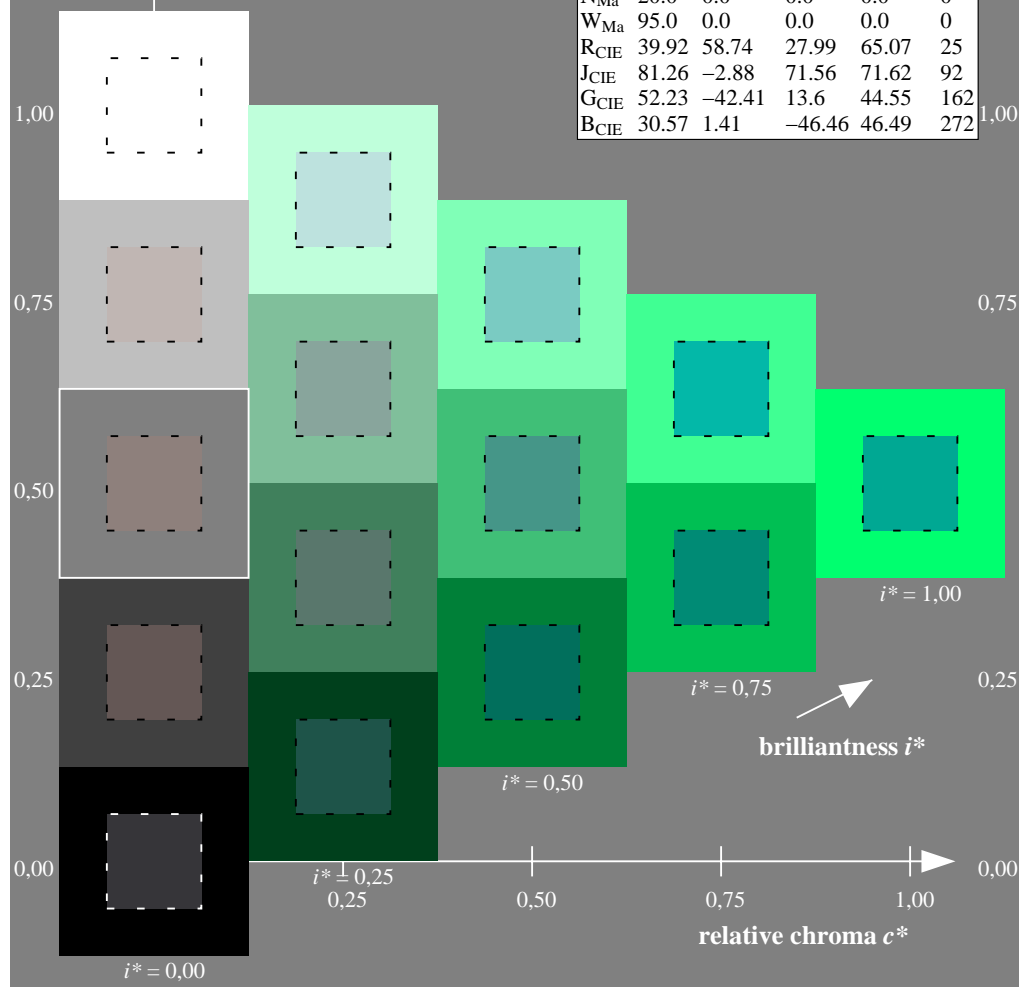
%Gamut

$u^*_{rel} = 83$

%Regularity

$g^*_{H,rel} = 72$

$g^*_{C,rel} = 57$



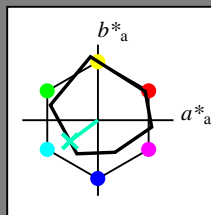
See for similar files: <http://www.ps.bam.de/De99/>; www.ps.bam.de/De99/10L/L99E00NP.PS/ .PDF
 Technical information: <http://www.ps.bam.de> Version 2.1, io=1,1, ColSpX=1

BAM registration: 20080701-De99/10L/L99E00NP.PS/ .PDF BAM material: code=rh4ta
 application for evaluation and measurement of printer or monitor systems

Input and output: Colorimetric Printer Reflective System ORS20_95a for relative CIELAB hue $h^* = lab^*h^* = h_{ab}/360 = 217/360 = 0.603$

$u^* = g50b$

data for any colour:
 lab^*tch^* and lab^*icu^*
 elementary hue text:
 $u^* = g50b$
 contrast reduction factor:
 $c_R = 0.96$
 triangle lightness t^*



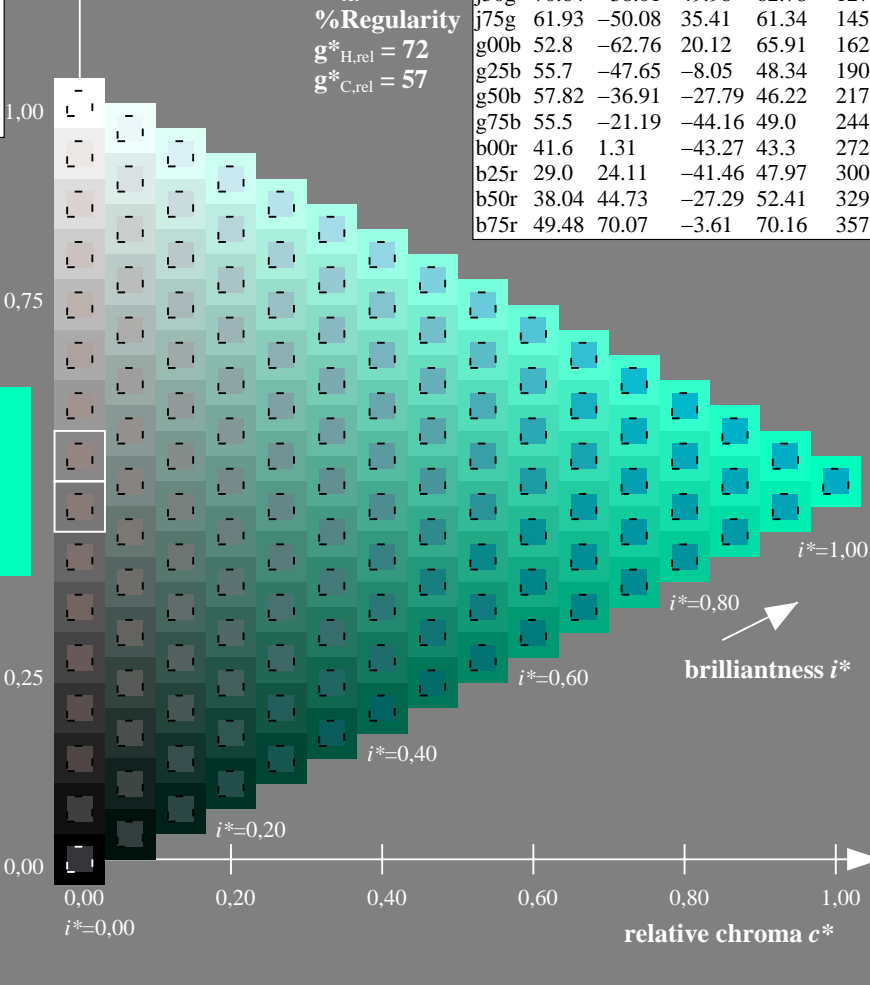
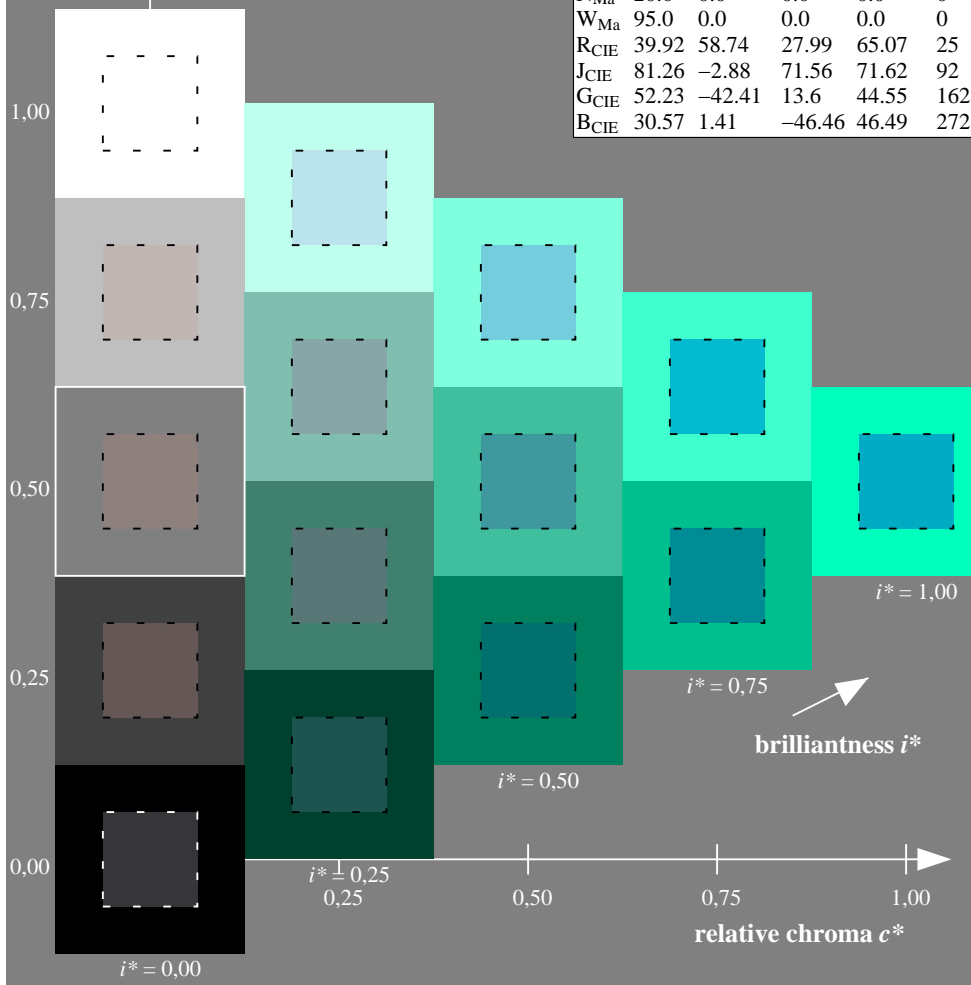
ORS20_95a; adapted (a) CIELAB data					
	$L^*=L^*_a$	a^*_a	b^*_a	$C^*_{ab,a}$	$h^*_{ab,a}$
O _{Ma}	48.75	62.56	37.91	73.15	31
Y _{Ma}	90.92	-9.88	83.88	84.46	97
L _{Ma}	52.69	-62.9	19.95	66.0	162
C _{Ma}	59.61	-27.85	-44.43	52.45	238
V _{Ma}	28.39	22.72	-42.42	48.13	298
M _{Ma}	49.58	71.08	-9.19	71.67	353
N _{Ma}	20.0	0.0	0.0	0.0	0
W _{Ma}	95.0	0.0	0.0	0.0	0
R _{CIE}	39.92	58.74	27.99	65.07	25
J _{CIE}	81.26	-2.88	71.56	71.62	92
G _{CIE}	52.23	-42.41	13.6	44.55	162
B _{CIE}	30.57	1.41	-46.46	46.49	272

Data for maximum colour (Ma):

$LAB^*LAB^*_{Ma}$: 58 -36 -27
 $LAB^*LCH^*_{Ma}$: 58 46 217
 $lab^*rgb^*_{Ma}$: 0.0 1.0 1.0
 $lab^*olv^*_{Ma}$: 0.0 1.0 0.74

ORS20_95a; adapted (a) CIELAB data					
	$L^*=L^*_a$	a^*_a	b^*_a	$C^*_{ab,a}$	$h^*_{ab,a}$
r00j	48.88	63.91	30.45	70.79	25
r25j	55.85	50.36	45.65	67.97	42
r50j	65.45	33.86	56.12	65.54	59
r75j	75.19	17.13	66.73	68.89	76
j00g	87.03	-3.21	79.64	79.7	92
j25g	80.72	-24.03	66.82	71.01	110
j50g	70.64	-50.08	49.96	62.78	127
j75g	61.93	-38.01	35.41	61.34	145
g00b	52.8	-62.76	20.12	65.91	162
g25b	55.7	-47.65	-8.05	48.34	190
g50b	57.82	-36.91	-27.79	46.22	217
g75b	55.5	-21.19	-44.16	49.0	244
b00r	41.6	1.31	-43.27	43.3	272
b25r	29.0	24.11	-41.46	47.97	300
b50r	38.04	44.73	-27.29	52.41	329
b75r	49.48	70.07	-3.61	70.16	357

triangle lightness t^*
 %Gamut
 $u^*_{rel} = 83$
 %Regularity
 $g^*_{H,rel} = 72$
 $g^*_{C,rel} = 57$



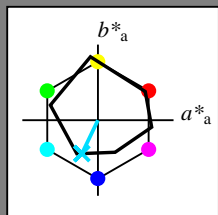
See for similar files: <http://www.ps.bam.de/De99/>; www.ps.bam.de/De/De.HTM
 Technical information: <http://www.ps.bam.de>
 Version 2.1, io=1,1, ColSPx=1

BAM registration: 20080701-De99/10L/L99E00NP.PS/ .PDF
 application for evaluation and measurement of printer or monitor systems
 BAM material: code=rhadata

Input and output: Colorimetric Printer Reflective System ORS20_95a for relative CIELAB hue $h^* = lab^*h^* = h_{ab}/360 = 244/360 = 0.679$

$u^* = g75b$

data for any colour:
 lab^*tch^* and lab^*icu^*
 elementary hue text:
 $u^* = g75b$
 contrast reduction factor:
 $c_R = 0.96$
 triangle lightness t^*



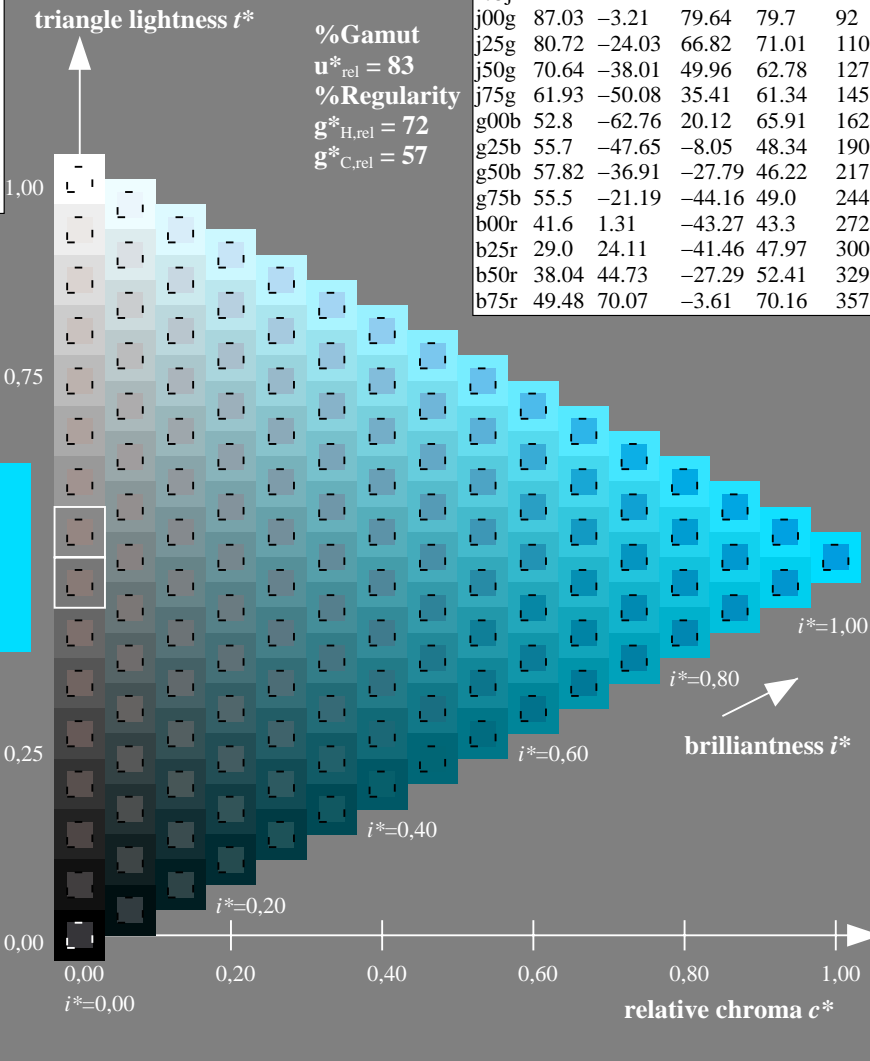
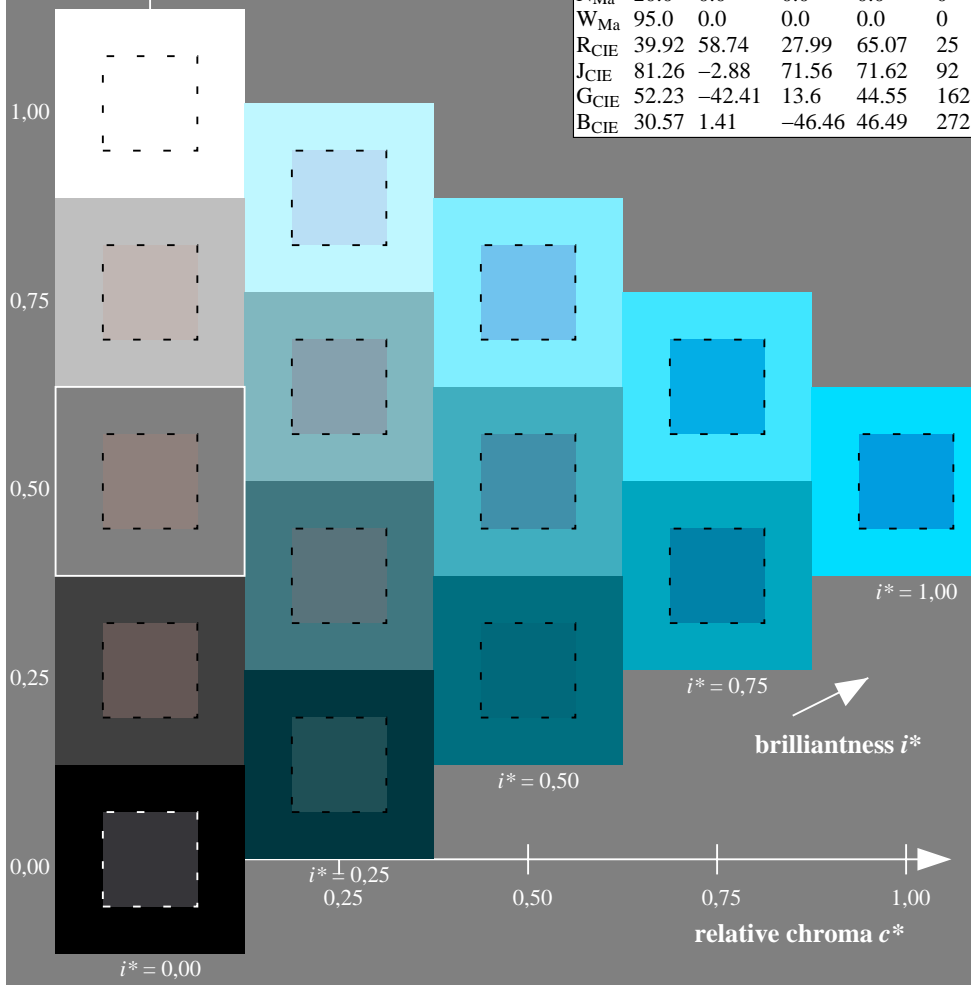
ORS20_95a; adapted (a) CIELAB data					
	$L^*=L^*_a$	a^*_a	b^*_a	$C^*_{ab,a}$	$h^*_{ab,a}$
O _{Ma}	48.75	62.56	37.91	73.15	31
Y _{Ma}	90.92	-9.88	83.88	84.46	97
L _{Ma}	52.69	-62.9	19.95	66.0	162
C _{Ma}	59.61	-27.85	-44.43	52.45	238
V _{Ma}	28.39	22.72	-42.42	48.13	298
M _{Ma}	49.58	71.08	-9.19	71.67	353
N _{Ma}	20.0	0.0	0.0	0.0	0
W _{Ma}	95.0	0.0	0.0	0.0	0
R _{CIE}	39.92	58.74	27.99	65.07	25
J _{CIE}	81.26	-2.88	71.56	71.62	92
G _{CIE}	52.23	-42.41	13.6	44.55	162
B _{CIE}	30.57	1.41	-46.46	46.49	272

Data for maximum colour (Ma):

$LAB^*LAB^*_{Ma}$: 55 -20 -43
 $LAB^*LCH^*_{Ma}$: 55 49 244
 $lab^*rgb^*_{Ma}$: 0.0 0.5 1.0
 $lab^*olv^*_{Ma}$: 0.0 0.87 1.0

ORS20_95a; adapted (a) CIELAB data					
	$L^*=L^*_a$	a^*_a	b^*_a	$C^*_{ab,a}$	$h^*_{ab,a}$
r00j	48.88	63.91	30.45	70.79	25
r25j	55.85	50.36	45.65	67.97	42
r50j	65.45	33.86	56.12	65.54	59
r75j	75.19	17.13	66.73	68.89	76
j00g	87.03	-3.21	79.64	79.7	92
j25g	80.72	-24.03	66.82	71.01	110
j50g	70.64	-50.08	49.96	62.78	127
j75g	61.93	-38.01	35.41	61.34	145
g00b	52.8	-62.76	20.12	65.91	162
g25b	55.7	-47.65	-8.05	48.34	190
g50b	57.82	-36.91	-27.79	46.22	217
g75b	55.5	-21.19	-44.16	49.0	244
b00r	41.6	1.31	-43.27	43.3	272
b25r	29.0	24.11	-41.46	47.97	300
b50r	38.04	44.73	-27.29	52.41	329
b75r	49.48	70.07	-3.61	70.16	357

%Gamut
 $u^*_{rel} = 83$
 %Regularity
 $g^*_{H,rel} = 72$
 $g^*_{C,rel} = 57$



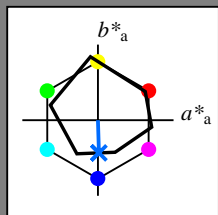
See for similar files: <http://www.ps.bam.de/De99/>; www.ps.bam.de/De/De.HTM
 Technical information: <http://www.ps.bam.de> Version 2.1, io=1,1, ColSpX=1

BAM registration: 20080701-De99/10L/L99E00NP.PS/ .PDF BAM material: code=rhadata
 application for evaluation and measurement of printer or monitor systems

Input and output: Colorimetric Printer Reflective System ORS20_95a for relative CIELAB hue $h^* = lab^*h^* = h_{ab}/360 = 272/360 = 0.755$

$u^* = b00r$

data for any colour:
 lab^*tch^* and lab^*icu^*
 elementary hue text:
 $u^* = b00r$
 contrast reduction factor:
 $c_R = 0.96$
 triangle lightness t^*




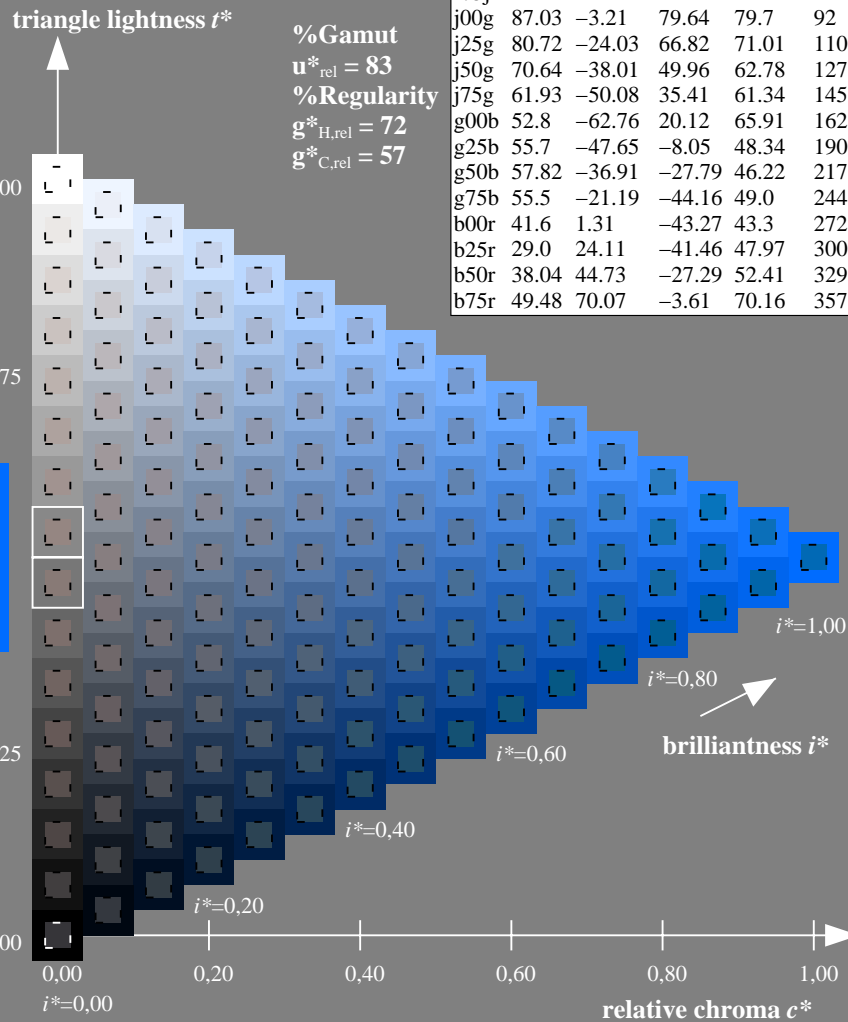
ORS20_95a; adapted (a) CIELAB data					
	$L^*=L^*_a$	a^*_a	b^*_a	$C^*_{ab,a}$	$h^*_{ab,a}$
O _{Ma}	48.75	62.56	37.91	73.15	31
Y _{Ma}	90.92	-9.88	83.88	84.46	97
L _{Ma}	52.69	-62.9	19.95	66.0	162
C _{Ma}	59.61	-27.85	-44.43	52.45	238
V _{Ma}	28.39	22.72	-42.42	48.13	298
M _{Ma}	49.58	71.08	-9.19	71.67	353
N _{Ma}	20.0	0.0	0.0	0.0	0
W _{Ma}	95.0	0.0	0.0	0.0	0
R _{CIE}	39.92	58.74	27.99	65.07	25
J _{CIE}	81.26	-2.88	71.56	71.62	92
G _{CIE}	52.23	-42.41	13.6	44.55	162
B _{CIE}	30.57	1.41	-46.46	46.49	272

Data for maximum colour (Ma):

$LAB^*LAB^*_{Ma}$: 42 1 -42
 $LAB^*LCH^*_{Ma}$: 42 43 272
 $lab^*rgb^*_{Ma}$: 0.0 0.0 1.0
 $lab^*olv^*_{Ma}$: 0.0 0.42 1.0

ORS20_95a; adapted (a) CIELAB data					
	$L^*=L^*_a$	a^*_a	b^*_a	$C^*_{ab,a}$	$h^*_{ab,a}$
r00j	48.88	63.91	30.45	70.79	25
r25j	55.85	50.36	45.65	67.97	42
r50j	65.45	33.86	56.12	65.54	59
r75j	75.19	17.13	66.73	68.89	76
j00g	87.03	-3.21	79.64	79.7	92
j25g	80.72	-24.03	66.82	71.01	110
j50g	70.64	-50.08	49.96	62.78	127
j75g	61.93	-38.01	35.41	61.34	145
g00b	52.8	-62.76	20.12	65.91	162
g25b	55.7	-47.65	-8.05	48.34	190
g50b	57.82	-36.91	-27.79	46.22	217
g75b	55.5	-21.19	-44.16	49.0	244
b00r	41.6	1.31	-43.27	43.3	272
b25r	29.0	24.11	-41.46	47.97	300
b50r	38.04	44.73	-27.29	52.41	329
b75r	49.48	70.07	-3.61	70.16	357

%Gamut
 $u^*_{rel} = 83$
 %Regularity
 $g^*_{H,rel} = 72$
 $g^*_{C,rel} = 57$



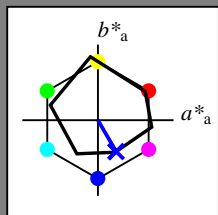
See for similar files: <http://www.ps.bam.de/De99/>; www.ps.bam.de/De99/10L/L99E00NP.PS/
 Technical information: <http://www.ps.bam.de> Version 2.1, io=1,1, ColSPx=1

BAM registration: 20080701-De99/10L/L99E00NP.PS/ .PDF BAM material: code=rhadata
 application for evaluation and measurement of printer or monitor systems

Input and output: Colorimetric Printer Reflective System ORS20_95a for relative CIELAB hue $h^* = lab^*h^* = h_{ab}/360 = 300/360 = 0.834$

$u^* = b25r$

data for any colour:
 lab^*tch^* and lab^*icu^*
 elementary hue text:
 $u^* = b25r$
 contrast reduction factor:
 $c_R = 0.96$
 triangle lightness t^*



ORS20_95a; adapted (a) CIELAB data					
	$L^*=L^*_a$	a^*_a	b^*_a	$C^*_{ab,a}$	$h^*_{ab,a}$
O _{Ma}	48.75	62.56	37.91	73.15	31
Y _{Ma}	90.92	-9.88	83.88	84.46	97
L _{Ma}	52.69	-62.9	19.95	66.0	162
C _{Ma}	59.61	-27.85	-44.43	52.45	238
V _{Ma}	28.39	22.72	-42.42	48.13	298
M _{Ma}	49.58	71.08	-9.19	71.67	353
N _{Ma}	20.0	0.0	0.0	0.0	0
W _{Ma}	95.0	0.0	0.0	0.0	0
R _{CIE}	39.92	58.74	27.99	65.07	25
J _{CIE}	81.26	-2.88	71.56	71.62	92
G _{CIE}	52.23	-42.41	13.6	44.55	162
B _{CIE}	30.57	1.41	-46.46	46.49	272

Data for maximum colour (Ma):

$LAB^*LAB^*_{Ma}$: 29 24 -40

$LAB^*LCH^*_{Ma}$: 29 48 300

$lab^*rgb^*_{Ma}$: 0.5 0.0 1.0

$lab^*olv^*_{Ma}$: 0.03 0.0 1.0

ORS20_95a; adapted (a) CIELAB data					
	$L^*=L^*_a$	a^*_a	b^*_a	$C^*_{ab,a}$	$h^*_{ab,a}$
r00j	48.88	63.91	30.45	70.79	25
r25j	55.85	50.36	45.65	67.97	42
r50j	65.45	33.86	56.12	65.54	59
r75j	75.19	17.13	66.73	68.89	76
j00g	87.03	-3.21	79.64	79.7	92
j25g	80.72	-24.03	66.82	71.01	110
j50g	70.64	-50.08	49.96	62.78	127
j75g	61.93	-38.01	35.41	61.34	145
g00b	52.8	-62.76	20.12	65.91	162
g25b	55.7	-47.65	-8.05	48.34	190
g50b	57.82	-36.91	-27.79	46.22	217
g75b	55.5	-21.19	-44.16	49.0	244
b00r	41.6	1.31	-43.27	43.3	272
b25r	29.0	24.11	-41.46	47.97	300
b50r	38.04	44.73	-27.29	52.41	329
b75r	49.48	70.07	-3.61	70.16	357

triangle lightness t^*

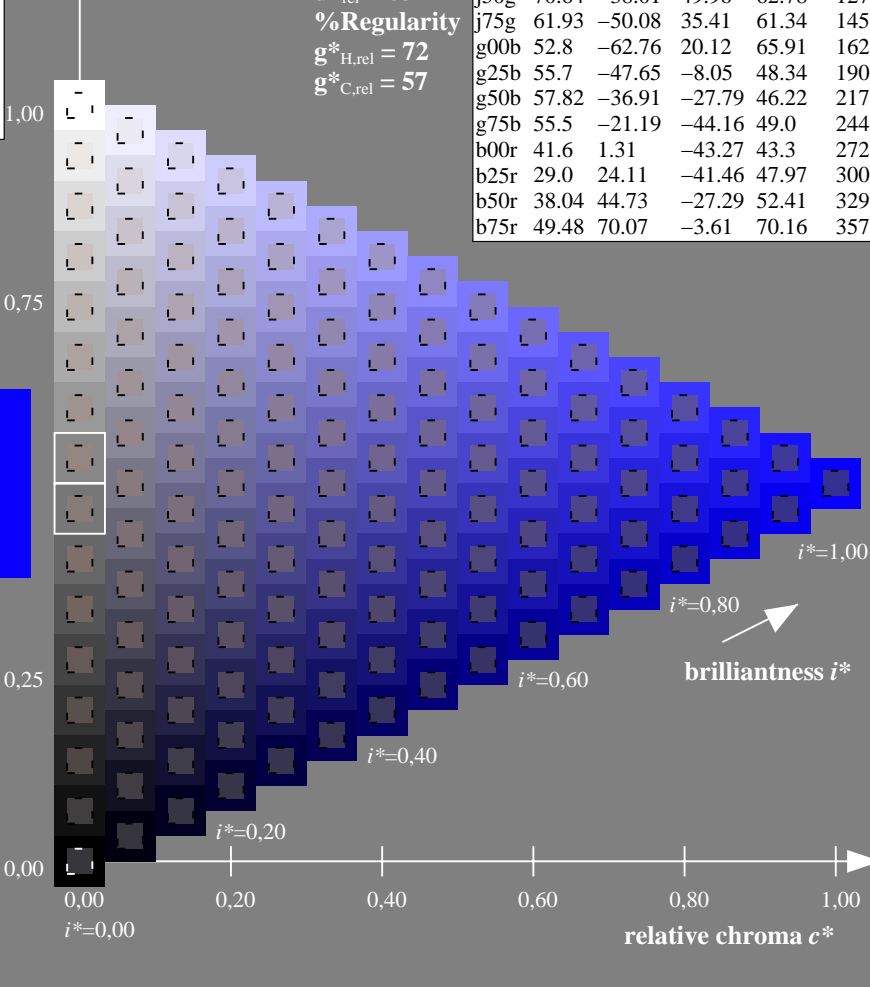
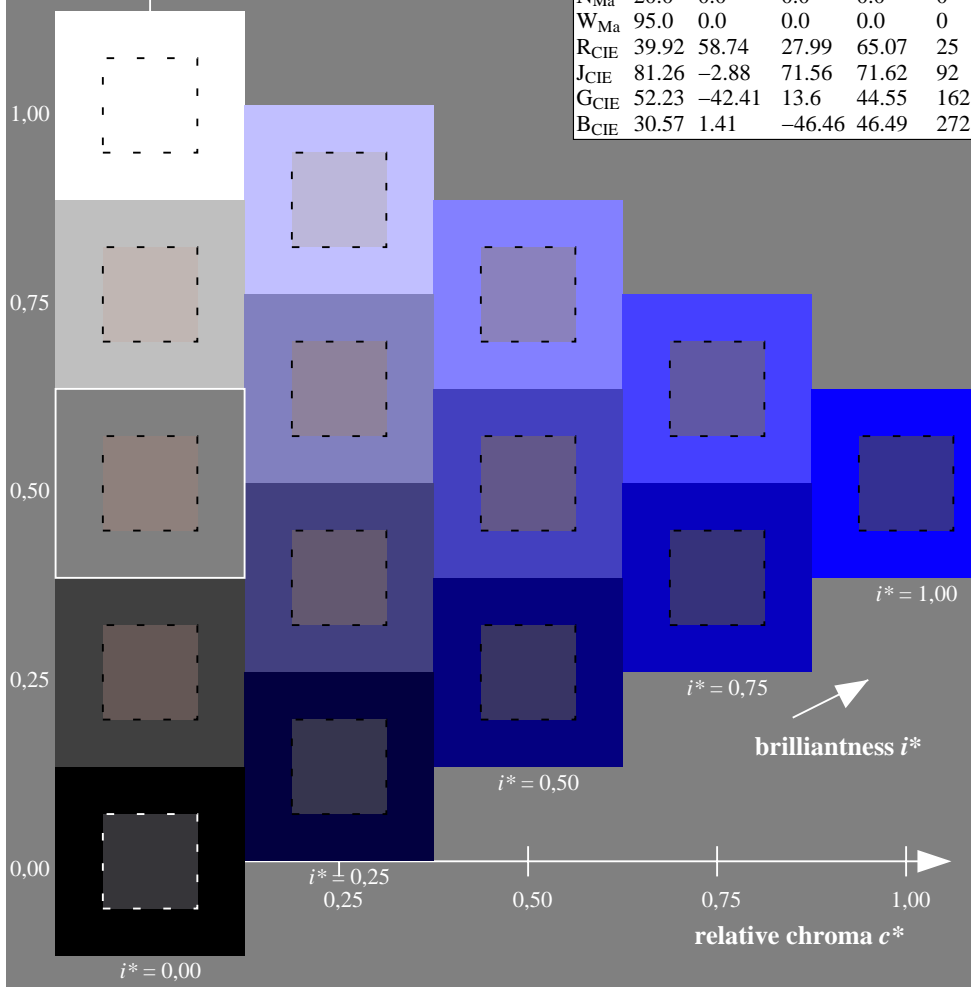
%Gamut

$u^*_{rel} = 83$

%Regularity

$g^*_{H,rel} = 72$

$g^*_{C,rel} = 57$



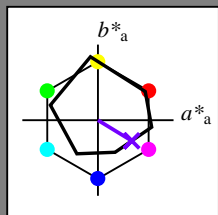
See for similar files: <http://www.ps.bam.de/De99/>; www.ps.bam.de/De99/10L/L99E00NP.PS/ .PDF
 Technical information: <http://www.ps.bam.de> Version 2.1, io=1,1, ColSPX=1

BAM registration: 20080701-De99/10L/L99E00NP.PS/ .PDF
 application for evaluation and measurement of printer or monitor systems
 BAM material: code=rhadata

Input and output: Colorimetric Printer Reflective System ORS20_95a for relative CIELAB hue $h^* = lab^*h^* = h_{ab}/360 = 329/360 = 0.913$

$u^* = b50r$

data for any colour:
 lab^*tch^* and lab^*icu^*
 elementary hue text:
 $u^* = b50r$
 contrast reduction factor:
 $c_R = 0.96$
 triangle lightness t^*



ORS20_95a; adapted (a) CIELAB data					
	$L^*=L^*_a$	a^*_a	b^*_a	$C^*_{ab,a}$	$h^*_{ab,a}$
O _{Ma}	48.75	62.56	37.91	73.15	31
Y _{Ma}	90.92	-9.88	83.88	84.46	97
L _{Ma}	52.69	-62.9	19.95	66.0	162
C _{Ma}	59.61	-27.85	-44.43	52.45	238
V _{Ma}	28.39	22.72	-42.42	48.13	298
M _{Ma}	49.58	71.08	-9.19	71.67	353
N _{Ma}	20.0	0.0	0.0	0.0	0
W _{Ma}	95.0	0.0	0.0	0.0	0
R _{CIE}	39.92	58.74	27.99	65.07	25
J _{CIE}	81.26	-2.88	71.56	71.62	92
G _{CIE}	52.23	-42.41	13.6	44.55	162
B _{CIE}	30.57	1.41	-46.46	46.49	272

Data for maximum colour (Ma):

$LAB^*LAB^*_{Ma}$: 38 45 -26

$LAB^*LCH^*_{Ma}$: 38 52 329

$lab^*rgb^*_{Ma}$: 1.0 0.0 1.0

$lab^*olv^*_{Ma}$: 0.46 0.0 1.0

ORS20_95a; adapted (a) CIELAB data					
	$L^*=L^*_a$	a^*_a	b^*_a	$C^*_{ab,a}$	$h^*_{ab,a}$
r00j	48.88	63.91	30.45	70.79	25
r25j	55.85	50.36	45.65	67.97	42
r50j	65.45	33.86	56.12	65.54	59
r75j	75.19	17.13	66.73	68.89	76
j00g	87.03	-3.21	79.64	79.7	92
j25g	80.72	-24.03	66.82	71.01	110
j50g	70.64	-50.08	49.96	62.78	127
j75g	61.93	-38.01	35.41	61.34	145
g00b	52.8	-62.76	20.12	65.91	162
g25b	55.7	-47.65	-8.05	48.34	190
g50b	57.82	-36.91	-27.79	46.22	217
g75b	55.5	-21.19	-44.16	49.0	244
b00r	41.6	1.31	-43.27	43.3	272
b25r	29.0	24.11	-41.46	47.97	300
b50r	38.04	44.73	-27.29	52.41	329
b75r	49.48	70.07	-3.61	70.16	357

triangle lightness t^*

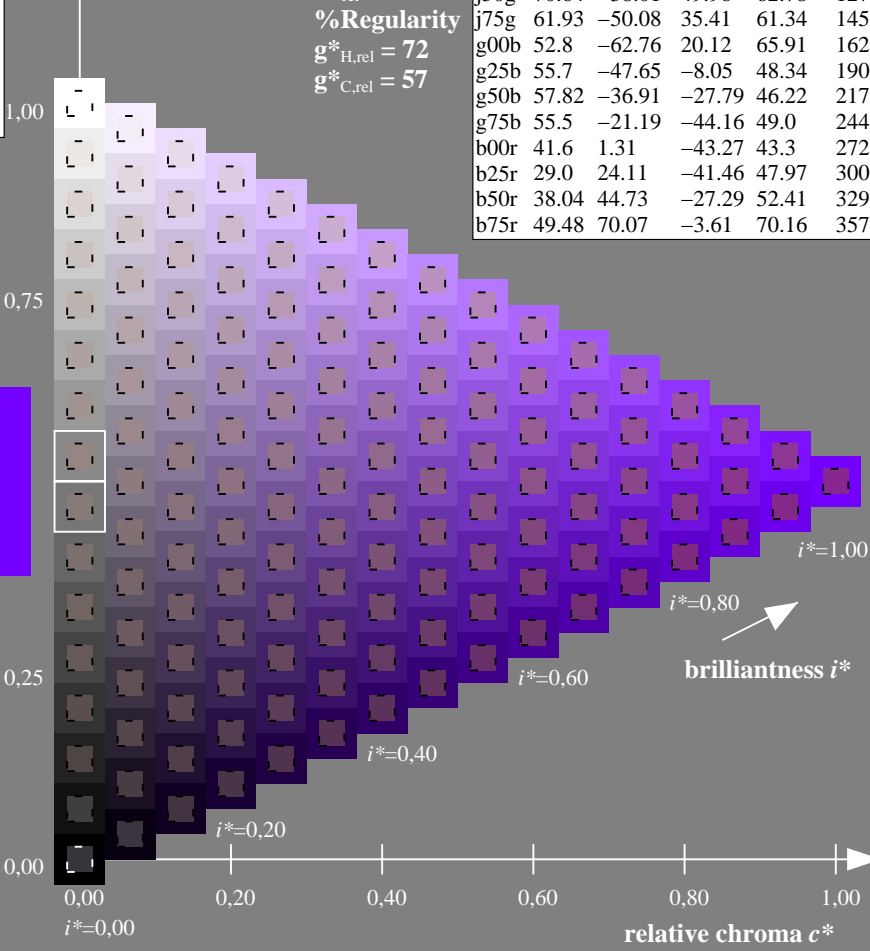
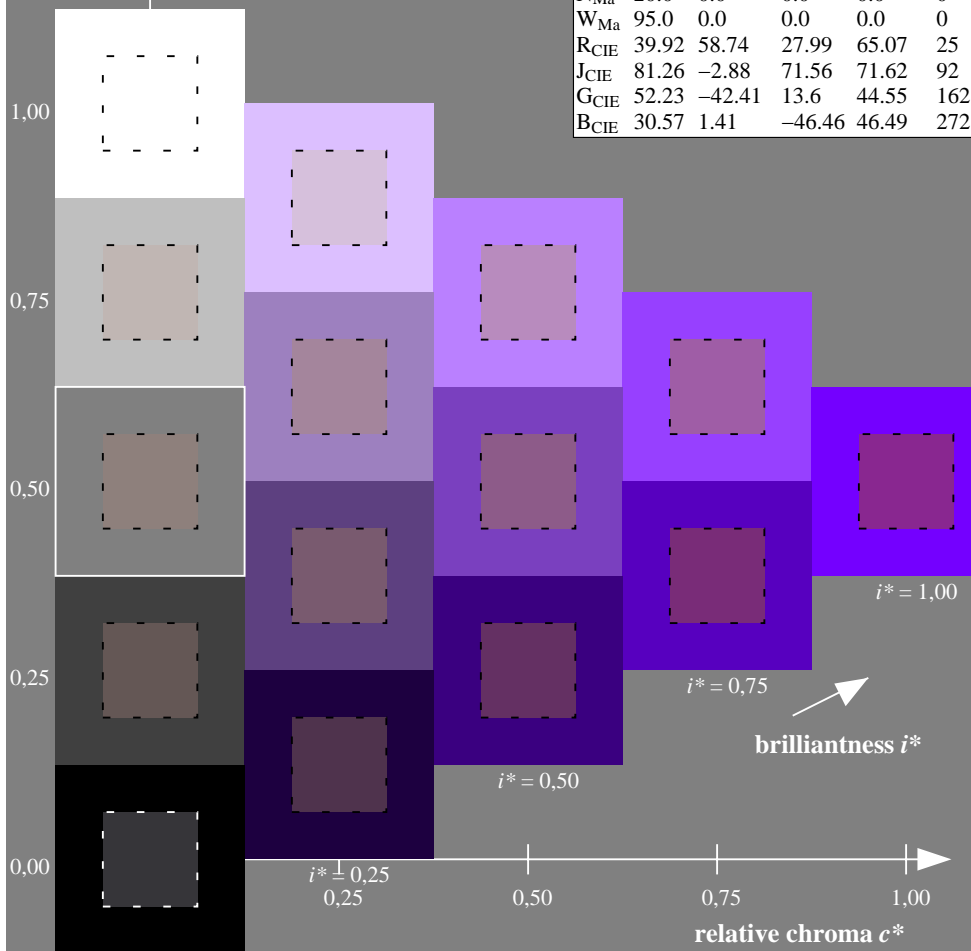
%Gamut

$u^*_{rel} = 83$

%Regularity

$g^*_{H,rel} = 72$

$g^*_{C,rel} = 57$



brilliantness i^*

brilliantness i^*

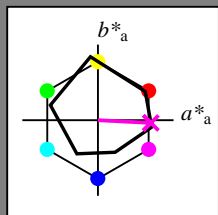
See for similar files: <http://www.ps.bam.de/De99/>; www.ps.bam.de/De.HTM
 Technical information: <http://www.ps.bam.de>
 Version 2.1, io=1,1, ColSpX=1

BAM registration: 20080701-De99/10L/L99E00NP.PS/ .PDF
 application for evaluation and measurement of printer or monitor systems
 BAM material: code=rh4ta

Input and output: Colorimetric Printer Reflective System ORS20_95a for relative CIELAB hue $h^* = lab^*h^* = h_{ab}/360 = 357/360 = 0.992$

$u^* = b75r$

data for any colour:
 lab^*tch^* and lab^*icu^*
 elementary hue text:
 $u^* = b75r$
 contrast reduction factor:
 $c_R = 0.96$
 triangle lightness t^*



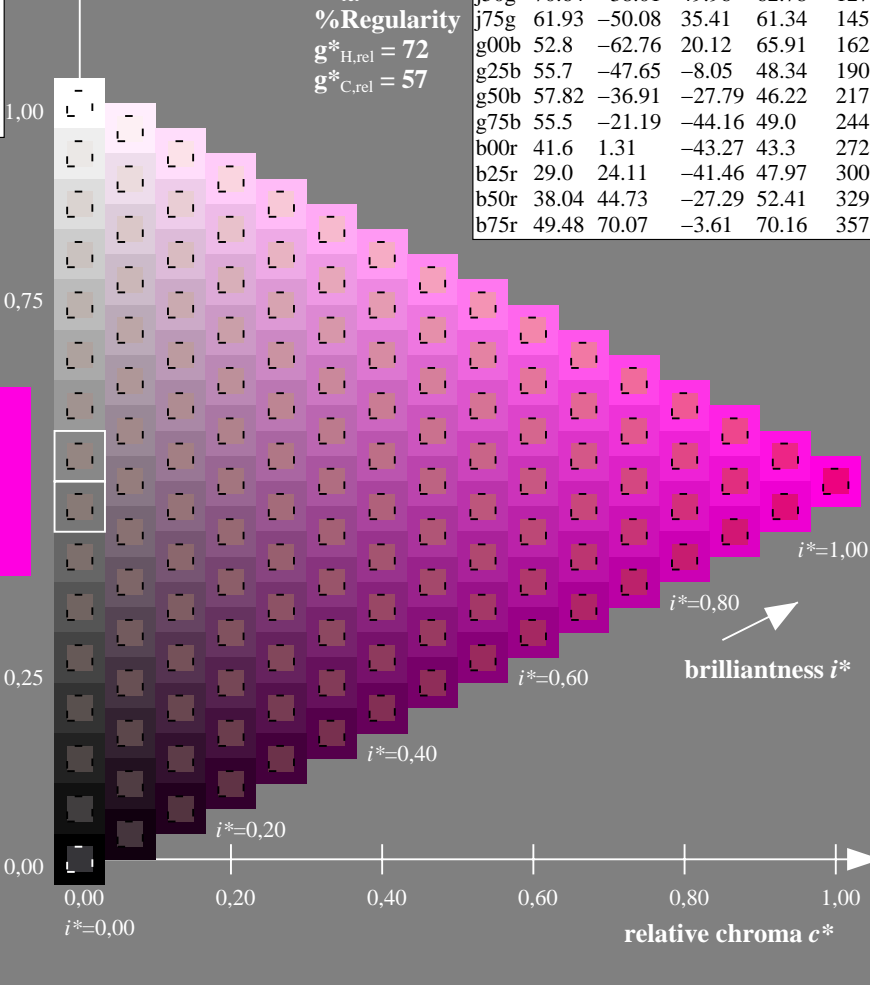
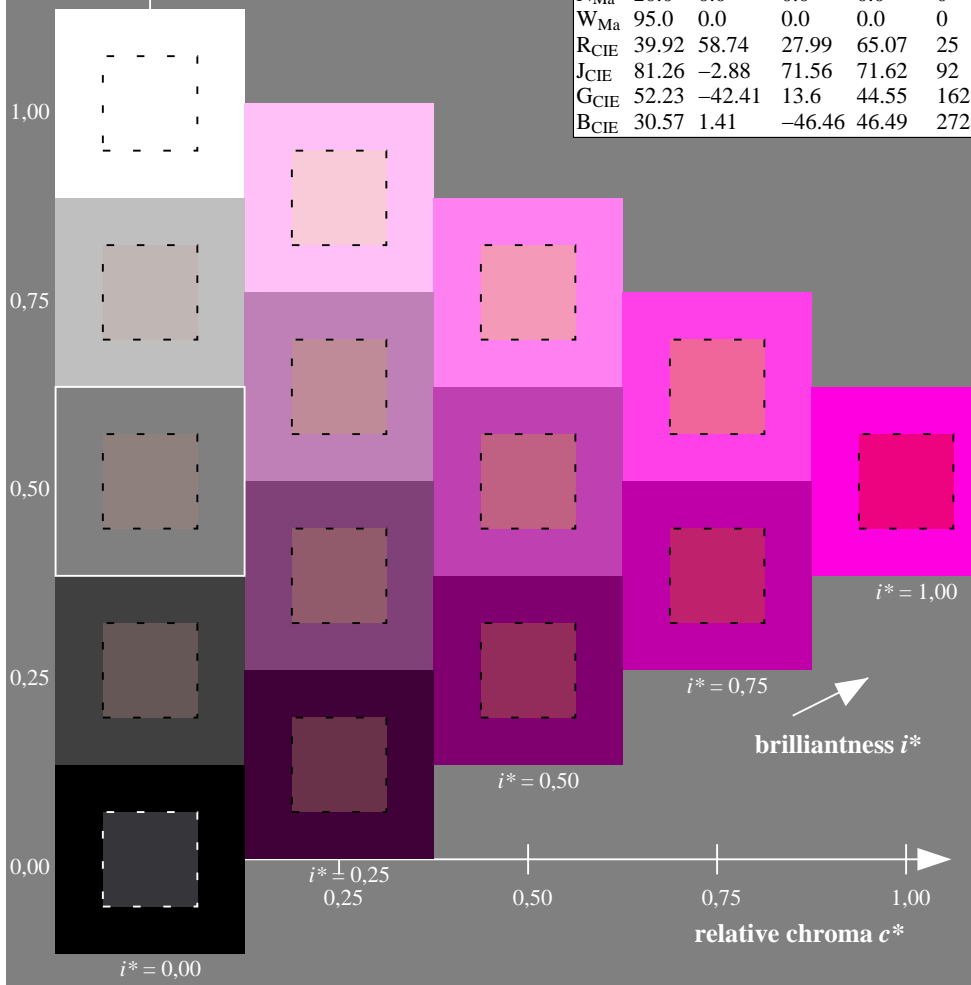
ORS20_95a; adapted (a) CIELAB data					
	$L^*=L^*_a$	a^*_a	b^*_a	$C^*_{ab,a}$	$h^*_{ab,a}$
O _{Ma}	48.75	62.56	37.91	73.15	31
Y _{Ma}	90.92	-9.88	83.88	84.46	97
L _{Ma}	52.69	-62.9	19.95	66.0	162
C _{Ma}	59.61	-27.85	-44.43	52.45	238
V _{Ma}	28.39	22.72	-42.42	48.13	298
M _{Ma}	49.58	71.08	-9.19	71.67	353
N _{Ma}	20.0	0.0	0.0	0.0	0
W _{Ma}	95.0	0.0	0.0	0.0	0
R _{CIE}	39.92	58.74	27.99	65.07	25
J _{CIE}	81.26	-2.88	71.56	71.62	92
G _{CIE}	52.23	-42.41	13.6	44.55	162
B _{CIE}	30.57	1.41	-46.46	46.49	272

Data for maximum colour (Ma):

$LAB^*LAB^*_{Ma}$: 49 70 -3
 $LAB^*LCH^*_{Ma}$: 49 70 357
 $lab^*rgb^*_{Ma}$: 1.0 0.0 0.5
 $lab^*olv^*_{Ma}$: 1.0 0.0 0.88

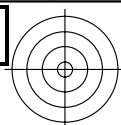
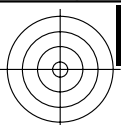
ORS20_95a; adapted (a) CIELAB data					
	$L^*=L^*_a$	a^*_a	b^*_a	$C^*_{ab,a}$	$h^*_{ab,a}$
r00j	48.88	63.91	30.45	70.79	25
r25j	55.85	50.36	45.65	67.97	42
r50j	65.45	33.86	56.12	65.54	59
r75j	75.19	17.13	66.73	68.89	76
j00g	87.03	-3.21	79.64	79.7	92
j25g	80.72	-24.03	66.82	71.01	110
j50g	70.64	-50.08	49.96	62.78	127
j75g	61.93	-38.01	35.41	61.34	145
g00b	52.8	-62.76	20.12	65.91	162
g25b	55.7	-47.65	-8.05	48.34	190
g50b	57.82	-36.91	-27.79	46.22	217
g75b	55.5	-21.19	-44.16	49.0	244
b00r	41.6	1.31	-43.27	43.3	272
b25r	29.0	24.11	-41.46	47.97	300
b50r	38.04	44.73	-27.29	52.41	329
b75r	49.48	70.07	-3.61	70.16	357

triangle lightness t^*
 %Gamut
 $u^*_{rel} = 83$
 %Regularity
 $g^*_{H,rel} = 72$
 $g^*_{C,rel} = 57$



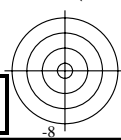
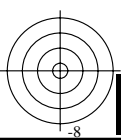
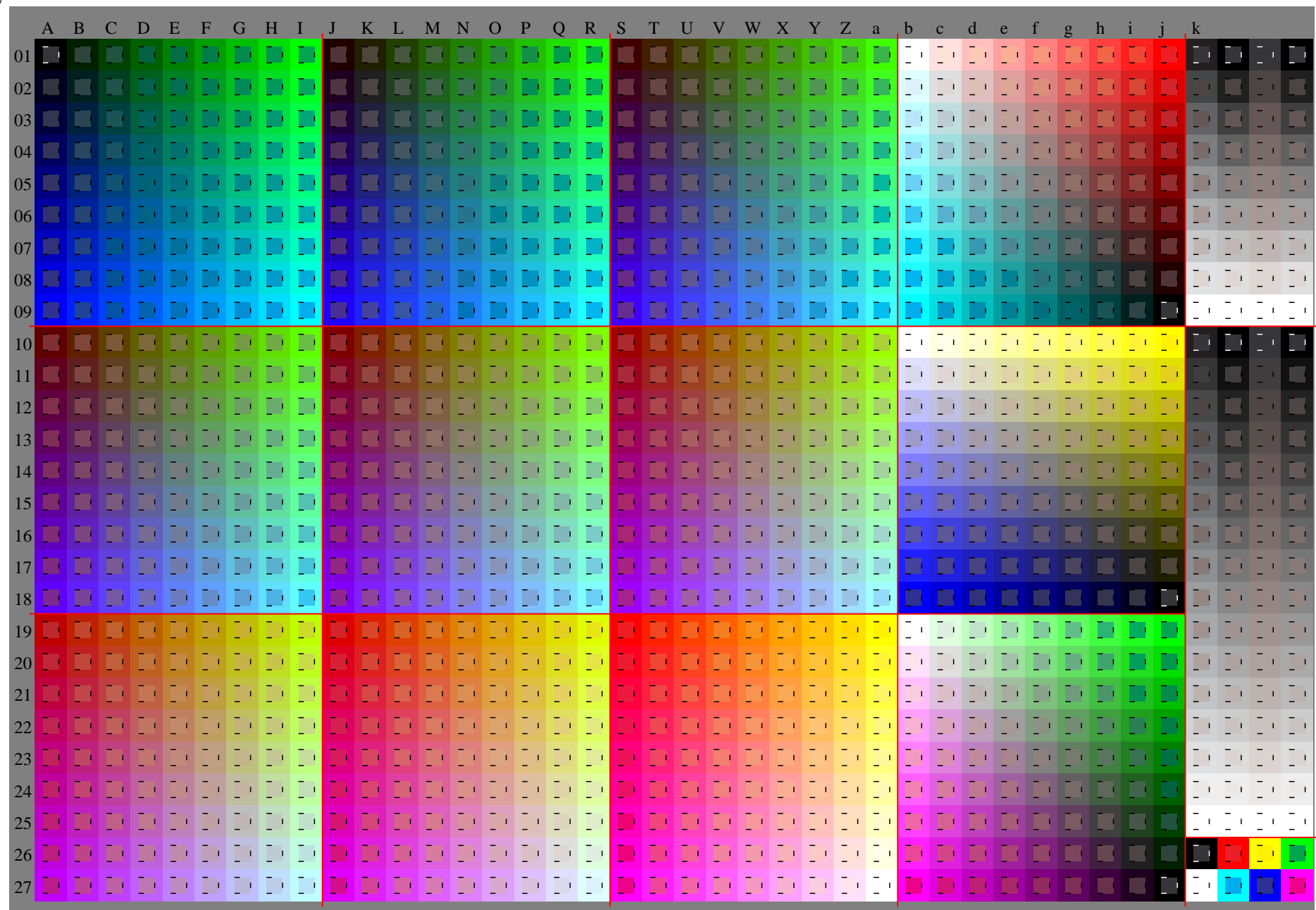
See for similar files: <http://www.ps.bam.de/De99/>; www.ps.bam.de/De.HTM
 Technical information: <http://www.ps.bam.de> Version 2.1, io=1,1, ColSpx=1

BAM registration: 20080701-De99/10L/L99E00NP.PS/ .PDF BAM material: code=rhadata
 application for evaluation and measurement of printer or monitor systems



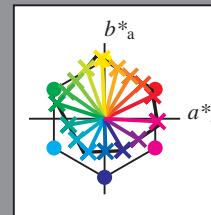
See for similar files: <http://www.ps.bam.de/De99/>; www.ps.bam.de/De.HTM
Technical information: <http://www.ps.bam.de> Version 2.1, io=1,1, ColSpX=1

BAM registration: 20080701-De99/10L/L99E00NP.PS/ .PDF BAM material: code=rh4ta
application for evaluation and measurement of printer or monitor systems



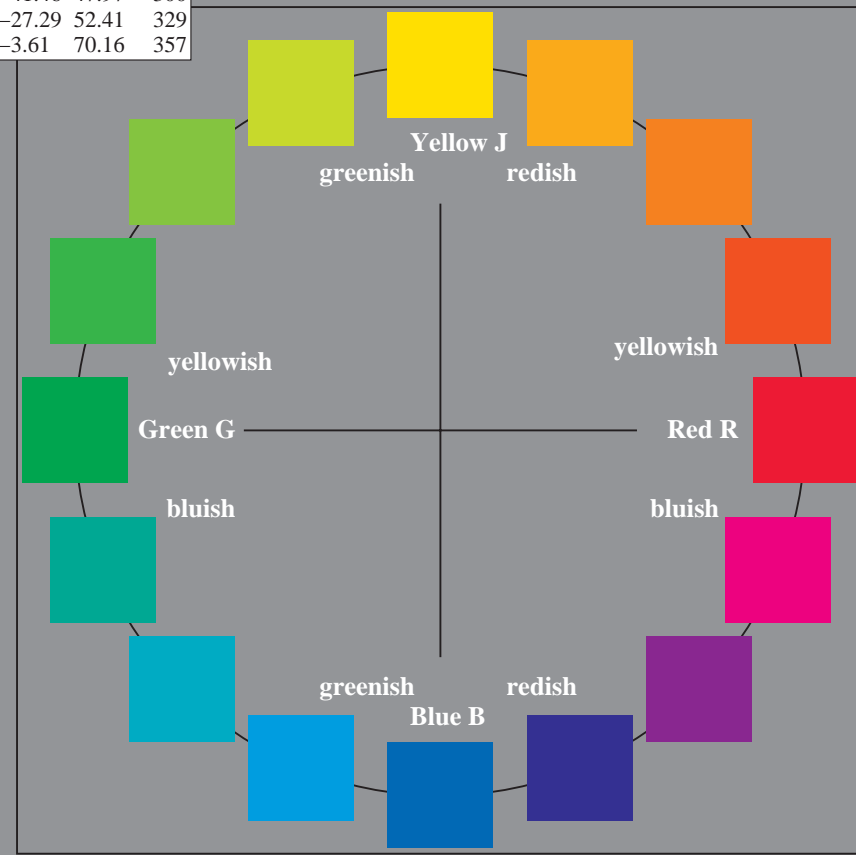
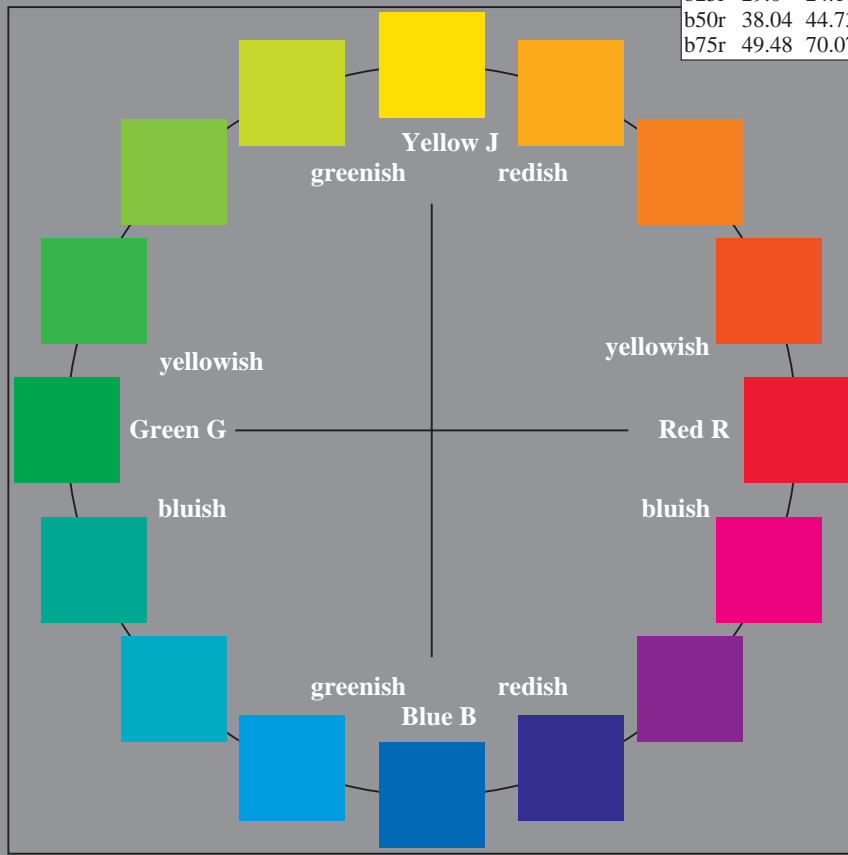
Input and output:
 Colorimetric Printer Reflective System ORS20_95a
 data for any colour:
*lab*tch** and *lab*icu**
 elementary hue text:
*u** = 16 hues *r00j*, *r25j*, ..., *b75r*
 contrast reduction factor:
 $c_R = 0.96$

ORS20_95a; adapted (a) CIELAB data					
	$L^*=L^*_a$	a^*_a	b^*_a	$C^*_{ab,a}$	$h^*_{ab,a}$
r00j	48.88	63.91	30.45	70.79	25
r25j	55.85	50.36	45.65	67.97	42
r50j	65.45	33.86	56.12	65.54	59
r75j	75.19	17.13	66.73	68.89	76
j00g	87.03	-3.21	79.64	79.7	92
j25g	80.72	-24.03	66.82	71.01	110
j50g	70.64	-38.01	49.96	62.78	127
j75g	61.93	-50.08	35.41	61.34	145
g00b	52.8	-62.76	20.12	65.91	162
g25b	55.7	-47.65	-8.05	48.34	190
g50b	57.82	-36.91	-27.79	46.22	217
g75b	55.5	-21.19	-44.16	49.0	244
b00r	41.6	1.31	-43.27	43.3	272
b25r	29.0	24.11	-41.46	47.97	300
b50r	38.04	44.73	-27.29	52.41	329
b75r	49.48	70.07	-3.61	70.16	357



%Gamut
 $u^*_{rel} = 83$
 %Regularity
 $g^*_{H,rel} = 72$
 $g^*_{C,rel} = 57$

ORS20_95a; adapted (a) CIELAB data					
	$L^*=L^*_a$	a^*_a	b^*_a	$C^*_{ab,a}$	$h^*_{ab,a}$
O _{Ma}	48.75	62.56	37.91	73.15	31
Y _{Ma}	90.92	-9.88	83.88	84.46	97
L _{Ma}	52.69	-62.9	19.95	66.0	162
C _{Ma}	59.61	-27.85	-44.43	52.45	238
V _{Ma}	28.39	22.72	-42.42	48.13	298
M _{Ma}	49.58	71.08	-9.19	71.67	353
N _{Ma}	20.0	0.0	0.0	0.0	0
W _{Ma}	95.0	0.0	0.0	0.0	0
R _{CIE}	39.92	58.74	27.99	65.07	25
J _{CIE}	81.26	-2.88	71.56	71.62	92
G _{CIE}	52.23	-42.41	13.6	44.55	162
B _{CIE}	30.57	1.41	-46.46	46.49	272



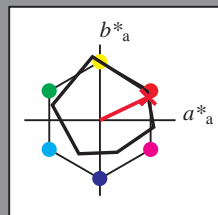
See for similar files: <http://www.ps.bam.de/De99/>; www.ps.bam.de/De99/10L/L99E00NP.PS/
 Technical information: <http://www.ps.bam.de>
 Version 2.1, io=1,1, ColSpx=1

BAM registration: 20080701-De99/10L/L99E00NP.PS/ .PDF
 application for evaluation and measurement of printer or monitor systems
 BAM material: code=rh4ta

Input and output: Colorimetric Printer Reflective System ORS20_95a for relative CIELAB hue $h^* = lab^*h^* = h_{ab}/360 = 25/360 = 0.071$

$u^* = r00j$

data for any colour:
 lab^*tch^* and lab^*icu^*
 elementary hue text:
 $u^* = r00j$
 contrast reduction factor:
 $c_R = 0.96$
 triangle lightness t^*



ORS20_95a; adapted (a) CIELAB data					
	$L^*=L^*_a$	a^*_a	b^*_a	$C^*_{ab,a}$	$h^*_{ab,a}$
O _{Ma}	48.75	62.56	37.91	73.15	31
Y _{Ma}	90.92	-9.88	83.88	84.46	97
L _{Ma}	52.69	-62.9	19.95	66.0	162
C _{Ma}	59.61	-27.85	-44.43	52.45	238
V _{Ma}	28.39	22.72	-42.42	48.13	298
M _{Ma}	49.58	71.08	-9.19	71.67	353
N _{Ma}	20.0	0.0	0.0	0.0	0
W _{Ma}	95.0	0.0	0.0	0.0	0
R _{CIE}	39.92	58.74	27.99	65.07	25
J _{CIE}	81.26	-2.88	71.56	71.62	92
G _{CIE}	52.23	-42.41	13.6	44.55	162
B _{CIE}	30.57	1.41	-46.46	46.49	272

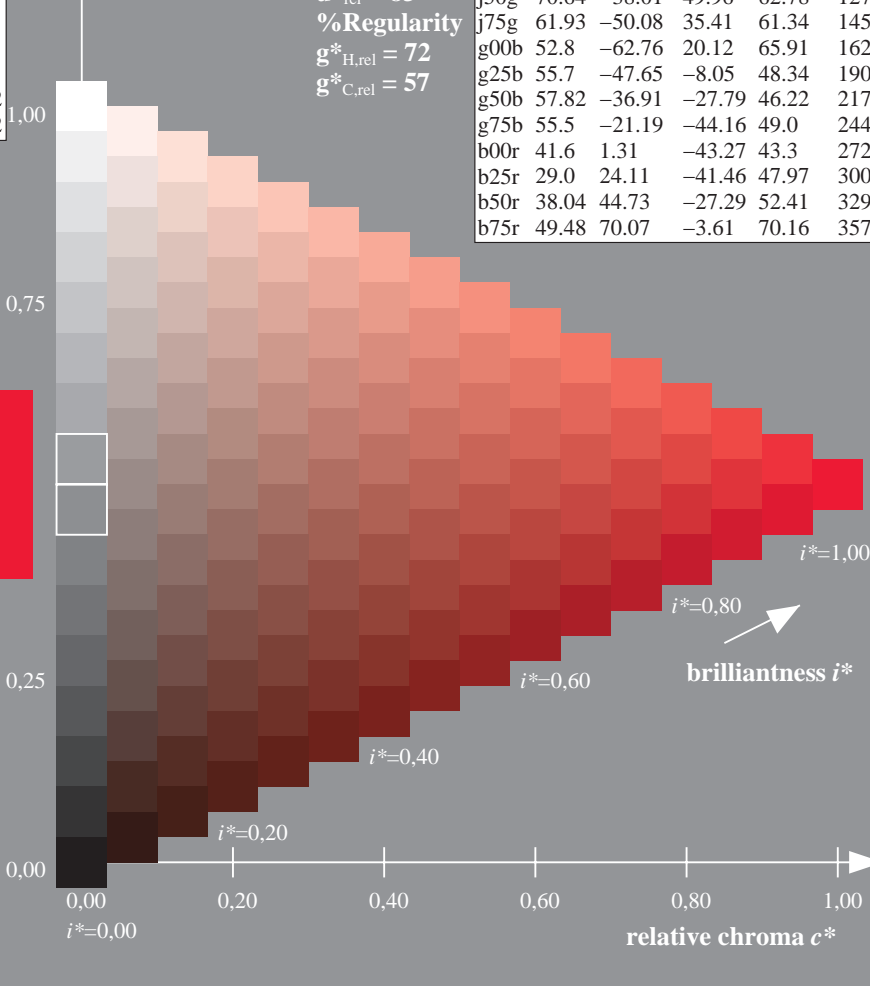
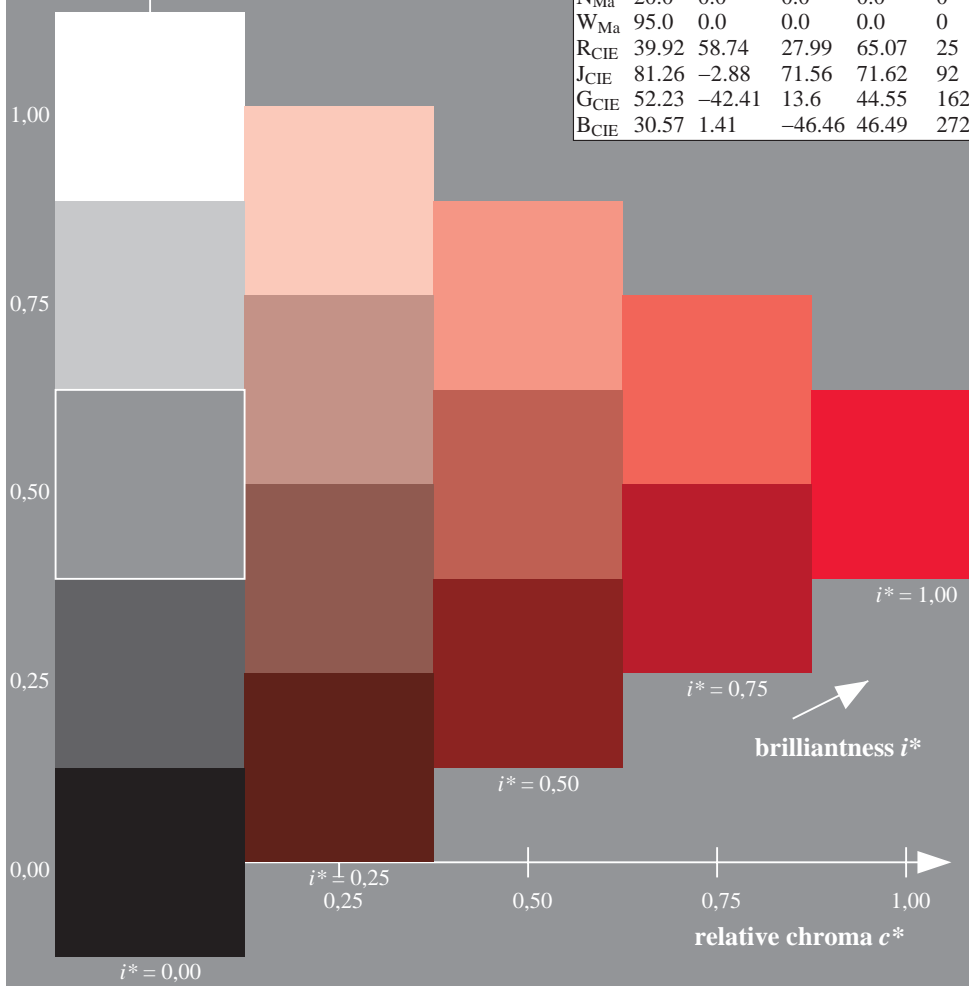
Data for maximum colour (Ma):

$LAB^*LAB^*_{Ma}$: 49 64 30
 $LAB^*LCH^*_{Ma}$: 49 71 25
 $lab^*rgb^*_{Ma}$: 1.0 0.0 0.0
 $lab^*olv^*_{Ma}$: 1.0 0.0 0.16

ORS20_95a; adapted (a) CIELAB data					
	$L^*=L^*_a$	a^*_a	b^*_a	$C^*_{ab,a}$	$h^*_{ab,a}$
r00j	48.88	63.91	30.45	70.79	25
r25j	55.85	50.36	45.65	67.97	42
r50j	65.45	33.86	56.12	65.54	59
r75j	75.19	17.13	66.73	68.89	76
j00g	87.03	-3.21	79.64	79.7	92
j25g	80.72	-24.03	66.82	71.01	110
j50g	70.64	-38.01	49.96	62.78	127
j75g	61.93	-50.08	35.41	61.34	145
g00b	52.8	-62.76	20.12	65.91	162
g25b	55.7	-47.65	-8.05	48.34	190
g50b	57.82	-36.91	-27.79	46.22	217
g75b	55.5	-21.19	-44.16	49.0	244
b00r	41.6	1.31	-43.27	43.3	272
b25r	29.0	24.11	-41.46	47.97	300
b50r	38.04	44.73	-27.29	52.41	329
b75r	49.48	70.07	-3.61	70.16	357

triangle lightness t^*

%Gamut
 $u^*_{rel} = 83$
 %Regularity
 $g^*_{H,rel} = 72$
 $g^*_{C,rel} = 57$



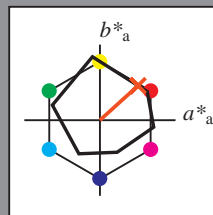
See for similar files: <http://www.ps.bam.de/De99/>; www.ps.bam.de/De99/10L/L99E00NP.PS/ .PDF
 Technical information: <http://www.ps.bam.de> Version 2.1, io=1,1, ColSpX=1

BAM registration: 20080701-De99/10L/L99E00NP.PS/ .PDF BAM material: code=rh4ta
 application for evaluation and measurement of printer or monitor systems

Input and output: Colorimetric Printer Reflective System ORS20_95a for relative CIELAB hue $h^* = lab^*h^* = h_{ab}/360 = 42/360 = 0.117$

$u^* = r25j$

data for any colour:
 lab^*tch^* and lab^*icu^*
 elementary hue text:
 $u^* = r25j$
 contrast reduction factor:
 $c_R = 0.96$
 triangle lightness t^*



ORS20_95a; adapted (a) CIELAB data					
	$L^* = \bar{L}^*_a$	a^*_a	b^*_a	$C^*_{ab,a}$	$h^*_{ab,a}$
O _{Ma}	48.75	62.56	37.91	73.15	31
Y _{Ma}	90.92	-9.88	83.88	84.46	97
L _{Ma}	52.69	-62.9	19.95	66.0	162
C _{Ma}	59.61	-27.85	-44.43	52.45	238
V _{Ma}	28.39	22.72	-42.42	48.13	298
M _{Ma}	49.58	71.08	-9.19	71.67	353
N _{Ma}	20.0	0.0	0.0	0.0	0
W _{Ma}	95.0	0.0	0.0	0.0	0
R _{CIE}	39.92	58.74	27.99	65.07	25
J _{CIE}	81.26	-2.88	71.56	71.62	92
G _{CIE}	52.23	-42.41	13.6	44.55	162
B _{CIE}	30.57	1.41	-46.46	46.49	272

Data for maximum colour (Ma):

$LAB^*LAB^*_{Ma}$: 56 50 46
 $LAB^*LCH^*_{Ma}$: 56 68 42
 $lab^*rgb^*_{Ma}$: 1.0 0.25 0.0
 $lab^*olv^*_{Ma}$: 1.0 0.17 0.0

ORS20_95a; adapted (a) CIELAB data					
	$L^* = \bar{L}^*_a$	a^*_a	b^*_a	$C^*_{ab,a}$	$h^*_{ab,a}$
r00j	48.88	63.91	30.45	70.79	25
r25j	55.85	50.36	45.65	67.97	42
r50j	65.45	33.86	56.12	65.54	59
r75j	75.19	17.13	66.73	68.89	76
j00g	87.03	-3.21	79.64	79.7	92
j25g	80.72	-24.03	66.82	71.01	110
j50g	70.64	-38.01	49.96	62.78	127
j75g	61.93	-50.08	35.41	61.34	145
g00b	52.8	-62.76	20.12	65.91	162
g25b	55.7	-47.65	-8.05	48.34	190
g50b	57.82	-36.91	-27.79	46.22	217
g75b	55.5	-21.19	-44.16	49.0	244
b00r	41.6	1.31	-43.27	43.3	272
b25r	29.0	24.11	-41.46	47.97	300
b50r	38.04	44.73	-27.29	52.41	329
b75r	49.48	70.07	-3.61	70.16	357

triangle lightness t^*

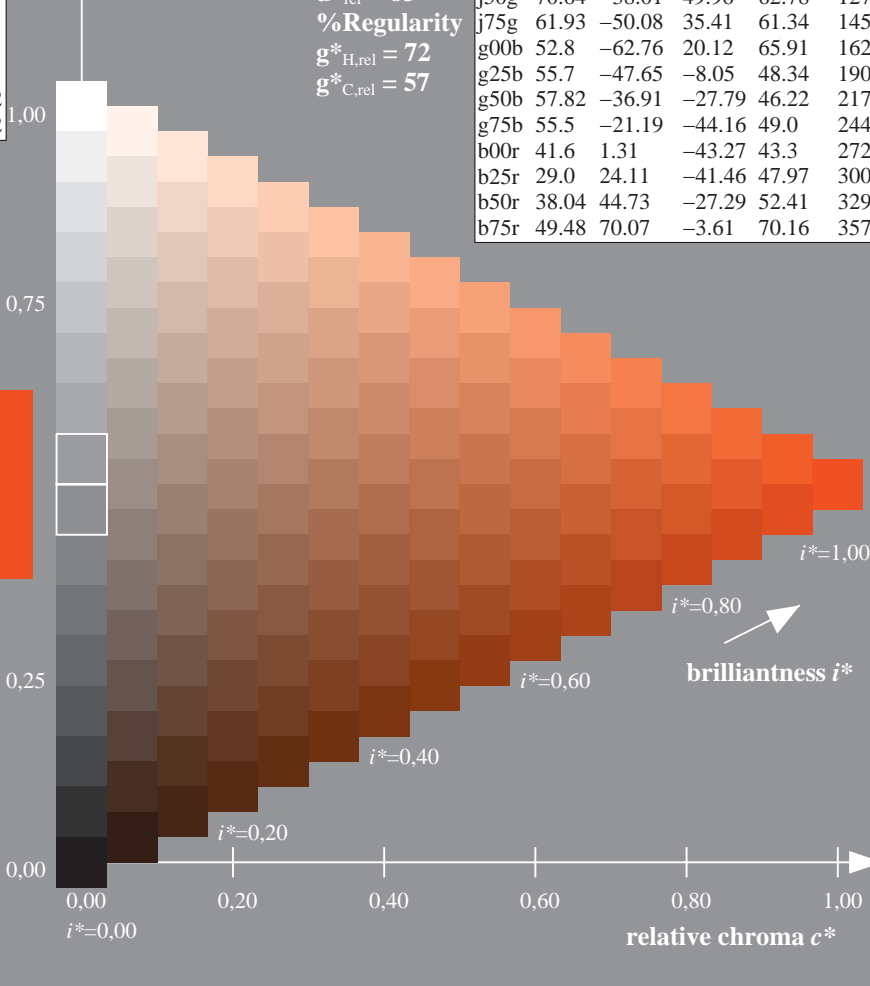
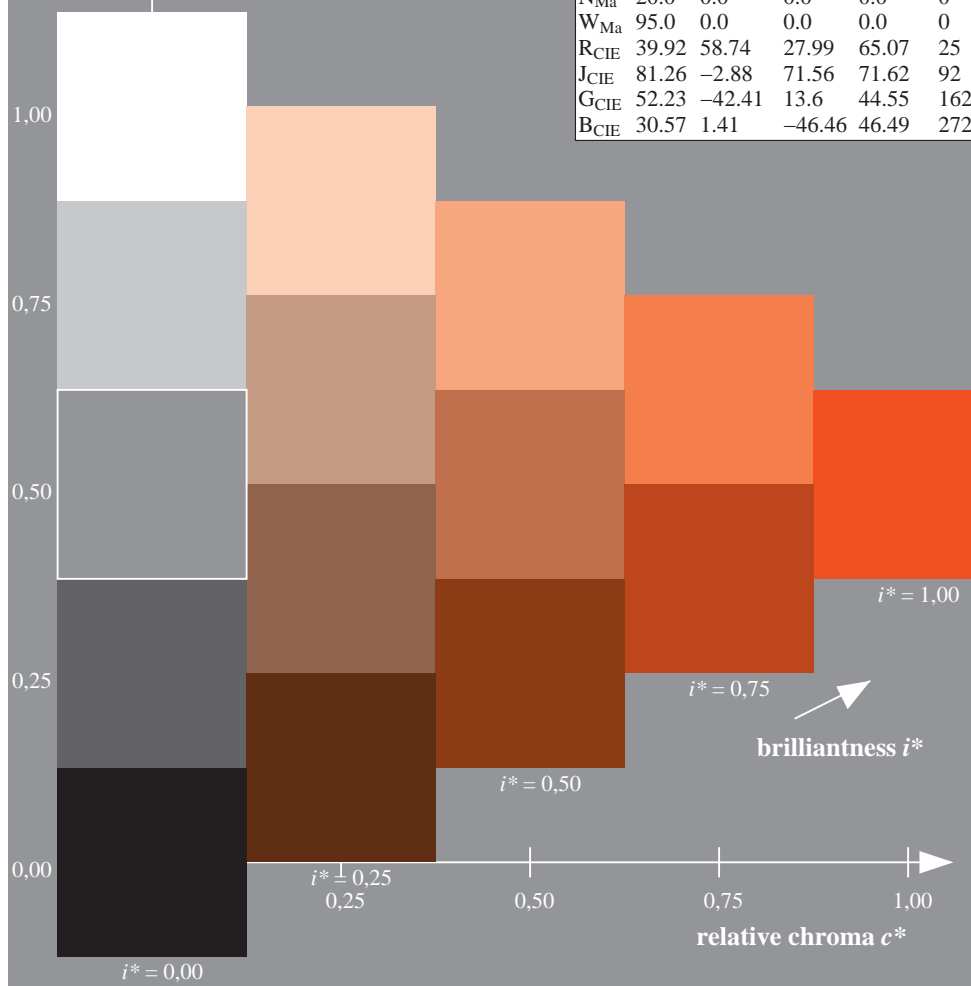
%Gamut

$u^*_{rel} = 83$

%Regularity

$g^*_{H,rel} = 72$

$g^*_{C,rel} = 57$



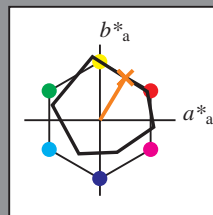
See for similar files: <http://www.ps.bam.de/De99/>; www.ps.bam.de/De99/10L/L99E00NP.PS/ .PDF
 Technical information: <http://www.ps.bam.de> Version 2.1, io=1,1, ColSpX=1

BAM registration: 20080701-De99/10L/L99E00NP.PS/ .PDF BAM material: code=rh4ta
 application for evaluation and measurement of printer or monitor systems

Input and output: Colorimetric Printer Reflective System ORS20_95a for relative CIELAB hue $h^* = lab^*h^* = h_{ab}/360 = 59/360 = 0.164$

$u^* = r50j$

data for any colour:
 lab^*tch^* and lab^*icu^*
 elementary hue text:
 $u^* = r50j$
 contrast reduction factor:
 $c_R = 0.96$
 triangle lightness t^*



ORS20_95a; adapted (a) CIELAB data					
	$L^*=L^*_a$	a^*_a	b^*_a	$C^*_{ab,a}$	$h^*_{ab,a}$
O _{Ma}	48.75	62.56	37.91	73.15	31
Y _{Ma}	90.92	-9.88	83.88	84.46	97
L _{Ma}	52.69	-62.9	19.95	66.0	162
C _{Ma}	59.61	-27.85	-44.43	52.45	238
V _{Ma}	28.39	22.72	-42.42	48.13	298
M _{Ma}	49.58	71.08	-9.19	71.67	353
N _{Ma}	20.0	0.0	0.0	0.0	0
W _{Ma}	95.0	0.0	0.0	0.0	0
R _{CIE}	39.92	58.74	27.99	65.07	25
J _{CIE}	81.26	-2.88	71.56	71.62	92
G _{CIE}	52.23	-42.41	13.6	44.55	162
B _{CIE}	30.57	1.41	-46.46	46.49	272

Data for maximum colour (Ma):

$LAB^*LAB^*_{Ma}$: 65 34 56

$LAB^*LCH^*_{Ma}$: 65 66 59

$lab^*rgb^*_{Ma}$: 1.0 0.5 0.0

$lab^*olv^*_{Ma}$: 1.0 0.4 0.0

triangle lightness t^*

%Gamut

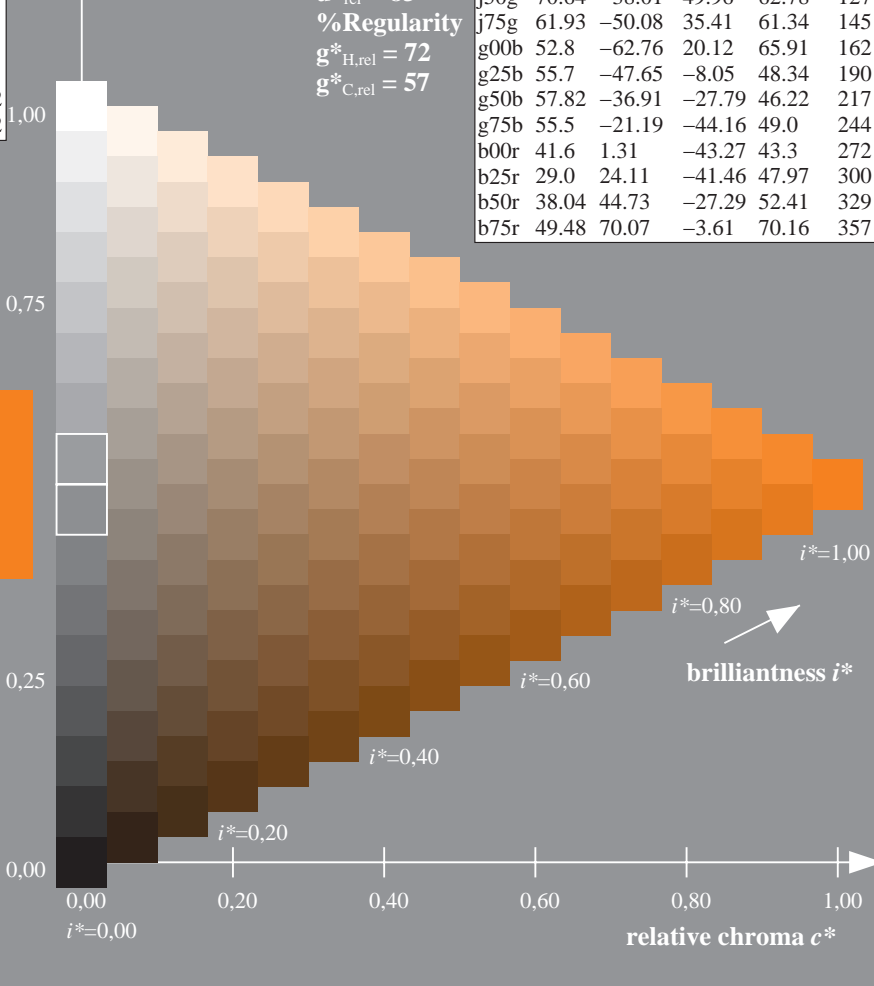
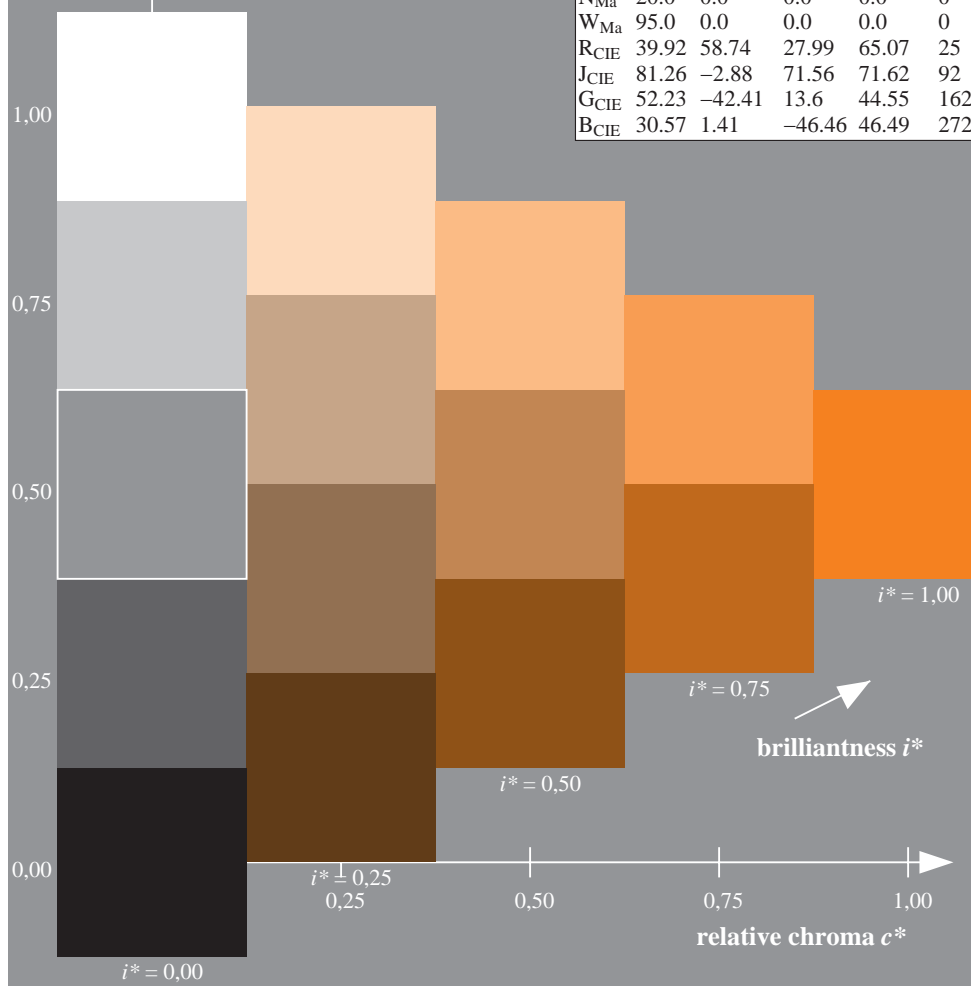
$u^*_{rel} = 83$

%Regularity

$g^*_{H,rel} = 72$

$g^*_{C,rel} = 57$

ORS20_95a; adapted (a) CIELAB data					
	$L^*=L^*_a$	a^*_a	b^*_a	$C^*_{ab,a}$	$h^*_{ab,a}$
r00j	48.88	63.91	30.45	70.79	25
r25j	55.85	50.36	45.65	67.97	42
r50j	65.45	33.86	56.12	65.54	59
r75j	75.19	17.13	66.73	68.89	76
j00g	87.03	-3.21	79.64	79.7	92
j25g	80.72	-24.03	66.82	71.01	110
j50g	70.64	-38.01	49.96	62.78	127
j75g	61.93	-50.08	35.41	61.34	145
g00b	52.8	-62.76	20.12	65.91	162
g25b	55.7	-47.65	-8.05	48.34	190
g50b	57.82	-36.91	-27.79	46.22	217
g75b	55.5	-21.19	-44.16	49.0	244
b00r	41.6	1.31	-43.27	43.3	272
b25r	29.0	24.11	-41.46	47.97	300
b50r	38.04	44.73	-27.29	52.41	329
b75r	49.48	70.07	-3.61	70.16	357



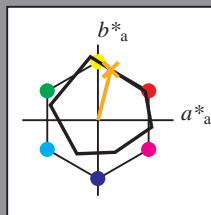
See for similar files: <http://www.ps.bam.de/De99/>; www.ps.bam.de/De99/10L/L99E00NP.PS/ .PDF
 Technical information: <http://www.ps.bam.de> Version 2.1, io=1,1, ColSpX=1

BAM registration: 20080701-De99/10L/L99E00NP.PS/ .PDF BAM material: code=rh4ta
 application for evaluation and measurement of printer or monitor systems

Input and output: Colorimetric Printer Reflective System ORS20_95a for relative CIELAB hue $h^* = lab^*h^* = h_{ab}/360 = 76/360 = 0.21$

$u^* = r75j$

data for any colour:
 lab^*tch^* and lab^*icu^*
 elementary hue text:
 $u^* = r75j$
 contrast reduction factor:
 $c_R = 0.96$
 triangle lightness t^*



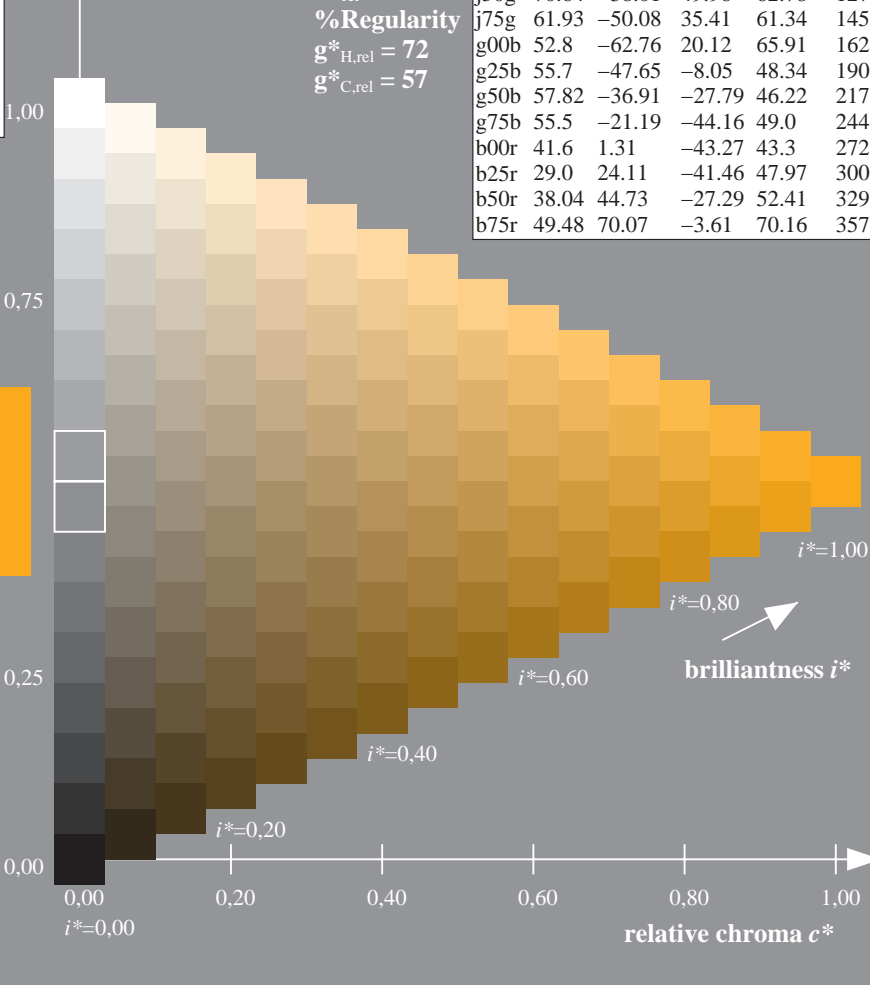
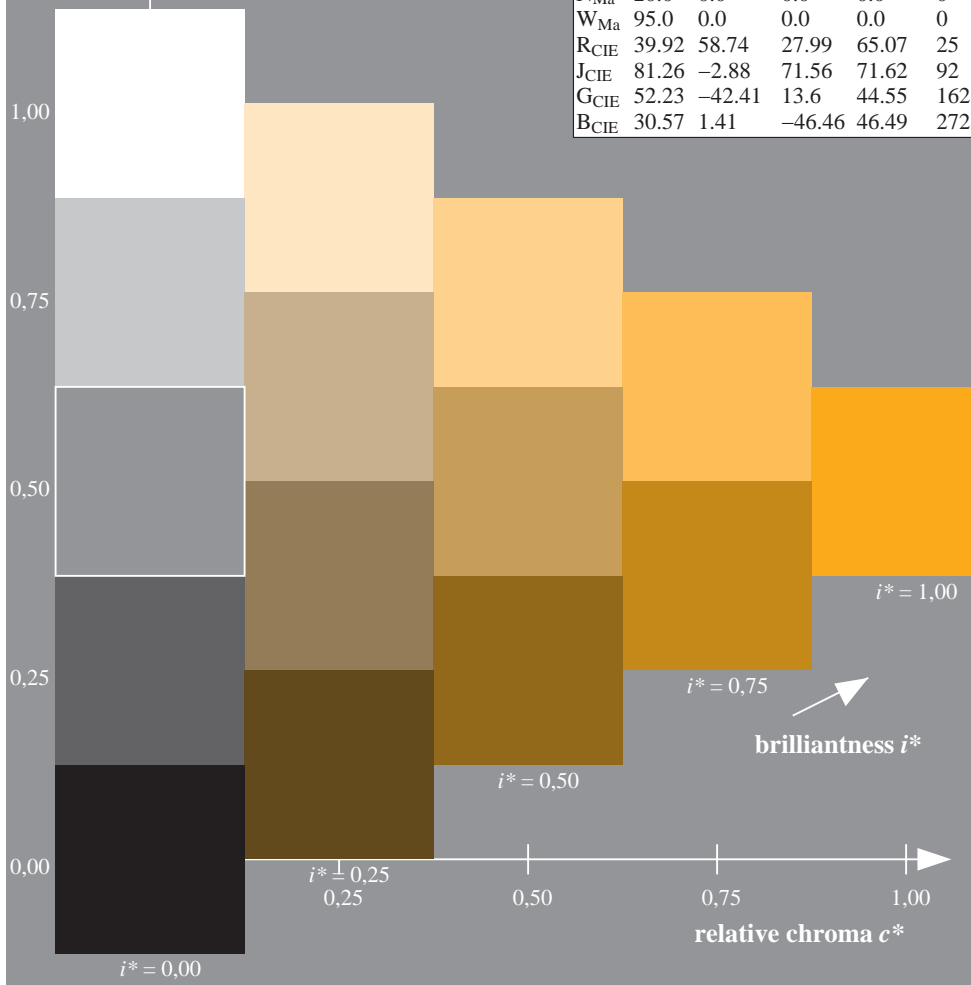
ORS20_95a; adapted (a) CIELAB data					
	$L^* = L^*_a$	a^*_a	b^*_a	$C^*_{ab,a}$	$h^*_{ab,a}$
O _{Ma}	48.75	62.56	37.91	73.15	31
Y _{Ma}	90.92	-9.88	83.88	84.46	97
L _{Ma}	52.69	-62.9	19.95	66.0	162
C _{Ma}	59.61	-27.85	-44.43	52.45	238
V _{Ma}	28.39	22.72	-42.42	48.13	298
M _{Ma}	49.58	71.08	-9.19	71.67	353
N _{Ma}	20.0	0.0	0.0	0.0	0
W _{Ma}	95.0	0.0	0.0	0.0	0
R _{CIE}	39.92	58.74	27.99	65.07	25
J _{CIE}	81.26	-2.88	71.56	71.62	92
G _{CIE}	52.23	-42.41	13.6	44.55	162
B _{CIE}	30.57	1.41	-46.46	46.49	272

Data for maximum colour (Ma):

$LAB^*LAB^*_{Ma}$: 75 17 67
 $LAB^*LCH^*_{Ma}$: 75 69 76
 $lab^*rgb^*_{Ma}$: 1.0 0.75 0.0
 $lab^*olv^*_{Ma}$: 1.0 0.63 0.0

ORS20_95a; adapted (a) CIELAB data					
	$L^* = L^*_a$	a^*_a	b^*_a	$C^*_{ab,a}$	$h^*_{ab,a}$
r00j	48.88	63.91	30.45	70.79	25
r25j	55.85	50.36	45.65	67.97	42
r50j	65.45	33.86	56.12	65.54	59
r75j	75.19	17.13	66.73	68.89	76
j00g	87.03	-3.21	79.64	79.7	92
j25g	80.72	-24.03	66.82	71.01	110
j50g	70.64	-38.01	49.96	62.78	127
j75g	61.93	-50.08	35.41	61.34	145
g00b	52.8	-62.76	20.12	65.91	162
g25b	55.7	-47.65	-8.05	48.34	190
g50b	57.82	-36.91	-27.79	46.22	217
g75b	55.5	-21.19	-44.16	49.0	244
b00r	41.6	1.31	-43.27	43.3	272
b25r	29.0	24.11	-41.46	47.97	300
b50r	38.04	44.73	-27.29	52.41	329
b75r	49.48	70.07	-3.61	70.16	357

triangle lightness t^*
 %Gamut
 $u^*_{rel} = 83$
 %Regularity
 $g^*_{H,rel} = 72$
 $g^*_{C,rel} = 57$



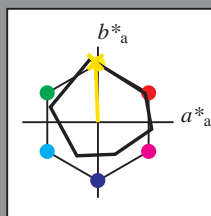
See for similar files: <http://www.ps.bam.de/De99/>; www.ps.bam.de/De99/10L/L99E00NP.PS/
 Technical information: <http://www.ps.bam.de> Version 2.1, io=1,1, ColSpX=1

BAM registration: 20080701-De99/10L/L99E00NP.PS/ .PDF BAM material: code=rh4ta
 application for evaluation and measurement of printer or monitor systems

Input and output: Colorimetric Printer Reflective System ORS20_95a for relative CIELAB hue $h^* = lab^*h^* = h_{ab}/360 = 92/360 = 0.256$

$u^* = j00g$

data for any colour:
 lab^*tch^* and lab^*icu^*
 elementary hue text:
 $u^* = j00g$
 contrast reduction factor:
 $c_R = 0.96$
 triangle lightness t^*



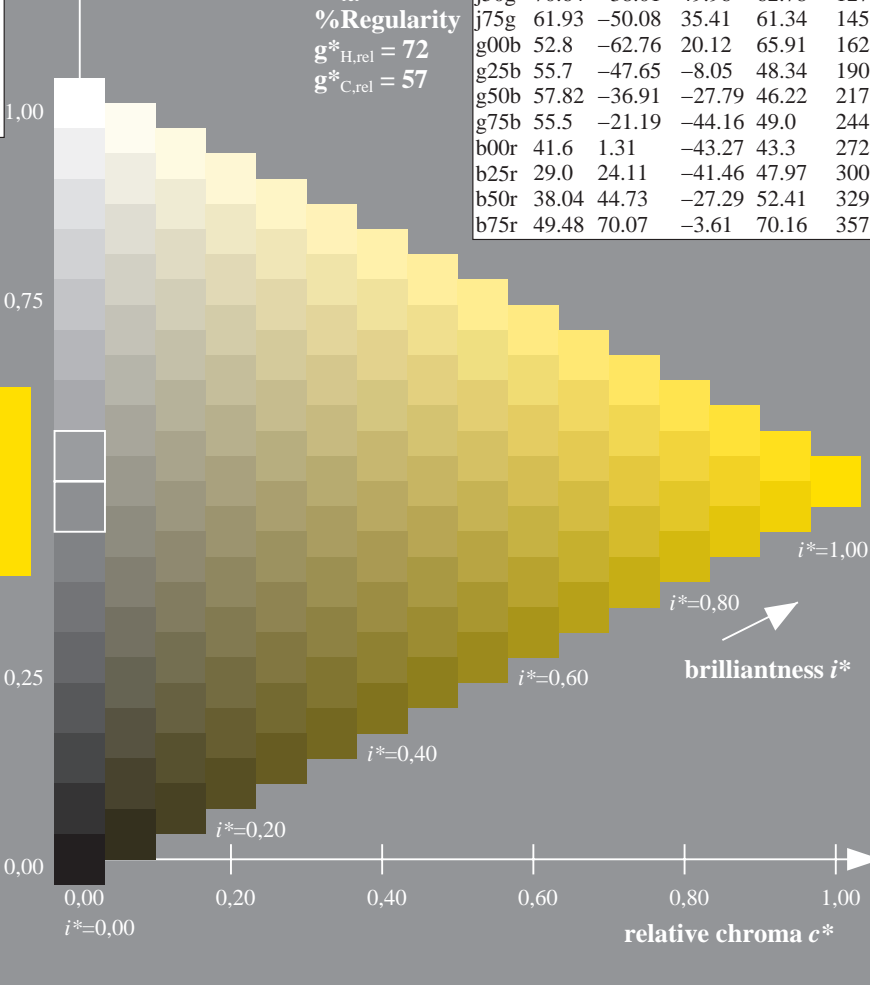
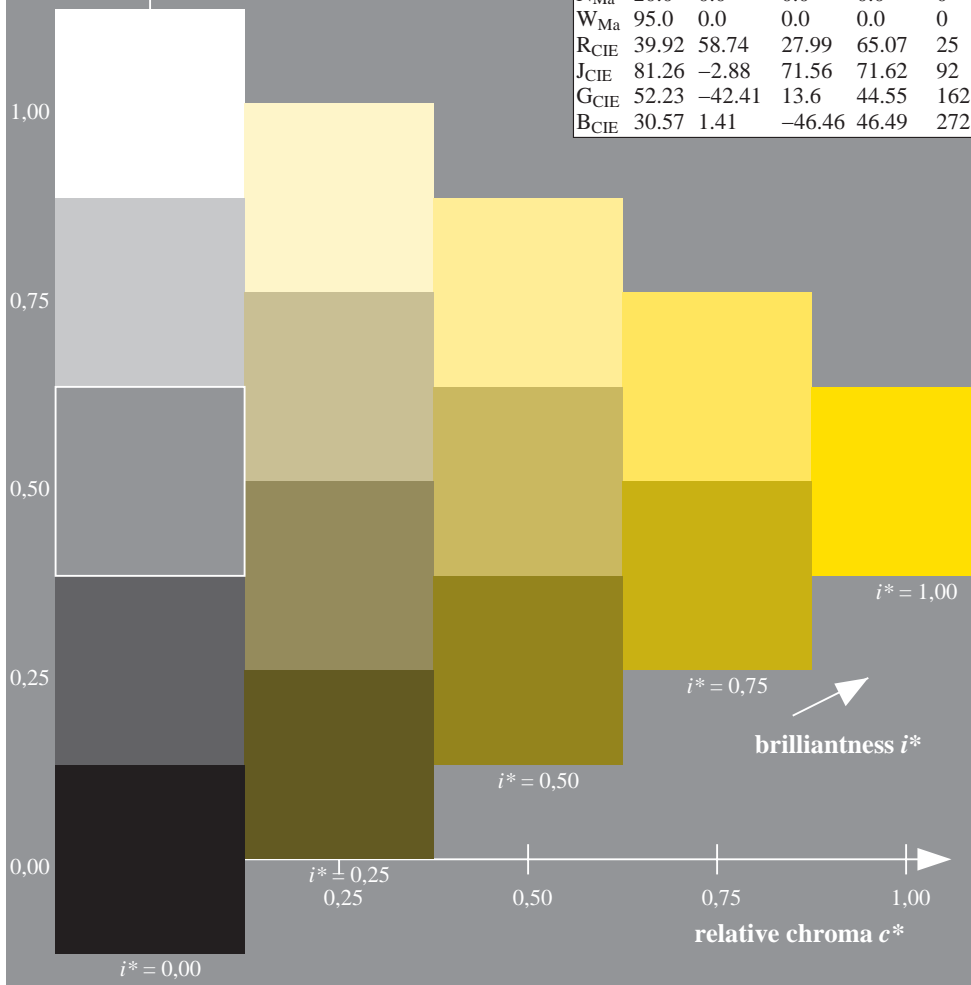
ORS20_95a; adapted (a) CIELAB data					
	$L^*=L^*_a$	a^*_a	b^*_a	$C^*_{ab,a}$	$h^*_{ab,a}$
O _{Ma}	48.75	62.56	37.91	73.15	31
Y _{Ma}	90.92	-9.88	83.88	84.46	97
L _{Ma}	52.69	-62.9	19.95	66.0	162
C _{Ma}	59.61	-27.85	-44.43	52.45	238
V _{Ma}	28.39	22.72	-42.42	48.13	298
M _{Ma}	49.58	71.08	-9.19	71.67	353
N _{Ma}	20.0	0.0	0.0	0.0	0
W _{Ma}	95.0	0.0	0.0	0.0	0
R _{CIE}	39.92	58.74	27.99	65.07	25
J _{CIE}	81.26	-2.88	71.56	71.62	92
G _{CIE}	52.23	-42.41	13.6	44.55	162
B _{CIE}	30.57	1.41	-46.46	46.49	272

Data for maximum colour (Ma):

$LAB^*LAB^*_{Ma}$: 87 -2 80
 $LAB^*LCH^*_{Ma}$: 87 80 92
 $lab^*rgb^*_{Ma}$: 1.0 1.0 0.0
 $lab^*olv^*_{Ma}$: 1.0 0.91 0.0

ORS20_95a; adapted (a) CIELAB data					
	$L^*=L^*_a$	a^*_a	b^*_a	$C^*_{ab,a}$	$h^*_{ab,a}$
r00j	48.88	63.91	30.45	70.79	25
r25j	55.85	50.36	45.65	67.97	42
r50j	65.45	33.86	56.12	65.54	59
r75j	75.19	17.13	66.73	68.89	76
j00g	87.03	-3.21	79.64	79.7	92
j25g	80.72	-24.03	66.82	71.01	110
j50g	70.64	-38.01	49.96	62.78	127
j75g	61.93	-50.08	35.41	61.34	145
g00b	52.8	-62.76	20.12	65.91	162
g25b	55.7	-47.65	-8.05	48.34	190
g50b	57.82	-36.91	-27.79	46.22	217
g75b	55.5	-21.19	-44.16	49.0	244
b00r	41.6	1.31	-43.27	43.3	272
b25r	29.0	24.11	-41.46	47.97	300
b50r	38.04	44.73	-27.29	52.41	329
b75r	49.48	70.07	-3.61	70.16	357

triangle lightness t^*
 %Gamut
 $u^*_{rel} = 83$
 %Regularity
 $g^*_{H,rel} = 72$
 $g^*_{C,rel} = 57$



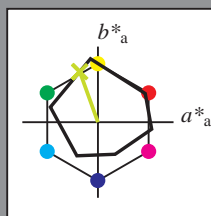
See for similar files: <http://www.ps.bam.de/De99/>; www.ps.bam.de/De99/10L/L99E00NP.PS/ .PDF
 Technical information: <http://www.ps.bam.de> Version 2.1, io=1,1, ColSpX=1

BAM registration: 20080701-De99/10L/L99E00NP.PS/ .PDF BAM material: code=rh4ta
 application for evaluation and measurement of printer or monitor systems

Input and output: Colorimetric Printer Reflective System ORS20_95a for relative CIELAB hue $h^* = lab^*h^* = h_{ab}/360 = 110/360 = 0.305$

$u^* = j25g$

data for any colour:
 lab^*tch^* and lab^*icu^*
 elementary hue text:
 $u^* = j25g$
 contrast reduction factor:
 $c_R = 0.96$
 triangle lightness t^*



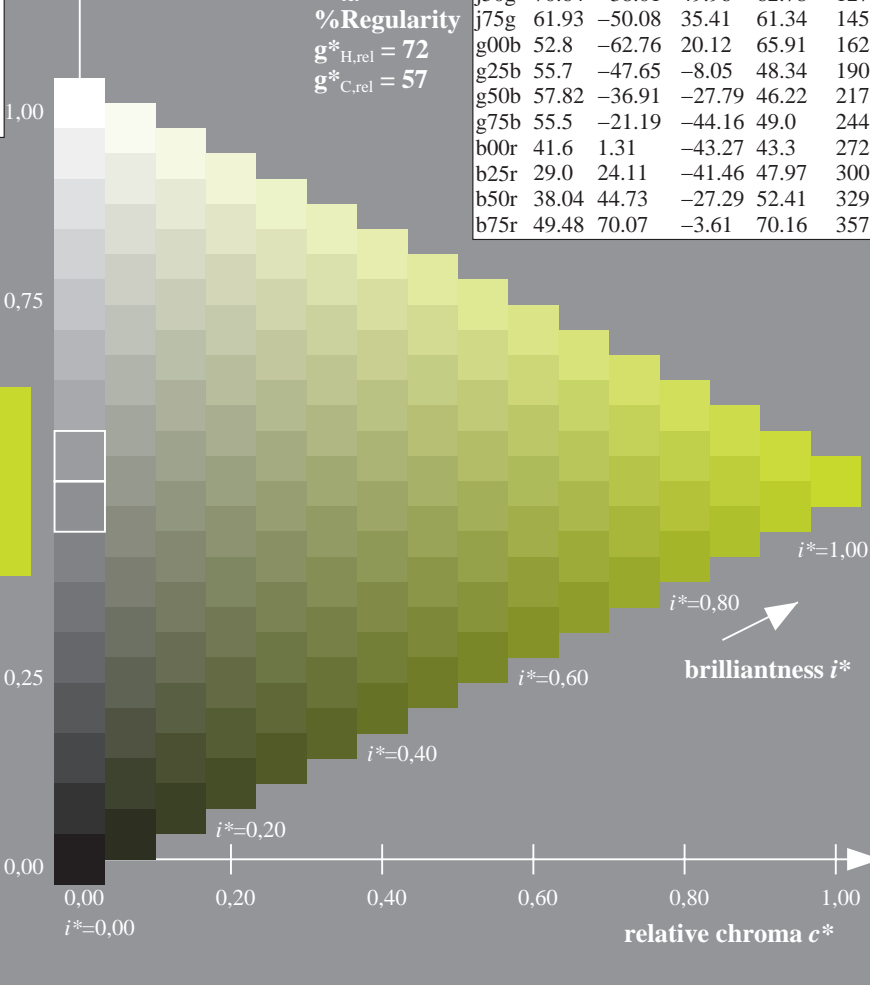
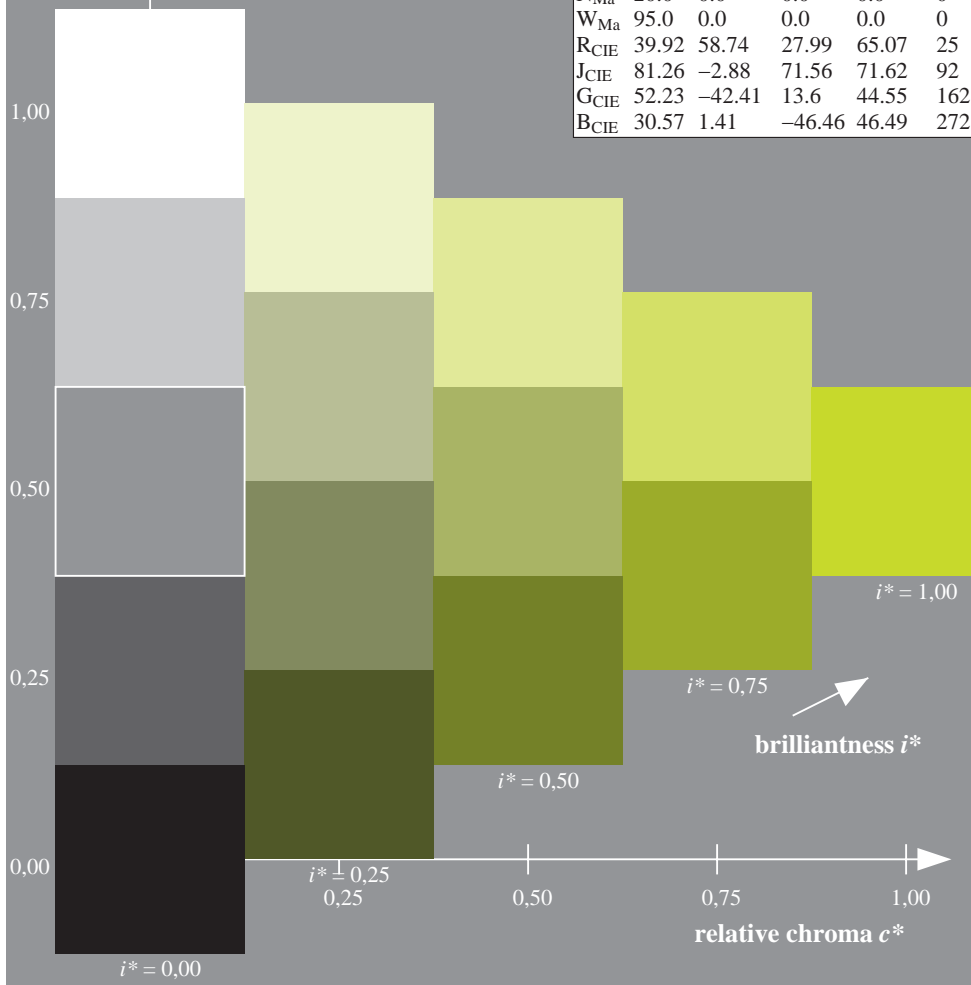
ORS20_95a; adapted (a) CIELAB data					
	$L^*=L^*_a$	a^*_a	b^*_a	$C^*_{ab,a}$	$h^*_{ab,a}$
O _{Ma}	48.75	62.56	37.91	73.15	31
Y _{Ma}	90.92	-9.88	83.88	84.46	97
L _{Ma}	52.69	-62.9	19.95	66.0	162
C _{Ma}	59.61	-27.85	-44.43	52.45	238
V _{Ma}	28.39	22.72	-42.42	48.13	298
M _{Ma}	49.58	71.08	-9.19	71.67	353
N _{Ma}	20.0	0.0	0.0	0.0	0
W _{Ma}	95.0	0.0	0.0	0.0	0
R _{CIE}	39.92	58.74	27.99	65.07	25
J _{CIE}	81.26	-2.88	71.56	71.62	92
G _{CIE}	52.23	-42.41	13.6	44.55	162
B _{CIE}	30.57	1.41	-46.46	46.49	272

Data for maximum colour (Ma):

$LAB^*LAB^*_{Ma}$: 81 -23 67
 $LAB^*LCH^*_{Ma}$: 81 71 110
 $lab^*rgb^*_{Ma}$: 0.75 1.0 0.0
 $lab^*olv^*_{Ma}$: 0.73 1.0 0.0

ORS20_95a; adapted (a) CIELAB data					
	$L^*=L^*_a$	a^*_a	b^*_a	$C^*_{ab,a}$	$h^*_{ab,a}$
r00j	48.88	63.91	30.45	70.79	25
r25j	55.85	50.36	45.65	67.97	42
r50j	65.45	33.86	56.12	65.54	59
r75j	75.19	17.13	66.73	68.89	76
j00g	87.03	-3.21	79.64	79.7	92
j25g	80.72	-24.03	66.82	71.01	110
j50g	70.64	-38.01	49.96	62.78	127
j75g	61.93	-50.08	35.41	61.34	145
g00b	52.8	-62.76	20.12	65.91	162
g25b	55.7	-47.65	-8.05	48.34	190
g50b	57.82	-36.91	-27.79	46.22	217
g75b	55.5	-21.19	-44.16	49.0	244
b00r	41.6	1.31	-43.27	43.3	272
b25r	29.0	24.11	-41.46	47.97	300
b50r	38.04	44.73	-27.29	52.41	329
b75r	49.48	70.07	-3.61	70.16	357

triangle lightness t^*
 %Gamut
 $u^*_{rel} = 83$
 %Regularity
 $g^*_{H,rel} = 72$
 $g^*_{C,rel} = 57$



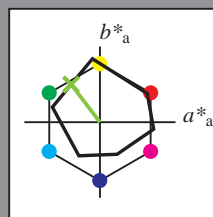
See for similar files: <http://www.ps.bam.de/De99/>; www.ps.bam.de/De.HTM
 Technical information: <http://www.ps.bam.de> Version 2.1, io=1,1, ColSpX=1

BAM registration: 20080701-De99/10L/L99E00NP.PS/ .PDF BAM material: code=rh4ta
 application for evaluation and measurement of printer or monitor systems

Input and output: Colorimetric Printer Reflective System ORS20_95a for relative CIELAB hue $h^* = lab^*h^* = h_{ab}/360 = 127/360 = 0.354$

$u^* = j50g$

data for any colour:
 lab^*tch^* and lab^*icu^*
 elementary hue text:
 $u^* = j50g$
 contrast reduction factor:
 $c_R = 0.96$
 triangle lightness t^*



ORS20_95a; adapted (a) CIELAB data					
	$L^*=L^*_a$	a^*_a	b^*_a	$C^*_{ab,a}$	$h^*_{ab,a}$
O _{Ma}	48.75	62.56	37.91	73.15	31
Y _{Ma}	90.92	-9.88	83.88	84.46	97
L _{Ma}	52.69	-62.9	19.95	66.0	162
C _{Ma}	59.61	-27.85	-44.43	52.45	238
V _{Ma}	28.39	22.72	-42.42	48.13	298
M _{Ma}	49.58	71.08	-9.19	71.67	353
N _{Ma}	20.0	0.0	0.0	0.0	0
W _{Ma}	95.0	0.0	0.0	0.0	0
R _{CIE}	39.92	58.74	27.99	65.07	25
J _{CIE}	81.26	-2.88	71.56	71.62	92
G _{CIE}	52.23	-42.41	13.6	44.55	162
B _{CIE}	30.57	1.41	-46.46	46.49	272

Data for maximum colour (Ma):

$LAB^*LAB^*_{Ma}$: 71 -37 50

$LAB^*LCH^*_{Ma}$: 71 63 127

$lab^*rgb^*_{Ma}$: 0.5 1.0 0.0

$lab^*olv^*_{Ma}$: 0.47 1.0 0.0

ORS20_95a; adapted (a) CIELAB data					
	$L^*=L^*_a$	a^*_a	b^*_a	$C^*_{ab,a}$	$h^*_{ab,a}$
r00j	48.88	63.91	30.45	70.79	25
r25j	55.85	50.36	45.65	67.97	42
r50j	65.45	33.86	56.12	65.54	59
r75j	75.19	17.13	66.73	68.89	76
j00g	87.03	-3.21	79.64	79.7	92
j25g	80.72	-24.03	66.82	71.01	110
j50g	70.64	-38.01	49.96	62.78	127
j75g	61.93	-50.08	35.41	61.34	145
g00b	52.8	-62.76	20.12	65.91	162
g25b	55.7	-47.65	-8.05	48.34	190
g50b	57.82	-36.91	-27.79	46.22	217
g75b	55.5	-21.19	-44.16	49.0	244
b00r	41.6	1.31	-43.27	43.3	272
b25r	29.0	24.11	-41.46	47.97	300
b50r	38.04	44.73	-27.29	52.41	329
b75r	49.48	70.07	-3.61	70.16	357

triangle lightness t^*

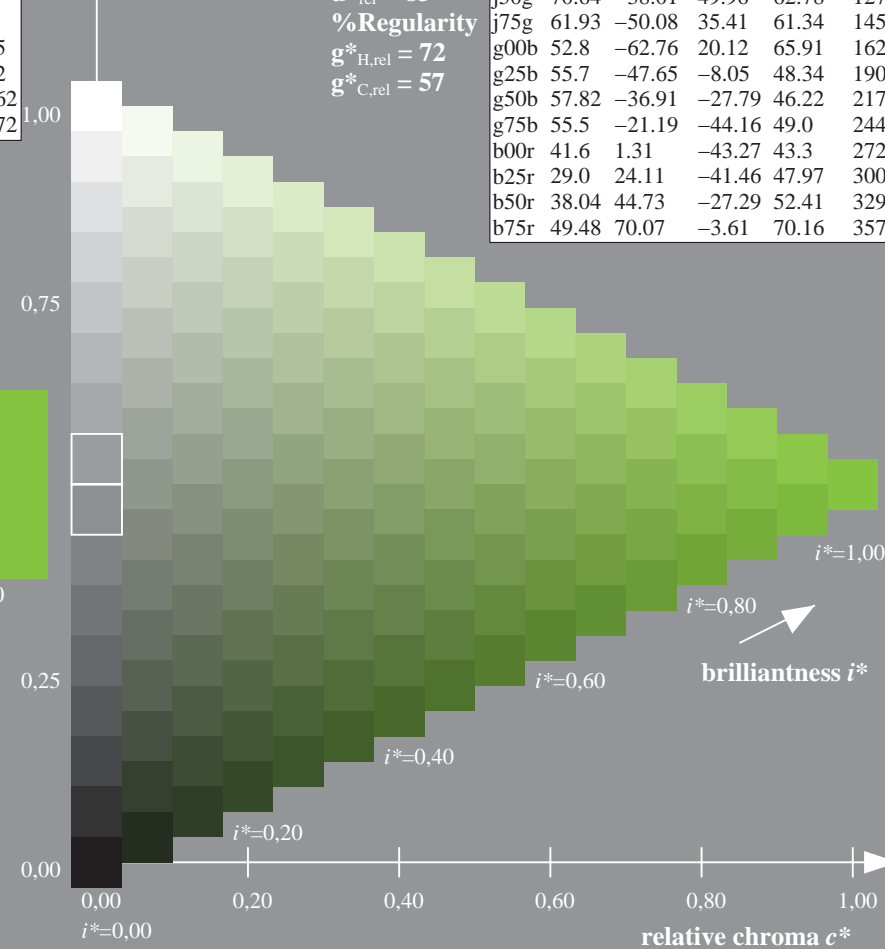
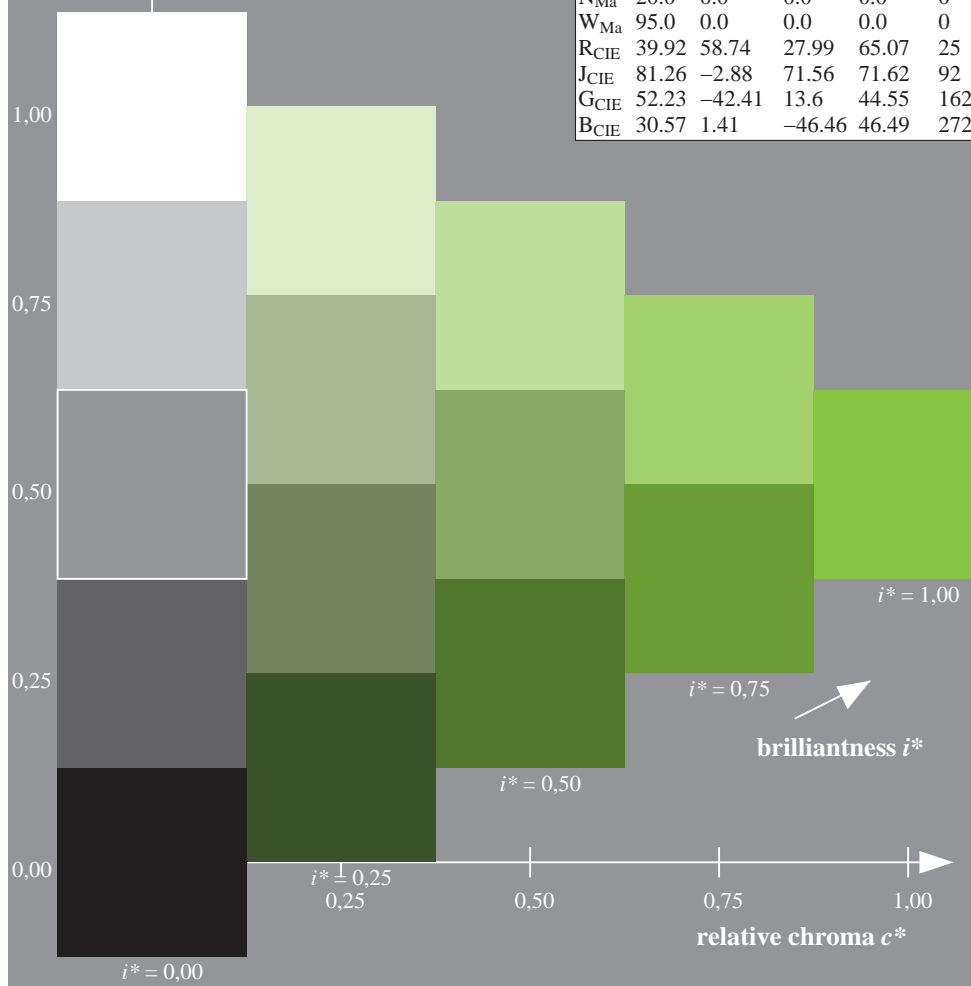
%Gamut

$u^*_{rel} = 83$

%Regularity

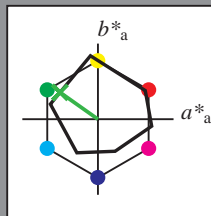
$g^*_{H,rel} = 72$

$g^*_{C,rel} = 57$



Input and output: Colorimetric Printer Reflective System ORS20_95a for relative CIELAB hue $h^* = lab^*h^* = h_{ab}/360 = 145/360 = 0.402$
 data for any colour:

lab^*tch^* and lab^*icu^*
 elementary hue text:
 $u^* = j75g$
 contrast reduction factor:
 $c_R = 0.96$
 triangle lightness t^*



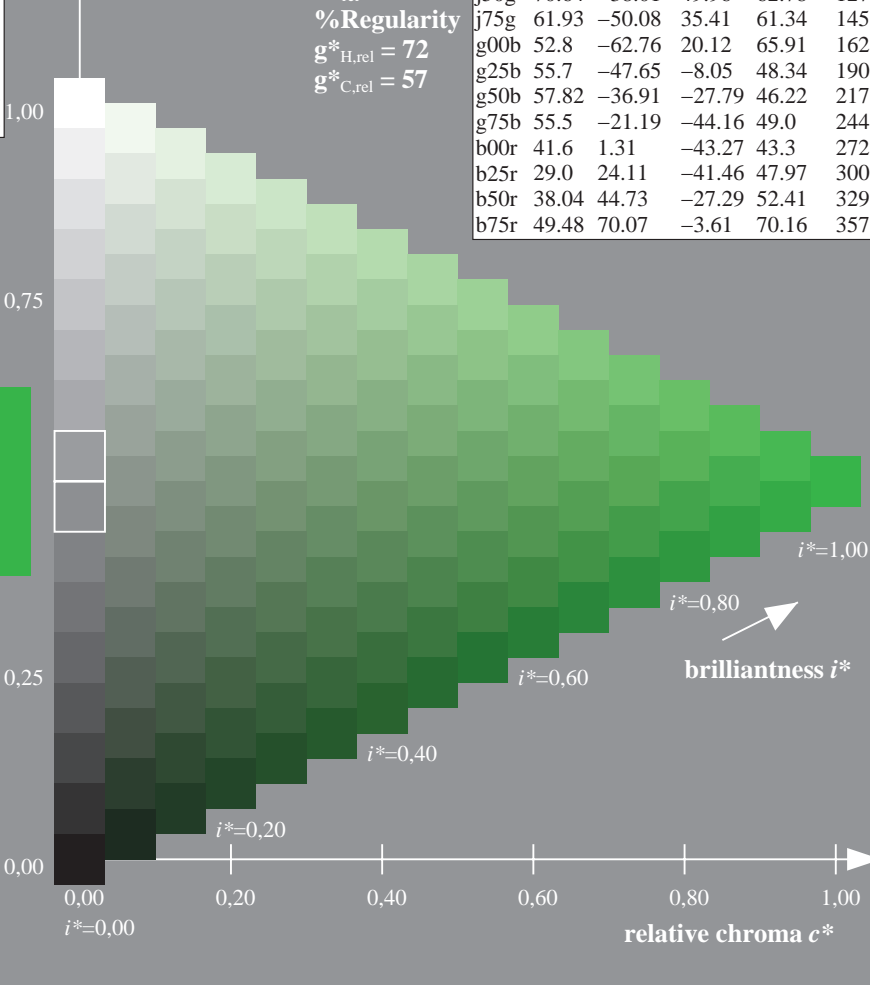
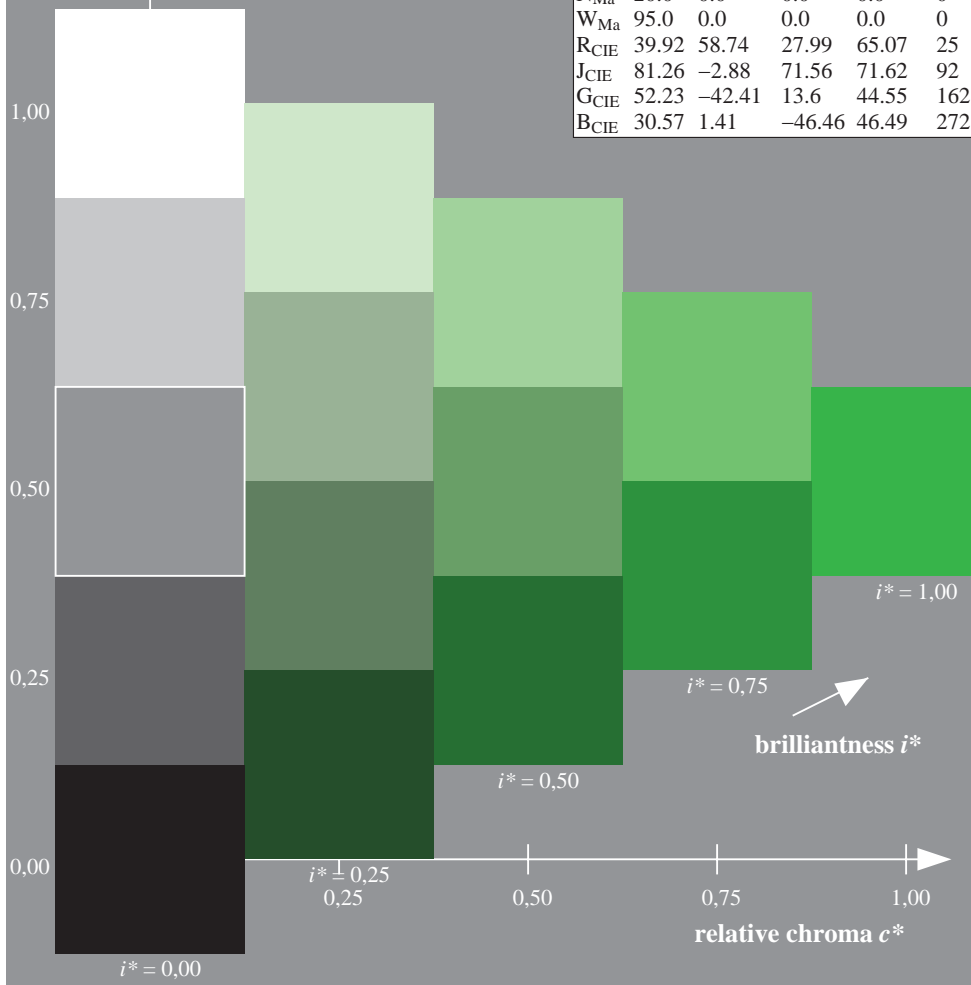
ORS20_95a; adapted (a) CIELAB data					
	$L^*=L^*_a$	a^*_a	b^*_a	$C^*_{ab,a}$	$h^*_{ab,a}$
O _{Ma}	48.75	62.56	37.91	73.15	31
Y _{Ma}	90.92	-9.88	83.88	84.46	97
L _{Ma}	52.69	-62.9	19.95	66.0	162
C _{Ma}	59.61	-27.85	-44.43	52.45	238
V _{Ma}	28.39	22.72	-42.42	48.13	298
M _{Ma}	49.58	71.08	-9.19	71.67	353
N _{Ma}	20.0	0.0	0.0	0.0	0
W _{Ma}	95.0	0.0	0.0	0.0	0
R _{CIE}	39.92	58.74	27.99	65.07	25
J _{CIE}	81.26	-2.88	71.56	71.62	92
G _{CIE}	52.23	-42.41	13.6	44.55	162
B _{CIE}	30.57	1.41	-46.46	46.49	272

Data for maximum colour (Ma):

$LAB^*LAB^*_{Ma}$: 62 -49 35
 $LAB^*LCH^*_{Ma}$: 62 61 145
 $lab^*rgb^*_{Ma}$: 0.25 1.0 0.0
 $lab^*olv^*_{Ma}$: 0.24 1.0 0.0

ORS20_95a; adapted (a) CIELAB data					
	$L^*=L^*_a$	a^*_a	b^*_a	$C^*_{ab,a}$	$h^*_{ab,a}$
r00j	48.88	63.91	30.45	70.79	25
r25j	55.85	50.36	45.65	67.97	42
r50j	65.45	33.86	56.12	65.54	59
r75j	75.19	17.13	66.73	68.89	76
j00g	87.03	-3.21	79.64	79.7	92
j25g	80.72	-24.03	66.82	71.01	110
j50g	70.64	-38.01	49.96	62.78	127
j75g	61.93	-50.08	35.41	61.34	145
g00b	52.8	-62.76	20.12	65.91	162
g25b	55.7	-47.65	-8.05	48.34	190
g50b	57.82	-36.91	-27.79	46.22	217
g75b	55.5	-21.19	-44.16	49.0	244
b00r	41.6	1.31	-43.27	43.3	272
b25r	29.0	24.11	-41.46	47.97	300
b50r	38.04	44.73	-27.29	52.41	329
b75r	49.48	70.07	-3.61	70.16	357

triangle lightness t^*
 %Gamut
 $u^*_{rel} = 83$
 %Regularity
 $g^*_{H,rel} = 72$
 $g^*_{C,rel} = 57$

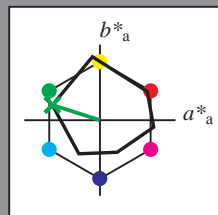


See for similar files: <http://www.ps.bam.de/De99/>; www.ps.bam.de/De.HTM
 Technical information: <http://www.ps.bam.de>
 Version 2.1, io=1,1, ColSpX=1

BAM registration: 20080701-De99/10L/L99E00NP.PS/ .PDF
 application for evaluation and measurement of printer or monitor systems
 BAM material: code=rhadata

Input and output: Colorimetric Printer Reflective System ORS20_95a for relative CIELAB hue $h^* = lab^*h^* = h_{ab}/360 = 162/360 = 0.451$ $u^* = g00b$

data for any colour:
 lab^*tch^* and lab^*icu^*
 elementary hue text:
 $u^* = g00b$
 contrast reduction factor:
 $c_R = 0.96$
 triangle lightness t^*



ORS20_95a; adapted (a) CIELAB data					
	$L^*=L^*_a$	a^*_a	b^*_a	$C^*_{ab,a}$	$h^*_{ab,a}$
O _{Ma}	48.75	62.56	37.91	73.15	31
Y _{Ma}	90.92	-9.88	83.88	84.46	97
L _{Ma}	52.69	-62.9	19.95	66.0	162
C _{Ma}	59.61	-27.85	-44.43	52.45	238
V _{Ma}	28.39	22.72	-42.42	48.13	298
M _{Ma}	49.58	71.08	-9.19	71.67	353
N _{Ma}	20.0	0.0	0.0	0.0	0
W _{Ma}	95.0	0.0	0.0	0.0	0
R _{CIE}	39.92	58.74	27.99	65.07	25
J _{CIE}	81.26	-2.88	71.56	71.62	92
G _{CIE}	52.23	-42.41	13.6	44.55	162
B _{CIE}	30.57	1.41	-46.46	46.49	272

Data for maximum colour (Ma):

$LAB^*LAB^*_{Ma}$: 53 -62 20

$LAB^*LCH^*_{Ma}$: 53 66 162

$lab^*rgb^*_{Ma}$: 0.0 1.0 0.0

$lab^*olv^*_{Ma}$: 0.0 1.0 0.0

triangle lightness t^*

ORS20_95a; adapted (a) CIELAB data					
	$L^*=L^*_a$	a^*_a	b^*_a	$C^*_{ab,a}$	$h^*_{ab,a}$
r00j	48.88	63.91	30.45	70.79	25
r25j	55.85	50.36	45.65	67.97	42
r50j	65.45	33.86	56.12	65.54	59
r75j	75.19	17.13	66.73	68.89	76
j00g	87.03	-3.21	79.64	79.7	92
j25g	80.72	-24.03	66.82	71.01	110
j50g	70.64	-38.01	49.96	62.78	127
j75g	61.93	-50.08	35.41	61.34	145
g00b	52.8	-62.76	20.12	65.91	162
g25b	55.7	-47.65	-8.05	48.34	190
g50b	57.82	-36.91	-27.79	46.22	217
g75b	55.5	-21.19	-44.16	49.0	244
b00r	41.6	1.31	-43.27	43.3	272
b25r	29.0	24.11	-41.46	47.97	300
b50r	38.04	44.73	-27.29	52.41	329
b75r	49.48	70.07	-3.61	70.16	357

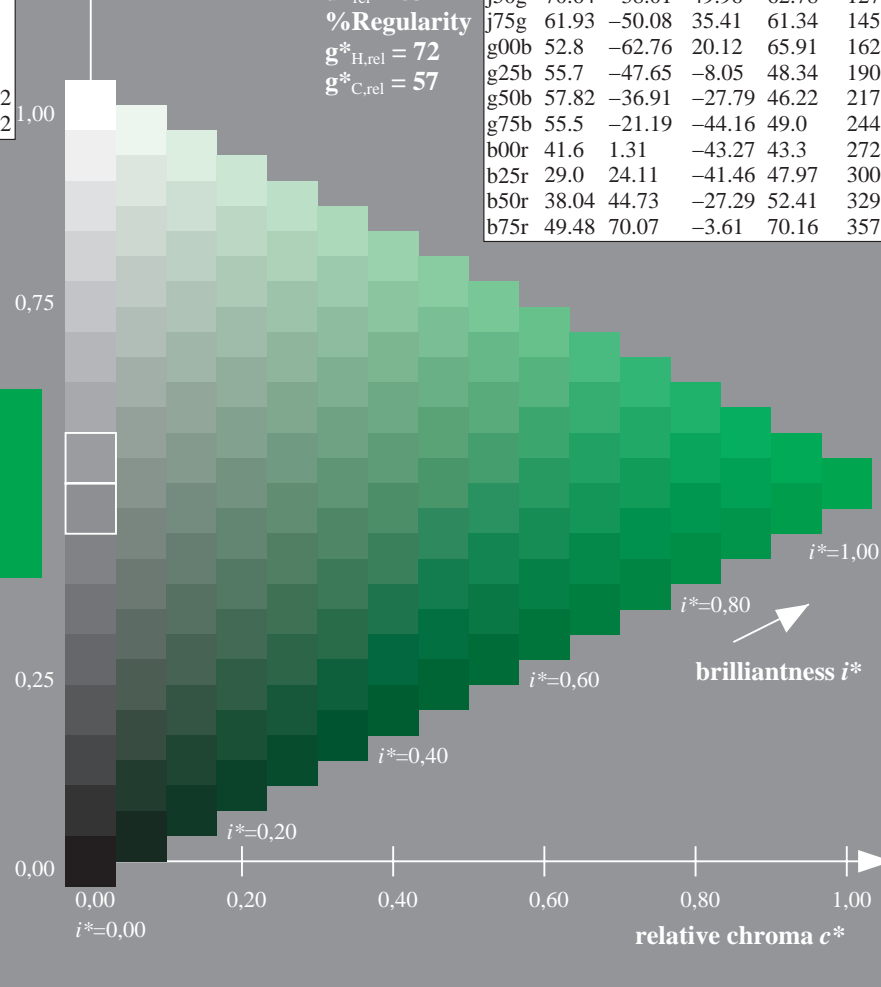
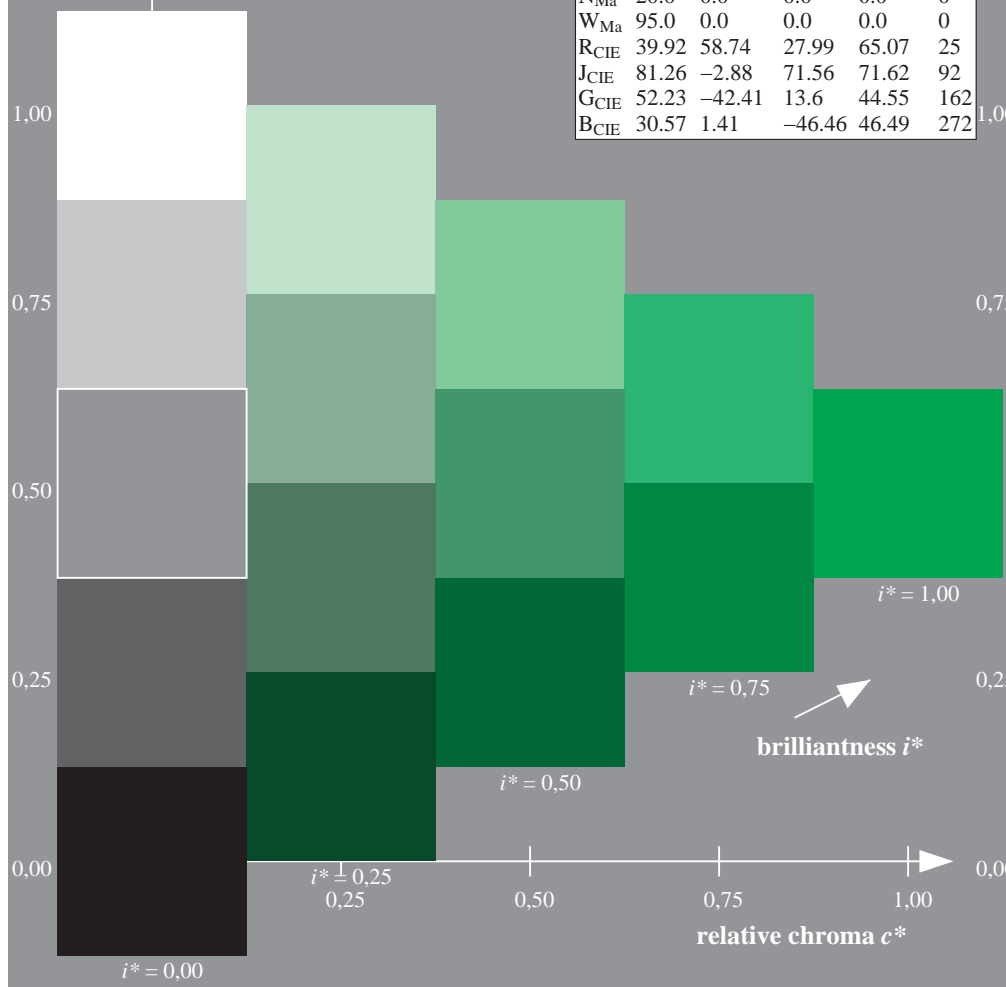
%Gamut

$u^*_{rel} = 83$

%Regularity

$g^*_{H,rel} = 72$

$g^*_{C,rel} = 57$



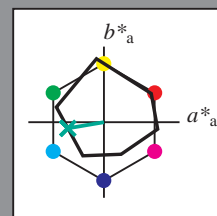
See for similar files: <http://www.ps.bam.de/De99/>; www.ps.bam.de/De99/10L/L99E00NP.PS/ .PDF
 Technical information: <http://www.ps.bam.de> Version 2.1, io=1,1, ColSPx=1

BAM registration: 20080701-De99/10L/L99E00NP.PS/ .PDF BAM material: code=rh4ta
 application for evaluation and measurement of printer or monitor systems

Input and output: Colorimetric Printer Reflective System ORS20_95a for relative CIELAB hue $h^* = lab^*h^* = h_{ab}/360 = 190/360 = 0.527$

$u^* = g25b$

data for any colour:
 lab^*tch^* and lab^*icu^*
 elementary hue text:
 $u^* = g25b$
 contrast reduction factor:
 $c_R = 0.96$
 triangle lightness t^*



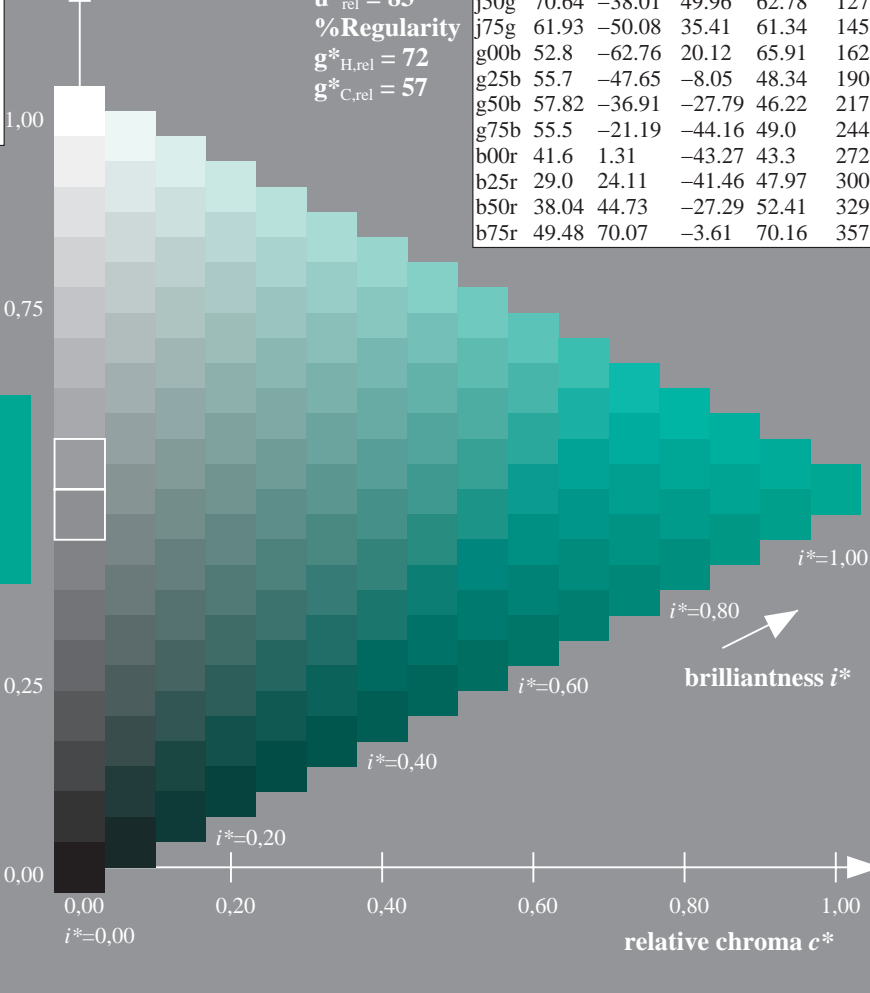
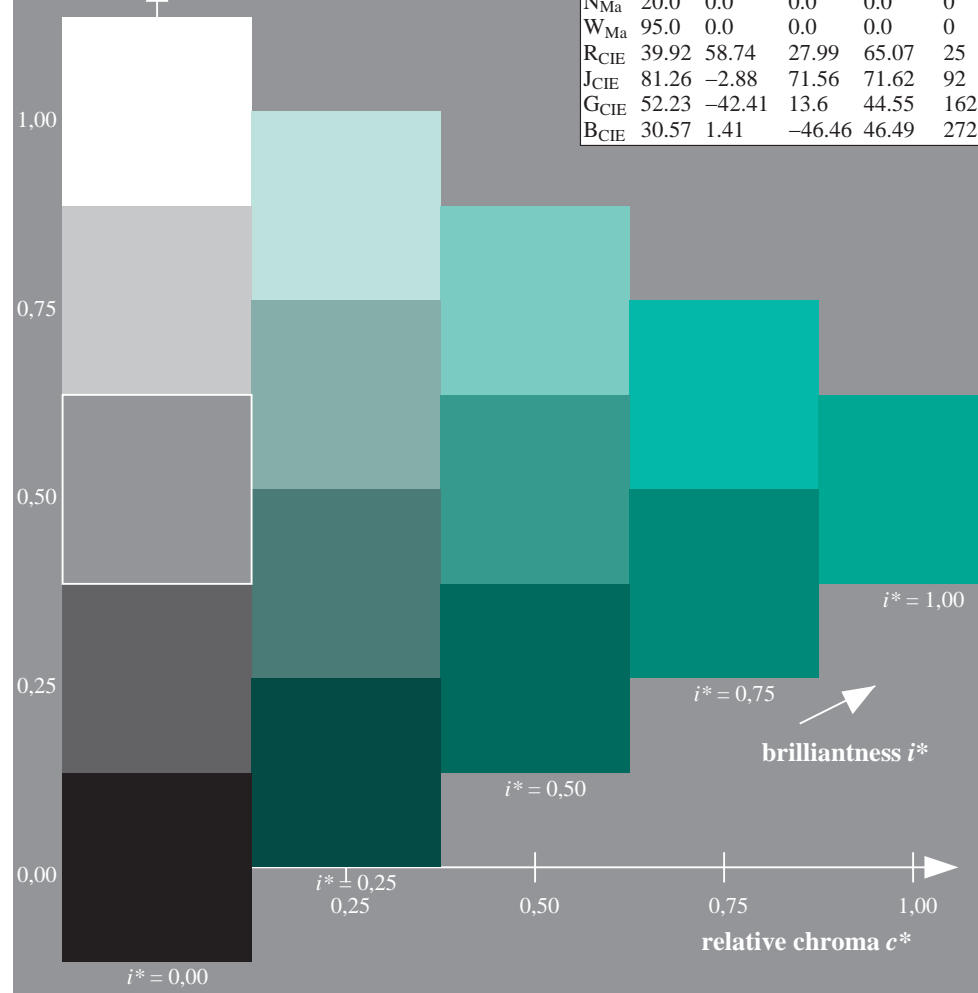
ORS20_95a; adapted (a) CIELAB data					
	$L^*=L^*_a$	a^*_a	b^*_a	$C^*_{ab,a}$	$h^*_{ab,a}$
O _{Ma}	48.75	62.56	37.91	73.15	31
Y _{Ma}	90.92	-9.88	83.88	84.46	97
L _{Ma}	52.69	-62.9	19.95	66.0	162
C _{Ma}	59.61	-27.85	-44.43	52.45	238
V _{Ma}	28.39	22.72	-42.42	48.13	298
M _{Ma}	49.58	71.08	-9.19	71.67	353
N _{Ma}	20.0	0.0	0.0	0.0	0
W _{Ma}	95.0	0.0	0.0	0.0	0
R _{CIE}	39.92	58.74	27.99	65.07	25
J _{CIE}	81.26	-2.88	71.56	71.62	92
G _{CIE}	52.23	-42.41	13.6	44.55	162
B _{CIE}	30.57	1.41	-46.46	46.49	272

Data for maximum colour (Ma):

$LAB^*LAB^*_{Ma}$: 56 -47 -7
 $LAB^*LCH^*_{Ma}$: 56 48 190
 $lab^*rgb^*_{Ma}$: 0.0 1.0 0.5
 $lab^*olv^*_{Ma}$: 0.0 1.0 0.44

ORS20_95a; adapted (a) CIELAB data					
	$L^*=L^*_a$	a^*_a	b^*_a	$C^*_{ab,a}$	$h^*_{ab,a}$
r00j	48.88	63.91	30.45	70.79	25
r25j	55.85	50.36	45.65	67.97	42
r50j	65.45	33.86	56.12	65.54	59
r75j	75.19	17.13	66.73	68.89	76
j00g	87.03	-3.21	79.64	79.7	92
j25g	80.72	-24.03	66.82	71.01	110
j50g	70.64	-38.01	49.96	62.78	127
j75g	61.93	-50.08	35.41	61.34	145
g00b	52.8	-62.76	20.12	65.91	162
g25b	55.7	-47.65	-8.05	48.34	190
g50b	57.82	-36.91	-27.79	46.22	217
g75b	55.5	-21.19	-44.16	49.0	244
b00r	41.6	1.31	-43.27	43.3	272
b25r	29.0	24.11	-41.46	47.97	300
b50r	38.04	44.73	-27.29	52.41	329
b75r	49.48	70.07	-3.61	70.16	357

%Gamut
 $u^*_{rel} = 83$
 %Regularity
 $g^*_{H,rel} = 72$
 $g^*_{C,rel} = 57$



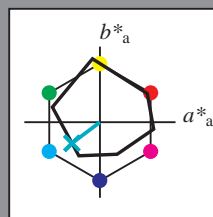
See for similar files: <http://www.ps.bam.de/De99/>; www.ps.bam.de/De99/10L/L99E00NP.PS/
 Technical information: <http://www.ps.bam.de>
 Version 2.1, io=1,1, ColSPx=1

BAM registration: 20080701-De99/10L/L99E00NP.PS/ .PDF
 application for evaluation and measurement of printer or monitor systems
 BAM material: code=rh4ta

Input and output: Colorimetric Printer Reflective System ORS20_95a for relative CIELAB hue $h^* = lab^*h^* = h_{ab}/360 = 217/360 = 0.603$

$u^* = g50b$

data for any colour:
 lab^*tch^* and lab^*icu^*
 elementary hue text:
 $u^* = g50b$
 contrast reduction factor:
 $c_R = 0.96$
 triangle lightness t^*



ORS20_95a; adapted (a) CIELAB data					
	$L^*=L^*_a$	a^*_a	b^*_a	$C^*_{ab,a}$	$h^*_{ab,a}$
O _{Ma}	48.75	62.56	37.91	73.15	31
Y _{Ma}	90.92	-9.88	83.88	84.46	97
L _{Ma}	52.69	-62.9	19.95	66.0	162
C _{Ma}	59.61	-27.85	-44.43	52.45	238
V _{Ma}	28.39	22.72	-42.42	48.13	298
M _{Ma}	49.58	71.08	-9.19	71.67	353
N _{Ma}	20.0	0.0	0.0	0.0	0
W _{Ma}	95.0	0.0	0.0	0.0	0
R _{CIE}	39.92	58.74	27.99	65.07	25
J _{CIE}	81.26	-2.88	71.56	71.62	92
G _{CIE}	52.23	-42.41	13.6	44.55	162
B _{CIE}	30.57	1.41	-46.46	46.49	272

Data for maximum colour (Ma):

$LAB^*LAB^*_{Ma}$: 58 -36 -27

$LAB^*LCH^*_{Ma}$: 58 46 217

$lab^*rgb^*_{Ma}$: 0.0 1.0 1.0

$lab^*olv^*_{Ma}$: 0.0 1.0 0.74

triangle lightness t^*

ORS20_95a; adapted (a) CIELAB data					
	$L^*=L^*_a$	a^*_a	b^*_a	$C^*_{ab,a}$	$h^*_{ab,a}$
r00j	48.88	63.91	30.45	70.79	25
r25j	55.85	50.36	45.65	67.97	42
r50j	65.45	33.86	56.12	65.54	59
r75j	75.19	17.13	66.73	68.89	76
j00g	87.03	-3.21	79.64	79.7	92
j25g	80.72	-24.03	66.82	71.01	110
j50g	70.64	-38.01	49.96	62.78	127
j75g	61.93	-50.08	35.41	61.34	145
g00b	52.8	-62.76	20.12	65.91	162
g25b	55.7	-47.65	-8.05	48.34	190
g50b	57.82	-36.91	-27.79	46.22	217
g75b	55.5	-21.19	-44.16	49.0	244
b00r	41.6	1.31	-43.27	43.3	272
b25r	29.0	24.11	-41.46	47.97	300
b50r	38.04	44.73	-27.29	52.41	329
b75r	49.48	70.07	-3.61	70.16	357

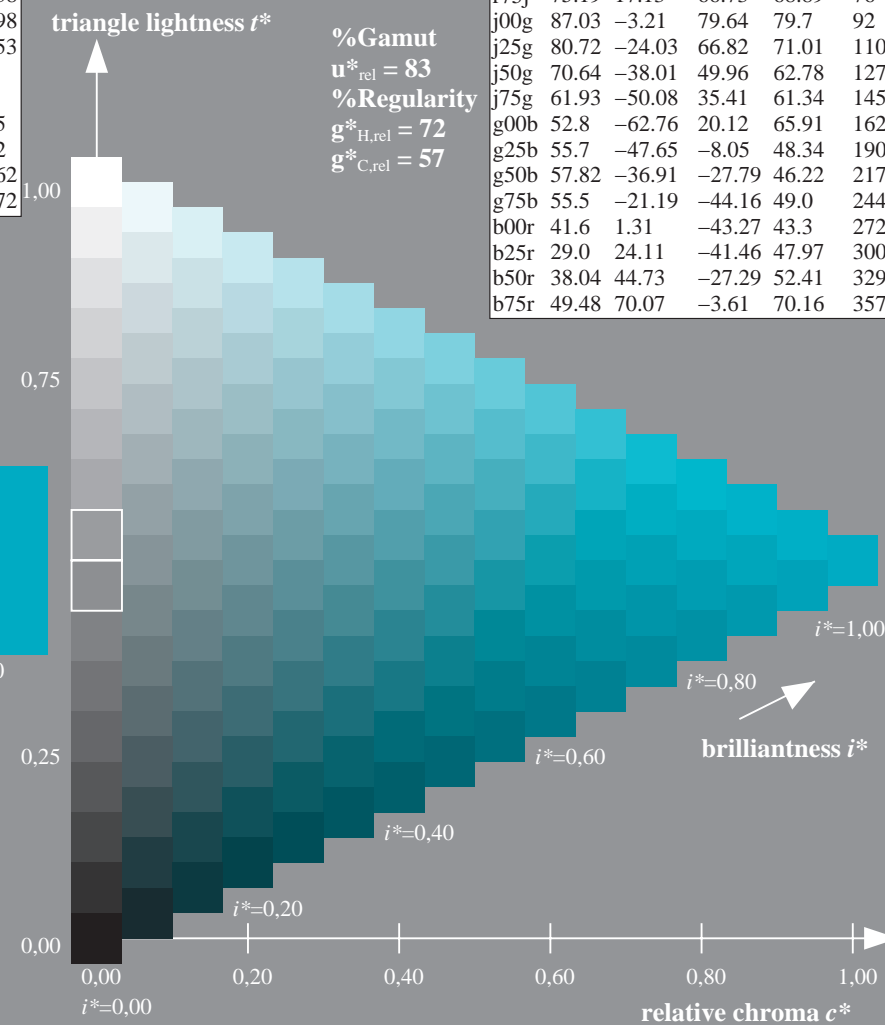
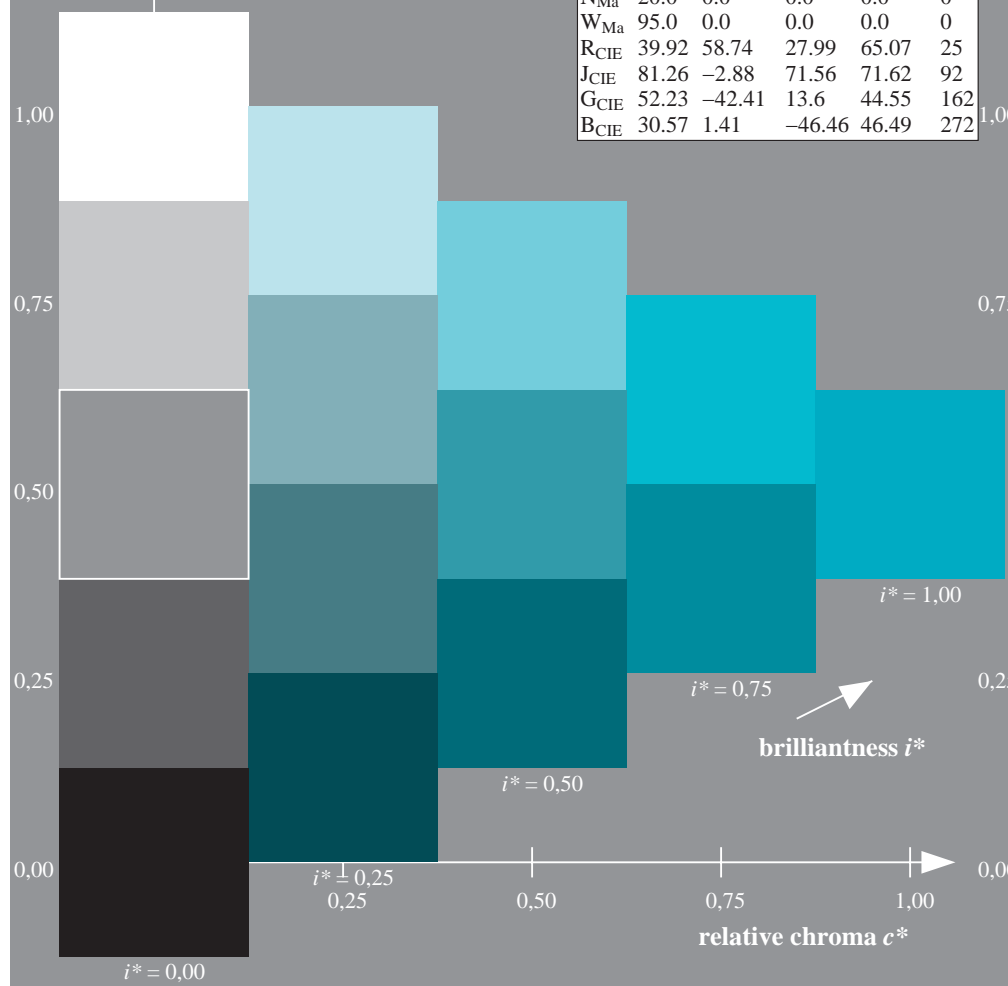
%Gamut

$u^*_{rel} = 83$

%Regularity

$g^*_{H,rel} = 72$

$g^*_{C,rel} = 57$



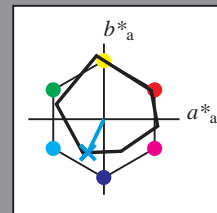
See for similar files: <http://www.ps.bam.de/De99/>; www.ps.bam.de/De.HTM
 Technical information: <http://www.ps.bam.de> Version 2.1, io=1,1, ColSPx=1

BAM registration: 20080701-De99/10L/L99E00NP.PS/ .PDF BAM material: code=rh4ta
 application for evaluation and measurement of printer or monitor systems

Input and output: Colorimetric Printer Reflective System ORS20_95a for relative CIELAB hue $h^* = lab^*h^* = h_{ab}/360 = 244/360 = 0.679$

$u^* = g75b$

data for any colour:
 lab^*tch^* and lab^*icu^*
 elementary hue text:
 $u^* = g75b$
 contrast reduction factor:
 $c_R = 0.96$
 triangle lightness t^*



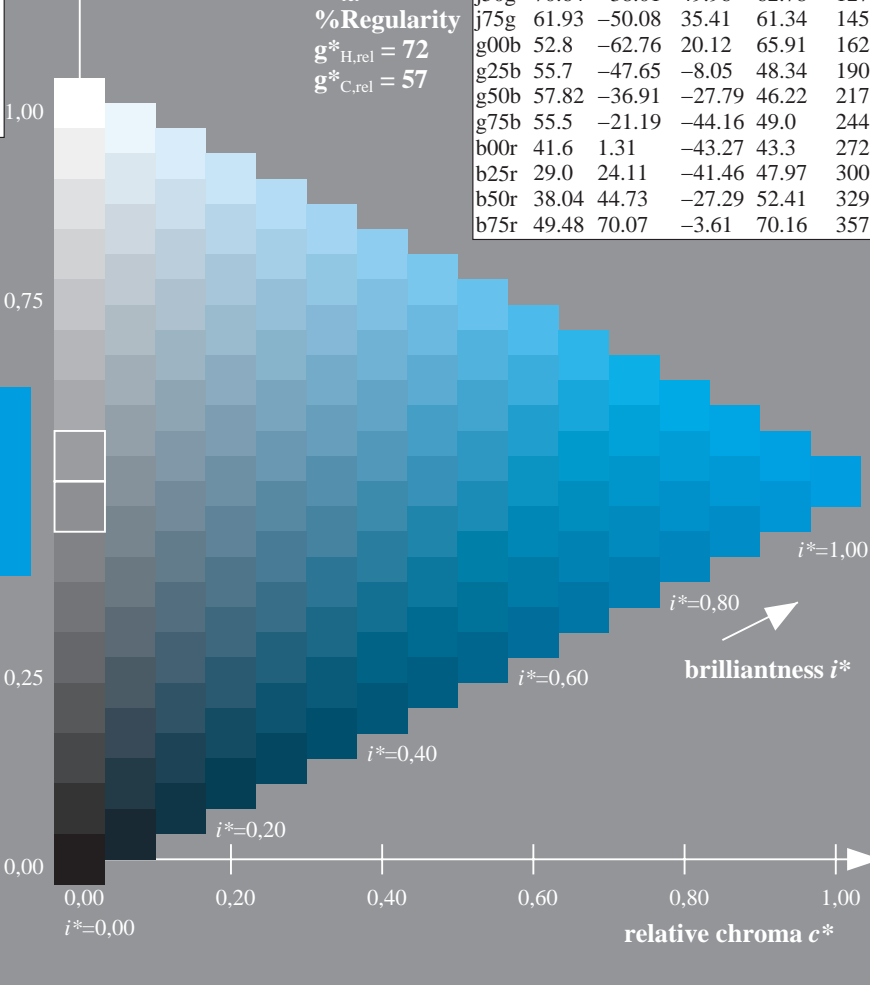
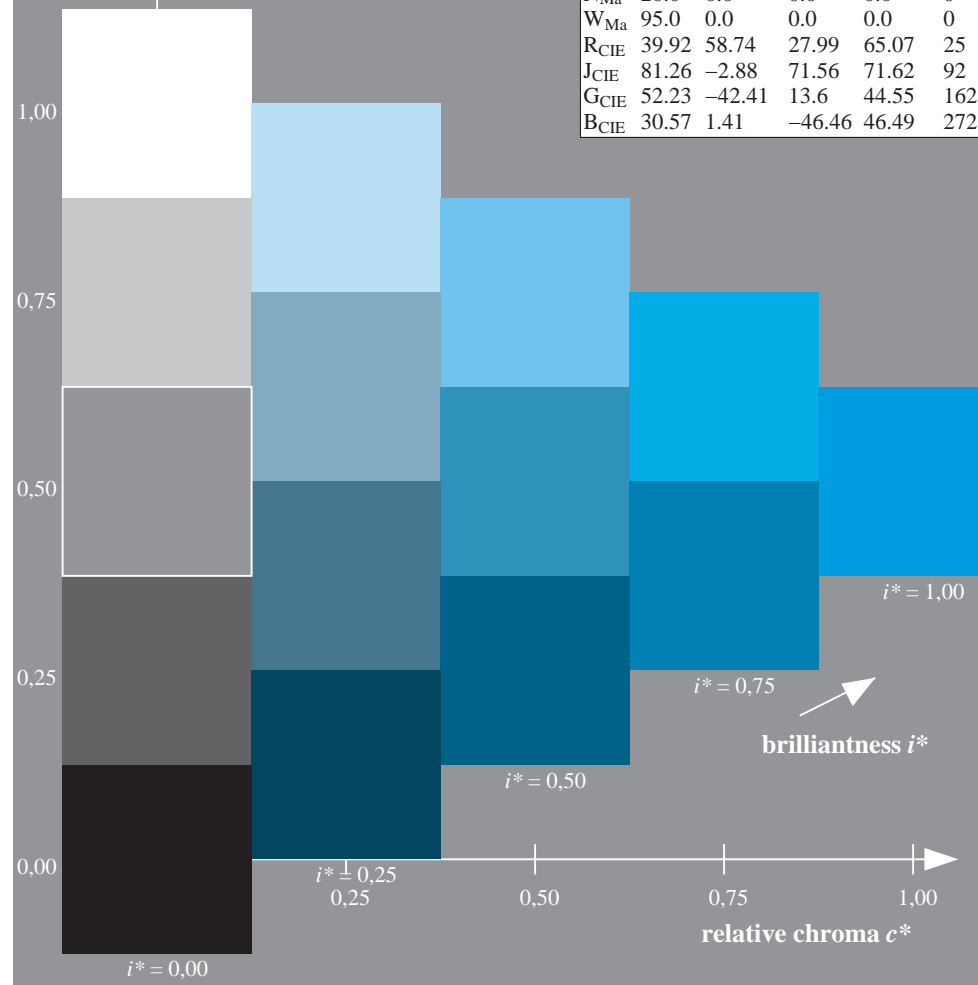
ORS20_95a; adapted (a) CIELAB data					
	$L^*=L^*_a$	a^*_a	b^*_a	$C^*_{ab,a}$	$h^*_{ab,a}$
O _{Ma}	48.75	62.56	37.91	73.15	31
Y _{Ma}	90.92	-9.88	83.88	84.46	97
L _{Ma}	52.69	-62.9	19.95	66.0	162
C _{Ma}	59.61	-27.85	-44.43	52.45	238
V _{Ma}	28.39	22.72	-42.42	48.13	298
M _{Ma}	49.58	71.08	-9.19	71.67	353
N _{Ma}	20.0	0.0	0.0	0.0	0
W _{Ma}	95.0	0.0	0.0	0.0	0
R _{CIE}	39.92	58.74	27.99	65.07	25
J _{CIE}	81.26	-2.88	71.56	71.62	92
G _{CIE}	52.23	-42.41	13.6	44.55	162
B _{CIE}	30.57	1.41	-46.46	46.49	272

Data for maximum colour (Ma):

$LAB^*LAB^*_{Ma}$: 55 -20 -43
 $LAB^*LCH^*_{Ma}$: 55 49 244
 $lab^*rgb^*_{Ma}$: 0.0 0.5 1.0
 $lab^*olv^*_{Ma}$: 0.0 0.87 1.0

ORS20_95a; adapted (a) CIELAB data					
	$L^*=L^*_a$	a^*_a	b^*_a	$C^*_{ab,a}$	$h^*_{ab,a}$
r00j	48.88	63.91	30.45	70.79	25
r25j	55.85	50.36	45.65	67.97	42
r50j	65.45	33.86	56.12	65.54	59
r75j	75.19	17.13	66.73	68.89	76
j00g	87.03	-3.21	79.64	79.7	92
j25g	80.72	-24.03	66.82	71.01	110
j50g	70.64	-38.01	49.96	62.78	127
j75g	61.93	-50.08	35.41	61.34	145
g00b	52.8	-62.76	20.12	65.91	162
g25b	55.7	-47.65	-8.05	48.34	190
g50b	57.82	-36.91	-27.79	46.22	217
g75b	55.5	-21.19	-44.16	49.0	244
b00r	41.6	1.31	-43.27	43.3	272
b25r	29.0	24.11	-41.46	47.97	300
b50r	38.04	44.73	-27.29	52.41	329
b75r	49.48	70.07	-3.61	70.16	357

%Gamut
 $u^*_{rel} = 83$
 %Regularity
 $g^*_{H,rel} = 72$
 $g^*_{C,rel} = 57$



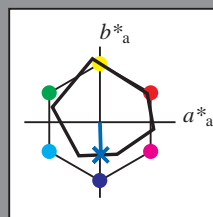
See for similar files: <http://www.ps.bam.de/De99/>; www.ps.bam.de/De.HTM
 Technical information: <http://www.ps.bam.de> Version 2.1, io=1,1, ColSPx=1

BAM registration: 20080701-De99/10L/L99E00NP.PS/ .PDF BAM material: code=rhadata
 application for evaluation and measurement of printer or monitor systems

Input and output: Colorimetric Printer Reflective System ORS20_95a for relative CIELAB hue $h^* = lab^*h^* = h_{ab}/360 = 272/360 = 0.755$

$u^* = b00r$

data for any colour:
 lab^*tch^* and lab^*icu^*
 elementary hue text:
 $u^* = b00r$
 contrast reduction factor:
 $c_R = 0.96$
 triangle lightness t^*



ORS20_95a; adapted (a) CIELAB data					
	$L^*=L^*_a$	a^*_a	b^*_a	$C^*_{ab,a}$	$h^*_{ab,a}$
O _{Ma}	48.75	62.56	37.91	73.15	31
Y _{Ma}	90.92	-9.88	83.88	84.46	97
L _{Ma}	52.69	-62.9	19.95	66.0	162
C _{Ma}	59.61	-27.85	-44.43	52.45	238
V _{Ma}	28.39	22.72	-42.42	48.13	298
M _{Ma}	49.58	71.08	-9.19	71.67	353
N _{Ma}	20.0	0.0	0.0	0.0	0
W _{Ma}	95.0	0.0	0.0	0.0	0
R _{CIE}	39.92	58.74	27.99	65.07	25
J _{CIE}	81.26	-2.88	71.56	71.62	92
G _{CIE}	52.23	-42.41	13.6	44.55	162
B _{CIE}	30.57	1.41	-46.46	46.49	272

Data for maximum colour (Ma):

$LAB^*LAB^*_{Ma}$: 42 1 -42

$LAB^*LCH^*_{Ma}$: 42 43 272

$lab^*rgb^*_{Ma}$: 0.0 0.0 1.0

$lab^*olv^*_{Ma}$: 0.0 0.42 1.0

ORS20_95a; adapted (a) CIELAB data					
	$L^*=L^*_a$	a^*_a	b^*_a	$C^*_{ab,a}$	$h^*_{ab,a}$
r00j	48.88	63.91	30.45	70.79	25
r25j	55.85	50.36	45.65	67.97	42
r50j	65.45	33.86	56.12	65.54	59
r75j	75.19	17.13	66.73	68.89	76
j00g	87.03	-3.21	79.64	79.7	92
j25g	80.72	-24.03	66.82	71.01	110
j50g	70.64	-38.01	49.96	62.78	127
j75g	61.93	-50.08	35.41	61.34	145
g00b	52.8	-62.76	20.12	65.91	162
g25b	55.7	-47.65	-8.05	48.34	190
g50b	57.82	-36.91	-27.79	46.22	217
g75b	55.5	-21.19	-44.16	49.0	244
b00r	41.6	1.31	-43.27	43.3	272
b25r	29.0	24.11	-41.46	47.97	300
b50r	38.04	44.73	-27.29	52.41	329
b75r	49.48	70.07	-3.61	70.16	357

triangle lightness t^*

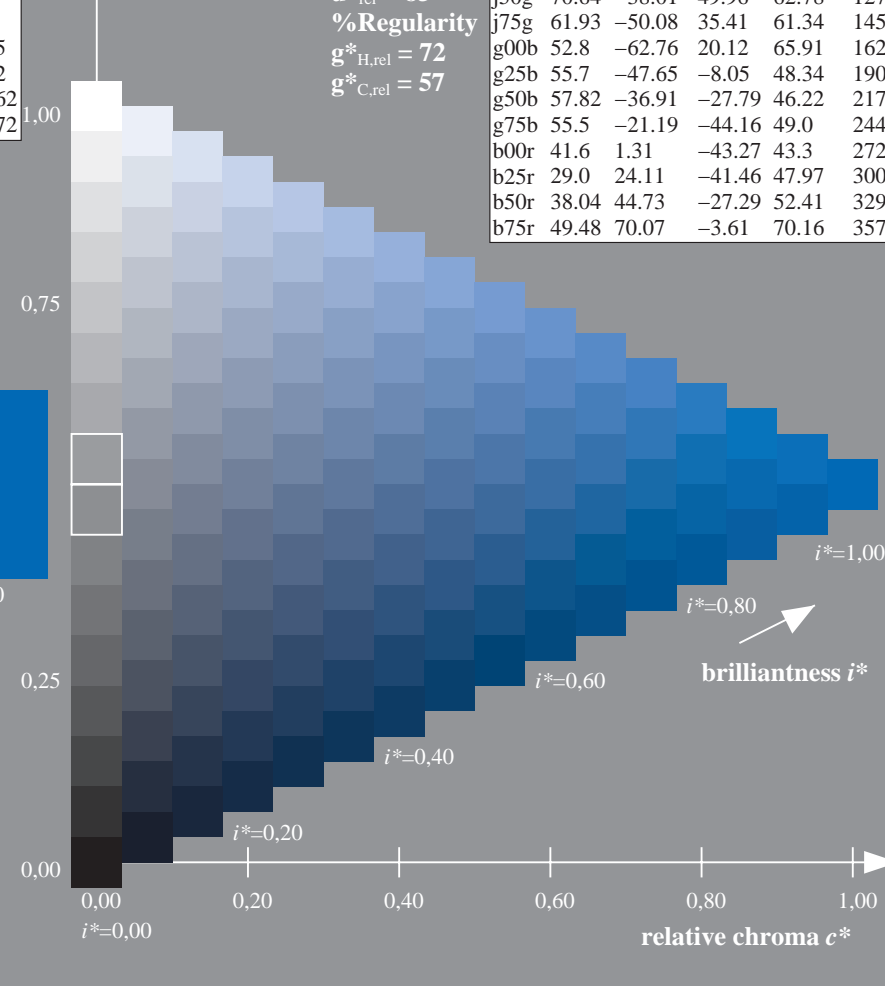
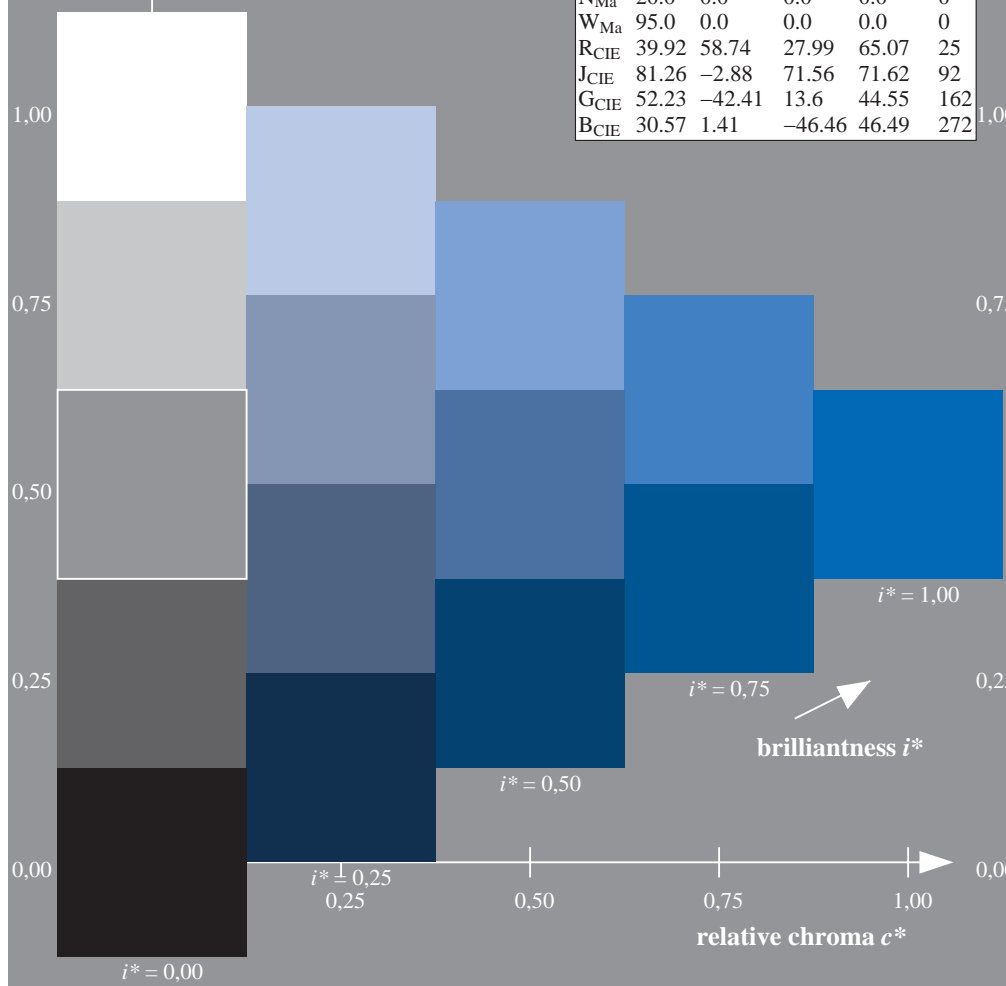
%Gamut

$u^*_{rel} = 83$

%Regularity

$g^*_{H,rel} = 72$

$g^*_{C,rel} = 57$



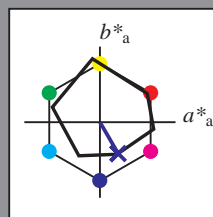
See for similar files: <http://www.ps.bam.de/De99/>; www.ps.bam.de/De99/10L/L99E00NP.PS/.PDF
 Technical information: <http://www.ps.bam.de> Version 2.1, io=1,1, ColSPX=1

BAM registration: 20080701-De99/10L/L99E00NP.PS/ .PDF BAM material: code=rh4ta
 application for evaluation and measurement of printer or monitor systems

Input and output: Colorimetric Printer Reflective System ORS20_95a for relative CIELAB hue $h^* = lab^*h^* = h_{ab}/360 = 300/360 = 0.834$

$u^* = b25r$

data for any colour:
 lab^*tch^* and lab^*icu^*
 elementary hue text:
 $u^* = b25r$
 contrast reduction factor:
 $c_R = 0.96$
 triangle lightness t^*



ORS20_95a; adapted (a) CIELAB data					
	$L^*=L^*_a$	a^*_a	b^*_a	$C^*_{ab,a}$	$h^*_{ab,a}$
O _{Ma}	48.75	62.56	37.91	73.15	31
Y _{Ma}	90.92	-9.88	83.88	84.46	97
L _{Ma}	52.69	-62.9	19.95	66.0	162
C _{Ma}	59.61	-27.85	-44.43	52.45	238
V _{Ma}	28.39	22.72	-42.42	48.13	298
M _{Ma}	49.58	71.08	-9.19	71.67	353
N _{Ma}	20.0	0.0	0.0	0.0	0
W _{Ma}	95.0	0.0	0.0	0.0	0
R _{CIE}	39.92	58.74	27.99	65.07	25
J _{CIE}	81.26	-2.88	71.56	71.62	92
G _{CIE}	52.23	-42.41	13.6	44.55	162
B _{CIE}	30.57	1.41	-46.46	46.49	272

Data for maximum colour (Ma):

$LAB^*LAB^*_{Ma}$: 29 24 -40

$LAB^*LCH^*_{Ma}$: 29 48 300

$lab^*rgb^*_{Ma}$: 0.5 0.0 1.0

$lab^*olv^*_{Ma}$: 0.03 0.0 1.0

ORS20_95a; adapted (a) CIELAB data					
	$L^*=L^*_a$	a^*_a	b^*_a	$C^*_{ab,a}$	$h^*_{ab,a}$
r00j	48.88	63.91	30.45	70.79	25
r25j	55.85	50.36	45.65	67.97	42
r50j	65.45	33.86	56.12	65.54	59
r75j	75.19	17.13	66.73	68.89	76
j00g	87.03	-3.21	79.64	79.7	92
j25g	80.72	-24.03	66.82	71.01	110
j50g	70.64	-38.01	49.96	62.78	127
j75g	61.93	-50.08	35.41	61.34	145
g00b	52.8	-62.76	20.12	65.91	162
g25b	55.7	-47.65	-8.05	48.34	190
g50b	57.82	-36.91	-27.79	46.22	217
g75b	55.5	-21.19	-44.16	49.0	244
b00r	41.6	1.31	-43.27	43.3	272
b25r	29.0	24.11	-41.46	47.97	300
b50r	38.04	44.73	-27.29	52.41	329
b75r	49.48	70.07	-3.61	70.16	357

triangle lightness t^*

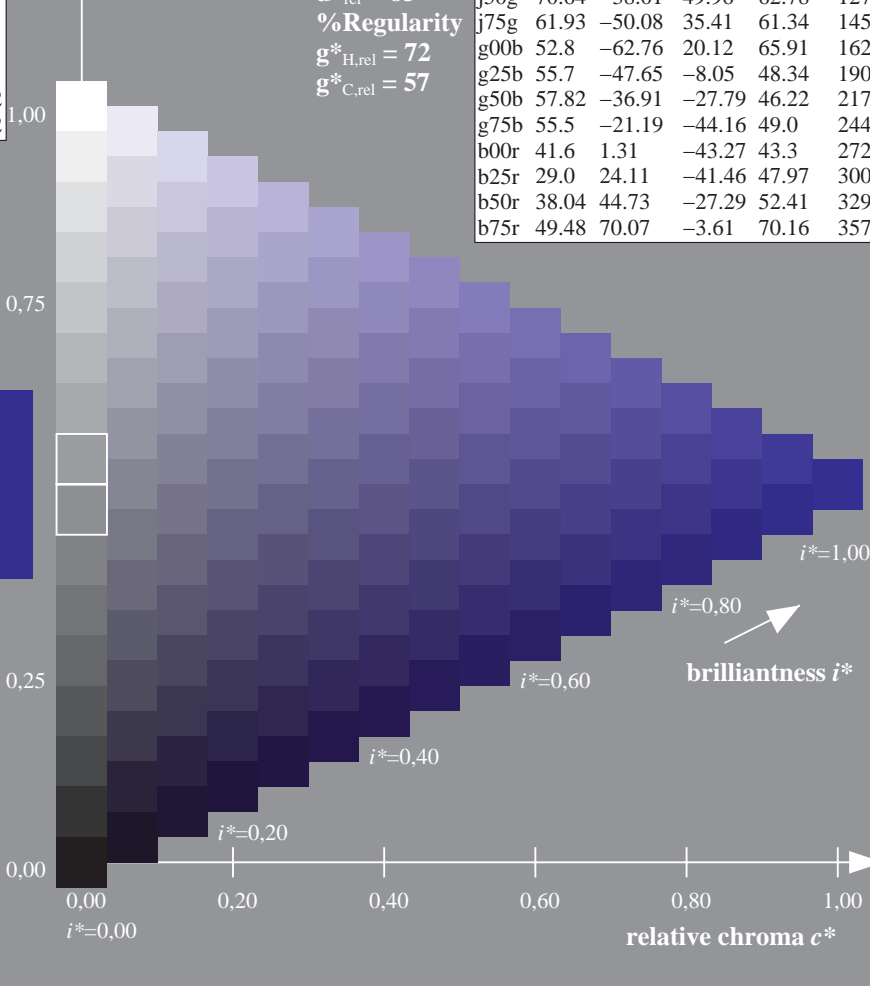
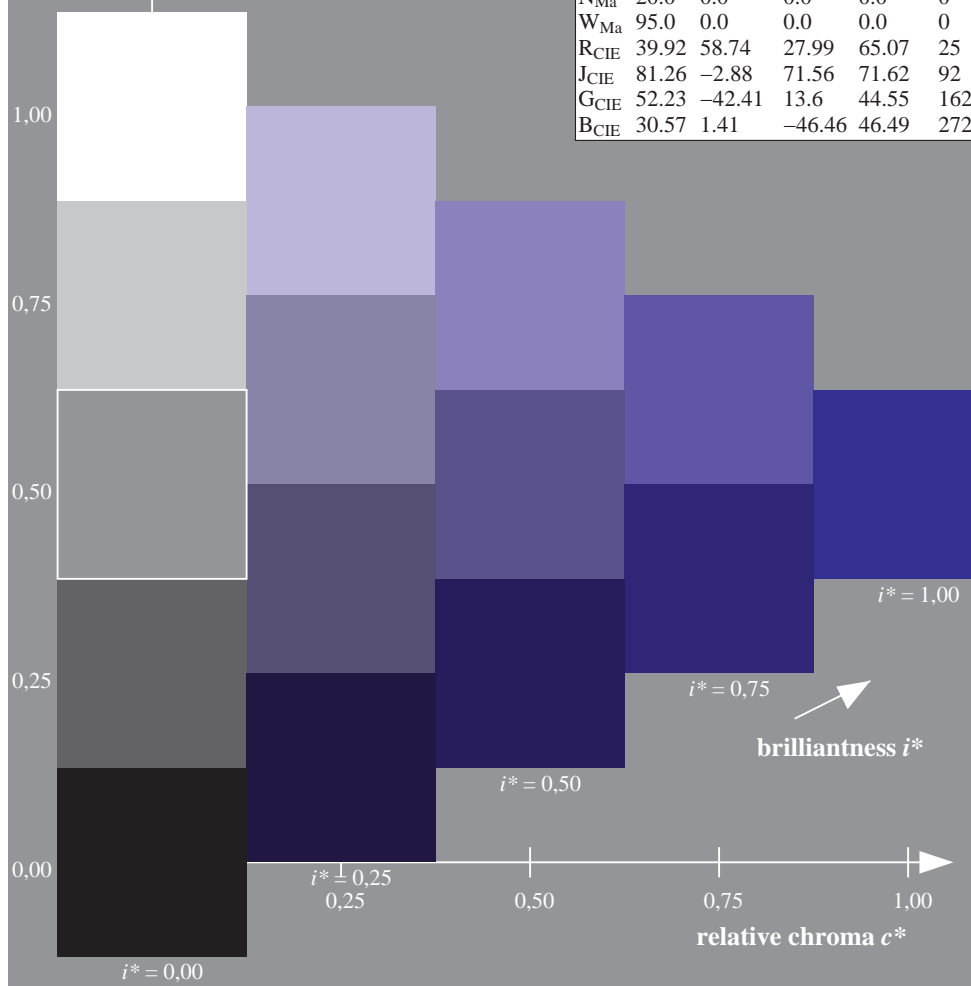
%Gamut

$u^*_{rel} = 83$

%Regularity

$g^*_{H,rel} = 72$

$g^*_{C,rel} = 57$



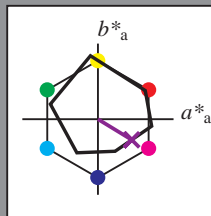
See for similar files: <http://www.ps.bam.de/De99/>; www.ps.bam.de/De99/10L/L99E00NP.PS/ .PDF
 Technical information: <http://www.ps.bam.de> Version 2.1, io=1,1, ColSpX=1

BAM registration: 20080701-De99/10L/L99E00NP.PS/ .PDF BAM material: code=rh4ta
 application for evaluation and measurement of printer or monitor systems

Input and output: Colorimetric Printer Reflective System ORS20_95a for relative CIELAB hue $h^* = lab^*h^* = h_{ab}/360 = 329/360 = 0.913$

$u^* = b50r$

data for any colour:
 lab^*tch^* and lab^*icu^*
 elementary hue text:
 $u^* = b50r$
 contrast reduction factor:
 $c_R = 0.96$
 triangle lightness t^*



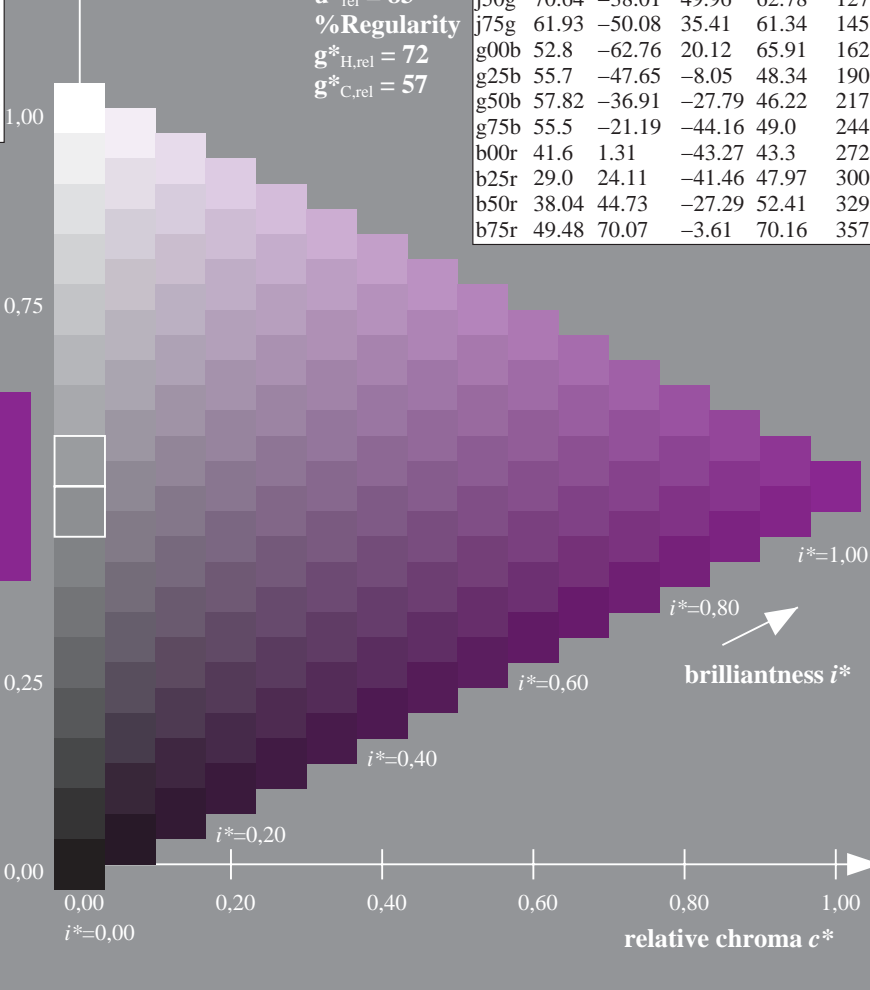
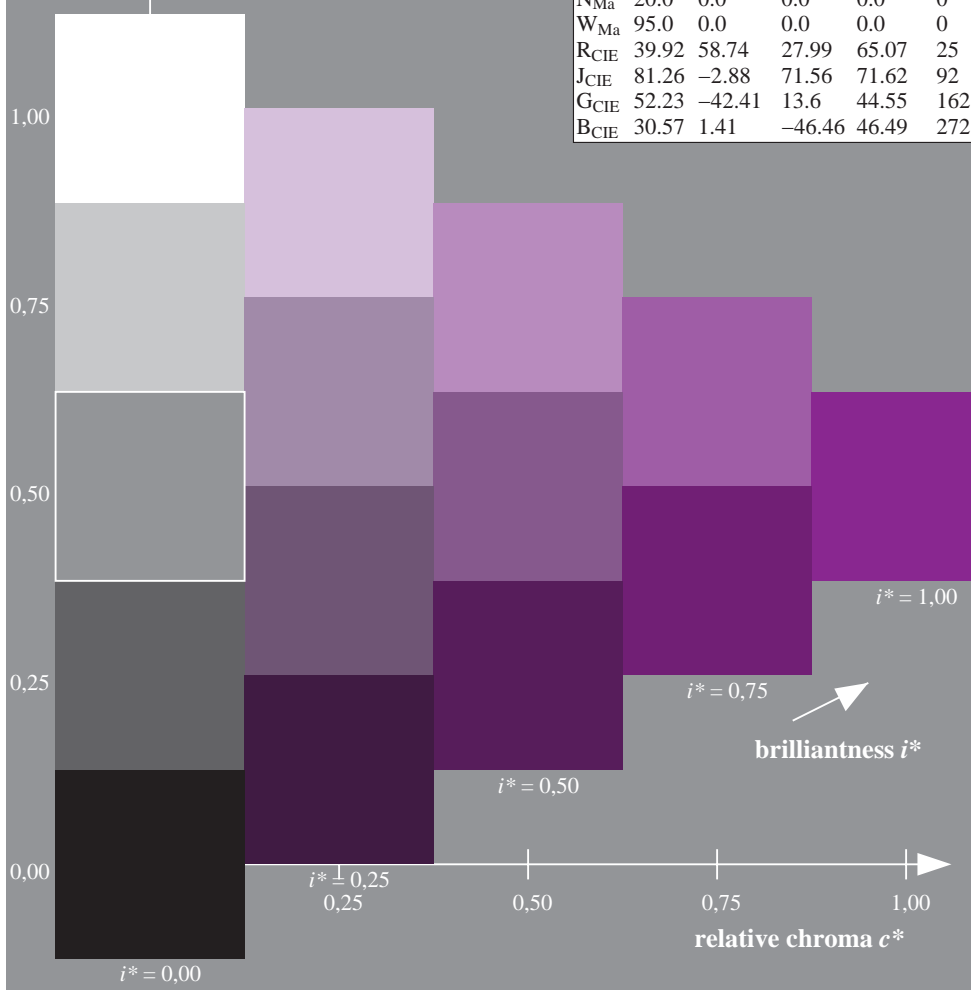
ORS20_95a; adapted (a) CIELAB data					
	$L^*=L^*_a$	a^*_a	b^*_a	$C^*_{ab,a}$	$h^*_{ab,a}$
O _{Ma}	48.75	62.56	37.91	73.15	31
Y _{Ma}	90.92	-9.88	83.88	84.46	97
L _{Ma}	52.69	-62.9	19.95	66.0	162
C _{Ma}	59.61	-27.85	-44.43	52.45	238
V _{Ma}	28.39	22.72	-42.42	48.13	298
M _{Ma}	49.58	71.08	-9.19	71.67	353
N _{Ma}	20.0	0.0	0.0	0.0	0
W _{Ma}	95.0	0.0	0.0	0.0	0
R _{CIE}	39.92	58.74	27.99	65.07	25
J _{CIE}	81.26	-2.88	71.56	71.62	92
G _{CIE}	52.23	-42.41	13.6	44.55	162
B _{CIE}	30.57	1.41	-46.46	46.49	272

Data for maximum colour (Ma):

$LAB^*LAB^*_{Ma}$: 38 45 -26
 $LAB^*LCH^*_{Ma}$: 38 52 329
 $lab^*rgb^*_{Ma}$: 1.0 0.0 1.0
 $lab^*olv^*_{Ma}$: 0.46 0.0 1.0

ORS20_95a; adapted (a) CIELAB data					
	$L^*=L^*_a$	a^*_a	b^*_a	$C^*_{ab,a}$	$h^*_{ab,a}$
r00j	48.88	63.91	30.45	70.79	25
r25j	55.85	50.36	45.65	67.97	42
r50j	65.45	33.86	56.12	65.54	59
r75j	75.19	17.13	66.73	68.89	76
j00g	87.03	-3.21	79.64	79.7	92
j25g	80.72	-24.03	66.82	71.01	110
j50g	70.64	-38.01	49.96	62.78	127
j75g	61.93	-50.08	35.41	61.34	145
g00b	52.8	-62.76	20.12	65.91	162
g25b	55.7	-47.65	-8.05	48.34	190
g50b	57.82	-36.91	-27.79	46.22	217
g75b	55.5	-21.19	-44.16	49.0	244
b00r	41.6	1.31	-43.27	43.3	272
b25r	29.0	24.11	-41.46	47.97	300
b50r	38.04	44.73	-27.29	52.41	329
b75r	49.48	70.07	-3.61	70.16	357

triangle lightness t^*
 %Gamut
 $u^*_{rel} = 83$
 %Regularity
 $g^*_{H,rel} = 72$
 $g^*_{C,rel} = 57$



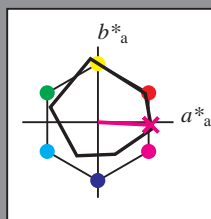
See for similar files: <http://www.ps.bam.de/De99/>; www.ps.bam.de/De99/10L/L99E00NP.PS/ .PDF
 Technical information: <http://www.ps.bam.de> Version 2.1, io=1,1, ColSPX=1

BAM registration: 20080701-De99/10L/L99E00NP.PS/ .PDF
 application for evaluation and measurement of printer or monitor systems
 BAM material: code=rhadata

Input and output: Colorimetric Printer Reflective System ORS20_95a for relative CIELAB hue $h^* = lab^*h^* = h_{ab}/360 = 357/360 = 0.992$

$u^* = b75r$

data for any colour:
 lab^*tch^* and lab^*icu^*
 elementary hue text:
 $u^* = b75r$
 contrast reduction factor:
 $c_R = 0.96$
 triangle lightness t^*



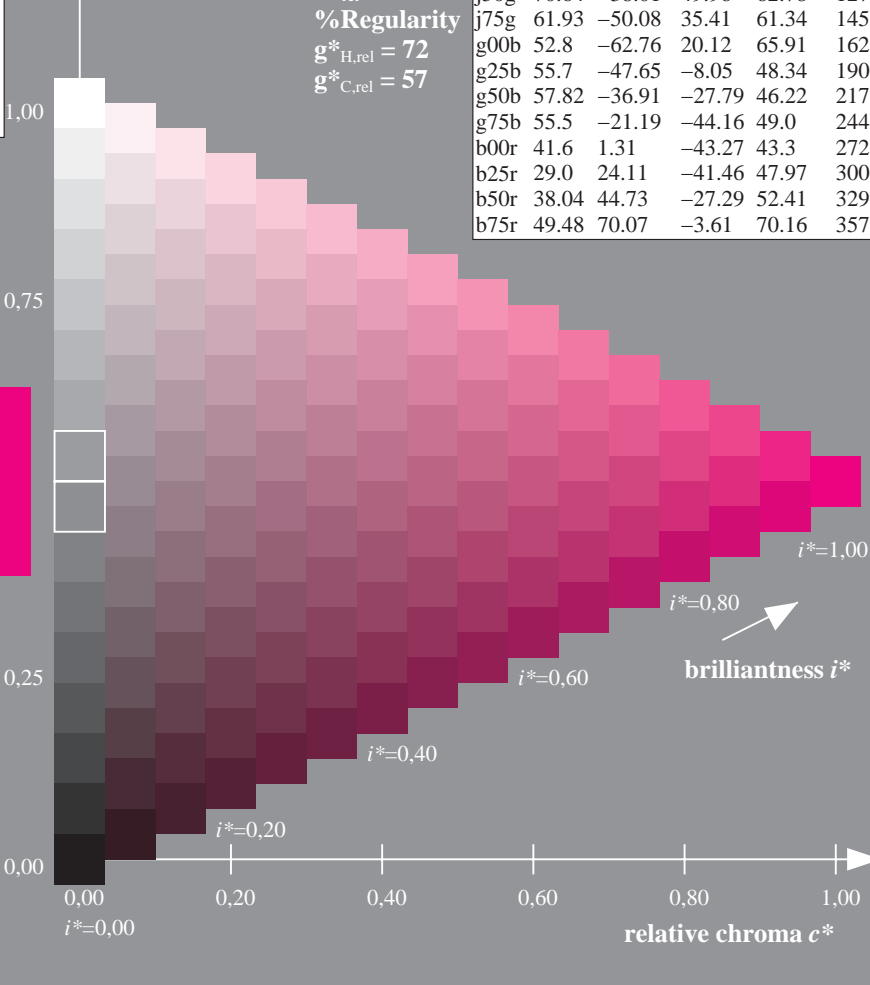
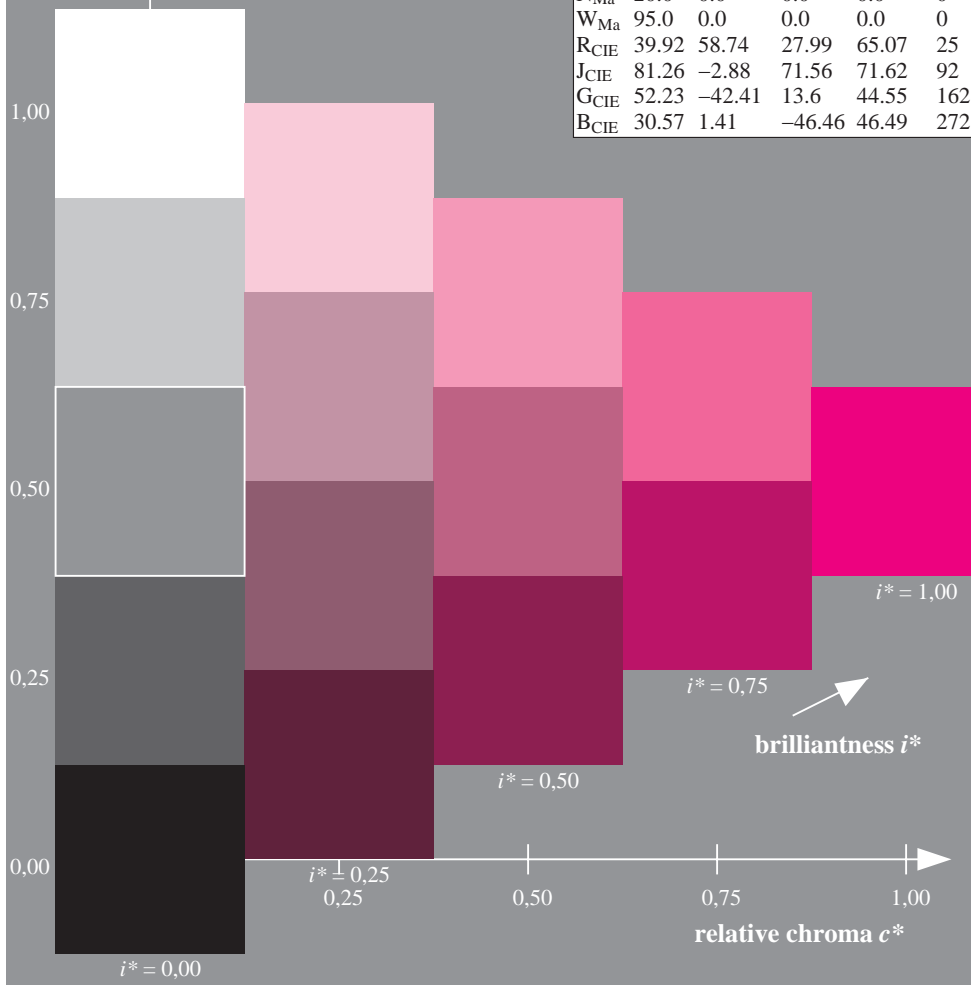
ORS20_95a; adapted (a) CIELAB data					
	$L^*=L^*_a$	a^*_a	b^*_a	$C^*_{ab,a}$	$h^*_{ab,a}$
O _{Ma}	48.75	62.56	37.91	73.15	31
Y _{Ma}	90.92	-9.88	83.88	84.46	97
L _{Ma}	52.69	-62.9	19.95	66.0	162
C _{Ma}	59.61	-27.85	-44.43	52.45	238
V _{Ma}	28.39	22.72	-42.42	48.13	298
M _{Ma}	49.58	71.08	-9.19	71.67	353
N _{Ma}	20.0	0.0	0.0	0.0	0
W _{Ma}	95.0	0.0	0.0	0.0	0
R _{CIE}	39.92	58.74	27.99	65.07	25
J _{CIE}	81.26	-2.88	71.56	71.62	92
G _{CIE}	52.23	-42.41	13.6	44.55	162
B _{CIE}	30.57	1.41	-46.46	46.49	272

Data for maximum colour (Ma):

$LAB^*LAB^*_{Ma}$: 49 70 -3
 $LAB^*LCH^*_{Ma}$: 49 70 357
 $lab^*rgb^*_{Ma}$: 1.0 0.0 0.5
 $lab^*olv^*_{Ma}$: 1.0 0.0 0.88

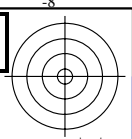
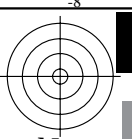
ORS20_95a; adapted (a) CIELAB data					
	$L^*=L^*_a$	a^*_a	b^*_a	$C^*_{ab,a}$	$h^*_{ab,a}$
r00j	48.88	63.91	30.45	70.79	25
r25j	55.85	50.36	45.65	67.97	42
r50j	65.45	33.86	56.12	65.54	59
r75j	75.19	17.13	66.73	68.89	76
j00g	87.03	-3.21	79.64	79.7	92
j25g	80.72	-24.03	66.82	71.01	110
j50g	70.64	-38.01	49.96	62.78	127
j75g	61.93	-50.08	35.41	61.34	145
g00b	52.8	-62.76	20.12	65.91	162
g25b	55.7	-47.65	-8.05	48.34	190
g50b	57.82	-36.91	-27.79	46.22	217
g75b	55.5	-21.19	-44.16	49.0	244
b00r	41.6	1.31	-43.27	43.3	272
b25r	29.0	24.11	-41.46	47.97	300
b50r	38.04	44.73	-27.29	52.41	329
b75r	49.48	70.07	-3.61	70.16	357

triangle lightness t^*
 %Gamut
 $u^*_{rel} = 83$
 %Regularity
 $g^*_{H,rel} = 72$
 $g^*_{C,rel} = 57$



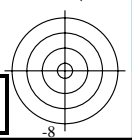
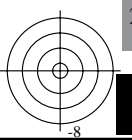

See for similar files: <http://www.ps.bam.de/De99/>; www.ps.bam.de/De/HTM
 Technical information: <http://www.ps.bam.de> Version 2.1, io=1,1, ColSPX=1

BAM registration: 20080701-De99/10L/L99E00NP.PS/ .PDF BAM material: code=rhadata
 application for evaluation and measurement of printer or monitor systems



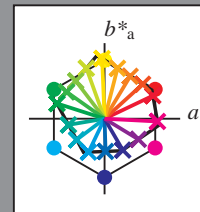
See for similar files: <http://www.ps.bam.de/De99/>; www.ps.bam.de/De99/10L/L99E00NP.PS/ .PDF
Technical information: <http://www.ps.bam.de> Version 2.1, io=1,1, ColSpX=1

BAM registration: 20080701-De99/10L/L99E00NP.PS/ .PDF BAM material: code=rh4ta
application for evaluation and measurement of printer or monitor systems



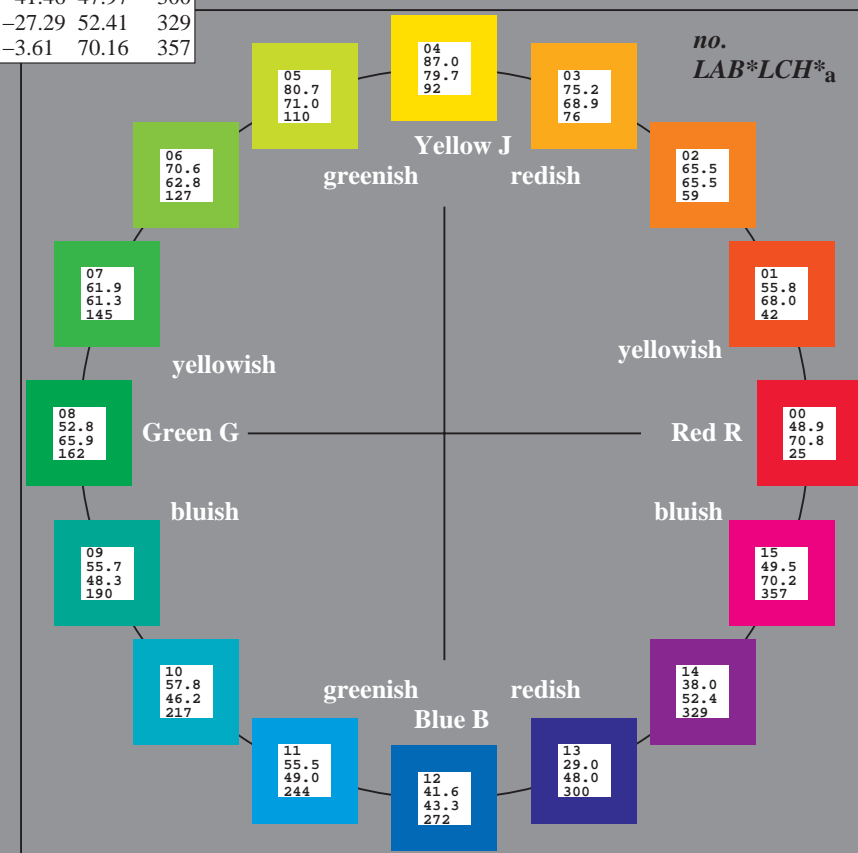
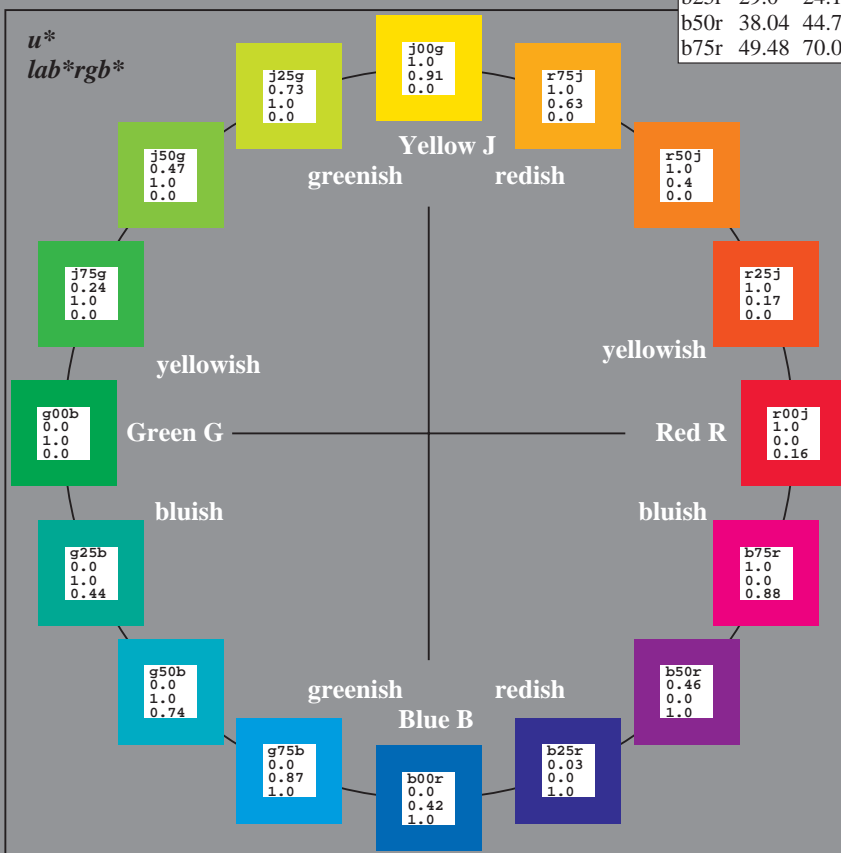
Input and output:
 Colorimetric Printer Reflective System ORS20_95a
 data for any colour:
lab^{tch*}* and *lab*^{icu*}*
 elementary hue text:
*u** = 16 hues *r00j*, *r25j*, ..., *b75r*
 contrast reduction factor:
 $c_R = 0.96$

ORS20_95a; adapted (a) CIELAB data					
	$L^*_{a^*}$	$a^*_{a^*}$	$b^*_{a^*}$	$C^*_{ab,a}$	$h^*_{ab,a}$
r00j	48.88	63.91	30.45	70.79	25
r25j	55.85	50.36	45.65	67.97	42
r50j	65.45	33.86	56.12	65.54	59
r75j	75.19	17.13	66.73	68.89	76
j00g	87.03	-3.21	79.64	79.7	92
j25g	80.72	-24.03	66.82	71.01	110
j50g	70.64	-38.01	49.96	62.78	127
j75g	61.93	-50.08	35.41	61.34	145
g00b	52.8	-62.76	20.12	65.91	162
g25b	55.7	-47.65	-8.05	48.34	190
g50b	57.82	-36.91	-27.79	46.22	217
g75b	55.5	-21.19	-44.16	49.0	244
b00r	41.6	1.31	-43.27	43.3	272
b25r	29.0	24.11	-41.46	47.97	300
b50r	38.04	44.73	-27.29	52.41	329
b75r	49.48	70.07	-3.61	70.16	357



%Gamut
 $u^*_{rel} = 83$
 %Regularity
 $g^*_{H,rel} = 72$
 $g^*_{C,rel} = 57$

ORS20_95a; adapted (a) CIELAB data					
	$L^*_{a^*}$	$a^*_{a^*}$	$b^*_{a^*}$	$C^*_{ab,a}$	$h^*_{ab,a}$
O _{Ma}	48.75	62.56	37.91	73.15	31
Y _{Ma}	90.92	-9.88	83.88	84.46	97
L _{Ma}	52.69	-62.9	19.95	66.0	162
C _{Ma}	59.61	-27.85	-44.43	52.45	238
V _{Ma}	28.39	22.72	-42.42	48.13	298
M _{Ma}	49.58	71.08	-9.19	71.67	353
N _{Ma}	20.0	0.0	0.0	0.0	0
W _{Ma}	95.0	0.0	0.0	0.0	0
R _{CIE}	39.92	58.74	27.99	65.07	25
J _{CIE}	81.26	-2.88	71.56	71.62	92
G _{CIE}	52.23	-42.41	13.6	44.55	162
B _{CIE}	30.57	1.41	-46.46	46.49	272



See for similar files: <http://www.ps.bam.de/De99/>; www.ps.bam.de/De.HTM
 Technical information: <http://www.ps.bam.de> Version 2.1, io=1,1, ColSpX=1

BAM registration: 20080701-De99/10L/L99E00NP.PS/ .PDF BAM material: code=rhadata
 application for evaluation and measurement of printer or monitor systems

Input and output: Colorimetric Printer Reflective System ORS20_95a for relative CIELAB hue $h^* = lab^*h^* = h_{ab}/360 = 25/360 = 0.071$

data for any colour:

lab^*tch^* and lab^*icu^*

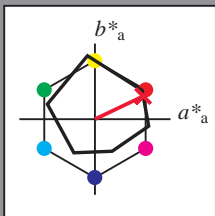
elementary hue text:

$u^* = r00j$

contrast reduction factor:

$c_R = 0.96$

triangle lightness t^*



ORS20_95a; adapted (a) CIELAB data					
	$L^*=L^*_a$	a^*_a	b^*_a	$C^*_{ab,a}$	$h^*_{ab,a}$
O _{Ma}	48.75	62.56	37.91	73.15	31
Y _{Ma}	90.92	-9.88	83.88	84.46	97
L _{Ma}	52.69	-62.9	19.95	66.0	162
C _{Ma}	59.61	-27.85	-44.43	52.45	238
V _{Ma}	28.39	22.72	-42.42	48.13	298
M _{Ma}	49.58	71.08	-9.19	71.67	353
N _{Ma}	20.0	0.0	0.0	0.0	0
W _{Ma}	95.0	0.0	0.0	0.0	0
R _{CIE}	39.92	58.74	27.99	65.07	25
J _{CIE}	81.26	-2.88	71.56	71.62	92
G _{CIE}	52.23	-42.41	13.6	44.55	162
B _{CIE}	30.57	1.41	-46.46	46.49	272

Data for maximum colour (Ma):

$LAB^*LAB^*_{Ma}$: 49 64 30

$LAB^*LCH^*_{Ma}$: 49 71 25

$lab^*rgb^*_{Ma}$: 1.0 0.0 0.0

$lab^*olv^*_{Ma}$: 1.0 0.0 0.16

triangle lightness t^*

%Gamut

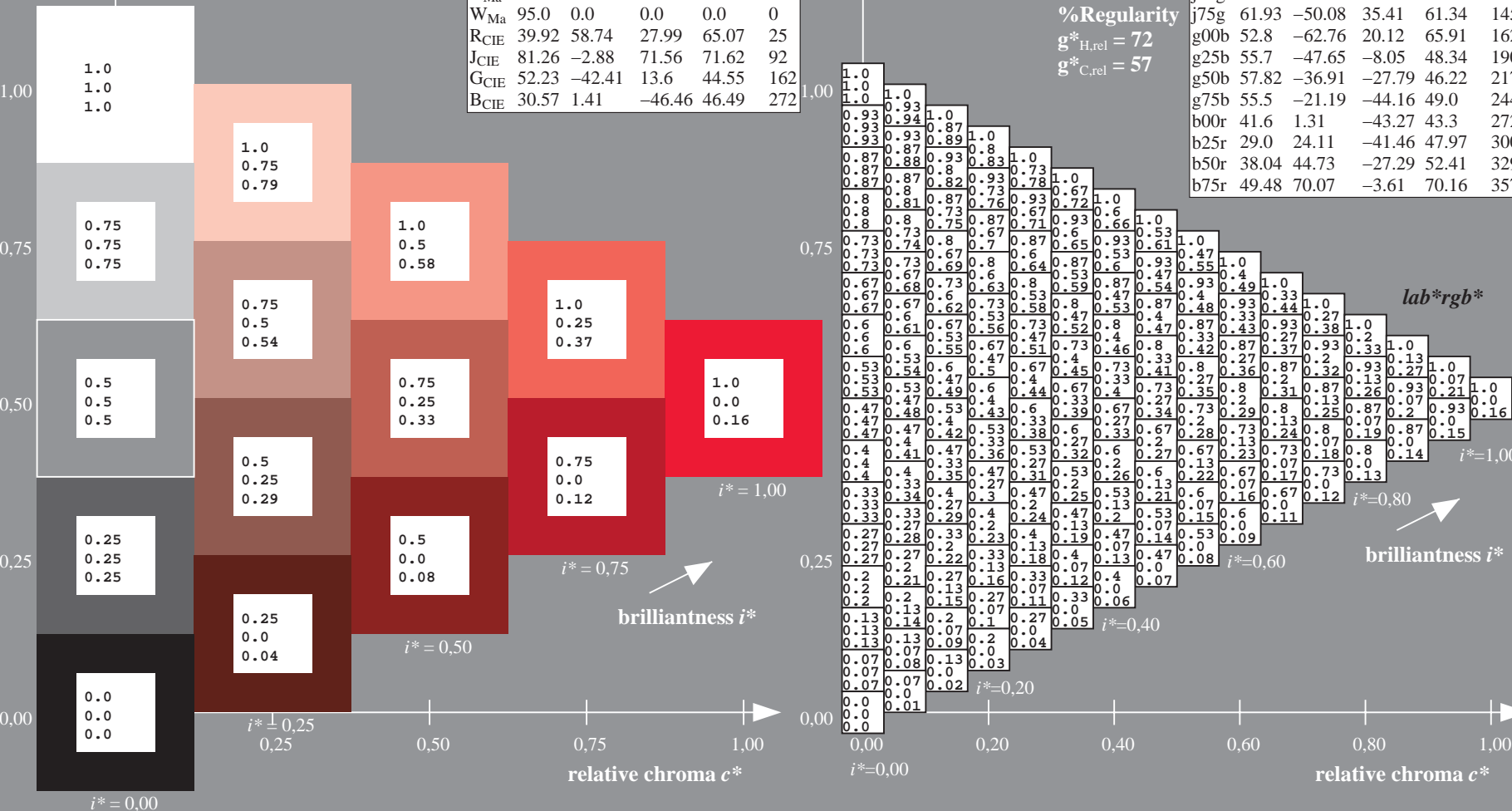
$u^*_{rel} = 83$

%Regularity

$g^*_{H,rel} = 72$

$g^*_{C,rel} = 57$

ORS20_95a; adapted (a) CIELAB data					
	$L^*=L^*_a$	a^*_a	b^*_a	$C^*_{ab,a}$	$h^*_{ab,a}$
r00j	48.88	63.91	30.45	70.79	25
r25j	55.85	50.36	45.65	67.97	42
r50j	65.45	33.86	56.12	65.54	59
r75j	75.19	17.13	66.73	68.89	76
j00g	87.03	-3.21	79.64	79.7	92
j25g	80.72	-24.03	66.82	71.01	110
j50g	70.64	-38.01	49.96	62.78	127
j75g	61.93	-50.08	35.41	61.34	145
g00b	52.8	-62.76	20.12	65.91	162
g25b	55.7	-47.65	-8.05	48.34	190
g50b	57.82	-36.91	-27.79	46.22	217
g75b	55.5	-21.19	-44.16	49.0	244
b00r	41.6	1.31	-43.27	43.3	272
b25r	29.0	24.11	-41.46	47.97	300
b50r	38.04	44.73	-27.29	52.41	329
b75r	49.48	70.07	-3.61	70.16	357



Input and output: Colorimetric Printer Reflective System ORS20_95a for relative CIELAB hue $h^* = lab^*h^* = h_{ab}/360 = 42/360 = 0.117$

data for any colour:

lab^*tch^* and lab^*icu^*

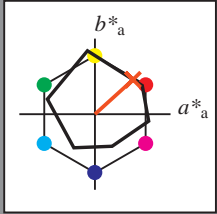
elementary hue text:

$u^* = r25j$

contrast reduction factor:

$c_R = 0.96$

triangle lightness t^*



ORS20_95a; adapted (a) CIELAB data

	$L^*=L^*_a$	a^*_a	b^*_a	$C^*_{ab,a}$	$h^*_{ab,a}$
O _{Ma}	48.75	62.56	37.91	73.15	31
Y _{Ma}	90.92	-9.88	83.88	84.46	97
L _{Ma}	52.69	-62.9	19.95	66.0	162
C _{Ma}	59.61	-27.85	-44.43	52.45	238
V _{Ma}	28.39	22.72	-42.42	48.13	298
M _{Ma}	49.58	71.08	-9.19	71.67	353
N _{Ma}	20.0	0.0	0.0	0.0	0
W _{Ma}	95.0	0.0	0.0	0.0	0
R _{CIE}	39.92	58.74	27.99	65.07	25
J _{CIE}	81.26	-2.88	71.56	71.62	92
G _{CIE}	52.23	-42.41	13.6	44.55	162
B _{CIE}	30.57	1.41	-46.46	46.49	272

Data for maximum colour (Ma):

$LAB^*LAB^*_{Ma}$: 56 50 46

$LAB^*LCH^*_{Ma}$: 56 68 42

$lab^*rgb^*_{Ma}$: 1.0 0.25 0.0

$lab^*olv^*_{Ma}$: 1.0 0.17 0.0

triangle lightness t^*

%Gamut

$u^*_{rel} = 83$

%Regularity

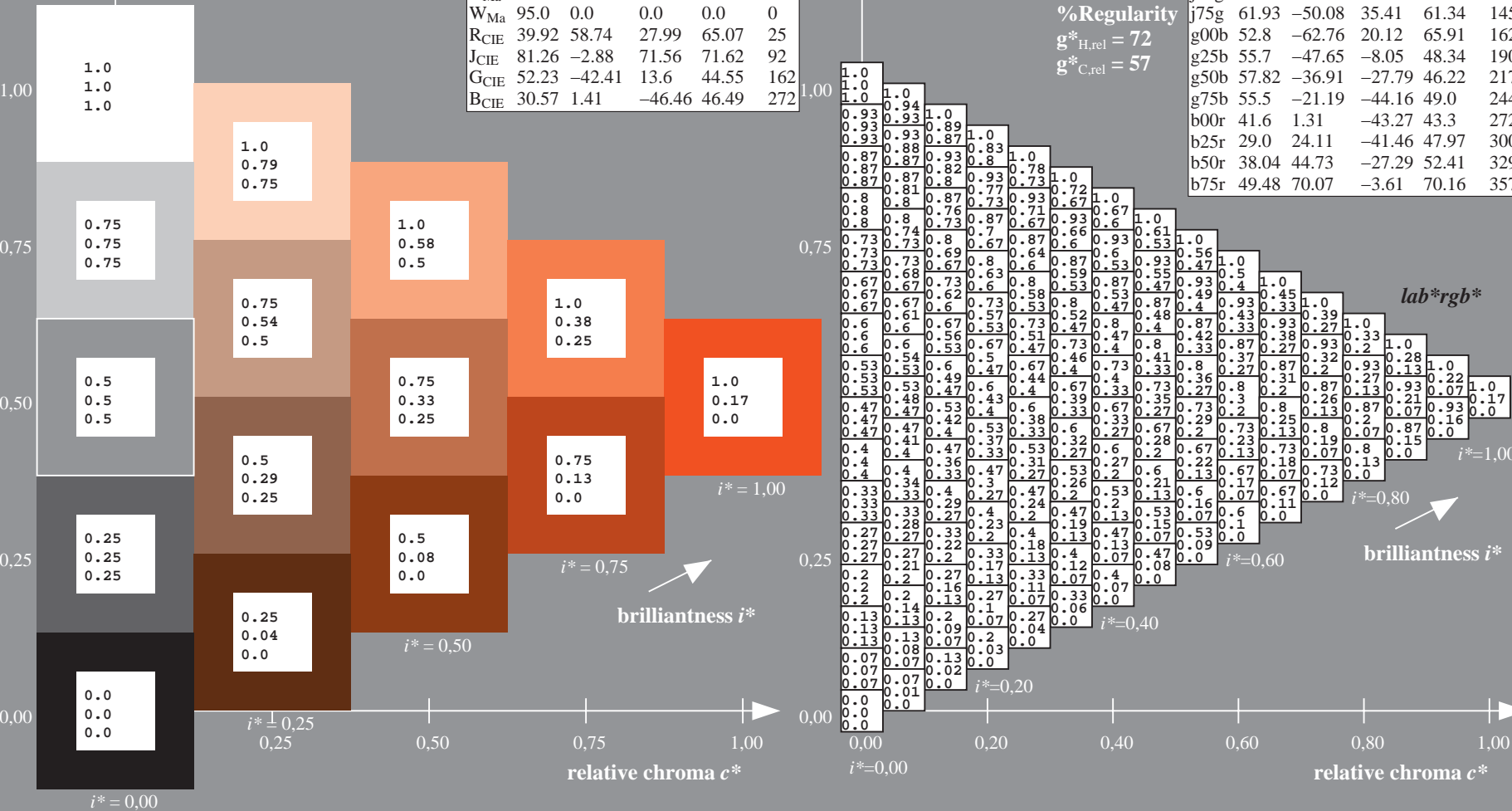
$g^*_{H,rel} = 72$

$g^*_{C,rel} = 57$

ORS20_95a; adapted (a) CIELAB data

	$L^*=L^*_a$	a^*_a	b^*_a	$C^*_{ab,a}$	$h^*_{ab,a}$
r00j	48.88	63.91	30.45	70.79	25
r25j	55.85	50.36	45.65	67.97	42
r50j	65.45	33.86	56.12	65.54	59
r75j	75.19	17.13	66.73	68.89	76
j00g	87.03	-3.21	79.64	79.7	92
j25g	80.72	-24.03	66.82	71.01	110
j50g	70.64	-38.01	49.96	62.78	127
j75g	61.93	-50.08	35.41	61.34	145
g00b	52.8	-62.76	20.12	65.91	162
g25b	55.7	-47.65	-8.05	48.34	190
g50b	57.82	-36.91	-27.79	46.22	217
g75b	55.5	-21.19	-44.16	49.0	244
b00r	41.6	1.31	-43.27	43.3	272
b25r	29.0	24.11	-41.46	47.97	300
b50r	38.04	44.73	-27.29	52.41	329
b75r	49.48	70.07	-3.61	70.16	357

$u^* = r25j$
 lab^*rgb^*



Input and output: Colorimetric Printer Reflective System ORS20_95a for relative CIELAB hue $h^* = lab^*h^* = h_{ab}/360 = 59/360 = 0.164$

data for any colour:

lab^*tch^* and lab^*icu^*

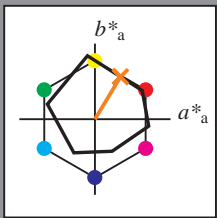
elementary hue text:

$u^* = r50j$

contrast reduction factor:

$c_R = 0.96$

triangle lightness t^*



ORS20_95a; adapted (a) CIELAB data

	$L^*=L^*_a$	a^*_a	b^*_a	$C^*_{ab,a}$	$h^*_{ab,a}$
O _{Ma}	48.75	62.56	37.91	73.15	31
Y _{Ma}	90.92	-9.88	83.88	84.46	97
L _{Ma}	52.69	-62.9	19.95	66.0	162
C _{Ma}	59.61	-27.85	-44.43	52.45	238
V _{Ma}	28.39	22.72	-42.42	48.13	298
M _{Ma}	49.58	71.08	-9.19	71.67	353
N _{Ma}	20.0	0.0	0.0	0.0	0
W _{Ma}	95.0	0.0	0.0	0.0	0
R _{CIE}	39.92	58.74	27.99	65.07	25
J _{CIE}	81.26	-2.88	71.56	71.62	92
G _{CIE}	52.23	-42.41	13.6	44.55	162
B _{CIE}	30.57	1.41	-46.46	46.49	272

Data for maximum colour (Ma):

$LAB^*LAB^*_{Ma}$: 65 34 56

$LAB^*LCH^*_{Ma}$: 65 66 59

$lab^*rgb^*_{Ma}$: 1.0 0.5 0.0

$lab^*olv^*_{Ma}$: 1.0 0.4 0.0

triangle lightness t^*

%Gamut

$u^*_{rel} = 83$

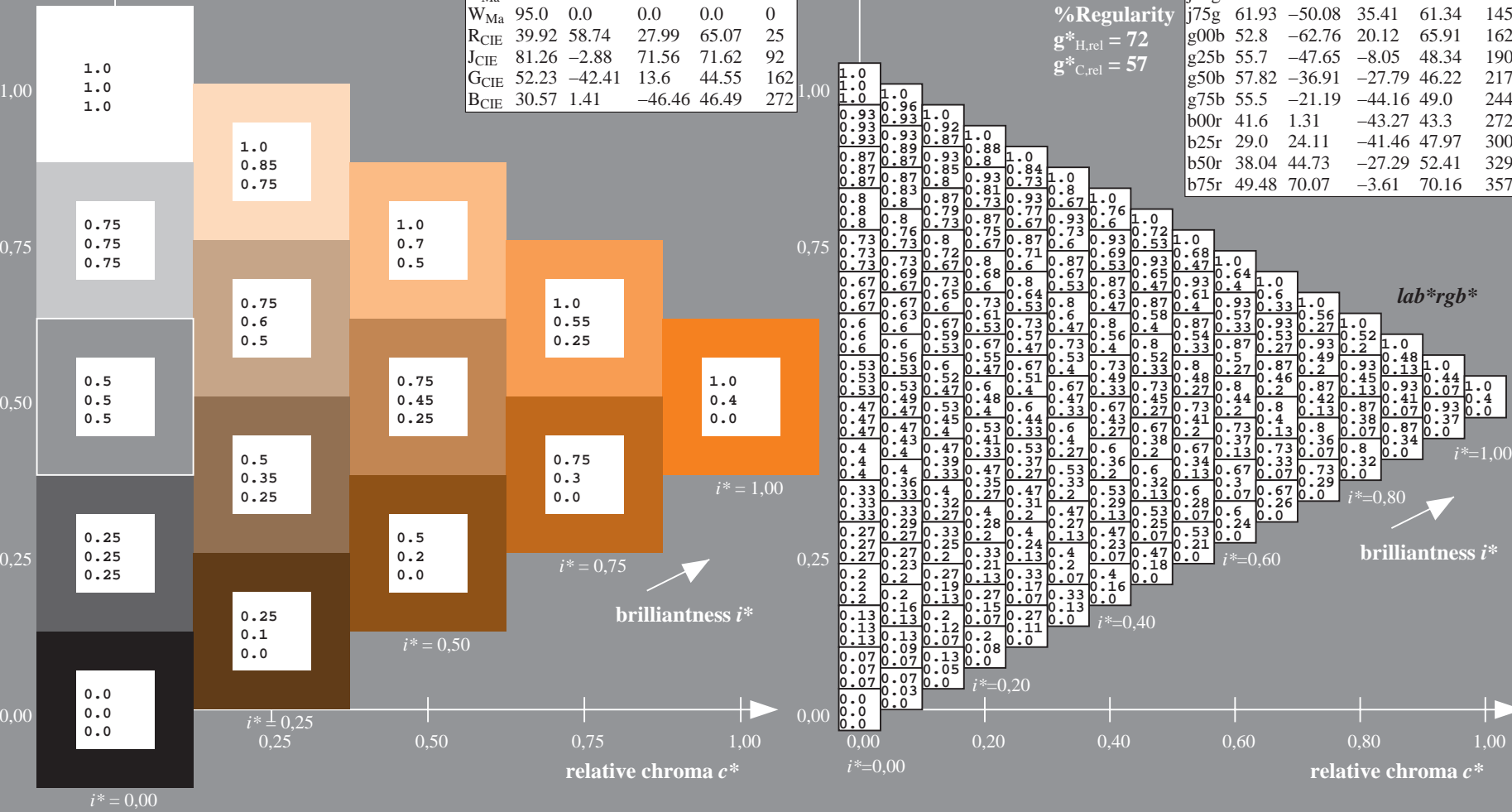
%Regularity

$g^*_{H,rel} = 72$

$g^*_{C,rel} = 57$

ORS20_95a; adapted (a) CIELAB data

	$L^*=L^*_a$	a^*_a	b^*_a	$C^*_{ab,a}$	$h^*_{ab,a}$
r00j	48.88	63.91	30.45	70.79	25
r25j	55.85	50.36	45.65	67.97	42
r50j	65.45	33.86	56.12	65.54	59
r75j	75.19	17.13	66.73	68.89	76
j00g	87.03	-3.21	79.64	79.7	92
j25g	80.72	-24.03	66.82	71.01	110
j50g	70.64	-38.01	49.96	62.78	127
j75g	61.93	-50.08	35.41	61.34	145
g00b	52.8	-62.76	20.12	65.91	162
g25b	55.7	-47.65	-8.05	48.34	190
g50b	57.82	-36.91	-27.79	46.22	217
g75b	55.5	-21.19	-44.16	49.0	244
b00r	41.6	1.31	-43.27	43.3	272
b25r	29.0	24.11	-41.46	47.97	300
b50r	38.04	44.73	-27.29	52.41	329
b75r	49.48	70.07	-3.61	70.16	357



Input and output: Colorimetric Printer Reflective System ORS20_95a for relative CIELAB hue $h^* = lab^*h^* = h_{ab}/360 = 76/360 = 0.21$

data for any colour:

lab^*tch^* and lab^*icu^*

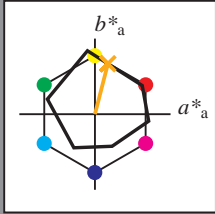
elementary hue text:

$u^* = r75j$

contrast reduction factor:

$c_R = 0.96$

triangle lightness t^*



ORS20_95a; adapted (a) CIELAB data					
	$L^*=L^*_a$	a^*_a	b^*_a	$C^*_{ab,a}$	$h^*_{ab,a}$
O _{Ma}	48.75	62.56	37.91	73.15	31
Y _{Ma}	90.92	-9.88	83.88	84.46	97
L _{Ma}	52.69	-62.9	19.95	66.0	162
C _{Ma}	59.61	-27.85	-44.43	52.45	238
V _{Ma}	28.39	22.72	-42.42	48.13	298
M _{Ma}	49.58	71.08	-9.19	71.67	353
N _{Ma}	20.0	0.0	0.0	0.0	0
W _{Ma}	95.0	0.0	0.0	0.0	0
R _{CIE}	39.92	58.74	27.99	65.07	25
J _{CIE}	81.26	-2.88	71.56	71.62	92
G _{CIE}	52.23	-42.41	13.6	44.55	162
B _{CIE}	30.57	1.41	-46.46	46.49	272

Data for maximum colour (Ma):

$LAB^*LAB^*_{Ma}$: 75 17 67

$LAB^*LCH^*_{Ma}$: 75 69 76

$lab^*rgb^*_{Ma}$: 1.0 0.75 0.0

$lab^*olv^*_{Ma}$: 1.0 0.63 0.0

triangle lightness t^*

%Gamut

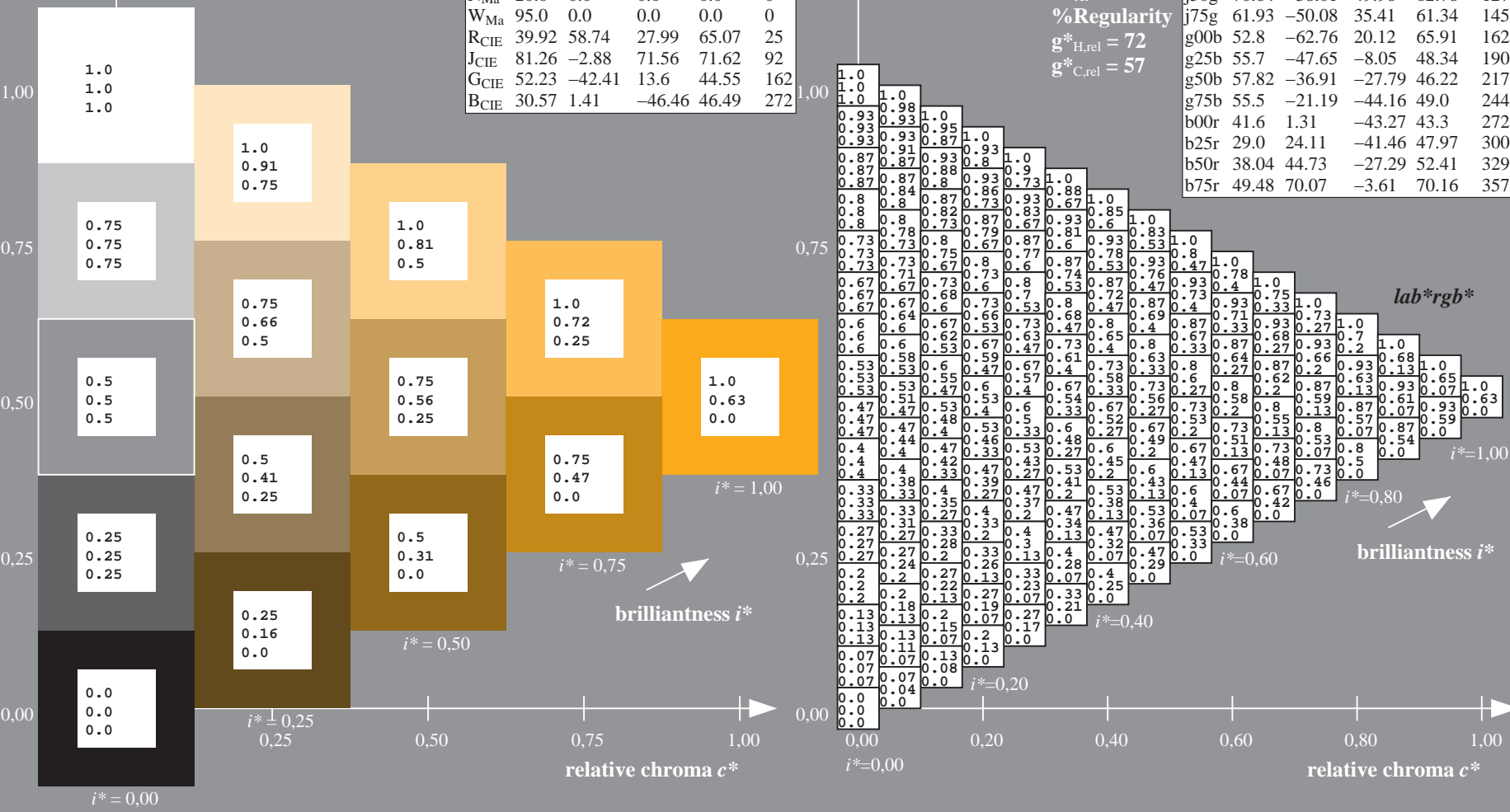
$u^*_{rel} = 83$

%Regularity

$g^*_{H,rel} = 72$

$g^*_{C,rel} = 57$

ORS20_95a; adapted (a) CIELAB data					
	$L^*=L^*_a$	a^*_a	b^*_a	$C^*_{ab,a}$	$h^*_{ab,a}$
r00j	48.88	63.91	30.45	70.79	25
r25j	55.85	50.36	45.65	67.97	42
r50j	65.45	33.86	56.12	65.54	59
r75j	75.19	17.13	66.73	68.89	76
j00g	87.03	-3.21	79.64	79.7	92
j25g	80.72	-24.03	66.82	71.01	110
j50g	70.64	-38.01	49.96	62.78	127
j75g	61.93	-50.08	35.41	61.34	145
g00b	52.8	-62.76	20.12	65.91	162
g25b	55.7	-47.65	-8.05	48.34	190
g50b	57.82	-36.91	-27.79	46.22	217
g75b	55.5	-21.19	-44.16	49.0	244
b00r	41.6	1.31	-43.27	43.3	272
b25r	29.0	24.11	-41.46	47.97	300
b50r	38.04	44.73	-27.29	52.41	329
b75r	49.48	70.07	-3.61	70.16	357



BAM registration: 20080701-De99/10L/L99E00NP.PS/ .PDF BAM material: code=rhadata
application for evaluation and measurement of printer or monitor systems

Input and output: Colorimetric Printer Reflective System ORS20_95a for relative CIELAB hue $h^* = lab^*h^* = h_{ab}/360 = 92/360 = 0.256$

data for any colour:

lab^*tch^* and lab^*icu^*

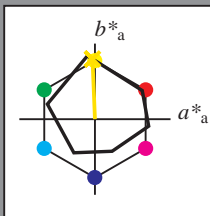
elementary hue text:

$u^* = j00g$

contrast reduction factor:

$c_R = 0.96$

triangle lightness t^*



ORS20_95a; adapted (a) CIELAB data					
	$L^*=L^*_a$	a^*_a	b^*_a	$C^*_{ab,a}$	$h^*_{ab,a}$
O _{Ma}	48.75	62.56	37.91	73.15	31
Y _{Ma}	90.92	-9.88	83.88	84.46	97
L _{Ma}	52.69	-62.9	19.95	66.0	162
C _{Ma}	59.61	-27.85	-44.43	52.45	238
V _{Ma}	28.39	22.72	-42.42	48.13	298
M _{Ma}	49.58	71.08	-9.19	71.67	353
N _{Ma}	20.0	0.0	0.0	0.0	0
W _{Ma}	95.0	0.0	0.0	0.0	0
R _{CIE}	39.92	58.74	27.99	65.07	25
J _{CIE}	81.26	-2.88	71.56	71.62	92
G _{CIE}	52.23	-42.41	13.6	44.55	162
B _{CIE}	30.57	1.41	-46.46	46.49	272

Data for maximum colour (Ma):

$LAB^*LAB^*_{Ma}$: 87 -2 80

$LAB^*LCH^*_{Ma}$: 87 80 92

$lab^*rgb^*_{Ma}$: 1.0 1.0 0.0

$lab^*olv^*_{Ma}$: 1.0 0.91 0.0

triangle lightness t^*

%Gamut

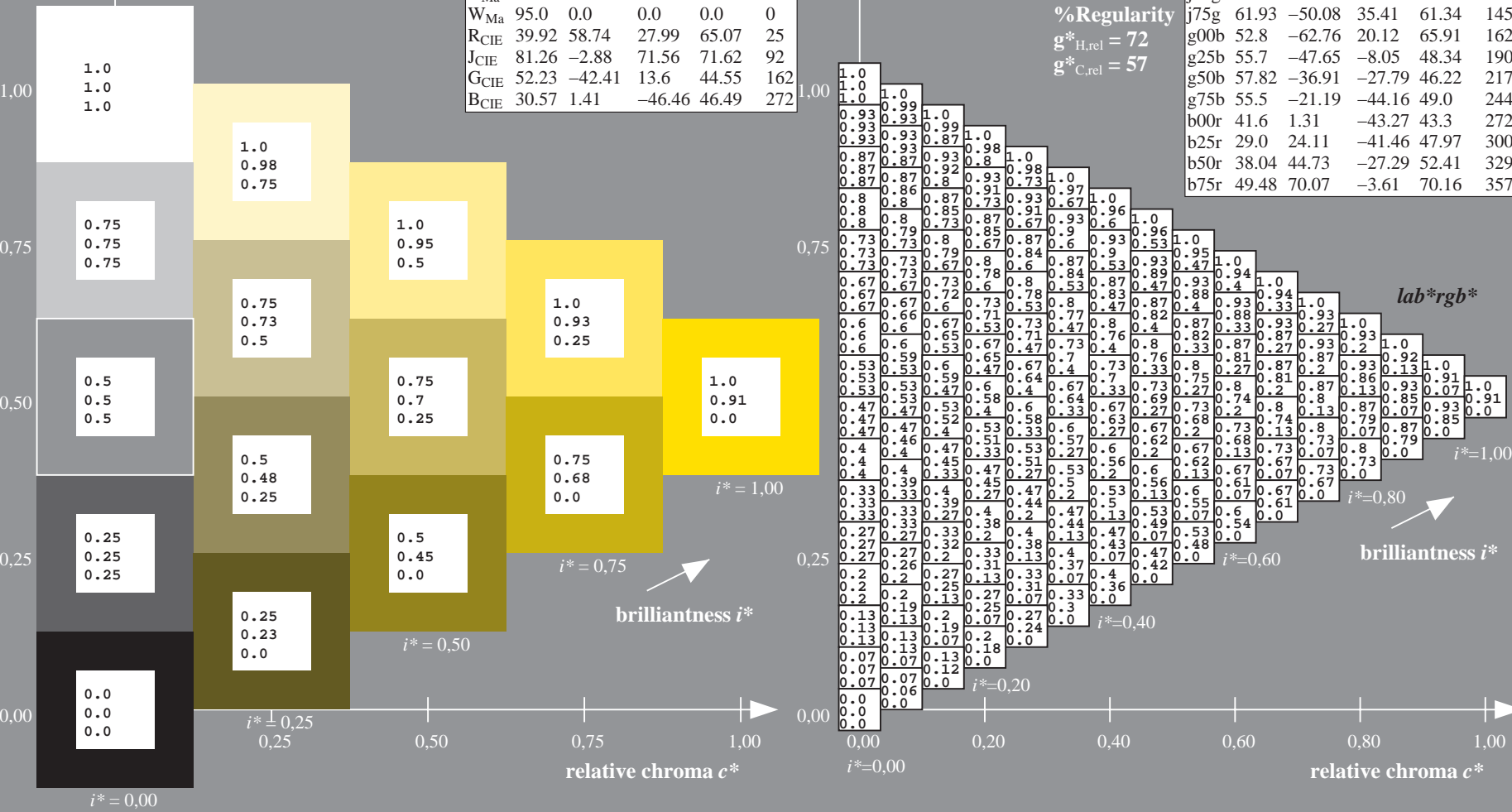
$u^*_{rel} = 83$

%Regularity

$g^*_{H,rel} = 72$

$g^*_{C,rel} = 57$

ORS20_95a; adapted (a) CIELAB data					
	$L^*=L^*_a$	a^*_a	b^*_a	$C^*_{ab,a}$	$h^*_{ab,a}$
r00j	48.88	63.91	30.45	70.79	25
r25j	55.85	50.36	45.65	67.97	42
r50j	65.45	33.86	56.12	65.54	59
r75j	75.19	17.13	66.73	68.89	76
j00g	87.03	-3.21	79.64	79.7	92
j25g	80.72	-24.03	66.82	71.01	110
j50g	70.64	-38.01	49.96	62.78	127
j75g	61.93	-50.08	35.41	61.34	145
g00b	52.8	-62.76	20.12	65.91	162
g25b	55.7	-47.65	-8.05	48.34	190
g50b	57.82	-36.91	-27.79	46.22	217
g75b	55.5	-21.19	-44.16	49.0	244
b00r	41.6	1.31	-43.27	43.3	272
b25r	29.0	24.11	-41.46	47.97	300
b50r	38.04	44.73	-27.29	52.41	329
b75r	49.48	70.07	-3.61	70.16	357



See for similar files: <http://www.ps.bam.de/De99/>; www.ps.bam.de/De.HTM
Technical information: <http://www.ps.bam.de> Version 2.1, io=1,1, ColSPx=1

BAM registration: 20080701-De99/10L/L99E00NP.PS/ .PDF BAM material: code=rhadata
application for evaluation and measurement of printer or monitor systems

Input and output: Colorimetric Printer Reflective System ORS20_95a for relative CIELAB hue $h^* = lab^*h^* = h_{ab}/360 = 110/360 = 0.305$

data for any colour:

lab^*tch^* and lab^*icu^*

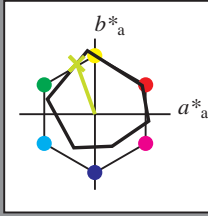
elementary hue text:

$u^* = j25g$

contrast reduction factor:

$c_R = 0.96$

triangle lightness t^*



ORS20_95a; adapted (a) CIELAB data

	$L^*=L^*_a$	a^*_a	b^*_a	$C^*_{ab,a}$	$h^*_{ab,a}$
O _{Ma}	48.75	62.56	37.91	73.15	31
Y _{Ma}	90.92	-9.88	83.88	84.46	97
L _{Ma}	52.69	-62.9	19.95	66.0	162
C _{Ma}	59.61	-27.85	-44.43	52.45	238
V _{Ma}	28.39	22.72	-42.42	48.13	298
M _{Ma}	49.58	71.08	-9.19	71.67	353
N _{Ma}	20.0	0.0	0.0	0.0	0
W _{Ma}	95.0	0.0	0.0	0.0	0
R _{CIE}	39.92	58.74	27.99	65.07	25
J _{CIE}	81.26	-2.88	71.56	71.62	92
G _{CIE}	52.23	-42.41	13.6	44.55	162
B _{CIE}	30.57	1.41	-46.46	46.49	272

Data for maximum colour (Ma):

$LAB^*LAB^*_{Ma}$: 81 -23 67

$LAB^*LCH^*_{Ma}$: 81 71 110

$lab^*rgb^*_{Ma}$: 0.75 1.0 0.0

$lab^*olv^*_{Ma}$: 0.73 1.0 0.0

triangle lightness t^*

%Gamut

$u^*_{rel} = 83$

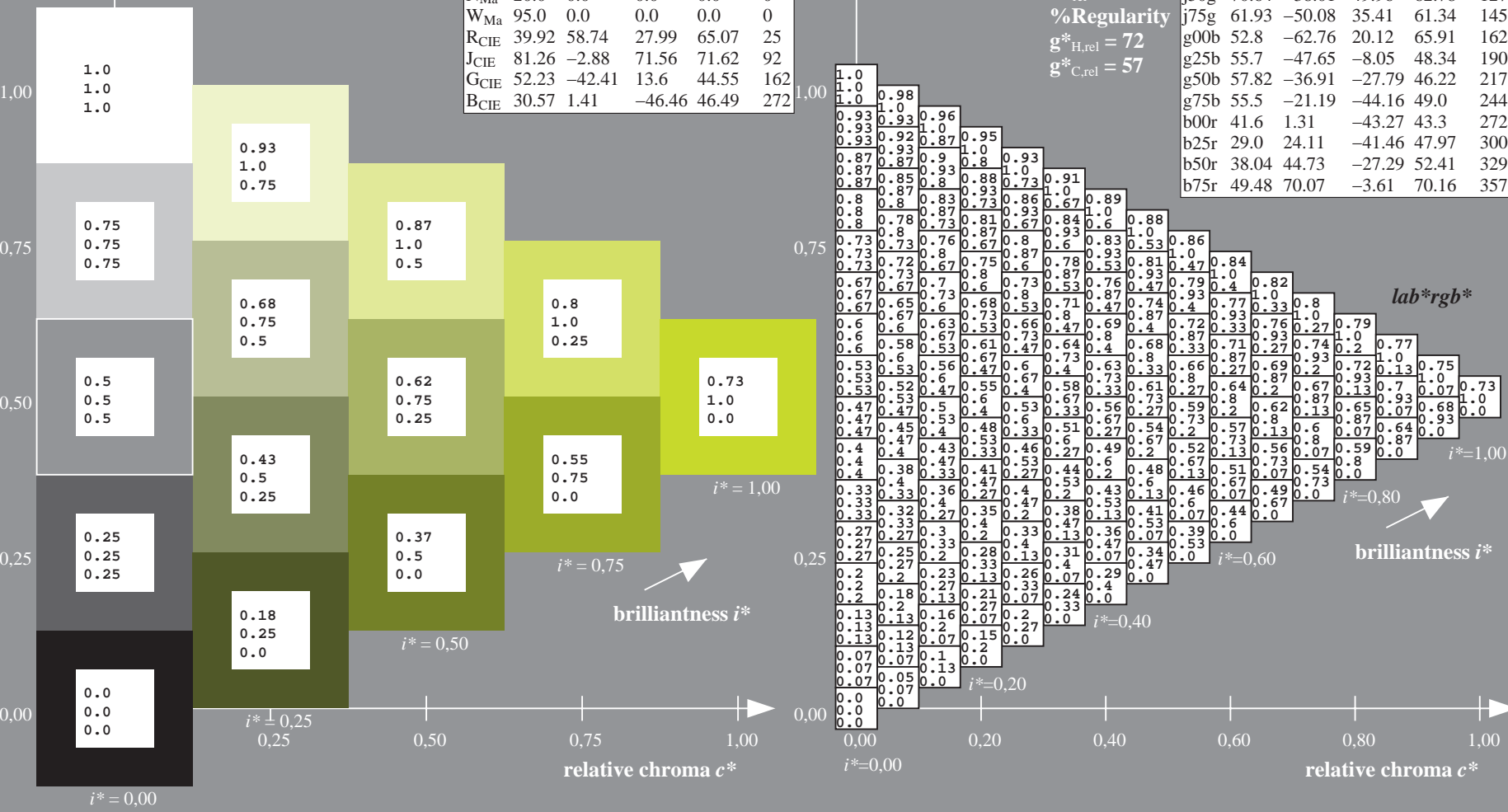
%Regularity

$g^*_{H,rel} = 72$

$g^*_{C,rel} = 57$

ORS20_95a; adapted (a) CIELAB data

	$L^*=L^*_a$	a^*_a	b^*_a	$C^*_{ab,a}$	$h^*_{ab,a}$
r00j	48.88	63.91	30.45	70.79	25
r25j	55.85	50.36	45.65	67.97	42
r50j	65.45	33.86	56.12	65.54	59
r75j	75.19	17.13	66.73	68.89	76
j00g	87.03	-3.21	79.64	79.7	92
j25g	80.72	-24.03	66.82	71.01	110
j50g	70.64	-38.01	49.96	62.78	127
j75g	61.93	-50.08	35.41	61.34	145
g00b	52.8	-62.76	20.12	65.91	162
g25b	55.7	-47.65	-8.05	48.34	190
g50b	57.82	-36.91	-27.79	46.22	217
g75b	55.5	-21.19	-44.16	49.0	244
b00r	41.6	1.31	-43.27	43.3	272
b25r	29.0	24.11	-41.46	47.97	300
b50r	38.04	44.73	-27.29	52.41	329
b75r	49.48	70.07	-3.61	70.16	357



See for similar files: <http://www.ps.bam.de/De99/>; www.ps.bam.de/De.HTM
Technical information: <http://www.ps.bam.de> Version 2.1, io=1,1, ColSPx=1

BAM registration: 20080701-De99/10L/L99E00NP.PS/ .PDF BAM material: code=rhadata
application for evaluation and measurement of printer or monitor systems

Input and output: Colorimetric Printer Reflective System ORS20_95a for relative CIELAB hue $h^* = lab^*h^* = h_{ab}/360 = 127/360 = 0.354$

data for any colour:

lab^*tch^* and lab^*icu^*

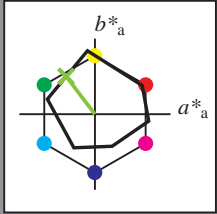
elementary hue text:

$u^* = j50g$

contrast reduction factor:

$c_R = 0.96$

triangle lightness t^*



ORS20_95a; adapted (a) CIELAB data

	$L^*=L^*_a$	a^*_a	b^*_a	$C^*_{ab,a}$	$h^*_{ab,a}$
O _{Ma}	48.75	62.56	37.91	73.15	31
Y _{Ma}	90.92	-9.88	83.88	84.46	97
L _{Ma}	52.69	-62.9	19.95	66.0	162
C _{Ma}	59.61	-27.85	-44.43	52.45	238
V _{Ma}	28.39	22.72	-42.42	48.13	298
M _{Ma}	49.58	71.08	-9.19	71.67	353
N _{Ma}	20.0	0.0	0.0	0.0	0
W _{Ma}	95.0	0.0	0.0	0.0	0
R _{CIE}	39.92	58.74	27.99	65.07	25
J _{CIE}	81.26	-2.88	71.56	71.62	92
G _{CIE}	52.23	-42.41	13.6	44.55	162
B _{CIE}	30.57	1.41	-46.46	46.49	272

Data for maximum colour (Ma):

$LAB^*LAB^*_{Ma}$: 71 -37 50

$LAB^*LCH^*_{Ma}$: 71 63 127

$lab^*rgb^*_{Ma}$: 0.5 1.0 0.0

$lab^*olv^*_{Ma}$: 0.47 1.0 0.0

triangle lightness t^*

%Gamut

$u^*_{rel} = 83$

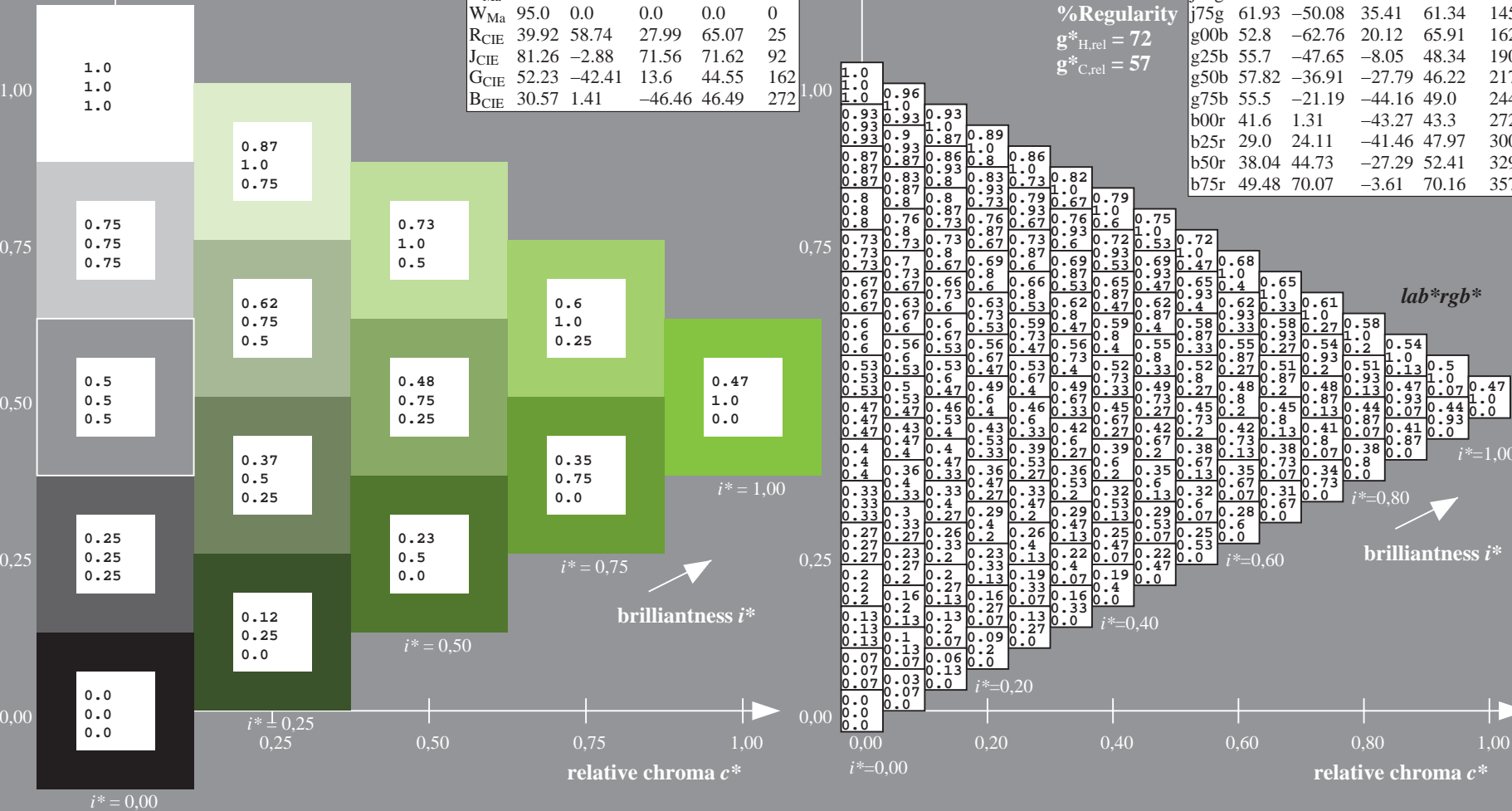
%Regularity

$g^*_{H,rel} = 72$

$g^*_{C,rel} = 57$

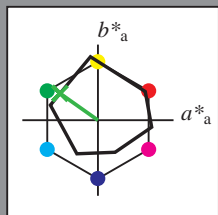
ORS20_95a; adapted (a) CIELAB data

	$L^*=L^*_a$	a^*_a	b^*_a	$C^*_{ab,a}$	$h^*_{ab,a}$
r00j	48.88	63.91	30.45	70.79	25
r25j	55.85	50.36	45.65	67.97	42
r50j	65.45	33.86	56.12	65.54	59
r75j	75.19	17.13	66.73	68.89	76
j00g	87.03	-3.21	79.64	79.7	92
j25g	80.72	-24.03	66.82	71.01	110
j50g	70.64	-38.01	49.96	62.78	127
j75g	61.93	-50.08	35.41	61.34	145
g00b	52.8	-62.76	20.12	65.91	162
g25b	55.7	-47.65	-8.05	48.34	190
g50b	57.82	-36.91	-27.79	46.22	217
g75b	55.5	-21.19	-44.16	49.0	244
b00r	41.6	1.31	-43.27	43.3	272
b25r	29.0	24.11	-41.46	47.97	300
b50r	38.04	44.73	-27.29	52.41	329
b75r	49.48	70.07	-3.61	70.16	357



Input and output: Colorimetric Printer Reflective System ORS20_95a for relative CIELAB hue $h^* = lab^*h^* = h_{ab}/360 = 145/360 = 0.402$

data for any colour:
 lab^*tch^* and lab^*icu^*
 elementary hue text:
 $u^* = j75g$
 contrast reduction factor:
 $c_R = 0.96$
 triangle lightness t^*



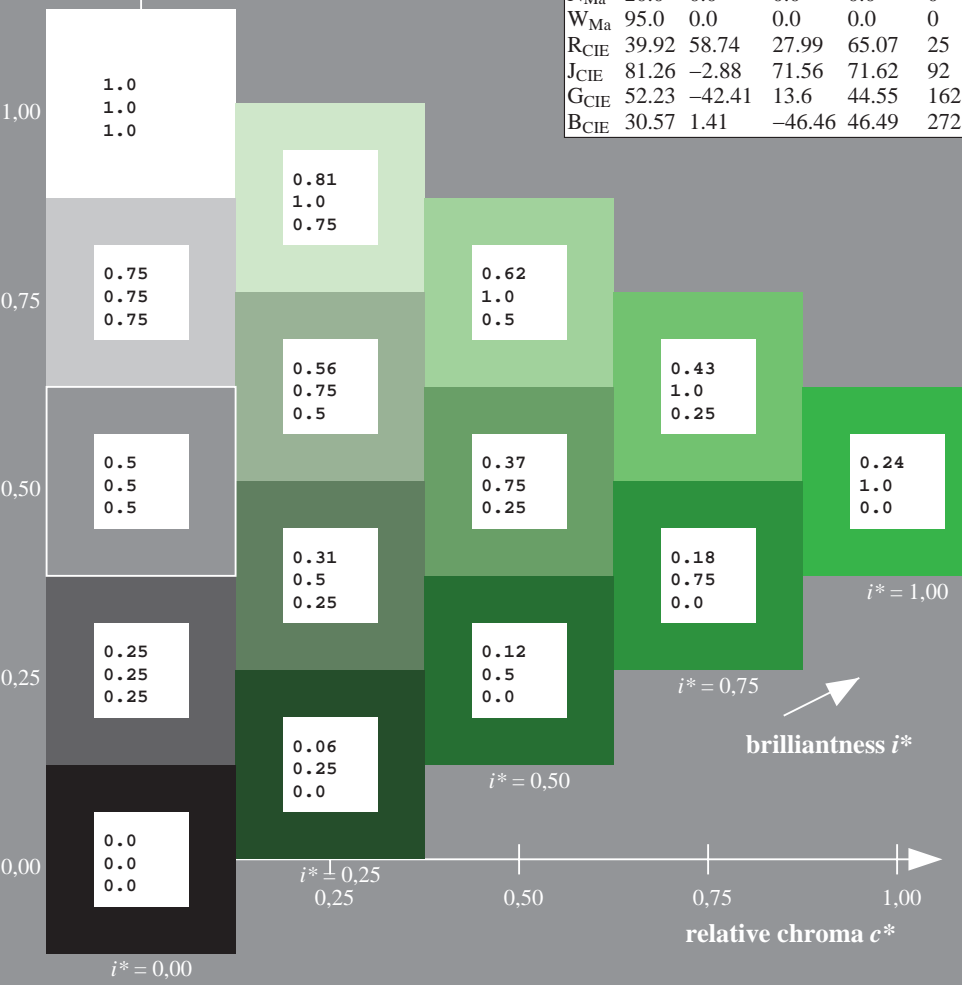
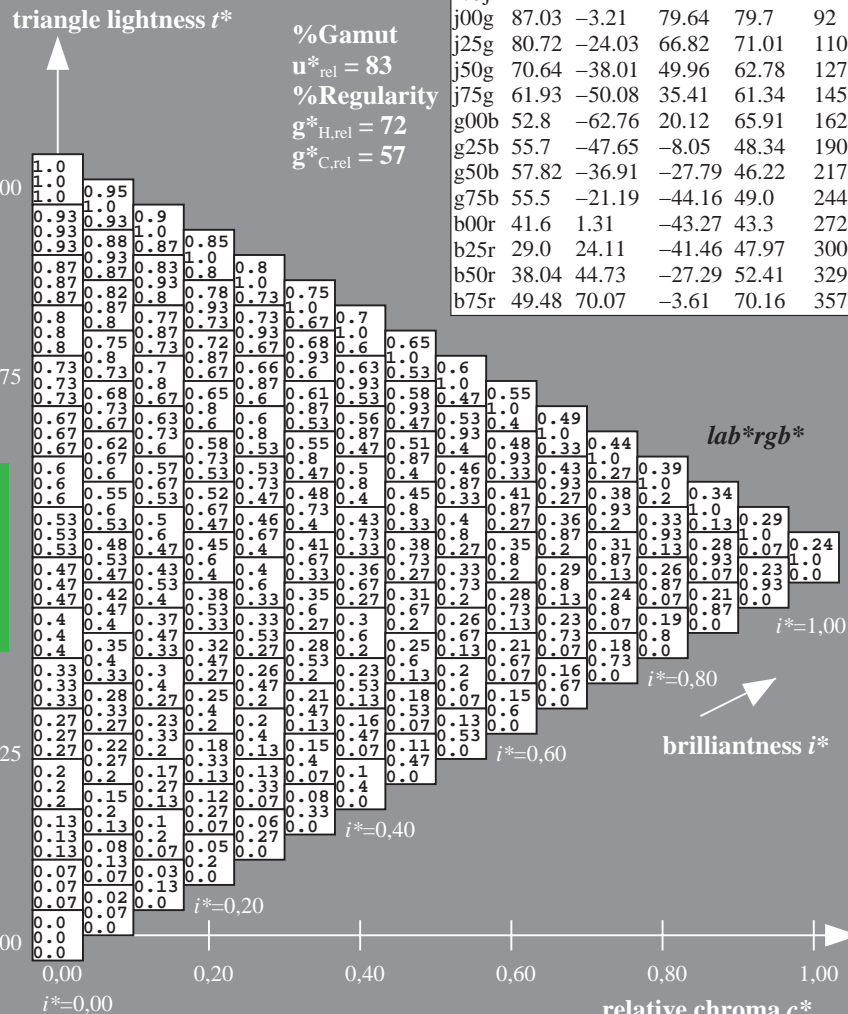
ORS20_95a; adapted (a) CIELAB data					
	$L^*=L^*_a$	a^*_a	b^*_a	$C^*_{ab,a}$	$h^*_{ab,a}$
O _{Ma}	48.75	62.56	37.91	73.15	31
Y _{Ma}	90.92	-9.88	83.88	84.46	97
L _{Ma}	52.69	-62.9	19.95	66.0	162
C _{Ma}	59.61	-27.85	-44.43	52.45	238
V _{Ma}	28.39	22.72	-42.42	48.13	298
M _{Ma}	49.58	71.08	-9.19	71.67	353
N _{Ma}	20.0	0.0	0.0	0.0	0
W _{Ma}	95.0	0.0	0.0	0.0	0
R _{CIE}	39.92	58.74	27.99	65.07	25
J _{CIE}	81.26	-2.88	71.56	71.62	92
G _{CIE}	52.23	-42.41	13.6	44.55	162
B _{CIE}	30.57	1.41	-46.46	46.49	272

Data for maximum colour (Ma):

$LAB^*LAB^*_{Ma}$: 62 -49 35
 $LAB^*LCH^*_{Ma}$: 62 61 145
 $lab^*rgb^*_{Ma}$: 0.25 1.0 0.0
 $lab^*olv^*_{Ma}$: 0.24 1.0 0.0

ORS20_95a; adapted (a) CIELAB data					
	$L^*=L^*_a$	a^*_a	b^*_a	$C^*_{ab,a}$	$h^*_{ab,a}$
r00j	48.88	63.91	30.45	70.79	25
r25j	55.85	50.36	45.65	67.97	42
r50j	65.45	33.86	56.12	65.54	59
r75j	75.19	17.13	66.73	68.89	76
j00g	87.03	-3.21	79.64	79.7	92
j25g	80.72	-24.03	66.82	71.01	110
j50g	70.64	-38.01	49.96	62.78	127
j75g	61.93	-50.08	35.41	61.34	145
g00b	52.8	-62.76	20.12	65.91	162
g25b	55.7	-47.65	-8.05	48.34	190
g50b	57.82	-36.91	-27.79	46.22	217
g75b	55.5	-21.19	-44.16	49.0	244
b00r	41.6	1.31	-43.27	43.3	272
b25r	29.0	24.11	-41.46	47.97	300
b50r	38.04	44.73	-27.29	52.41	329
b75r	49.48	70.07	-3.61	70.16	357

%Gamut
 $u^*_{rel} = 83$
 %Regularity
 $g^*_{H,rel} = 72$
 $g^*_{C,rel} = 57$



BAM registration: 20080701-De99/10L/L99E00NP.PS/ .PDF
 application for evaluation and measurement of printer or monitor systems
 BAM material: code=rhadata

See for similar files: <http://www.ps.bam.de/De99/>; www.ps.bam.de/De.HTM
 Technical information: <http://www.ps.bam.de>
 Version 2.1, io=1,1, ColSPx=1

Input and output: Colorimetric Printer Reflective System ORS20_95a for relative CIELAB hue $h^* = lab^*h^* = h_{ab}/360 = 162/360 = 0.451$

data for any colour:

lab^*tch^* and lab^*icu^*

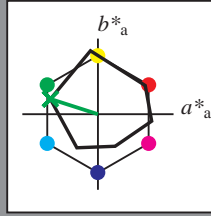
elementary hue text:

$u^* = g00b$

contrast reduction factor:

$c_R = 0.96$

triangle lightness t^*



ORS20_95a; adapted (a) CIELAB data

	$L^*=L^*_a$	a^*_a	b^*_a	$C^*_{ab,a}$	$h^*_{ab,a}$
O _{Ma}	48.75	62.56	37.91	73.15	31
Y _{Ma}	90.92	-9.88	83.88	84.46	97
L _{Ma}	52.69	-62.9	19.95	66.0	162
C _{Ma}	59.61	-27.85	-44.43	52.45	238
V _{Ma}	28.39	22.72	-42.42	48.13	298
M _{Ma}	49.58	71.08	-9.19	71.67	353
N _{Ma}	20.0	0.0	0.0	0.0	0
W _{Ma}	95.0	0.0	0.0	0.0	0
R _{CIE}	39.92	58.74	27.99	65.07	25
J _{CIE}	81.26	-2.88	71.56	71.62	92
G _{CIE}	52.23	-42.41	13.6	44.55	162
B _{CIE}	30.57	1.41	-46.46	46.49	272

Data for maximum colour (Ma):

$LAB^*LAB^*_{Ma}$: 53 -62 20

$LAB^*LCH^*_{Ma}$: 53 66 162

$lab^*rgb^*_{Ma}$: 0.0 1.0 0.0

$lab^*olv^*_{Ma}$: 0.0 1.0 0.0

triangle lightness t^*

%Gamut

$u^*_{rel} = 83$

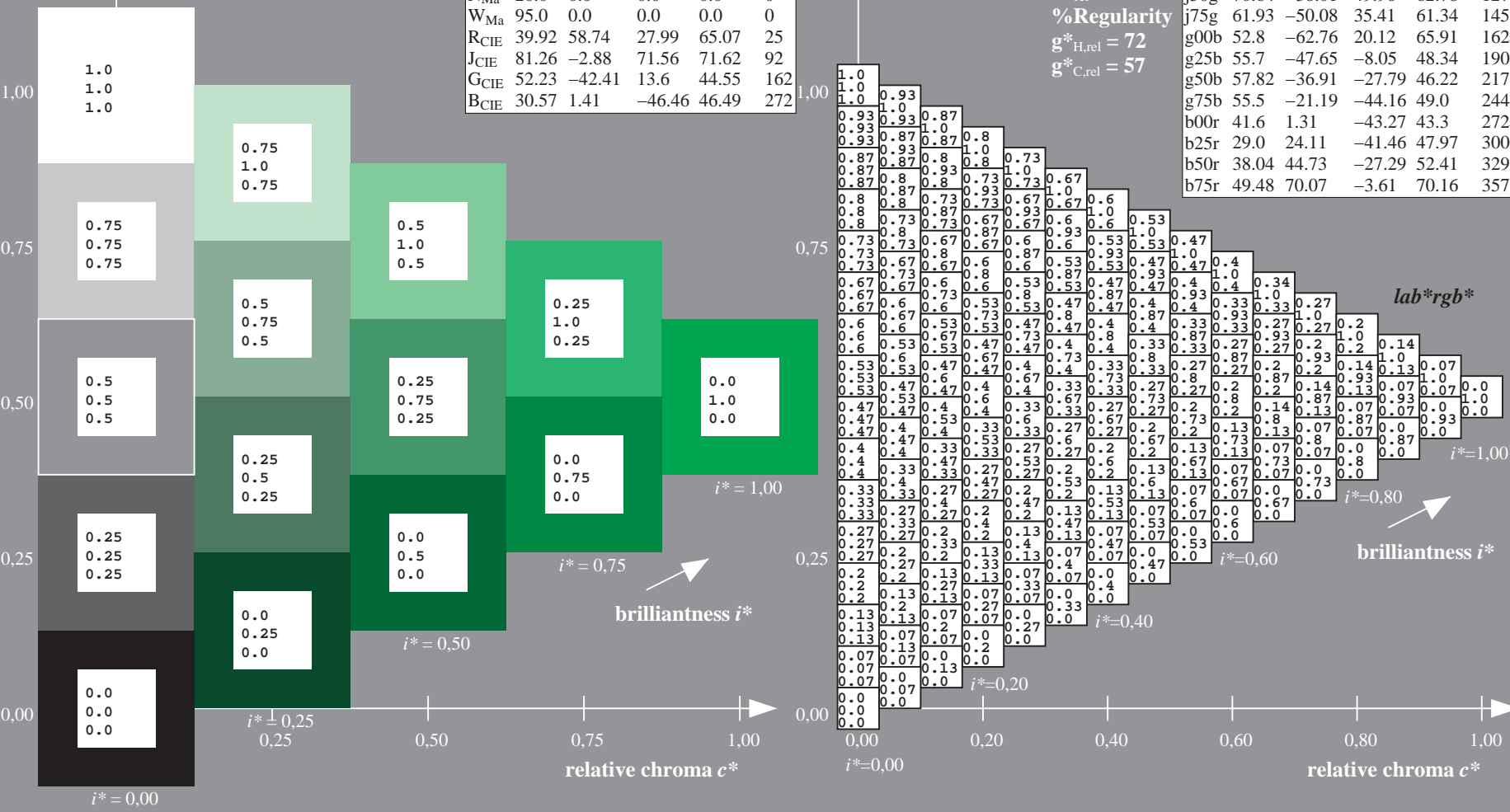
%Regularity

$g^*_{H,rel} = 72$

$g^*_{C,rel} = 57$

ORS20_95a; adapted (a) CIELAB data

	$L^*=L^*_a$	a^*_a	b^*_a	$C^*_{ab,a}$	$h^*_{ab,a}$
r00j	48.88	63.91	30.45	70.79	25
r25j	55.85	50.36	45.65	67.97	42
r50j	65.45	33.86	56.12	65.54	59
r75j	75.19	17.13	66.73	68.89	76
j00g	87.03	-3.21	79.64	79.7	92
j25g	80.72	-24.03	66.82	71.01	110
j50g	70.64	-38.01	49.96	62.78	127
j75g	61.93	-50.08	35.41	61.34	145
g00b	52.8	-62.76	20.12	65.91	162
g25b	55.7	-47.65	-8.05	48.34	190
g50b	57.82	-36.91	-27.79	46.22	217
g75b	55.5	-21.19	-44.16	49.0	244
b00r	41.6	1.31	-43.27	43.3	272
b25r	29.0	24.11	-41.46	47.97	300
b50r	38.04	44.73	-27.29	52.41	329
b75r	49.48	70.07	-3.61	70.16	357



BAM registration: 20080701-De99/10L/L99E00NP.PS/ .PDF
application for evaluation and measurement of printer or monitor systems
BAM material: code=rhadata

Input and output: Colorimetric Printer Reflective System ORS20_95a for relative CIELAB hue $h^* = lab^*h^* = h_{ab}/360 = 190/360 = 0.527$

data for any colour:

lab^*tch^* and lab^*icu^*

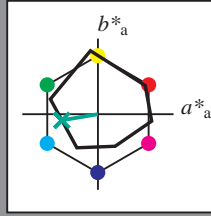
elementary hue text:

$u^* = g25b$

contrast reduction factor:

$c_R = 0.96$

triangle lightness t^*



ORS20_95a; adapted (a) CIELAB data

	$L^*=L^*_a$	a^*_a	b^*_a	$C^*_{ab,a}$	$h^*_{ab,a}$
O _{Ma}	48.75	62.56	37.91	73.15	31
Y _{Ma}	90.92	-9.88	83.88	84.46	97
L _{Ma}	52.69	-62.9	19.95	66.0	162
C _{Ma}	59.61	-27.85	-44.43	52.45	238
V _{Ma}	28.39	22.72	-42.42	48.13	298
M _{Ma}	49.58	71.08	-9.19	71.67	353
N _{Ma}	20.0	0.0	0.0	0.0	0
W _{Ma}	95.0	0.0	0.0	0.0	0
R _{CIE}	39.92	58.74	27.99	65.07	25
J _{CIE}	81.26	-2.88	71.56	71.62	92
G _{CIE}	52.23	-42.41	13.6	44.55	162
B _{CIE}	30.57	1.41	-46.46	46.49	272

Data for maximum colour (Ma):

$LAB^*LAB^*_{Ma}$: 56 -47 -7

$LAB^*LCH^*_{Ma}$: 56 48 190

$lab^*rgb^*_{Ma}$: 0.0 1.0 0.5

$lab^*olv^*_{Ma}$: 0.0 1.0 0.44

triangle lightness t^*

%Gamut

$u^*_{rel} = 83$

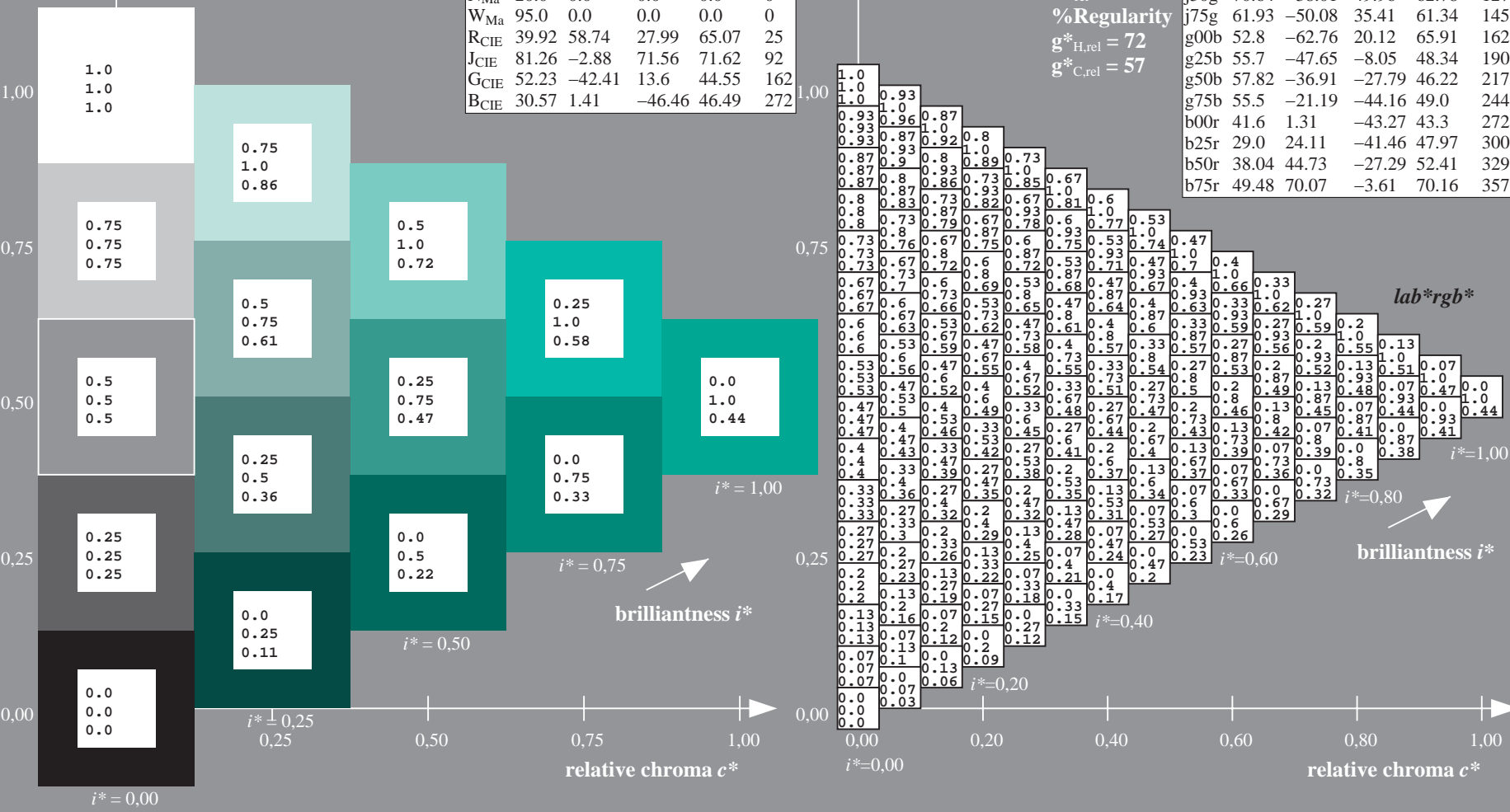
%Regularity

$g^*_{H,rel} = 72$

$g^*_{C,rel} = 57$

ORS20_95a; adapted (a) CIELAB data

	$L^*=L^*_a$	a^*_a	b^*_a	$C^*_{ab,a}$	$h^*_{ab,a}$
r00j	48.88	63.91	30.45	70.79	25
r25j	55.85	50.36	45.65	67.97	42
r50j	65.45	33.86	56.12	65.54	59
r75j	75.19	17.13	66.73	68.89	76
j00g	87.03	-3.21	79.64	79.7	92
j25g	80.72	-24.03	66.82	71.01	110
j50g	70.64	-38.01	49.96	62.78	127
j75g	61.93	-50.08	35.41	61.34	145
g00b	52.8	-62.76	20.12	65.91	162
g25b	55.7	-47.65	-8.05	48.34	190
g50b	57.82	-36.91	-27.79	46.22	217
g75b	55.5	-21.19	-44.16	49.0	244
b00r	41.6	1.31	-43.27	43.3	272
b25r	29.0	24.11	-41.46	47.97	300
b50r	38.04	44.73	-27.29	52.41	329
b75r	49.48	70.07	-3.61	70.16	357



See for similar files: <http://www.ps.bam.de/De99/>; www.ps.bam.de/De.HTM
Technical information: <http://www.ps.bam.de> Version 2.1, io=1,1, ColSPx=1

BAM registration: 20080701-De99/10L/L99E00NP.PS/ .PDF BAM material: code=rhadata
application for evaluation and measurement of printer or monitor systems

Input and output: Colorimetric Printer Reflective System ORS20_95a for relative CIELAB hue $h^* = lab^*h^* = h_{ab}/360 = 217/360 = 0.603$

data for any colour:

lab^*tch^* and lab^*icu^*

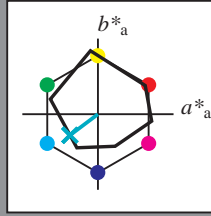
elementary hue text:

$u^* = g50b$

contrast reduction factor:

$c_R = 0.96$

triangle lightness t^*



ORS20_95a; adapted (a) CIELAB data

	$L^*=L^*_a$	a^*_a	b^*_a	$C^*_{ab,a}$	$h^*_{ab,a}$
O _{Ma}	48.75	62.56	37.91	73.15	31
Y _{Ma}	90.92	-9.88	83.88	84.46	97
L _{Ma}	52.69	-62.9	19.95	66.0	162
C _{Ma}	59.61	-27.85	-44.43	52.45	238
V _{Ma}	28.39	22.72	-42.42	48.13	298
M _{Ma}	49.58	71.08	-9.19	71.67	353
N _{Ma}	20.0	0.0	0.0	0.0	0
W _{Ma}	95.0	0.0	0.0	0.0	0
R _{CIE}	39.92	58.74	27.99	65.07	25
J _{CIE}	81.26	-2.88	71.56	71.62	92
G _{CIE}	52.23	-42.41	13.6	44.55	162
B _{CIE}	30.57	1.41	-46.46	46.49	272

Data for maximum colour (Ma):

$LAB^*LAB^*_{Ma}$: 58 -36 -27

$LAB^*LCH^*_{Ma}$: 58 46 217

$lab^*rgb^*_{Ma}$: 0.0 1.0 1.0

$lab^*olv^*_{Ma}$: 0.0 1.0 0.74

triangle lightness t^*

%Gamut

$u^*_{rel} = 83$

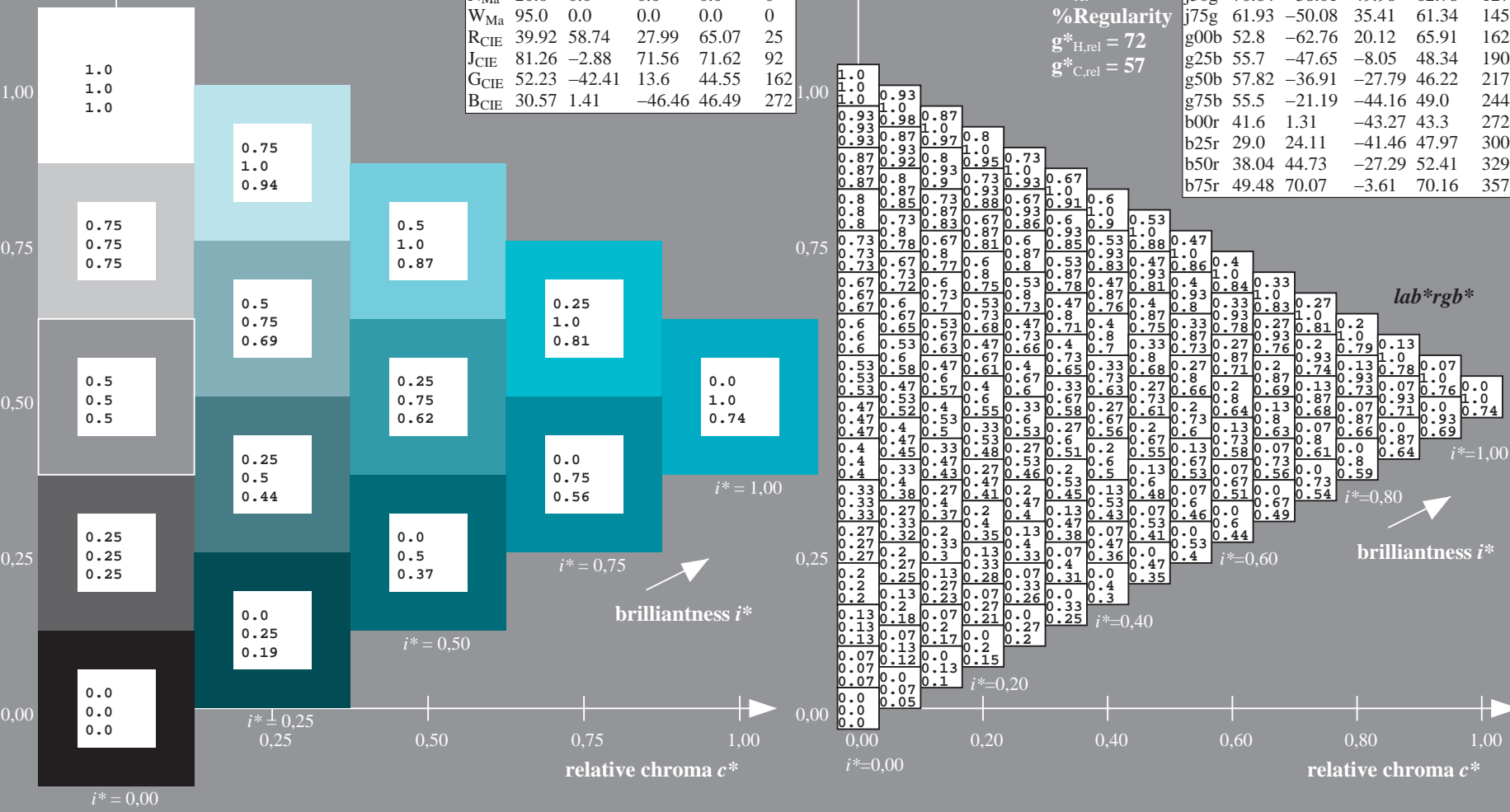
%Regularity

$g^*_{H,rel} = 72$

$g^*_{C,rel} = 57$

ORS20_95a; adapted (a) CIELAB data

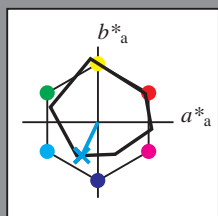
	$L^*=L^*_a$	a^*_a	b^*_a	$C^*_{ab,a}$	$h^*_{ab,a}$
r00j	48.88	63.91	30.45	70.79	25
r25j	55.85	50.36	45.65	67.97	42
r50j	65.45	33.86	56.12	65.54	59
r75j	75.19	17.13	66.73	68.89	76
j00g	87.03	-3.21	79.64	79.7	92
j25g	80.72	-24.03	66.82	71.01	110
j50g	70.64	-38.01	49.96	62.78	127
j75g	61.93	-50.08	35.41	61.34	145
g00b	52.8	-62.76	20.12	65.91	162
g25b	55.7	-47.65	-8.05	48.34	190
g50b	57.82	-36.91	-27.79	46.22	217
g75b	55.5	-21.19	-44.16	49.0	244
b00r	41.6	1.31	-43.27	43.3	272
b25r	29.0	24.11	-41.46	47.97	300
b50r	38.04	44.73	-27.29	52.41	329
b75r	49.48	70.07	-3.61	70.16	357



BAM registration: 20080701-De99/10L/L99E00NP.PS/ .PDF BAM material: code=rhadata
application for evaluation and measurement of printer or monitor systems

Input and output: Colorimetric Printer Reflective System ORS20_95a for relative CIELAB hue $h^* = lab^*h^* = h_{ab}/360 = 244/360 = 0.679$

data for any colour:
 lab^*tch^* and lab^*icu^*
 elementary hue text:
 $u^* = g75b$
 contrast reduction factor:
 $c_R = 0.96$
 triangle lightness t^*



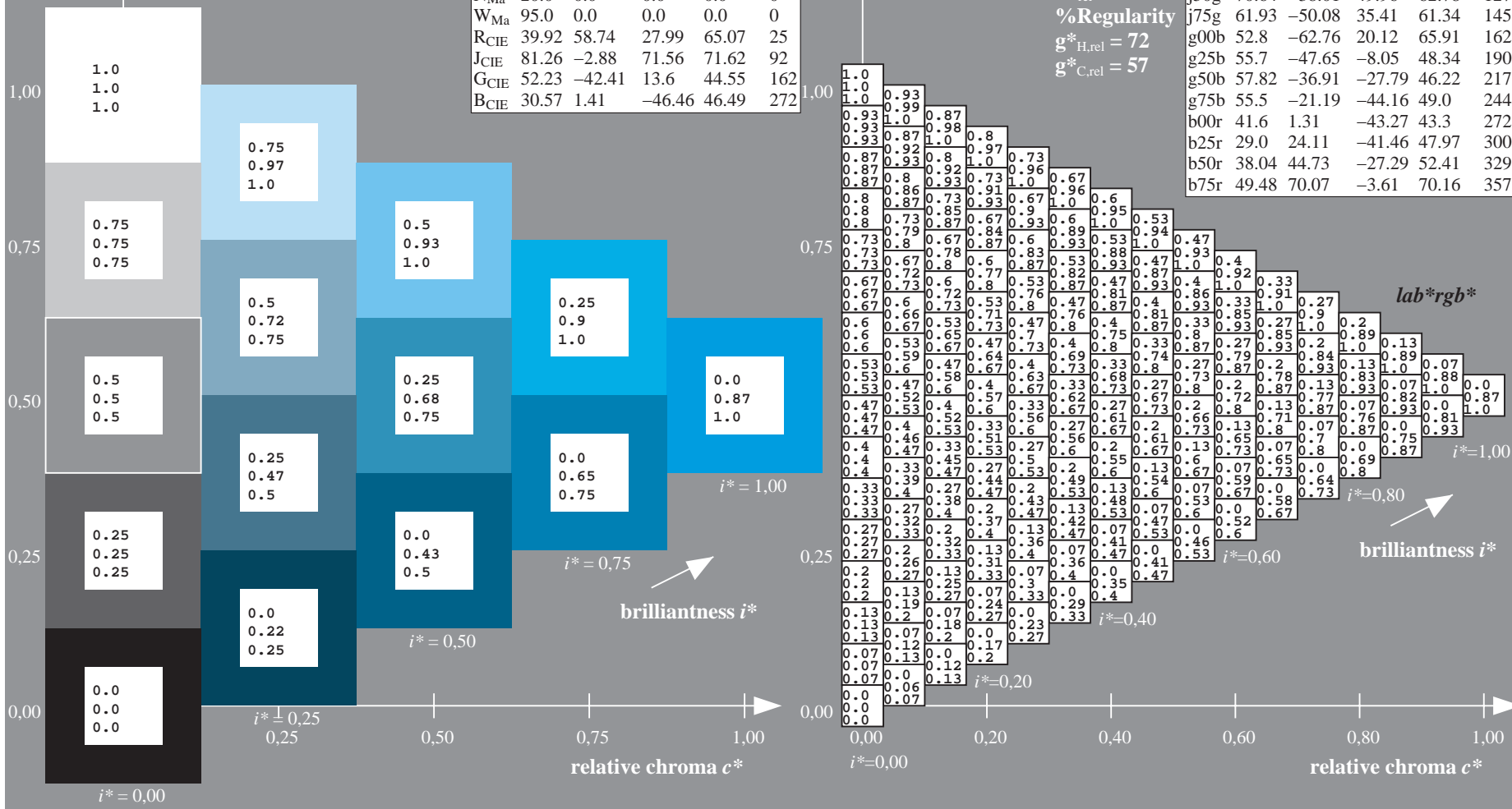
ORS20_95a; adapted (a) CIELAB data					
	$L^*=L^*_a$	a^*_a	b^*_a	$C^*_{ab,a}$	$h^*_{ab,a}$
O _{Ma}	48.75	62.56	37.91	73.15	31
Y _{Ma}	90.92	-9.88	83.88	84.46	97
L _{Ma}	52.69	-62.9	19.95	66.0	162
C _{Ma}	59.61	-27.85	-44.43	52.45	238
V _{Ma}	28.39	22.72	-42.42	48.13	298
M _{Ma}	49.58	71.08	-9.19	71.67	353
N _{Ma}	20.0	0.0	0.0	0.0	0
W _{Ma}	95.0	0.0	0.0	0.0	0
R _{CIE}	39.92	58.74	27.99	65.07	25
J _{CIE}	81.26	-2.88	71.56	71.62	92
G _{CIE}	52.23	-42.41	13.6	44.55	162
B _{CIE}	30.57	1.41	-46.46	46.49	272

Data for maximum colour (Ma):

$LAB^*LAB^*_{Ma}$: 55 -20 -43
 $LAB^*LCH^*_{Ma}$: 55 49 244
 $lab^*rgb^*_{Ma}$: 0.0 0.5 1.0
 $lab^*olv^*_{Ma}$: 0.0 0.87 1.0

ORS20_95a; adapted (a) CIELAB data					
	$L^*=L^*_a$	a^*_a	b^*_a	$C^*_{ab,a}$	$h^*_{ab,a}$
r00j	48.88	63.91	30.45	70.79	25
r25j	55.85	50.36	45.65	67.97	42
r50j	65.45	33.86	56.12	65.54	59
r75j	75.19	17.13	66.73	68.89	76
j00g	87.03	-3.21	79.64	79.7	92
j25g	80.72	-24.03	66.82	71.01	110
j50g	70.64	-38.01	49.96	62.78	127
j75g	61.93	-50.08	35.41	61.34	145
g00b	52.8	-62.76	20.12	65.91	162
g25b	55.7	-47.65	-8.05	48.34	190
g50b	57.82	-36.91	-27.79	46.22	217
g75b	55.5	-21.19	-44.16	49.0	244
b00r	41.6	1.31	-43.27	43.3	272
b25r	29.0	24.11	-41.46	47.97	300
b50r	38.04	44.73	-27.29	52.41	329
b75r	49.48	70.07	-3.61	70.16	357

triangle lightness t^*
 %Gamut
 $u^*_{rel} = 83$
 %Regularity
 $g^*_{H,rel} = 72$
 $g^*_{C,rel} = 57$



See for similar files: <http://www.ps.bam.de/De99/>; www.ps.bam.de/De.HTM
 Technical information: <http://www.ps.bam.de> Version 2.1, io=1,1, ColSPx=1

BAM registration: 20080701-De99/10L/L99E00NP.PS/ .PDF BAM material: code=rh4ta
 application for evaluation and measurement of printer or monitor systems

Input and output: Colorimetric Printer Reflective System ORS20_95a for relative CIELAB hue $h^* = lab^*h^* = h_{ab}/360 = 272/360 = 0.755$

data for any colour:

lab^*tch^* and lab^*icu^*

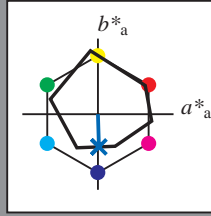
elementary hue text:

$u^* = b00r$

contrast reduction factor:

$c_R = 0.96$

triangle lightness t^*



ORS20_95a; adapted (a) CIELAB data

	$L^*=L^*_a$	a^*_a	b^*_a	$C^*_{ab,a}$	$h^*_{ab,a}$
O _{Ma}	48.75	62.56	37.91	73.15	31
Y _{Ma}	90.92	-9.88	83.88	84.46	97
L _{Ma}	52.69	-62.9	19.95	66.0	162
C _{Ma}	59.61	-27.85	-44.43	52.45	238
V _{Ma}	28.39	22.72	-42.42	48.13	298
M _{Ma}	49.58	71.08	-9.19	71.67	353
N _{Ma}	20.0	0.0	0.0	0.0	0
W _{Ma}	95.0	0.0	0.0	0.0	0
R _{CIE}	39.92	58.74	27.99	65.07	25
J _{CIE}	81.26	-2.88	71.56	71.62	92
G _{CIE}	52.23	-42.41	13.6	44.55	162
B _{CIE}	30.57	1.41	-46.46	46.49	272

Data for maximum colour (Ma):

$LAB^*LAB^*_{Ma}$: 42 1 -42

$LAB^*LCH^*_{Ma}$: 42 43 272

$lab^*rgb^*_{Ma}$: 0.0 0.0 1.0

$lab^*olv^*_{Ma}$: 0.0 0.42 1.0

triangle lightness t^*

%Gamut

$u^*_{rel} = 83$

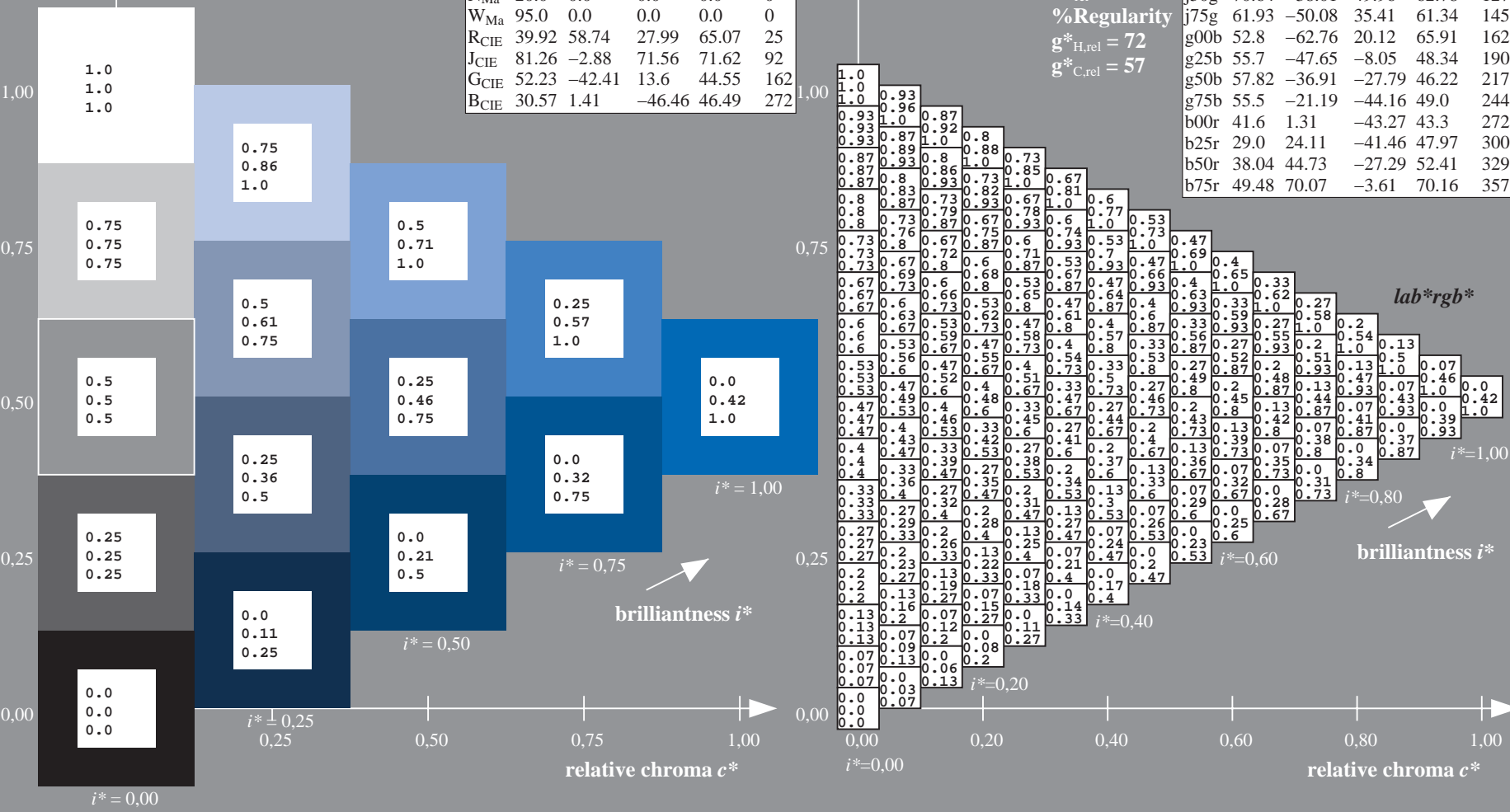
%Regularity

$g^*_{H,rel} = 72$

$g^*_{C,rel} = 57$

ORS20_95a; adapted (a) CIELAB data

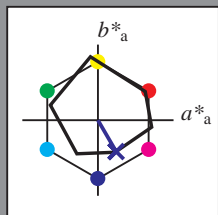
	$L^*=L^*_a$	a^*_a	b^*_a	$C^*_{ab,a}$	$h^*_{ab,a}$
r00j	48.88	63.91	30.45	70.79	25
r25j	55.85	50.36	45.65	67.97	42
r50j	65.45	33.86	56.12	65.54	59
r75j	75.19	17.13	66.73	68.89	76
j00g	87.03	-3.21	79.64	79.7	92
j25g	80.72	-24.03	66.82	71.01	110
j50g	70.64	-38.01	49.96	62.78	127
j75g	61.93	-50.08	35.41	61.34	145
g00b	52.8	-62.76	20.12	65.91	162
g25b	55.7	-47.65	-8.05	48.34	190
g50b	57.82	-36.91	-27.79	46.22	217
g75b	55.5	-21.19	-44.16	49.0	244
b00r	41.6	1.31	-43.27	43.3	272
b25r	29.0	24.11	-41.46	47.97	300
b50r	38.04	44.73	-27.29	52.41	329
b75r	49.48	70.07	-3.61	70.16	357



BAM registration: 20080701-De99/10L/L99E00NP.PS/ .PDF
application for evaluation and measurement of printer or monitor systems
BAM material: code=rhadata

Input and output: Colorimetric Printer Reflective System ORS20_95a for relative CIELAB hue $h^* = lab^*h^* = h_{ab}/360 = 300/360 = 0.834$

data for any colour:
 lab^*tch^* and lab^*icu^*
 elementary hue text:
 $u^* = b25r$
 contrast reduction factor:
 $c_R = 0.96$
 triangle lightness t^*



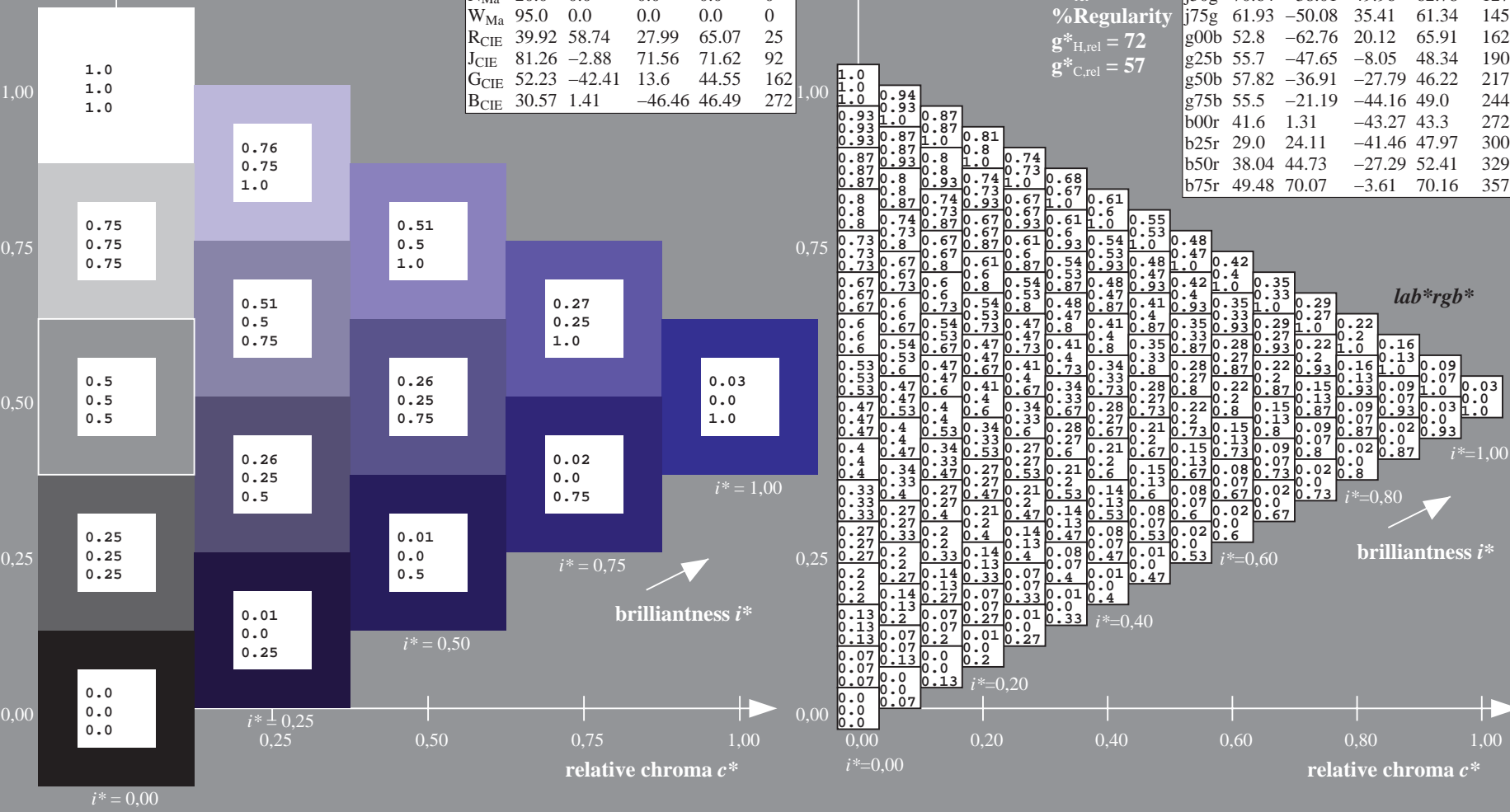
ORS20_95a; adapted (a) CIELAB data					
	$L^*=L^*_a$	a^*_a	b^*_a	$C^*_{ab,a}$	$h^*_{ab,a}$
O _{Ma}	48.75	62.56	37.91	73.15	31
Y _{Ma}	90.92	-9.88	83.88	84.46	97
L _{Ma}	52.69	-62.9	19.95	66.0	162
C _{Ma}	59.61	-27.85	-44.43	52.45	238
V _{Ma}	28.39	22.72	-42.42	48.13	298
M _{Ma}	49.58	71.08	-9.19	71.67	353
N _{Ma}	20.0	0.0	0.0	0.0	0
W _{Ma}	95.0	0.0	0.0	0.0	0
R _{CIE}	39.92	58.74	27.99	65.07	25
J _{CIE}	81.26	-2.88	71.56	71.62	92
G _{CIE}	52.23	-42.41	13.6	44.55	162
B _{CIE}	30.57	1.41	-46.46	46.49	272

Data for maximum colour (Ma):

$LAB^*LAB^*_{Ma}$: 29 24 -40
 $LAB^*LCH^*_{Ma}$: 29 48 300
 $lab^*rgb^*_{Ma}$: 0.5 0.0 1.0
 $lab^*olv^*_{Ma}$: 0.03 0.0 1.0

ORS20_95a; adapted (a) CIELAB data					
	$L^*=L^*_a$	a^*_a	b^*_a	$C^*_{ab,a}$	$h^*_{ab,a}$
r00j	48.88	63.91	30.45	70.79	25
r25j	55.85	50.36	45.65	67.97	42
r50j	65.45	33.86	56.12	65.54	59
r75j	75.19	17.13	66.73	68.89	76
j00g	87.03	-3.21	79.64	79.7	92
j25g	80.72	-24.03	66.82	71.01	110
j50g	70.64	-38.01	49.96	62.78	127
j75g	61.93	-50.08	35.41	61.34	145
g00b	52.8	-62.76	20.12	65.91	162
g25b	55.7	-47.65	-8.05	48.34	190
g50b	57.82	-36.91	-27.79	46.22	217
g75b	55.5	-21.19	-44.16	49.0	244
b00r	41.6	1.31	-43.27	43.3	272
b25r	29.0	24.11	-41.46	47.97	300
b50r	38.04	44.73	-27.29	52.41	329
b75r	49.48	70.07	-3.61	70.16	357

triangle lightness t^*
 %Gamut
 $u^*_{rel} = 83$
 %Regularity
 $g^*_{H,rel} = 72$
 $g^*_{C,rel} = 57$



BAM registration: 20080701-De99/10L/L99E00NP.PS/ .PDF
 application for evaluation and measurement of printer or monitor systems
 BAM material: code=rhadata

Input and output: Colorimetric Printer Reflective System ORS20_95a for relative CIELAB hue $h^* = lab^*h^* = h_{ab}/360 = 329/360 = 0.913$

data for any colour:

lab^*tch^* and lab^*icu^*

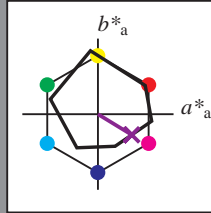
elementary hue text:

$u^* = b50r$

contrast reduction factor:

$c_R = 0.96$

triangle lightness t^*



ORS20_95a; adapted (a) CIELAB data

	$L^*=L^*_a$	a^*_a	b^*_a	$C^*_{ab,a}$	$h^*_{ab,a}$
O _{Ma}	48.75	62.56	37.91	73.15	31
Y _{Ma}	90.92	-9.88	83.88	84.46	97
L _{Ma}	52.69	-62.9	19.95	66.0	162
C _{Ma}	59.61	-27.85	-44.43	52.45	238
V _{Ma}	28.39	22.72	-42.42	48.13	298
M _{Ma}	49.58	71.08	-9.19	71.67	353
N _{Ma}	20.0	0.0	0.0	0.0	0
W _{Ma}	95.0	0.0	0.0	0.0	0
R _{CIE}	39.92	58.74	27.99	65.07	25
J _{CIE}	81.26	-2.88	71.56	71.62	92
G _{CIE}	52.23	-42.41	13.6	44.55	162
B _{CIE}	30.57	1.41	-46.46	46.49	272

Data for maximum colour (Ma):

$LAB^*LAB^*_{Ma}$: 38 45 -26

$LAB^*LCH^*_{Ma}$: 38 52 329

$lab^*rgb^*_{Ma}$: 1.0 0.0 1.0

$lab^*olv^*_{Ma}$: 0.46 0.0 1.0

triangle lightness t^*

%Gamut

$u^*_{rel} = 83$

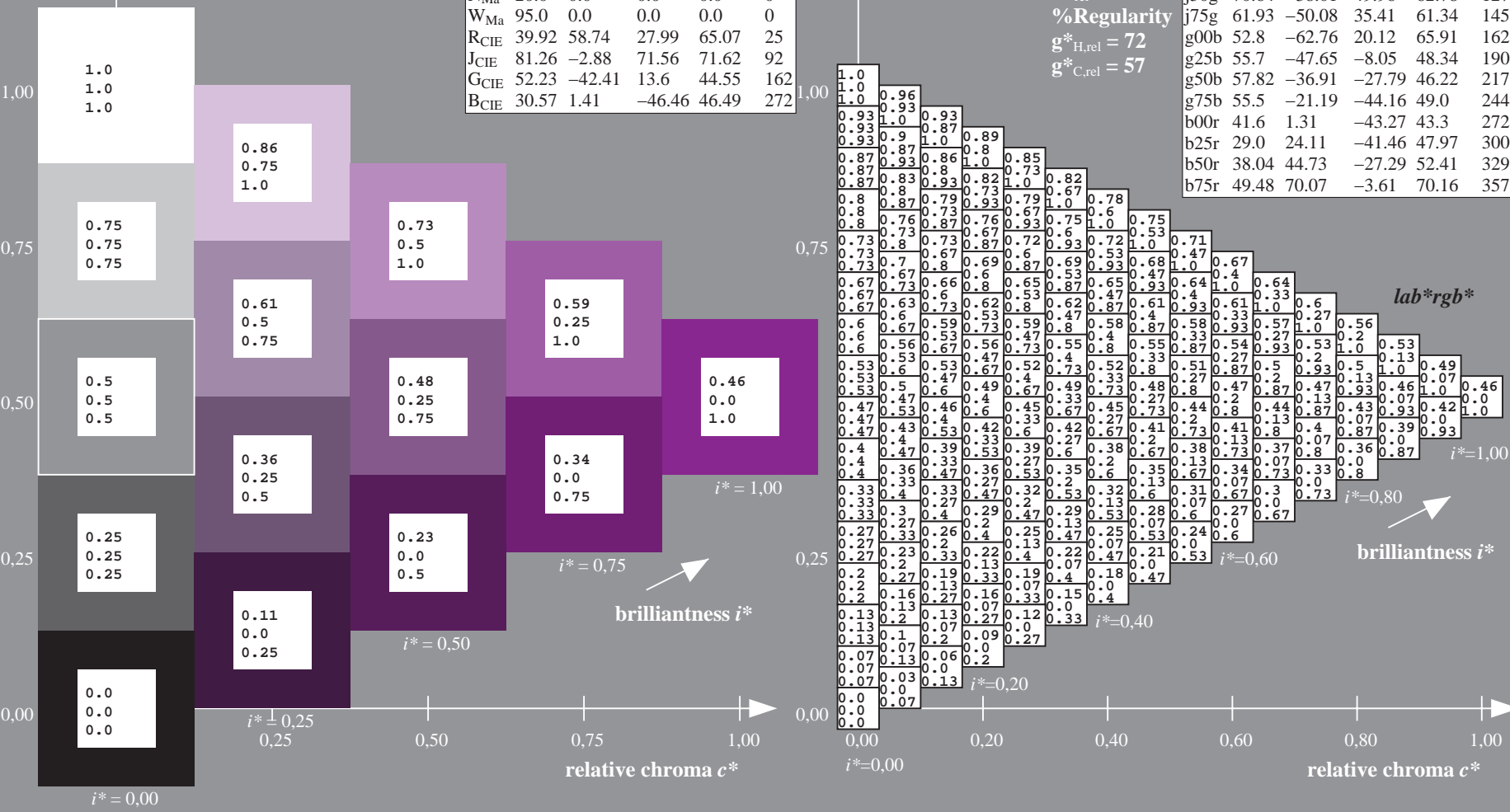
%Regularity

$g^*_{H,rel} = 72$

$g^*_{C,rel} = 57$

ORS20_95a; adapted (a) CIELAB data

	$L^*=L^*_a$	a^*_a	b^*_a	$C^*_{ab,a}$	$h^*_{ab,a}$
r00j	48.88	63.91	30.45	70.79	25
r25j	55.85	50.36	45.65	67.97	42
r50j	65.45	33.86	56.12	65.54	59
r75j	75.19	17.13	66.73	68.89	76
j00g	87.03	-3.21	79.64	79.7	92
j25g	80.72	-24.03	66.82	71.01	110
j50g	70.64	-38.01	49.96	62.78	127
j75g	61.93	-50.08	35.41	61.34	145
g00b	52.8	-62.76	20.12	65.91	162
g25b	55.7	-47.65	-8.05	48.34	190
g50b	57.82	-36.91	-27.79	46.22	217
g75b	55.5	-21.19	-44.16	49.0	244
b00r	41.6	1.31	-43.27	43.3	272
b25r	29.0	24.11	-41.46	47.97	300
b50r	38.04	44.73	-27.29	52.41	329
b75r	49.48	70.07	-3.61	70.16	357



See for similar files: <http://www.ps.bam.de/De99/>; www.ps.bam.de/De.HTM
Technical information: <http://www.ps.bam.de> Version 2.1, io=1,1, ColSPX=1

BAM registration: 20080701-De99/10L/L99E00NP.PS/ .PDF BAM material: code=rhadata
application for evaluation and measurement of printer or monitor systems

Input and output: Colorimetric Printer Reflective System ORS20_95a for relative CIELAB hue $h^* = lab^*h^* = h_{ab}/360 = 357/360 = 0.992$

data for any colour:

lab^*tch^* and lab^*icu^*

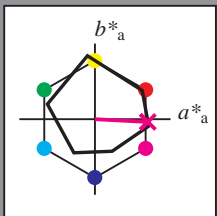
elementary hue text:

$u^* = b75r$

contrast reduction factor:

$c_R = 0.96$

triangle lightness t^*



ORS20_95a; adapted (a) CIELAB data

	$L^*=L^*_a$	a^*_a	b^*_a	$C^*_{ab,a}$	$h^*_{ab,a}$
O _{Ma}	48.75	62.56	37.91	73.15	31
Y _{Ma}	90.92	-9.88	83.88	84.46	97
L _{Ma}	52.69	-62.9	19.95	66.0	162
C _{Ma}	59.61	-27.85	-44.43	52.45	238
V _{Ma}	28.39	22.72	-42.42	48.13	298
M _{Ma}	49.58	71.08	-9.19	71.67	353
N _{Ma}	20.0	0.0	0.0	0.0	0
W _{Ma}	95.0	0.0	0.0	0.0	0
R _{CIE}	39.92	58.74	27.99	65.07	25
J _{CIE}	81.26	-2.88	71.56	71.62	92
G _{CIE}	52.23	-42.41	13.6	44.55	162
B _{CIE}	30.57	1.41	-46.46	46.49	272

Data for maximum colour (Ma):

$LAB^*LAB^*_{Ma}$: 49 70 -3

$LAB^*LCH^*_{Ma}$: 49 70 357

$lab^*rgb^*_{Ma}$: 1.0 0.0 0.5

$lab^*olv^*_{Ma}$: 1.0 0.0 0.88

triangle lightness t^*

%Gamut

$u^*_{rel} = 83$

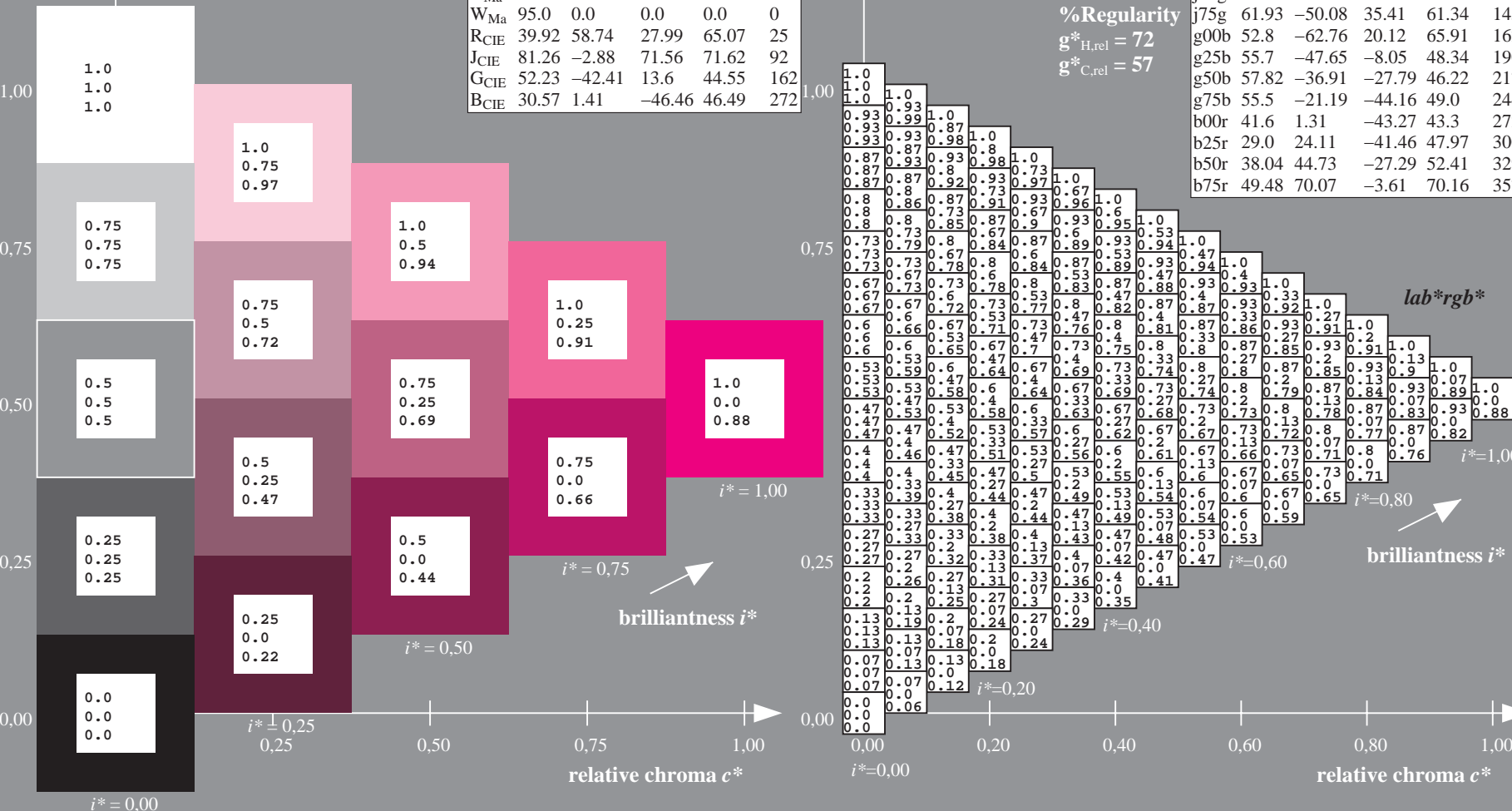
%Regularity

$g^*_{H,rel} = 72$

$g^*_{C,rel} = 57$

ORS20_95a; adapted (a) CIELAB data

	$L^*=L^*_a$	a^*_a	b^*_a	$C^*_{ab,a}$	$h^*_{ab,a}$
r00j	48.88	63.91	30.45	70.79	25
r25j	55.85	50.36	45.65	67.97	42
r50j	65.45	33.86	56.12	65.54	59
r75j	75.19	17.13	66.73	68.89	76
j00g	87.03	-3.21	79.64	79.7	92
j25g	80.72	-24.03	66.82	71.01	110
j50g	70.64	-38.01	49.96	62.78	127
j75g	61.93	-50.08	35.41	61.34	145
g00b	52.8	-62.76	20.12	65.91	162
g25b	55.7	-47.65	-8.05	48.34	190
g50b	57.82	-36.91	-27.79	46.22	217
g75b	55.5	-21.19	-44.16	49.0	244
b00r	41.6	1.31	-43.27	43.3	272
b25r	29.0	24.11	-41.46	47.97	300
b50r	38.04	44.73	-27.29	52.41	329
b75r	49.48	70.07	-3.61	70.16	357

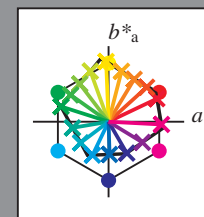


See for similar files: <http://www.ps.bam.de/De99/>; www.ps.bam.de/De.HTM
Technical information: <http://www.ps.bam.de> Version 2.1, io=1,1, ColSpx=1

BAM registration: 20080701-De99/10L/L99E00NP.PS/ .PDF BAM material: code=rh4ta
application for evaluation and measurement of printer or monitor systems

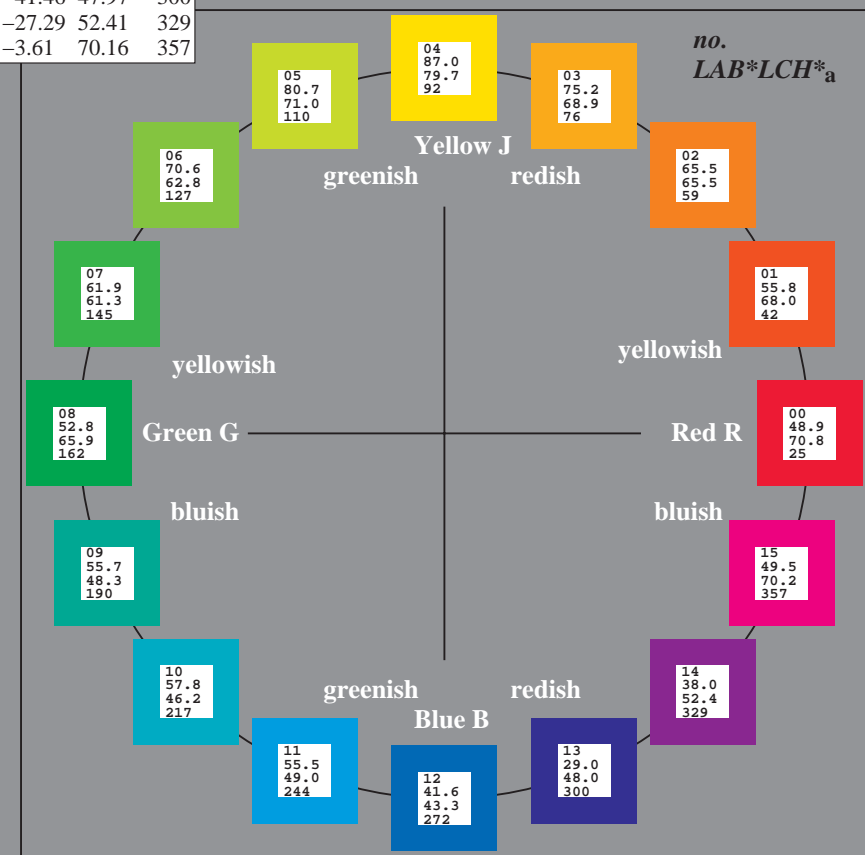
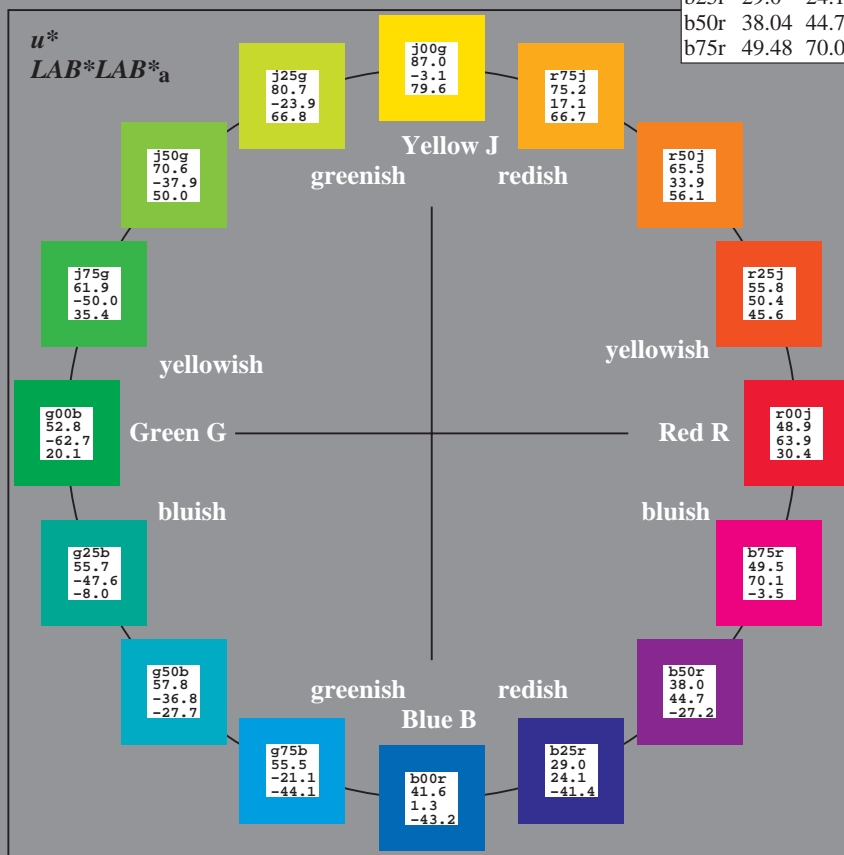
Input and output:
 Colorimetric Printer Reflective System ORS20_95a
 data for any colour:
*lab**rch** and lab**icu***
 elementary hue text:
*u** = 16 hues *r00j*, *r25j*, ..., *b75r*
 contrast reduction factor:
 $c_R = 0.96$

ORS20_95a; adapted (a) CIELAB data					
	$L^*=L^*_a$	a^*_a	b^*_a	$C^*_{ab,a}$	$h^*_{ab,a}$
r00j	48.88	63.91	30.45	70.79	25
r25j	55.85	50.36	45.65	67.97	42
r50j	65.45	33.86	56.12	65.54	59
r75j	75.19	17.13	66.73	68.89	76
j00g	87.03	-3.21	79.64	79.7	92
j25g	80.72	-24.03	66.82	71.01	110
j50g	70.64	-38.01	49.96	62.78	127
j75g	61.93	-50.08	35.41	61.34	145
g00b	52.8	-62.76	20.12	65.91	162
g25b	55.7	-47.65	-8.05	48.34	190
g50b	57.82	-36.91	-27.79	46.22	217
g75b	55.5	-21.19	-44.16	49.0	244
b00r	41.6	1.31	-43.27	43.3	272
b25r	29.0	24.11	-41.46	47.97	300
b50r	38.04	44.73	-27.29	52.41	329
b75r	49.48	70.07	-3.61	70.16	357



%Gamut
 $u^*_{rel} = 83$
 %Regularity
 $g^*_{H,rel} = 72$
 $g^*_{C,rel} = 57$

ORS20_95a; adapted (a) CIELAB data					
	$L^*=L^*_a$	a^*_a	b^*_a	$C^*_{ab,a}$	$h^*_{ab,a}$
O _{Ma}	48.75	62.56	37.91	73.15	31
Y _{Ma}	90.92	-9.88	83.88	84.46	97
L _{Ma}	52.69	-62.9	19.95	66.0	162
C _{Ma}	59.61	-27.85	-44.43	52.45	238
V _{Ma}	28.39	22.72	-42.42	48.13	298
M _{Ma}	49.58	71.08	-9.19	71.67	353
N _{Ma}	20.0	0.0	0.0	0.0	0
W _{Ma}	95.0	0.0	0.0	0.0	0
R _{CIE}	39.92	58.74	27.99	65.07	25
J _{CIE}	81.26	-2.88	71.56	71.62	92
G _{CIE}	52.23	-42.41	13.6	44.55	162
B _{CIE}	30.57	1.41	-46.46	46.49	272



See for similar files: <http://www.ps.bam.de/De99/>; www.ps.bam.de/De.HTM
 Technical information: <http://www.ps.bam.de> Version 2.1, io=1,1, ColSpX=1

BAM registration: 20080701-De99/10L/L99E00NP.PS/ .PDF BAM material: code=rhadata
 application for evaluation and measurement of printer or monitor systems

Input and output: Colorimetric Printer Reflective System ORS20_95a for relative CIELAB hue $h^* = lab^*h^* = h_{ab}/360 = 25/360 = 0.071$

data for any colour:

lab^*tch^* and lab^*icu^*

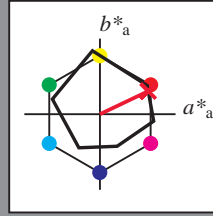
elementary hue text:

$u^* = r00j$

contrast reduction factor:

$c_R = 0.96$

triangle lightness t^*



ORS20_95a; adapted (a) CIELAB data

	$L^*=L^*_a$	a^*_a	b^*_a	$C^*_{ab,a}$	$h^*_{ab,a}$
O _{Ma}	48.75	62.56	37.91	73.15	31
Y _{Ma}	90.92	-9.88	83.88	84.46	97
L _{Ma}	52.69	-62.9	19.95	66.0	162
C _{Ma}	59.61	-27.85	-44.43	52.45	238
V _{Ma}	28.39	22.72	-42.42	48.13	298
M _{Ma}	49.58	71.08	-9.19	71.67	353
N _{Ma}	20.0	0.0	0.0	0.0	0
W _{Ma}	95.0	0.0	0.0	0.0	0
R _{CIE}	39.92	58.74	27.99	65.07	25
J _{CIE}	81.26	-2.88	71.56	71.62	92
G _{CIE}	52.23	-42.41	13.6	44.55	162
B _{CIE}	30.57	1.41	-46.46	46.49	272

Data for maximum colour (Ma):

$LAB^*LAB^*_Ma$: 49 64 30

$LAB^*LCH^*_Ma$: 49 71 25

$lab^*rgb^*_Ma$: 1.0 0.0 0.0

$lab^*olv^*_Ma$: 1.0 0.0 0.16

triangle lightness t^*

%Gamut

$u^*_{rel} = 83$

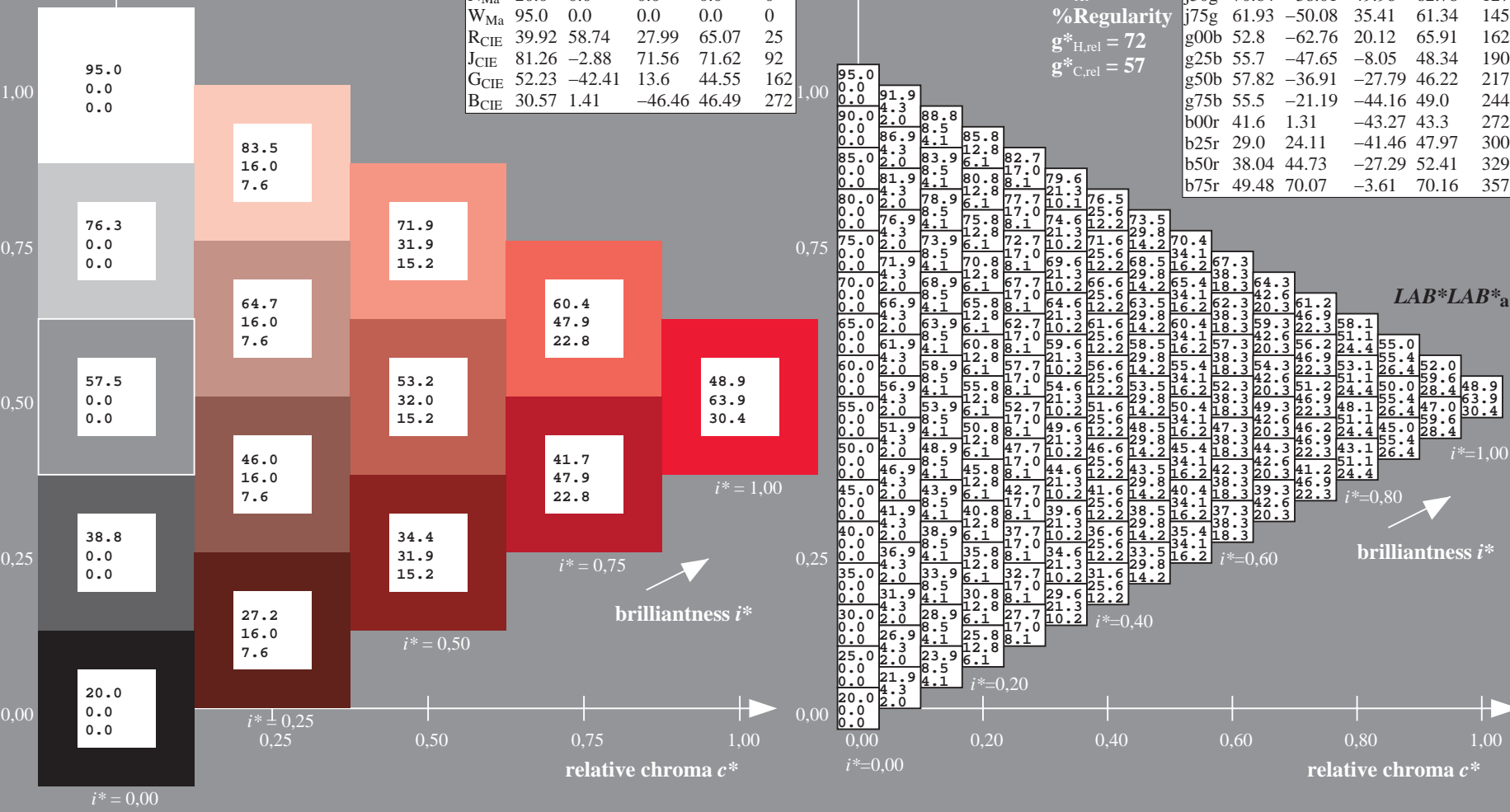
%Regularity

$g^*_{H,rel} = 72$

$g^*_{C,rel} = 57$

ORS20_95a; adapted (a) CIELAB data

	$L^*=L^*_a$	a^*_a	b^*_a	$C^*_{ab,a}$	$h^*_{ab,a}$
r00j	48.88	63.91	30.45	70.79	25
r25j	55.85	50.36	45.65	67.97	42
r50j	65.45	33.86	56.12	65.54	59
r75j	75.19	17.13	66.73	68.89	76
j00g	87.03	-3.21	79.64	79.7	92
j25g	80.72	-24.03	66.82	71.01	110
j50g	70.64	-38.01	49.96	62.78	127
j75g	61.93	-50.08	35.41	61.34	145
g00b	52.8	-62.76	20.12	65.91	162
g25b	55.7	-47.65	-8.05	48.34	190
g50b	57.82	-36.91	-27.79	46.22	217
g75b	55.5	-21.19	-44.16	49.0	244
b00r	41.6	1.31	-43.27	43.3	272
b25r	29.0	24.11	-41.46	47.97	300
b50r	38.04	44.73	-27.29	52.41	329
b75r	49.48	70.07	-3.61	70.16	357



BAM registration: 20080701-De99/10L/L99E00NP.PS/ .PDF
application for evaluation and measurement of printer or monitor systems
BAM material: code=rhadata

Input and output: Colorimetric Printer Reflective System ORS20_95a for relative CIELAB hue $h^* = lab^*h^* = h_{ab}/360 = 42/360 = 0.117$

data for any colour:

lab^*tch^* and lab^*icu^*

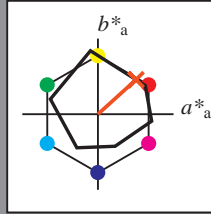
elementary hue text:

$u^* = r25j$

contrast reduction factor:

$c_R = 0.96$

triangle lightness t^*



ORS20_95a; adapted (a) CIELAB data

	$L^*=L^*_a$	a^*_a	b^*_a	$C^*_{ab,a}$	$h^*_{ab,a}$
O _{Ma}	48.75	62.56	37.91	73.15	31
Y _{Ma}	90.92	-9.88	83.88	84.46	97
L _{Ma}	52.69	-62.9	19.95	66.0	162
C _{Ma}	59.61	-27.85	-44.43	52.45	238
V _{Ma}	28.39	22.72	-42.42	48.13	298
M _{Ma}	49.58	71.08	-9.19	71.67	353
N _{Ma}	20.0	0.0	0.0	0.0	0
W _{Ma}	95.0	0.0	0.0	0.0	0
R _{CIE}	39.92	58.74	27.99	65.07	25
J _{CIE}	81.26	-2.88	71.56	71.62	92
G _{CIE}	52.23	-42.41	13.6	44.55	162
B _{CIE}	30.57	1.41	-46.46	46.49	272

Data for maximum colour (Ma):

$LAB^*LAB^*_Ma$: 56 50 46

$LAB^*LCH^*_Ma$: 56 68 42

$lab^*rgb^*_Ma$: 1.0 0.25 0.0

$lab^*olv^*_Ma$: 1.0 0.17 0.0

triangle lightness t^*

%Gamut

$u^*_{rel} = 83$

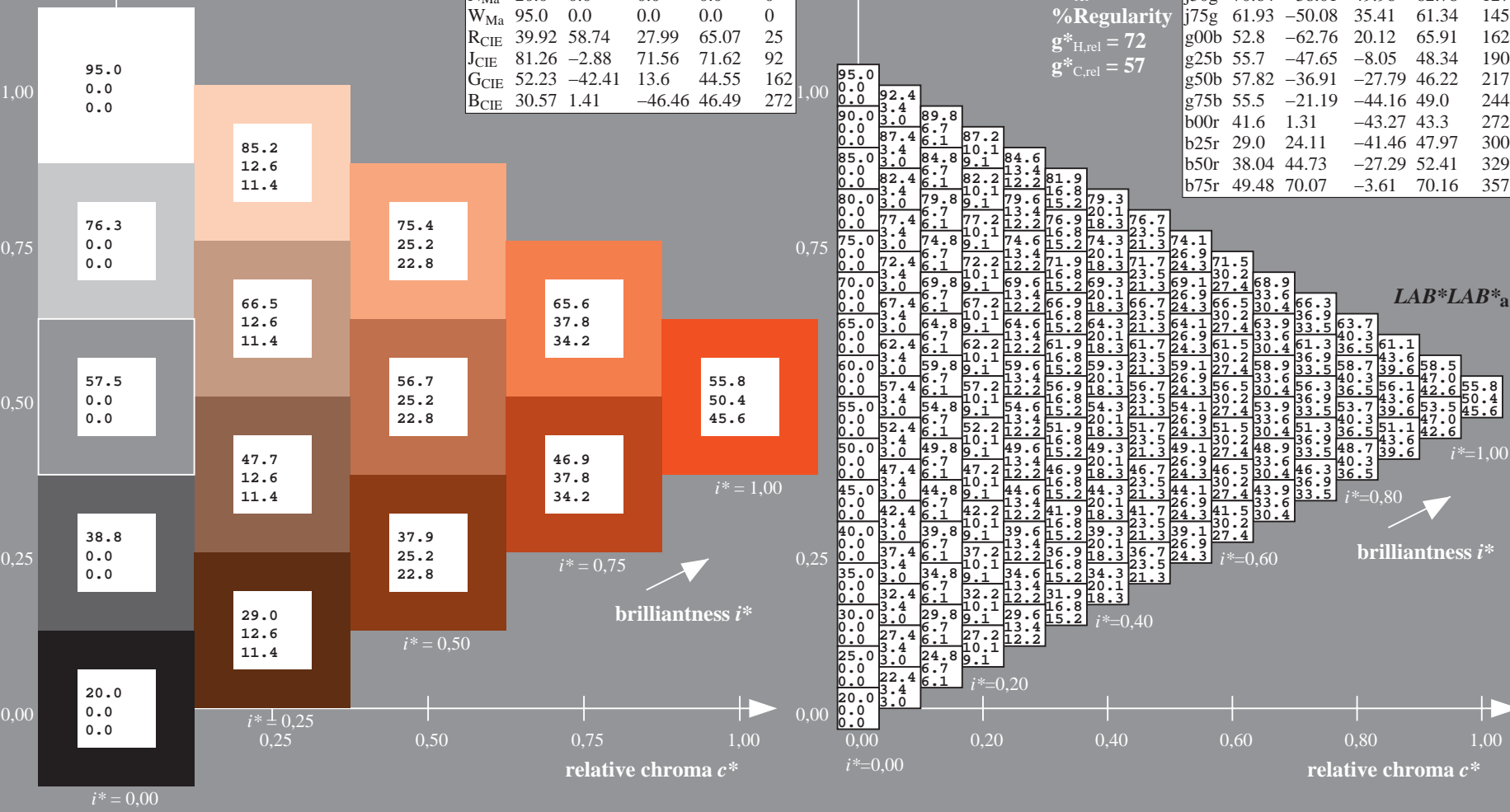
%Regularity

$g^*_{H,rel} = 72$

$g^*_{C,rel} = 57$

ORS20_95a; adapted (a) CIELAB data

	$L^*=L^*_a$	a^*_a	b^*_a	$C^*_{ab,a}$	$h^*_{ab,a}$
r00j	48.88	63.91	30.45	70.79	25
r25j	55.85	50.36	45.65	67.97	42
r50j	65.45	33.86	56.12	65.54	59
r75j	75.19	17.13	66.73	68.89	76
j00g	87.03	-3.21	79.64	79.7	92
j25g	80.72	-24.03	66.82	71.01	110
j50g	70.64	-38.01	49.96	62.78	127
j75g	61.93	-50.08	35.41	61.34	145
g00b	52.8	-62.76	20.12	65.91	162
g25b	55.7	-47.65	-8.05	48.34	190
g50b	57.82	-36.91	-27.79	46.22	217
g75b	55.5	-21.19	-44.16	49.0	244
b00r	41.6	1.31	-43.27	43.3	272
b25r	29.0	24.11	-41.46	47.97	300
b50r	38.04	44.73	-27.29	52.41	329
b75r	49.48	70.07	-3.61	70.16	357

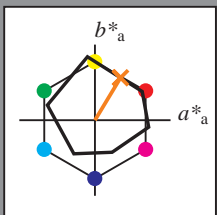


See for similar files: <http://www.ps.bam.de/De99/>; www.ps.bam.de/De.HTM
Technical information: <http://www.ps.bam.de> Version 2.1, io=1,1, ColSPx=1

BAM registration: 20080701-De99/10L/L99E00NP.PS/ .PDF BAM material: code=rhadata
application for evaluation and measurement of printer or monitor systems

Input and output: Colorimetric Printer Reflective System ORS20_95a for relative CIELAB hue $h^* = lab^*h^* = h_{ab}/360 = 59/360 = 0.164$

data for any colour:
 lab^*tch^* and lab^*icu^*
 elementary hue text:
 $u^* = r50j$
 contrast reduction factor:
 $c_R = 0.96$
 triangle lightness t^*



ORS20_95a; adapted (a) CIELAB data					
	$L^*=L^*_a$	a^*_a	b^*_a	$C^*_{ab,a}$	$h^*_{ab,a}$
O _{Ma}	48.75	62.56	37.91	73.15	31
Y _{Ma}	90.92	-9.88	83.88	84.46	97
L _{Ma}	52.69	-62.9	19.95	66.0	162
C _{Ma}	59.61	-27.85	-44.43	52.45	238
V _{Ma}	28.39	22.72	-42.42	48.13	298
M _{Ma}	49.58	71.08	-9.19	71.67	353
N _{Ma}	20.0	0.0	0.0	0.0	0
W _{Ma}	95.0	0.0	0.0	0.0	0
R _{CIE}	39.92	58.74	27.99	65.07	25
J _{CIE}	81.26	-2.88	71.56	71.62	92
G _{CIE}	52.23	-42.41	13.6	44.55	162
B _{CIE}	30.57	1.41	-46.46	46.49	272

Data for maximum colour (Ma):

$LAB^*LAB^*_Ma$: 65 34 56

$LAB^*LCH^*_Ma$: 65 66 59

$lab^*rgb^*_Ma$: 1.0 0.5 0.0

$lab^*olv^*_Ma$: 1.0 0.4 0.0

triangle lightness t^*

%Gamut

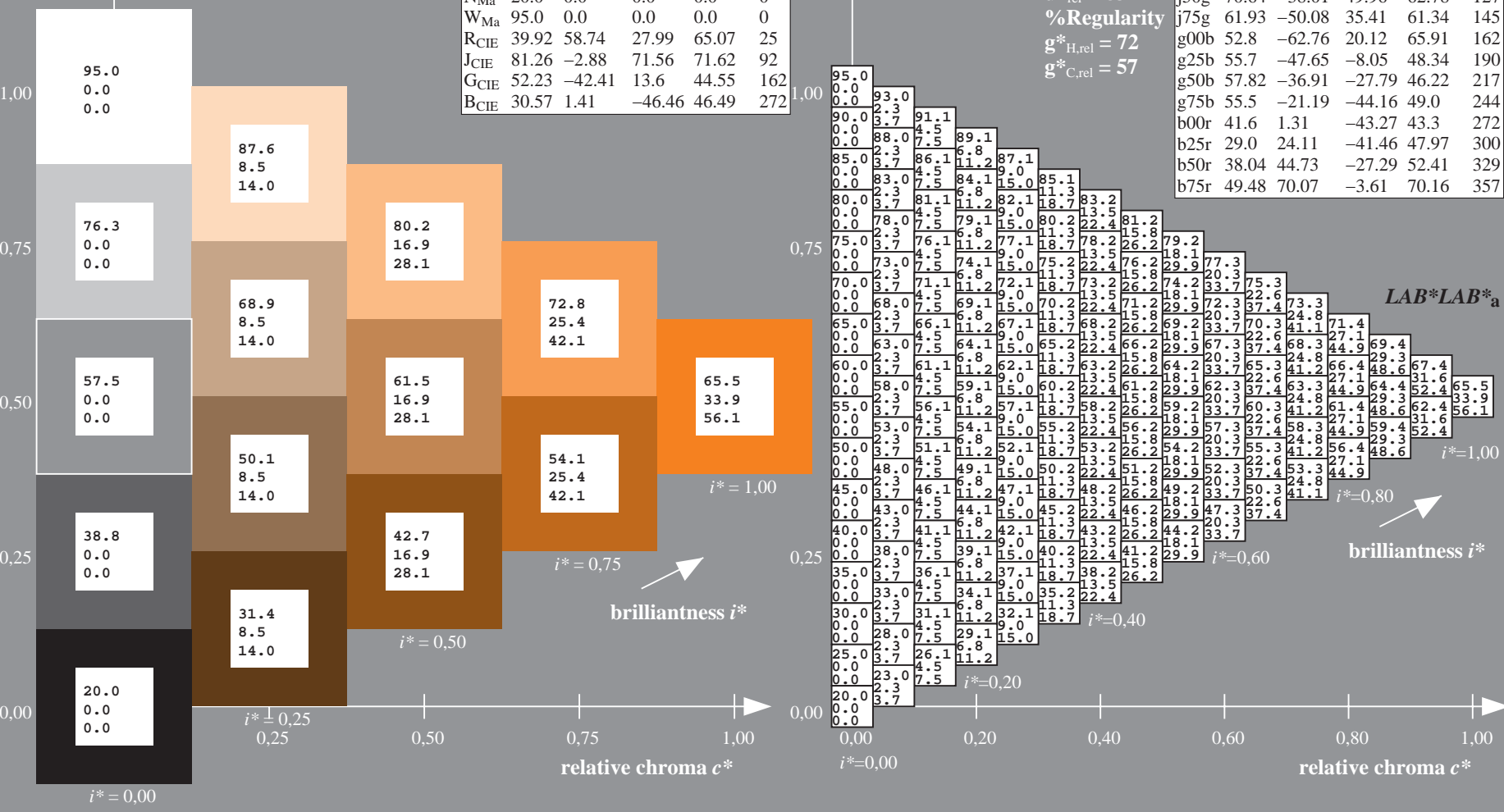
$u^*_{rel} = 83$

%Regularity

$g^*_{H,rel} = 72$

$g^*_{C,rel} = 57$

ORS20_95a; adapted (a) CIELAB data					
	$L^*=L^*_a$	a^*_a	b^*_a	$C^*_{ab,a}$	$h^*_{ab,a}$
r00j	48.88	63.91	30.45	70.79	25
r25j	55.85	50.36	45.65	67.97	42
r50j	65.45	33.86	56.12	65.54	59
r75j	75.19	17.13	66.73	68.89	76
j00g	87.03	-3.21	79.64	79.7	92
j25g	80.72	-24.03	66.82	71.01	110
j50g	70.64	-38.01	49.96	62.78	127
j75g	61.93	-50.08	35.41	61.34	145
g00b	52.8	-62.76	20.12	65.91	162
g25b	55.7	-47.65	-8.05	48.34	190
g50b	57.82	-36.91	-27.79	46.22	217
g75b	55.5	-21.19	-44.16	49.0	244
b00r	41.6	1.31	-43.27	43.3	272
b25r	29.0	24.11	-41.46	47.97	300
b50r	38.04	44.73	-27.29	52.41	329
b75r	49.48	70.07	-3.61	70.16	357



See for similar files: <http://www.ps.bam.de/De99/>; www.ps.bam.de/De.HTM
 Technical information: <http://www.ps.bam.de> Version 2.1, io=1,1, ColSPx=1

BAM registration: 20080701-De99/10L/L99E00NP.PS/.PDF BAM material: code=rhadata
 application for evaluation and measurement of printer or monitor systems

Input and output: Colorimetric Printer Reflective System ORS20_95a for relative CIELAB hue $h^* = lab^*h^* = h_{ab}/360 = 76/360 = 0.21$

data for any colour:

lab^*tch^* and lab^*icu^*

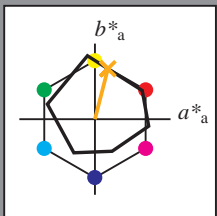
elementary hue text:

$u^* = r75j$

contrast reduction factor:

$c_R = 0.96$

triangle lightness t^*



ORS20_95a; adapted (a) CIELAB data

	$L^*=L^*_a$	a^*_a	b^*_a	$C^*_{ab,a}$	$h^*_{ab,a}$
O _{Ma}	48.75	62.56	37.91	73.15	31
Y _{Ma}	90.92	-9.88	83.88	84.46	97
L _{Ma}	52.69	-62.9	19.95	66.0	162
C _{Ma}	59.61	-27.85	-44.43	52.45	238
V _{Ma}	28.39	22.72	-42.42	48.13	298
M _{Ma}	49.58	71.08	-9.19	71.67	353
N _{Ma}	20.0	0.0	0.0	0.0	0
W _{Ma}	95.0	0.0	0.0	0.0	0
R _{CIE}	39.92	58.74	27.99	65.07	25
J _{CIE}	81.26	-2.88	71.56	71.62	92
G _{CIE}	52.23	-42.41	13.6	44.55	162
B _{CIE}	30.57	1.41	-46.46	46.49	272

Data for maximum colour (Ma):

$LAB^*LAB^*_Ma: 75\ 17\ 67$

$LAB^*LCH^*_Ma: 75\ 69\ 76$

$lab^*rgb^*_Ma: 1.0\ 0.75\ 0.0$

$lab^*olv^*_Ma: 1.0\ 0.63\ 0.0$

triangle lightness t^*

%Gamut

$u^*_{rel} = 83$

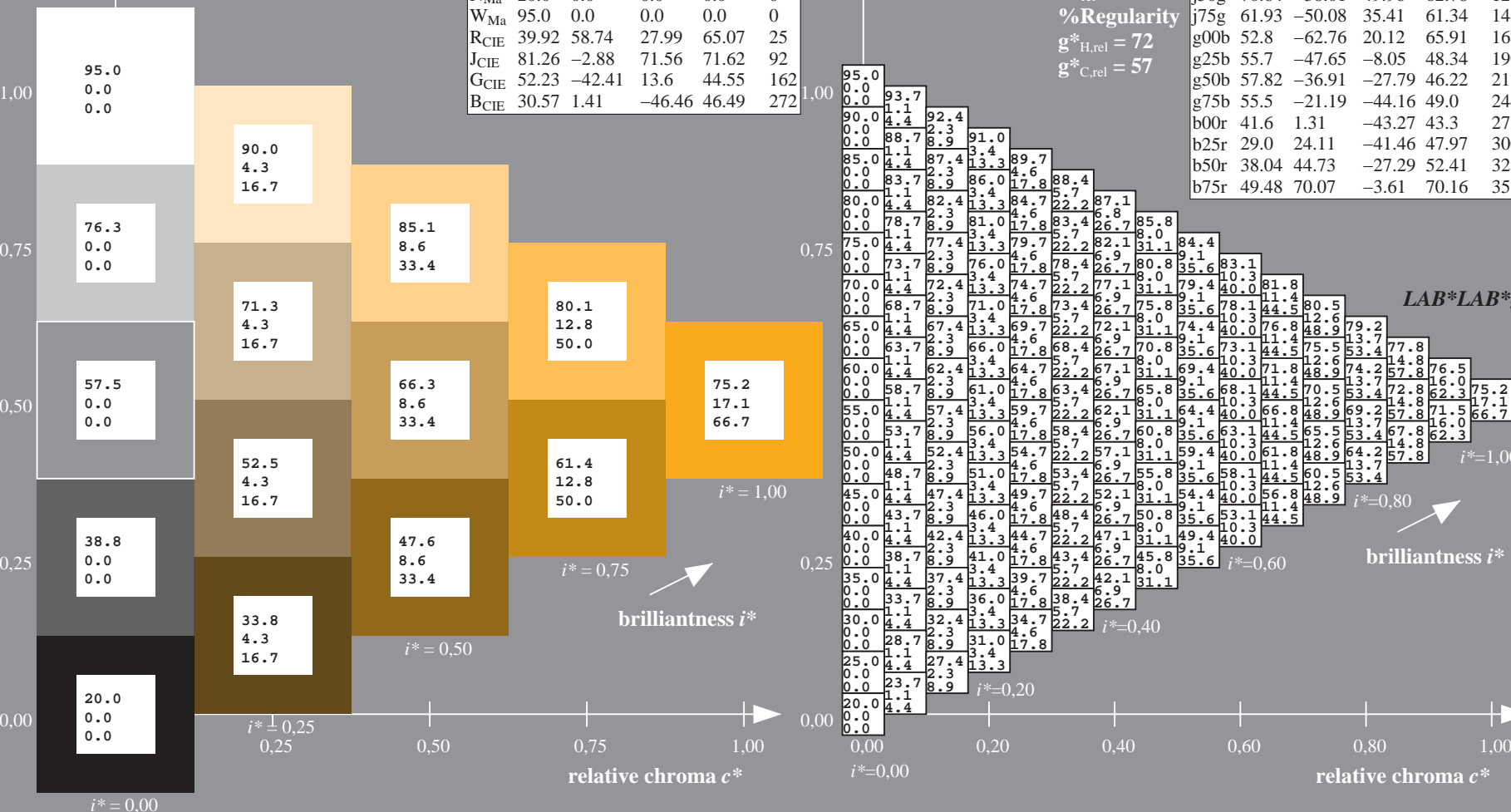
%Regularity

$g^*_{H,rel} = 72$

$g^*_{C,rel} = 57$

ORS20_95a; adapted (a) CIELAB data

	$L^*=L^*_a$	a^*_a	b^*_a	$C^*_{ab,a}$	$h^*_{ab,a}$
r00j	48.88	63.91	30.45	70.79	25
r25j	55.85	50.36	45.65	67.97	42
r50j	65.45	33.86	56.12	65.54	59
r75j	75.19	17.13	66.73	68.89	76
j00g	87.03	-3.21	79.64	79.7	92
j25g	80.72	-24.03	66.82	71.01	110
j50g	70.64	-38.01	49.96	62.78	127
j75g	61.93	-50.08	35.41	61.34	145
g00b	52.8	-62.76	20.12	65.91	162
g25b	55.7	-47.65	-8.05	48.34	190
g50b	57.82	-36.91	-27.79	46.22	217
g75b	55.5	-21.19	-44.16	49.0	244
b00r	41.6	1.31	-43.27	43.3	272
b25r	29.0	24.11	-41.46	47.97	300
b50r	38.04	44.73	-27.29	52.41	329
b75r	49.48	70.07	-3.61	70.16	357



BAM registration: 20080701-De99/10L/L99E00NP.PS/ .PDF
application for evaluation and measurement of printer or monitor systems
BAM material: code=rhadata

Input and output: Colorimetric Printer Reflective System ORS20_95a for relative CIELAB hue $h^* = lab^*h^* = h_{ab}/360 = 92/360 = 0.256$

data for any colour:

lab^*tch^* and lab^*icu^*

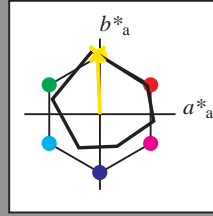
elementary hue text:

$u^* = j00g$

contrast reduction factor:

$c_R = 0.96$

triangle lightness t^*



ORS20_95a; adapted (a) CIELAB data

	$L^*=L^*_a$	a^*_a	b^*_a	$C^*_{ab,a}$	$h^*_{ab,a}$
O _{Ma}	48.75	62.56	37.91	73.15	31
Y _{Ma}	90.92	-9.88	83.88	84.46	97
L _{Ma}	52.69	-62.9	19.95	66.0	162
C _{Ma}	59.61	-27.85	-44.43	52.45	238
V _{Ma}	28.39	22.72	-42.42	48.13	298
M _{Ma}	49.58	71.08	-9.19	71.67	353
N _{Ma}	20.0	0.0	0.0	0.0	0
W _{Ma}	95.0	0.0	0.0	0.0	0
R _{CIE}	39.92	58.74	27.99	65.07	25
J _{CIE}	81.26	-2.88	71.56	71.62	92
G _{CIE}	52.23	-42.41	13.6	44.55	162
B _{CIE}	30.57	1.41	-46.46	46.49	272

Data for maximum colour (Ma):

$LAB^*LAB^*_Ma: 87 -2 80$

$LAB^*LCH^*_Ma: 87 80 92$

$lab^*rgb^*_Ma: 1.0 1.0 0.0$

$lab^*olv^*_Ma: 1.0 0.91 0.0$

triangle lightness t^*

%Gamut

$u^*_{rel} = 83$

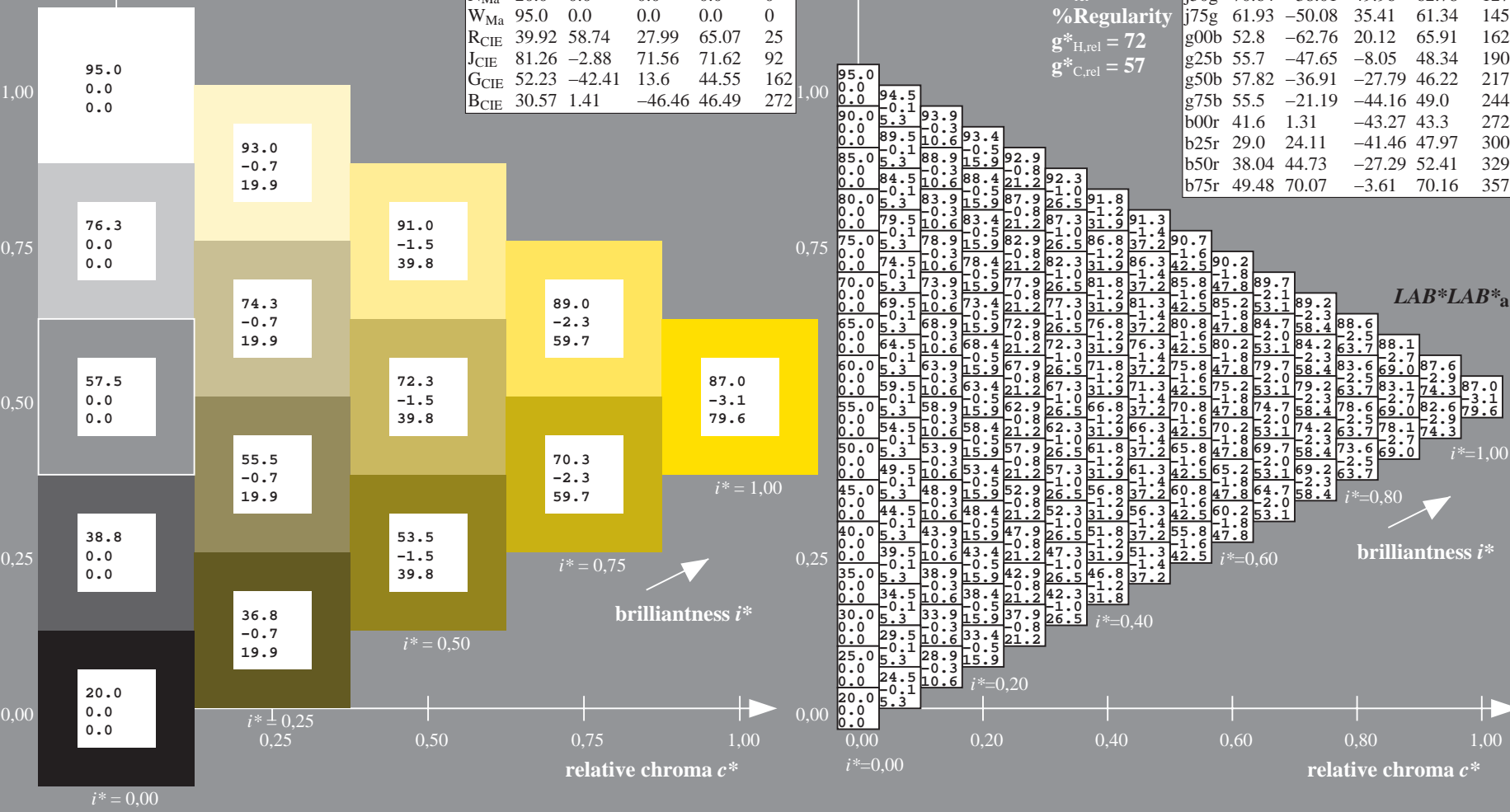
%Regularity

$g^*_{H,rel} = 72$

$g^*_{C,rel} = 57$

ORS20_95a; adapted (a) CIELAB data

	$L^*=L^*_a$	a^*_a	b^*_a	$C^*_{ab,a}$	$h^*_{ab,a}$
r00j	48.88	63.91	30.45	70.79	25
r25j	55.85	50.36	45.65	67.97	42
r50j	65.45	33.86	56.12	65.54	59
r75j	75.19	17.13	66.73	68.89	76
j00g	87.03	-3.21	79.64	79.7	92
j25g	80.72	-24.03	66.82	71.01	110
j50g	70.64	-38.01	49.96	62.78	127
j75g	61.93	-50.08	35.41	61.34	145
g00b	52.8	-62.76	20.12	65.91	162
g25b	55.7	-47.65	-8.05	48.34	190
g50b	57.82	-36.91	-27.79	46.22	217
g75b	55.5	-21.19	-44.16	49.0	244
b00r	41.6	1.31	-43.27	43.3	272
b25r	29.0	24.11	-41.46	47.97	300
b50r	38.04	44.73	-27.29	52.41	329
b75r	49.48	70.07	-3.61	70.16	357



BAM registration: 20080701-De99/10L/L99E00NP.PS/ .PDF
BAM material: code=rhadata
application for evaluation and measurement of printer or monitor systems

Input and output: Colorimetric Printer Reflective System ORS20_95a for relative CIELAB hue $h^* = lab^*h^* = h_{ab}/360 = 110/360 = 0.305$

data for any colour:

lab^*tch^* and lab^*icu^*

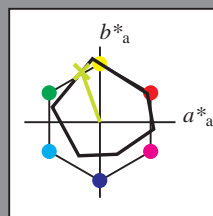
elementary hue text:

$u^* = j25g$

contrast reduction factor:

$c_R = 0.96$

triangle lightness t^*



ORS20_95a; adapted (a) CIELAB data

	$L^*=L^*_a$	a^*_a	b^*_a	$C^*_{ab,a}$	$h^*_{ab,a}$
O _{Ma}	48.75	62.56	37.91	73.15	31
Y _{Ma}	90.92	-9.88	83.88	84.46	97
L _{Ma}	52.69	-62.9	19.95	66.0	162
C _{Ma}	59.61	-27.85	-44.43	52.45	238
V _{Ma}	28.39	22.72	-42.42	48.13	298
M _{Ma}	49.58	71.08	-9.19	71.67	353
N _{Ma}	20.0	0.0	0.0	0.0	0
W _{Ma}	95.0	0.0	0.0	0.0	0
R _{CIE}	39.92	58.74	27.99	65.07	25
J _{CIE}	81.26	-2.88	71.56	71.62	92
G _{CIE}	52.23	-42.41	13.6	44.55	162
B _{CIE}	30.57	1.41	-46.46	46.49	272

Data for maximum colour (Ma):

$LAB^*LAB^*_Ma$: 81 -23 67

$LAB^*LCH^*_Ma$: 81 71 110

$lab^*rgb^*_Ma$: 0.75 1.0 0.0

$lab^*olv^*_Ma$: 0.73 1.0 0.0

triangle lightness t^*

%Gamut

$u^*_{rel} = 83$

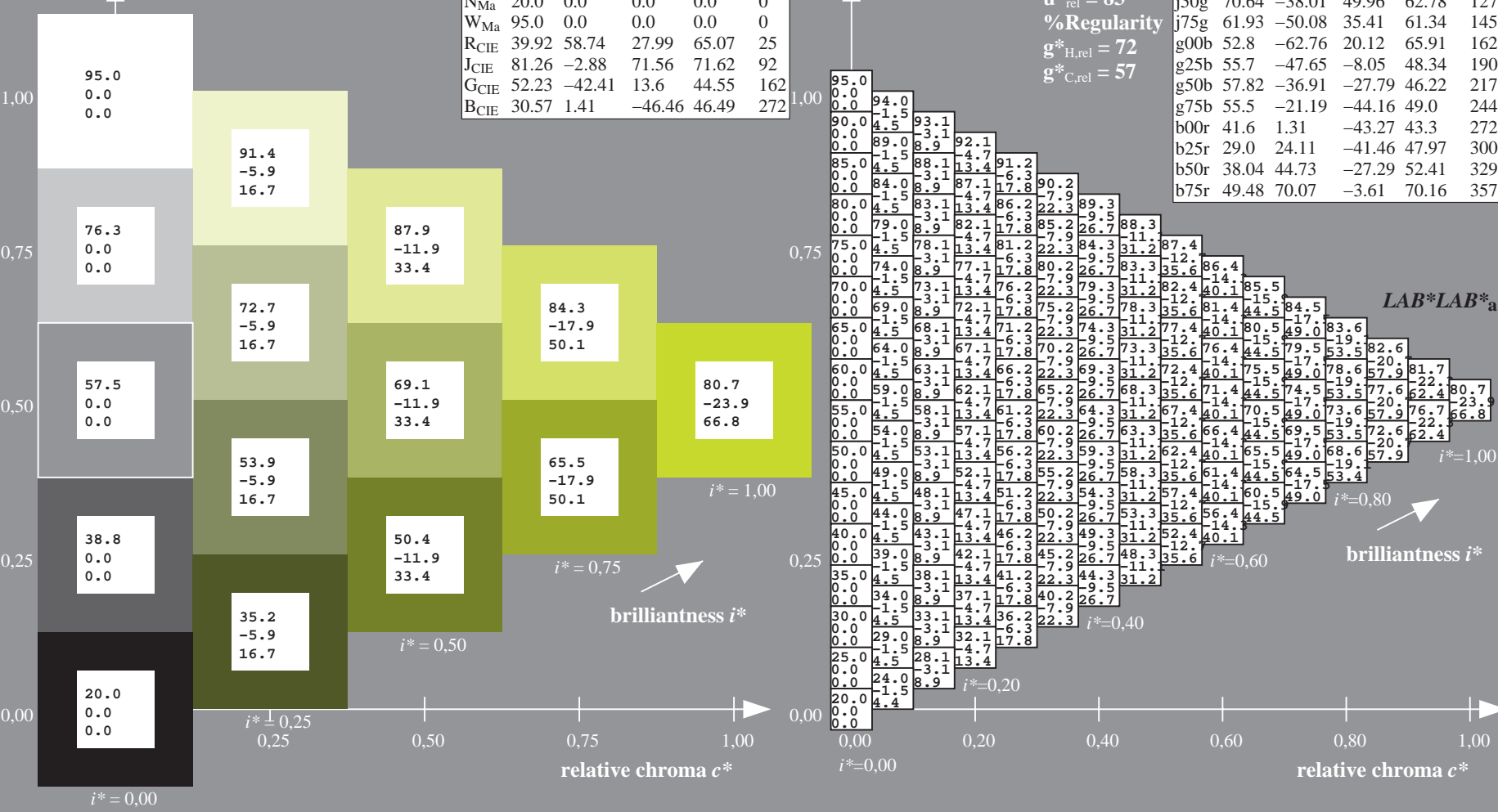
%Regularity

$g^*_{H,rel} = 72$

$g^*_{C,rel} = 57$

ORS20_95a; adapted (a) CIELAB data

	$L^*=L^*_a$	a^*_a	b^*_a	$C^*_{ab,a}$	$h^*_{ab,a}$
r00j	48.88	63.91	30.45	70.79	25
r25j	55.85	50.36	45.65	67.97	42
r50j	65.45	33.86	56.12	65.54	59
r75j	75.19	17.13	66.73	68.89	76
j00g	87.03	-3.21	79.64	79.7	92
j25g	80.72	-24.03	66.82	71.01	110
j50g	70.64	-38.01	49.96	62.78	127
j75g	61.93	-50.08	35.41	61.34	145
g00b	52.8	-62.76	20.12	65.91	162
g25b	55.7	-47.65	-8.05	48.34	190
g50b	57.82	-36.91	-27.79	46.22	217
g75b	55.5	-21.19	-44.16	49.0	244
b00r	41.6	1.31	-43.27	43.3	272
b25r	29.0	24.11	-41.46	47.97	300
b50r	38.04	44.73	-27.29	52.41	329
b75r	49.48	70.07	-3.61	70.16	357

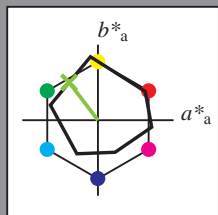


See for similar files: <http://www.ps.bam.de/De99/>; www.ps.bam.de/De.HTM
Technical information: <http://www.ps.bam.de> Version 2.1, io=1,1, ColSPx=1

BAM registration: 20080701-De99/10L/L99E00NP.PS/ .PDF BAM material: code=rhadata
application for evaluation and measurement of printer or monitor systems

Input and output: Colorimetric Printer Reflective System ORS20_95a for relative CIELAB hue $h^* = lab^*h^* = h_{ab}/360 = 127/360 = 0.354$

data for any colour:
 lab^*tch^* and lab^*icu^*
 elementary hue text:
 $u^* = j50g$
 contrast reduction factor:
 $c_R = 0.96$
 triangle lightness t^*



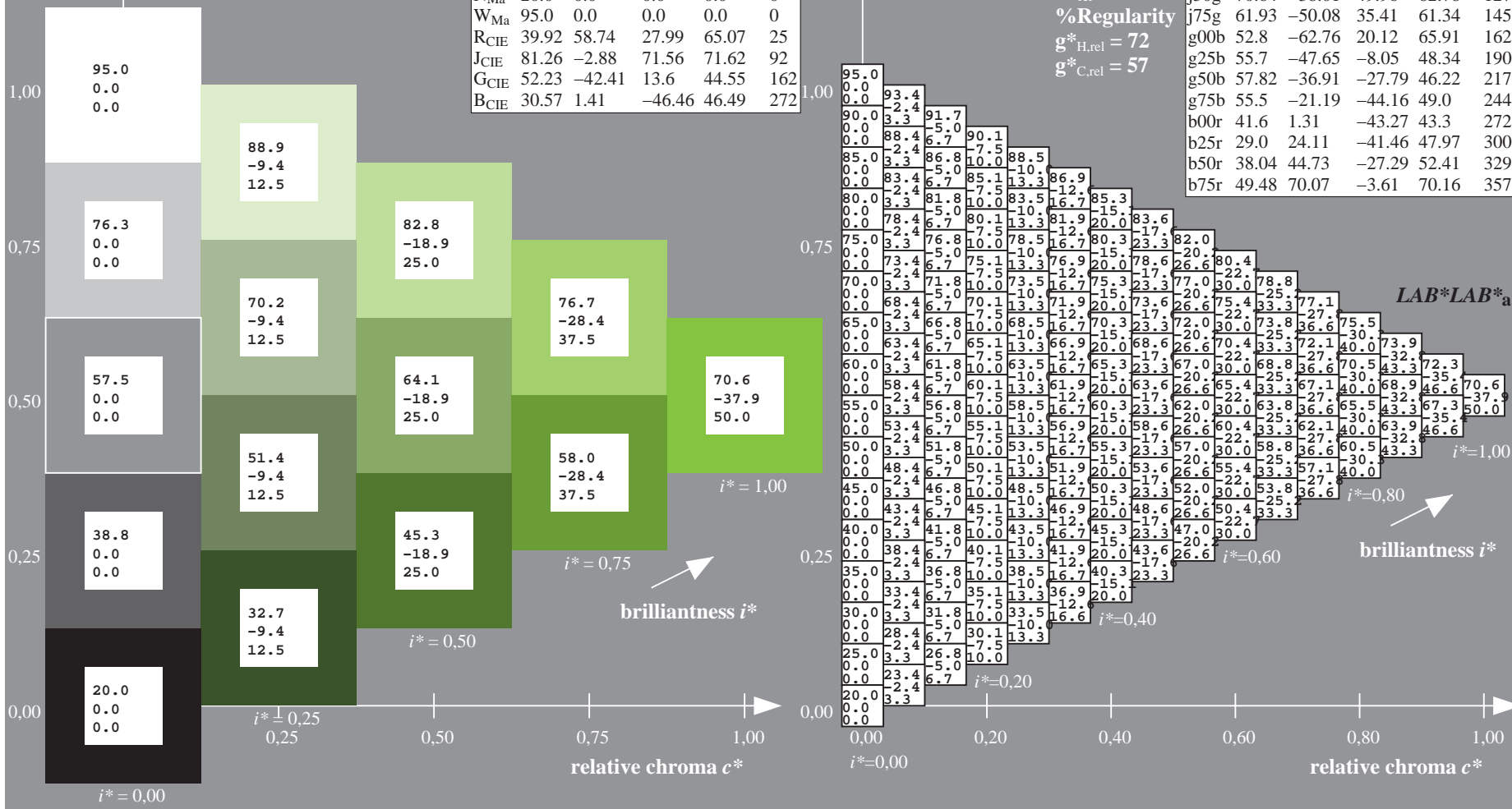
ORS20_95a; adapted (a) CIELAB data					
	$L^*=L^*_a$	a^*_a	b^*_a	$C^*_{ab,a}$	$h^*_{ab,a}$
O _{Ma}	48.75	62.56	37.91	73.15	31
Y _{Ma}	90.92	-9.88	83.88	84.46	97
L _{Ma}	52.69	-62.9	19.95	66.0	162
C _{Ma}	59.61	-27.85	-44.43	52.45	238
V _{Ma}	28.39	22.72	-42.42	48.13	298
M _{Ma}	49.58	71.08	-9.19	71.67	353
N _{Ma}	20.0	0.0	0.0	0.0	0
W _{Ma}	95.0	0.0	0.0	0.0	0
R _{CIE}	39.92	58.74	27.99	65.07	25
J _{CIE}	81.26	-2.88	71.56	71.62	92
G _{CIE}	52.23	-42.41	13.6	44.55	162
B _{CIE}	30.57	1.41	-46.46	46.49	272

Data for maximum colour (Ma):

$LAB^*LAB^*_Ma$: 71 -37 50
 $LAB^*LCH^*_Ma$: 71 63 127
 $lab^*rgb^*_Ma$: 0.5 1.0 0.0
 $lab^*olv^*_Ma$: 0.47 1.0 0.0

ORS20_95a; adapted (a) CIELAB data					
	$L^*=L^*_a$	a^*_a	b^*_a	$C^*_{ab,a}$	$h^*_{ab,a}$
r00j	48.88	63.91	30.45	70.79	25
r25j	55.85	50.36	45.65	67.97	42
r50j	65.45	33.86	56.12	65.54	59
r75j	75.19	17.13	66.73	68.89	76
j00g	87.03	-3.21	79.64	79.7	92
j25g	80.72	-24.03	66.82	71.01	110
j50g	70.64	-38.01	49.96	62.78	127
j75g	61.93	-50.08	35.41	61.34	145
g00b	52.8	-62.76	20.12	65.91	162
g25b	55.7	-47.65	-8.05	48.34	190
g50b	57.82	-36.91	-27.79	46.22	217
g75b	55.5	-21.19	-44.16	49.0	244
b00r	41.6	1.31	-43.27	43.3	272
b25r	29.0	24.11	-41.46	47.97	300
b50r	38.04	44.73	-27.29	52.41	329
b75r	49.48	70.07	-3.61	70.16	357

triangle lightness t^*
 %Gamut
 $u^*_{rel} = 83$
 %Regularity
 $g^*_{H,rel} = 72$
 $g^*_{C,rel} = 57$



See for similar files: <http://www.ps.bam.de/De99/>; www.ps.bam.de/De99/10L/L99E00NP.PS/.PDF
 Technical information: <http://www.ps.bam.de> Version 2.1, io=1,1, ColSPx=1

BAM registration: 20080701-De99/10L/L99E00NP.PS/ .PDF
 application for evaluation and measurement of printer or monitor systems
 BAM material: code=rhadata

Input and output: Colorimetric Printer Reflective System ORS20_95a for relative CIELAB hue $h^* = lab^*h^* = h_{ab}/360 = 145/360 = 0.402$

data for any colour:

lab^*tch^* and lab^*icu^*

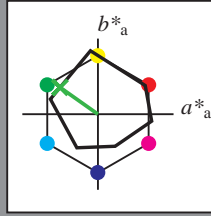
elementary hue text:

$u^* = j75g$

contrast reduction factor:

$c_R = 0.96$

triangle lightness t^*



ORS20_95a; adapted (a) CIELAB data					
	$L^*=L^*_a$	a^*_a	b^*_a	$C^*_{ab,a}$	$h^*_{ab,a}$
O _{Ma}	48.75	62.56	37.91	73.15	31
Y _{Ma}	90.92	-9.88	83.88	84.46	97
L _{Ma}	52.69	-62.9	19.95	66.0	162
C _{Ma}	59.61	-27.85	-44.43	52.45	238
V _{Ma}	28.39	22.72	-42.42	48.13	298
M _{Ma}	49.58	71.08	-9.19	71.67	353
N _{Ma}	20.0	0.0	0.0	0.0	0
W _{Ma}	95.0	0.0	0.0	0.0	0
R _{CIE}	39.92	58.74	27.99	65.07	25
J _{CIE}	81.26	-2.88	71.56	71.62	92
G _{CIE}	52.23	-42.41	13.6	44.55	162
B _{CIE}	30.57	1.41	-46.46	46.49	272

Data for maximum colour (Ma):

$LAB^*LAB^*_Ma$: 62 -49 35

$LAB^*LCH^*_Ma$: 62 61 145

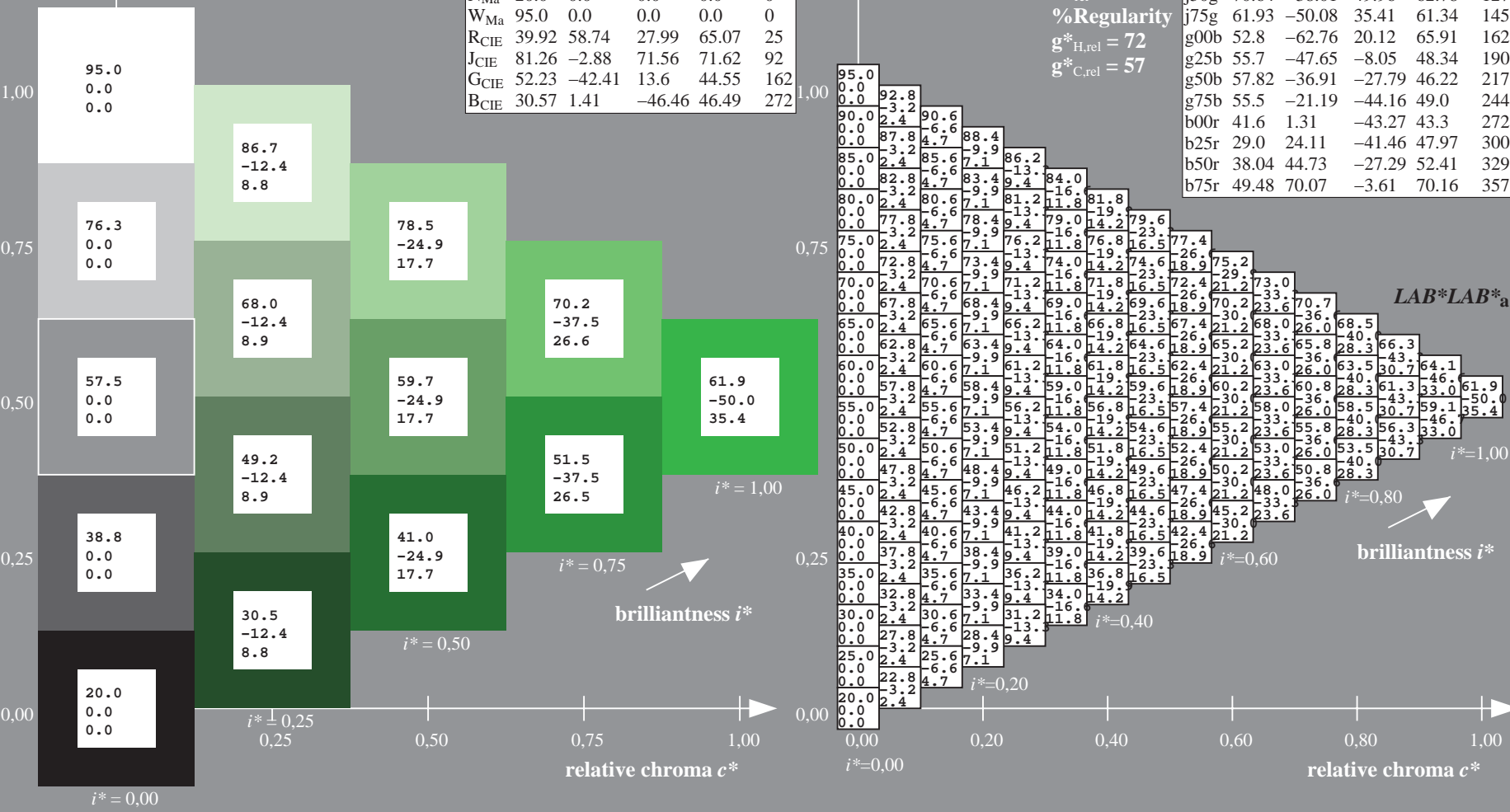
$lab^*rgb^*_Ma$: 0.25 1.0 0.0

$lab^*olv^*_Ma$: 0.24 1.0 0.0

triangle lightness t^*

ORS20_95a; adapted (a) CIELAB data					
	$L^*=L^*_a$	a^*_a	b^*_a	$C^*_{ab,a}$	$h^*_{ab,a}$
r00j	48.88	63.91	30.45	70.79	25
r25j	55.85	50.36	45.65	67.97	42
r50j	65.45	33.86	56.12	65.54	59
r75j	75.19	17.13	66.73	68.89	76
j00g	87.03	-3.21	79.64	79.7	92
j25g	80.72	-24.03	66.82	71.01	110
j50g	70.64	-38.01	49.96	62.78	127
j75g	61.93	-50.08	35.41	61.34	145
g00b	52.8	-62.76	20.12	65.91	162
g25b	55.7	-47.65	-8.05	48.34	190
g50b	57.82	-36.91	-27.79	46.22	217
g75b	55.5	-21.19	-44.16	49.0	244
b00r	41.6	1.31	-43.27	43.3	272
b25r	29.0	24.11	-41.46	47.97	300
b50r	38.04	44.73	-27.29	52.41	329
b75r	49.48	70.07	-3.61	70.16	357

%Gamut
 $u^*_{rel} = 83$
 %Regularity
 $g^*_{H,rel} = 72$
 $g^*_{C,rel} = 57$



BAM registration: 20080701-De99/10L/L99E00NP.PS/ .PDF
 application for evaluation and measurement of printer or monitor systems
 BAM material: code=rhadata

Input and output: Colorimetric Printer Reflective System ORS20_95a for relative CIELAB hue $h^* = lab^*h^* = h_{ab}/360 = 162/360 = 0.451$

data for any colour:

lab^*tch^* and lab^*icu^*

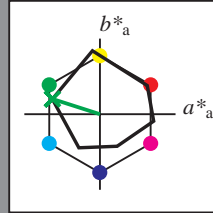
elementary hue text:

$u^* = g00b$

contrast reduction factor:

$c_R = 0.96$

triangle lightness t^*



ORS20_95a; adapted (a) CIELAB data

	$L^*=L^*_a$	a^*_a	b^*_a	$C^*_{ab,a}$	$h^*_{ab,a}$
O _{Ma}	48.75	62.56	37.91	73.15	31
Y _{Ma}	90.92	-9.88	83.88	84.46	97
L _{Ma}	52.69	-62.9	19.95	66.0	162
C _{Ma}	59.61	-27.85	-44.43	52.45	238
V _{Ma}	28.39	22.72	-42.42	48.13	298
M _{Ma}	49.58	71.08	-9.19	71.67	353
N _{Ma}	20.0	0.0	0.0	0.0	0
W _{Ma}	95.0	0.0	0.0	0.0	0
R _{CIE}	39.92	58.74	27.99	65.07	25
J _{CIE}	81.26	-2.88	71.56	71.62	92
G _{CIE}	52.23	-42.41	13.6	44.55	162
B _{CIE}	30.57	1.41	-46.46	46.49	272

Data for maximum colour (Ma):

$LAB^*LAB^*_Ma$: 53 -62 20

$LAB^*LCH^*_Ma$: 53 66 162

$lab^*rgb^*_Ma$: 0.0 1.0 0.0

$lab^*olv^*_Ma$: 0.0 1.0 0.0

triangle lightness t^*

%Gamut

$u^*_{rel} = 83$

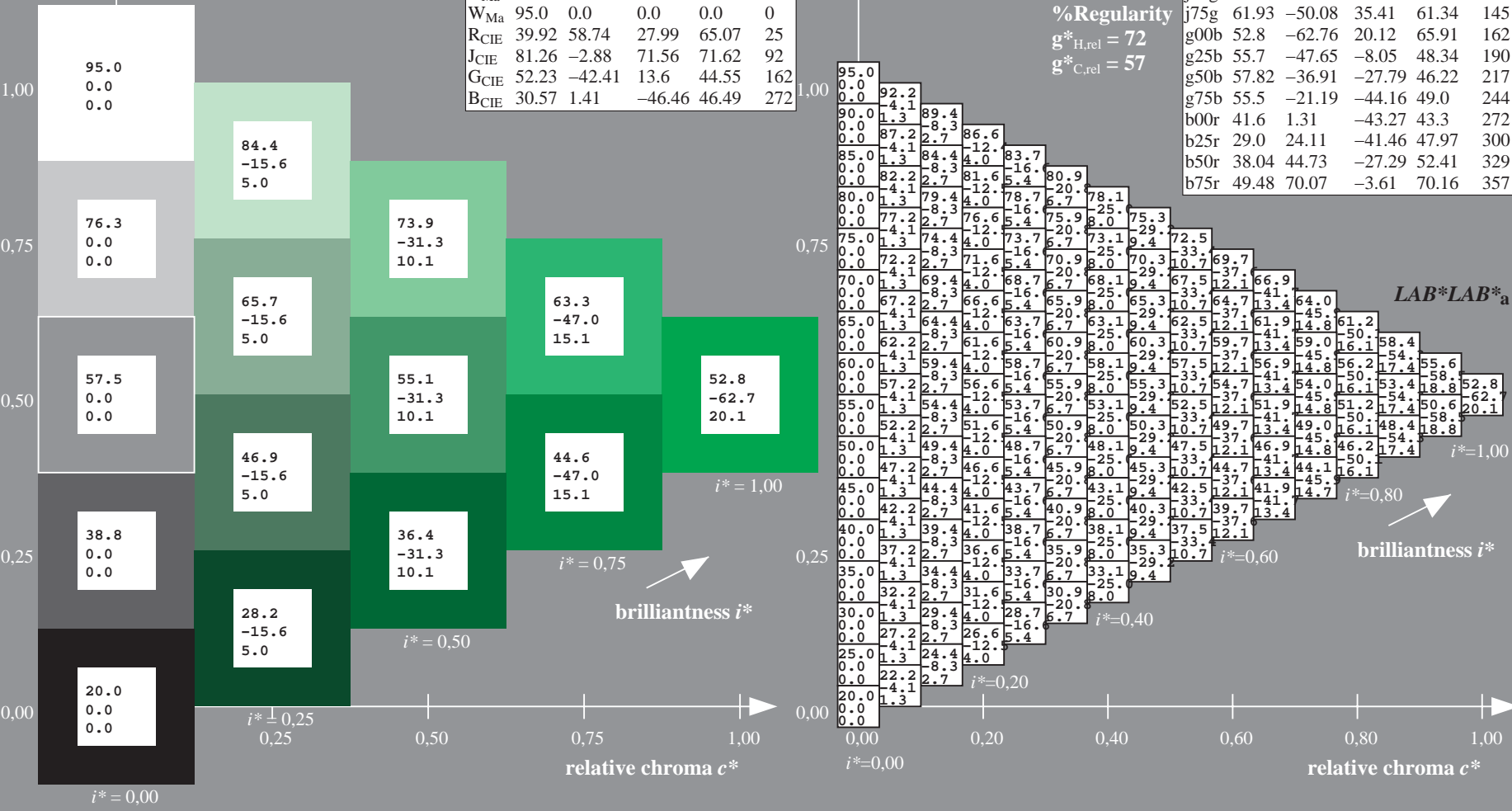
%Regularity

$g^*_{H,rel} = 72$

$g^*_{C,rel} = 57$

ORS20_95a; adapted (a) CIELAB data

	$L^*=L^*_a$	a^*_a	b^*_a	$C^*_{ab,a}$	$h^*_{ab,a}$
r00j	48.88	63.91	30.45	70.79	25
r25j	55.85	50.36	45.65	67.97	42
r50j	65.45	33.86	56.12	65.54	59
r75j	75.19	17.13	66.73	68.89	76
j00g	87.03	-3.21	79.64	79.7	92
j25g	80.72	-24.03	66.82	71.01	110
j50g	70.64	-38.01	49.96	62.78	127
j75g	61.93	-50.08	35.41	61.34	145
g00b	52.8	-62.76	20.12	65.91	162
g25b	55.7	-47.65	-8.05	48.34	190
g50b	57.82	-36.91	-27.79	46.22	217
g75b	55.5	-21.19	-44.16	49.0	244
b00r	41.6	1.31	-43.27	43.3	272
b25r	29.0	24.11	-41.46	47.97	300
b50r	38.04	44.73	-27.29	52.41	329
b75r	49.48	70.07	-3.61	70.16	357



BAM registration: 20080701-De99/10L/L99E00NP.PS/ .PDF
application for evaluation and measurement of printer or monitor systems
BAM material: code=rhadata

See for similar files: <http://www.ps.bam.de/De99/>; www.ps.bam.de/De.HTM
Technical information: <http://www.ps.bam.de>
Version 2.1, io=1,1, ColSpX=1

Input and output: Colorimetric Printer Reflective System ORS20_95a for relative CIELAB hue $h^* = lab^*h^* = h_{ab}/360 = 190/360 = 0.527$

data for any colour:

lab^*tch^* and lab^*icu^*

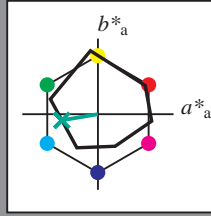
elementary hue text:

$u^* = g25b$

contrast reduction factor:

$c_R = 0.96$

triangle lightness t^*



ORS20_95a; adapted (a) CIELAB data

	$L^*=L^*_a$	a^*_a	b^*_a	$C^*_{ab,a}$	$h^*_{ab,a}$
O _{Ma}	48.75	62.56	37.91	73.15	31
Y _{Ma}	90.92	-9.88	83.88	84.46	97
L _{Ma}	52.69	-62.9	19.95	66.0	162
C _{Ma}	59.61	-27.85	-44.43	52.45	238
V _{Ma}	28.39	22.72	-42.42	48.13	298
M _{Ma}	49.58	71.08	-9.19	71.67	353
N _{Ma}	20.0	0.0	0.0	0.0	0
W _{Ma}	95.0	0.0	0.0	0.0	0
R _{CIE}	39.92	58.74	27.99	65.07	25
J _{CIE}	81.26	-2.88	71.56	71.62	92
G _{CIE}	52.23	-42.41	13.6	44.55	162
B _{CIE}	30.57	1.41	-46.46	46.49	272

Data for maximum colour (Ma):

$LAB^*LAB^*_Ma$: 56 -47 -7

$LAB^*LCH^*_Ma$: 56 48 190

$lab^*rgb^*_Ma$: 0.0 1.0 0.5

$lab^*olv^*_Ma$: 0.0 1.0 0.44

triangle lightness t^*

%Gamut

$u^*_{rel} = 83$

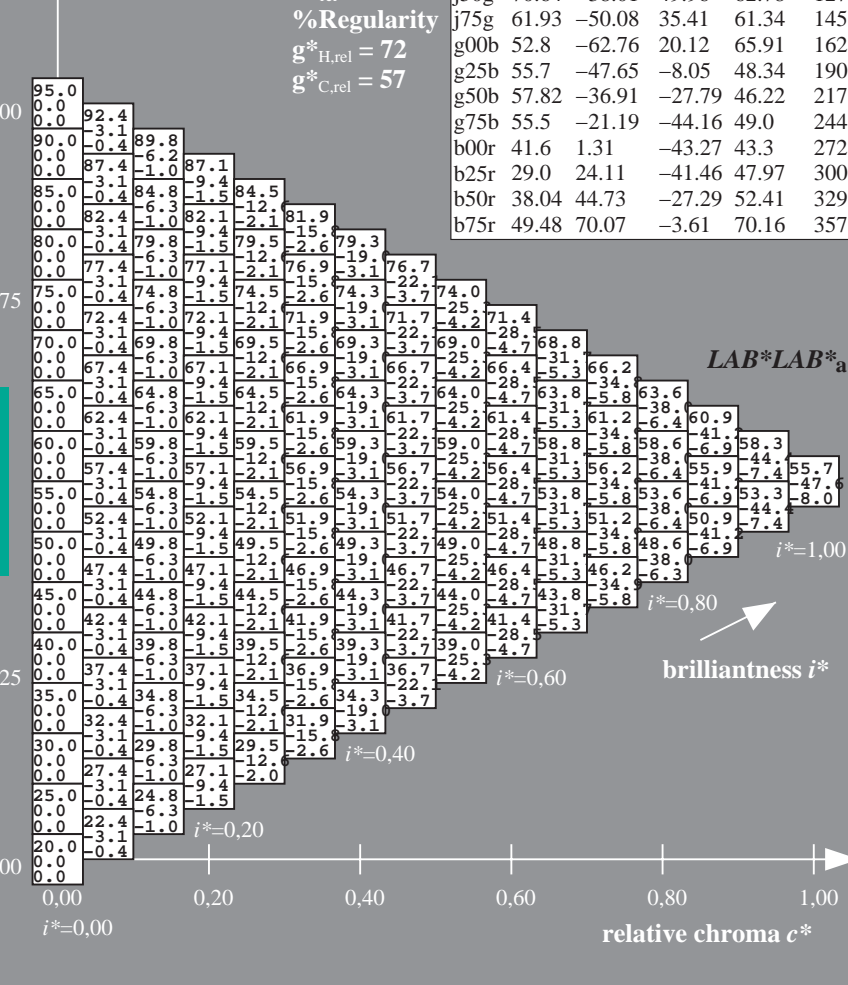
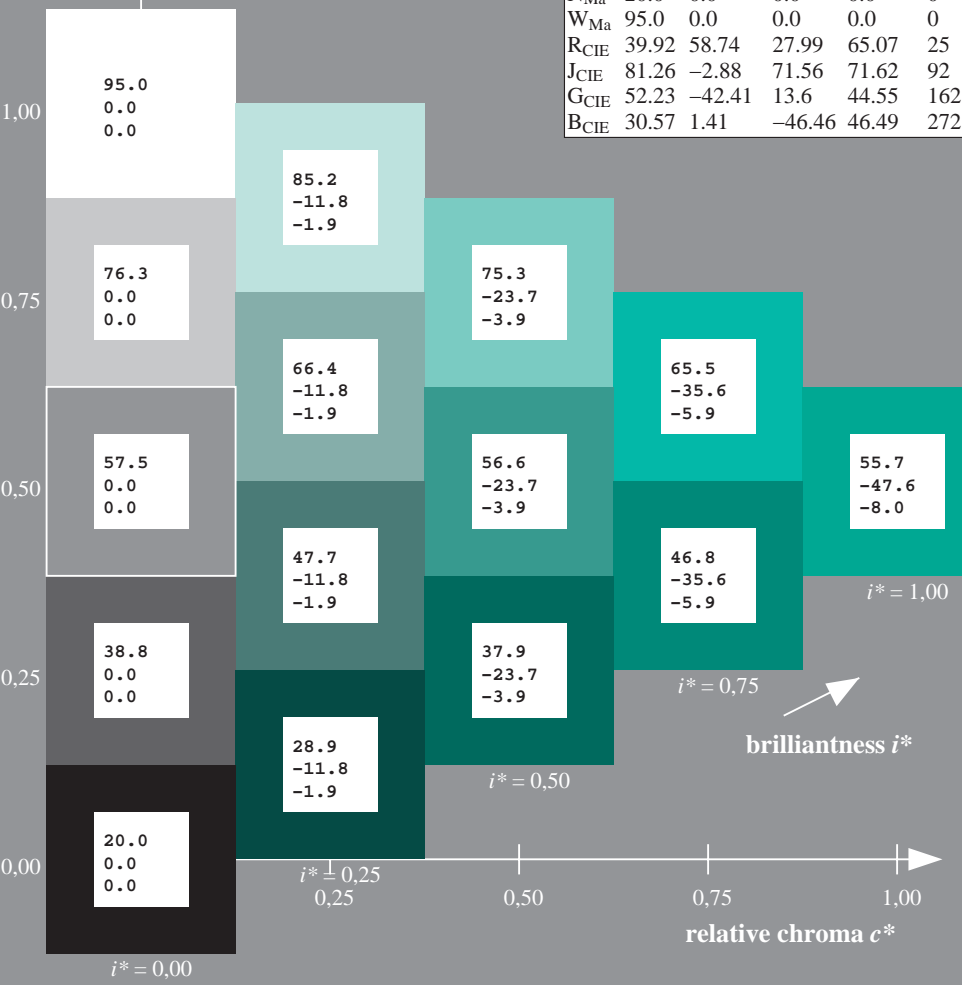
%Regularity

$g^*_{H,rel} = 72$

$g^*_{C,rel} = 57$

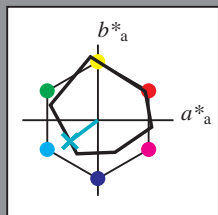
ORS20_95a; adapted (a) CIELAB data

	$L^*=L^*_a$	a^*_a	b^*_a	$C^*_{ab,a}$	$h^*_{ab,a}$
r00j	48.88	63.91	30.45	70.79	25
r25j	55.85	50.36	45.65	67.97	42
r50j	65.45	33.86	56.12	65.54	59
r75j	75.19	17.13	66.73	68.89	76
j00g	87.03	-3.21	79.64	79.7	92
j25g	80.72	-24.03	66.82	71.01	110
j50g	70.64	-38.01	49.96	62.78	127
j75g	61.93	-50.08	35.41	61.34	145
g00b	52.8	-62.76	20.12	65.91	162
g25b	55.7	-47.65	-8.05	48.34	190
g50b	57.82	-36.91	-27.79	46.22	217
g75b	55.5	-21.19	-44.16	49.0	244
b00r	41.6	1.31	-43.27	43.3	272
b25r	29.0	24.11	-41.46	47.97	300
b50r	38.04	44.73	-27.29	52.41	329
b75r	49.48	70.07	-3.61	70.16	357



Input and output: Colorimetric Printer Reflective System ORS20_95a for relative CIELAB hue $h^* = lab^*h^* = h_{ab}/360 = 217/360 = 0.603$

data for any colour:
 lab^*tch^* and lab^*icu^*
 elementary hue text:
 $u^* = g50b$
 contrast reduction factor:
 $c_R = 0.96$
 triangle lightness t^*



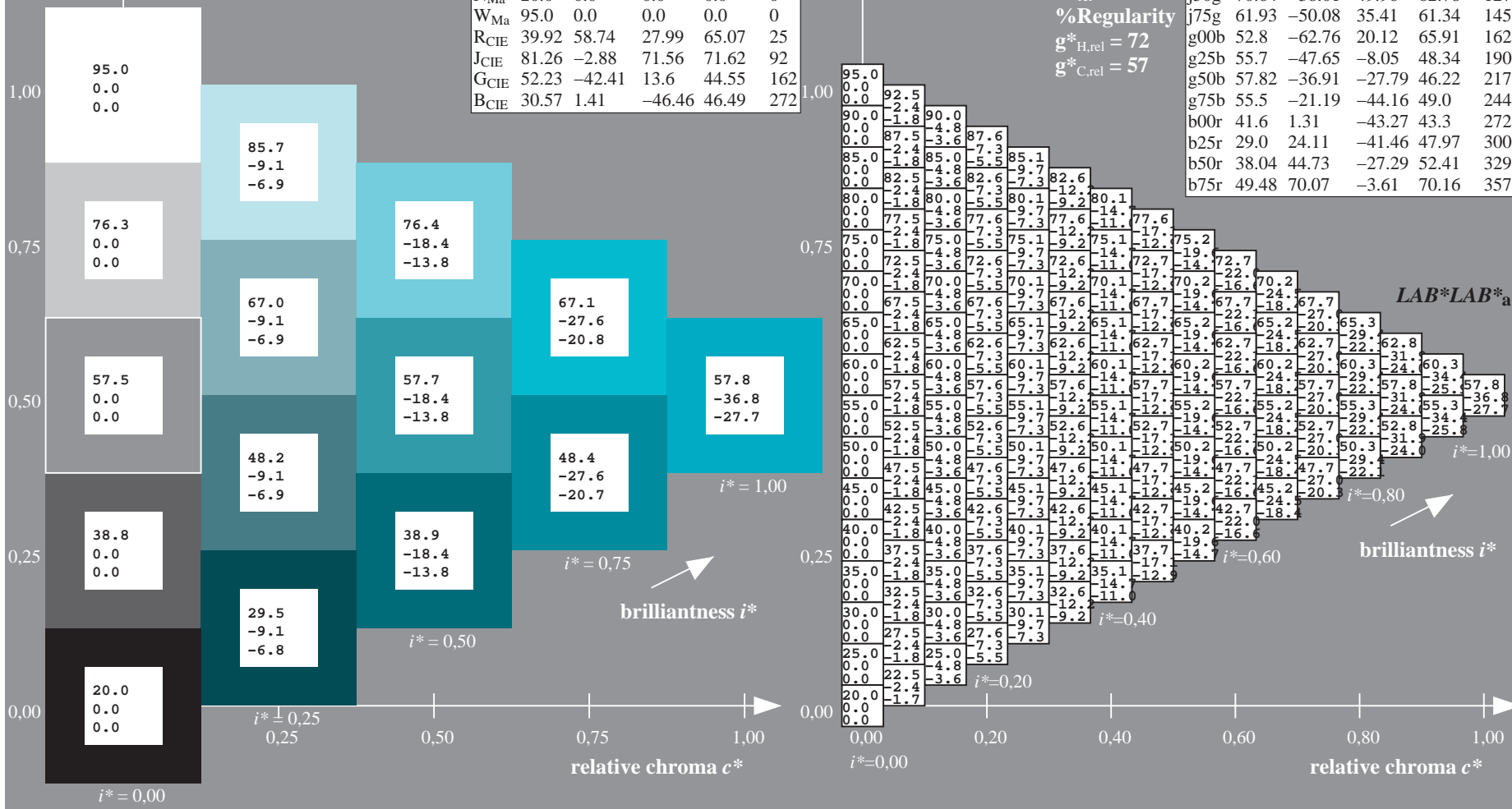
ORS20_95a; adapted (a) CIELAB data					
	$L^*=L^*_a$	a^*_a	b^*_a	$C^*_{ab,a}$	$h^*_{ab,a}$
O _{Ma}	48.75	62.56	37.91	73.15	31
Y _{Ma}	90.92	-9.88	83.88	84.46	97
L _{Ma}	52.69	-62.9	19.95	66.0	162
C _{Ma}	59.61	-27.85	-44.43	52.45	238
V _{Ma}	28.39	22.72	-42.42	48.13	298
M _{Ma}	49.58	71.08	-9.19	71.67	353
N _{Ma}	20.0	0.0	0.0	0.0	0
W _{Ma}	95.0	0.0	0.0	0.0	0
R _{CIE}	39.92	58.74	27.99	65.07	25
J _{CIE}	81.26	-2.88	71.56	71.62	92
G _{CIE}	52.23	-42.41	13.6	44.55	162
B _{CIE}	30.57	1.41	-46.46	46.49	272

Data for maximum colour (Ma):

$LAB^*LAB^*_{Ma}$: 58 -36 -27
 $LAB^*LCH^*_{Ma}$: 58 46 217
 $lab^*rgb^*_{Ma}$: 0.0 1.0 1.0
 $lab^*olv^*_{Ma}$: 0.0 1.0 0.74

ORS20_95a; adapted (a) CIELAB data					
	$L^*=L^*_a$	a^*_a	b^*_a	$C^*_{ab,a}$	$h^*_{ab,a}$
r00j	48.88	63.91	30.45	70.79	25
r25j	55.85	50.36	45.65	67.97	42
r50j	65.45	33.86	56.12	65.54	59
r75j	75.19	17.13	66.73	68.89	76
j00g	87.03	-3.21	79.64	79.7	92
j25g	80.72	-24.03	66.82	71.01	110
j50g	70.64	-38.01	49.96	62.78	127
j75g	61.93	-50.08	35.41	61.34	145
g00b	52.8	-62.76	20.12	65.91	162
g25b	55.7	-47.65	-8.05	48.34	190
g50b	57.82	-36.91	-27.79	46.22	217
g75b	55.5	-21.19	-44.16	49.0	244
b00r	41.6	1.31	-43.27	43.3	272
b25r	29.0	24.11	-41.46	47.97	300
b50r	38.04	44.73	-27.29	52.41	329
b75r	49.48	70.07	-3.61	70.16	357

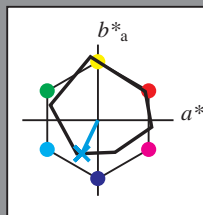
triangle lightness t^*
 %Gamut
 $u^*_{rel} = 83$
 %Regularity
 $g^*_{H,rel} = 72$
 $g^*_{C,rel} = 57$



BAM registration: 20080701-De99/10L/L99E00NP.PS/ .PDF
 application for evaluation and measurement of printer or monitor systems
 BAM material: code=rhadata

Input and output: Colorimetric Printer Reflective System ORS20_95a for relative CIELAB hue $h^* = lab^*h^* = h_{ab}/360 = 244/360 = 0.679$

data for any colour:
 lab^*tch^* and lab^*icu^*
 elementary hue text:
 $u^* = g75b$
 contrast reduction factor:
 $c_R = 0.96$
 triangle lightness t^*



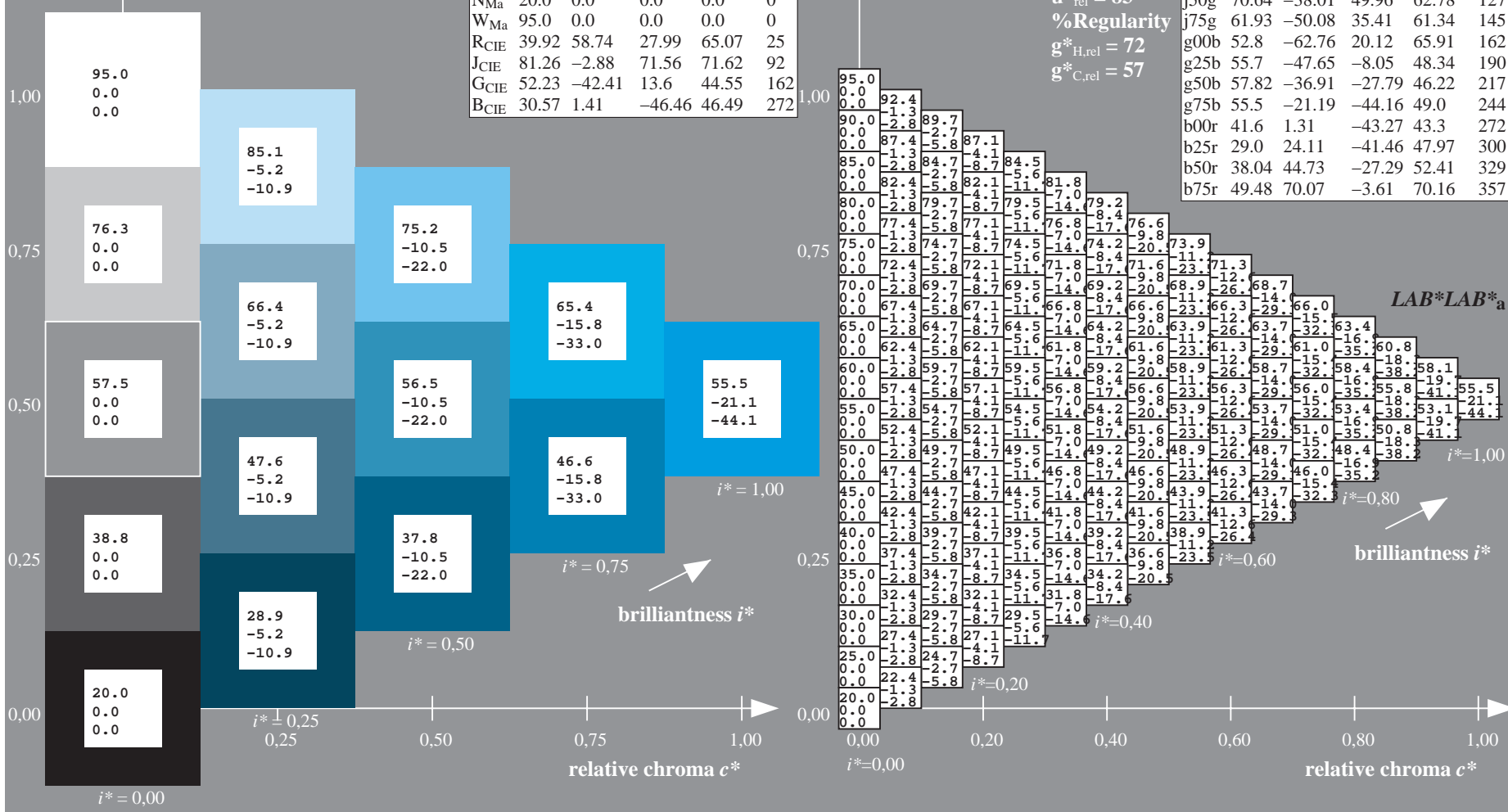
ORS20_95a; adapted (a) CIELAB data					
	$L^*=L^*_a$	a^*_a	b^*_a	$C^*_{ab,a}$	$h^*_{ab,a}$
O _{Ma}	48.75	62.56	37.91	73.15	31
Y _{Ma}	90.92	-9.88	83.88	84.46	97
L _{Ma}	52.69	-62.9	19.95	66.0	162
C _{Ma}	59.61	-27.85	-44.43	52.45	238
V _{Ma}	28.39	22.72	-42.42	48.13	298
M _{Ma}	49.58	71.08	-9.19	71.67	353
N _{Ma}	20.0	0.0	0.0	0.0	0
W _{Ma}	95.0	0.0	0.0	0.0	0
R _{CIE}	39.92	58.74	27.99	65.07	25
J _{CIE}	81.26	-2.88	71.56	71.62	92
G _{CIE}	52.23	-42.41	13.6	44.55	162
B _{CIE}	30.57	1.41	-46.46	46.49	272

Data for maximum colour (Ma):

$LAB^*LAB^*_{Ma}$: 55 -20 -43
 $LAB^*LCH^*_{Ma}$: 55 49 244
 $lab^*rgb^*_{Ma}$: 0.0 0.5 1.0
 $lab^*olv^*_{Ma}$: 0.0 0.87 1.0

ORS20_95a; adapted (a) CIELAB data					
	$L^*=L^*_a$	a^*_a	b^*_a	$C^*_{ab,a}$	$h^*_{ab,a}$
r00j	48.88	63.91	30.45	70.79	25
r25j	55.85	50.36	45.65	67.97	42
r50j	65.45	33.86	56.12	65.54	59
r75j	75.19	17.13	66.73	68.89	76
j00g	87.03	-3.21	79.64	79.7	92
j25g	80.72	-24.03	66.82	71.01	110
j50g	70.64	-38.01	49.96	62.78	127
j75g	61.93	-50.08	35.41	61.34	145
g00b	52.8	-62.76	20.12	65.91	162
g25b	55.7	-47.65	-8.05	48.34	190
g50b	57.82	-36.91	-27.79	46.22	217
g75b	55.5	-21.19	-44.16	49.0	244
b00r	41.6	1.31	-43.27	43.3	272
b25r	29.0	24.11	-41.46	47.97	300
b50r	38.04	44.73	-27.29	52.41	329
b75r	49.48	70.07	-3.61	70.16	357

triangle lightness t^*
 %Gamut
 $u^*_{rel} = 83$
 %Regularity
 $g^*_{H,rel} = 72$
 $g^*_{C,rel} = 57$



See for similar files: <http://www.ps.bam.de/De99/>; www.ps.bam.de/De.HTM
 Technical information: <http://www.ps.bam.de> Version 2.1, io=1,1, ColSPx=1

BAM registration: 20080701-De99/10L/L99E00NP.PS/ .PDF BAM material: code=rhadata
 application for evaluation and measurement of printer or monitor systems

Input and output: Colorimetric Printer Reflective System ORS20_95a for relative CIELAB hue $h^* = lab^*h^* = h_{ab}/360 = 272/360 = 0.755$

data for any colour:

lab^*tch^* and lab^*icu^*

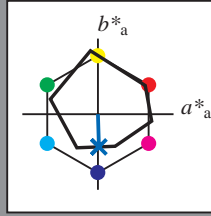
elementary hue text:

$u^* = b00r$

contrast reduction factor:

$c_R = 0.96$

triangle lightness t^*



ORS20_95a; adapted (a) CIELAB data

	$L^*=L^*_a$	a^*_a	b^*_a	$C^*_{ab,a}$	$h^*_{ab,a}$
O _{Ma}	48.75	62.56	37.91	73.15	31
Y _{Ma}	90.92	-9.88	83.88	84.46	97
L _{Ma}	52.69	-62.9	19.95	66.0	162
C _{Ma}	59.61	-27.85	-44.43	52.45	238
V _{Ma}	28.39	22.72	-42.42	48.13	298
M _{Ma}	49.58	71.08	-9.19	71.67	353
N _{Ma}	20.0	0.0	0.0	0.0	0
W _{Ma}	95.0	0.0	0.0	0.0	0
R _{CIE}	39.92	58.74	27.99	65.07	25
J _{CIE}	81.26	-2.88	71.56	71.62	92
G _{CIE}	52.23	-42.41	13.6	44.55	162
B _{CIE}	30.57	1.41	-46.46	46.49	272

Data for maximum colour (Ma):

$LAB^*LAB^*_Ma$: 42 1 -42

$LAB^*LCH^*_Ma$: 42 43 272

$lab^*rgb^*_Ma$: 0.0 0.0 1.0

$lab^*olv^*_Ma$: 0.0 0.42 1.0

triangle lightness t^*

%Gamut

$u^*_{rel} = 83$

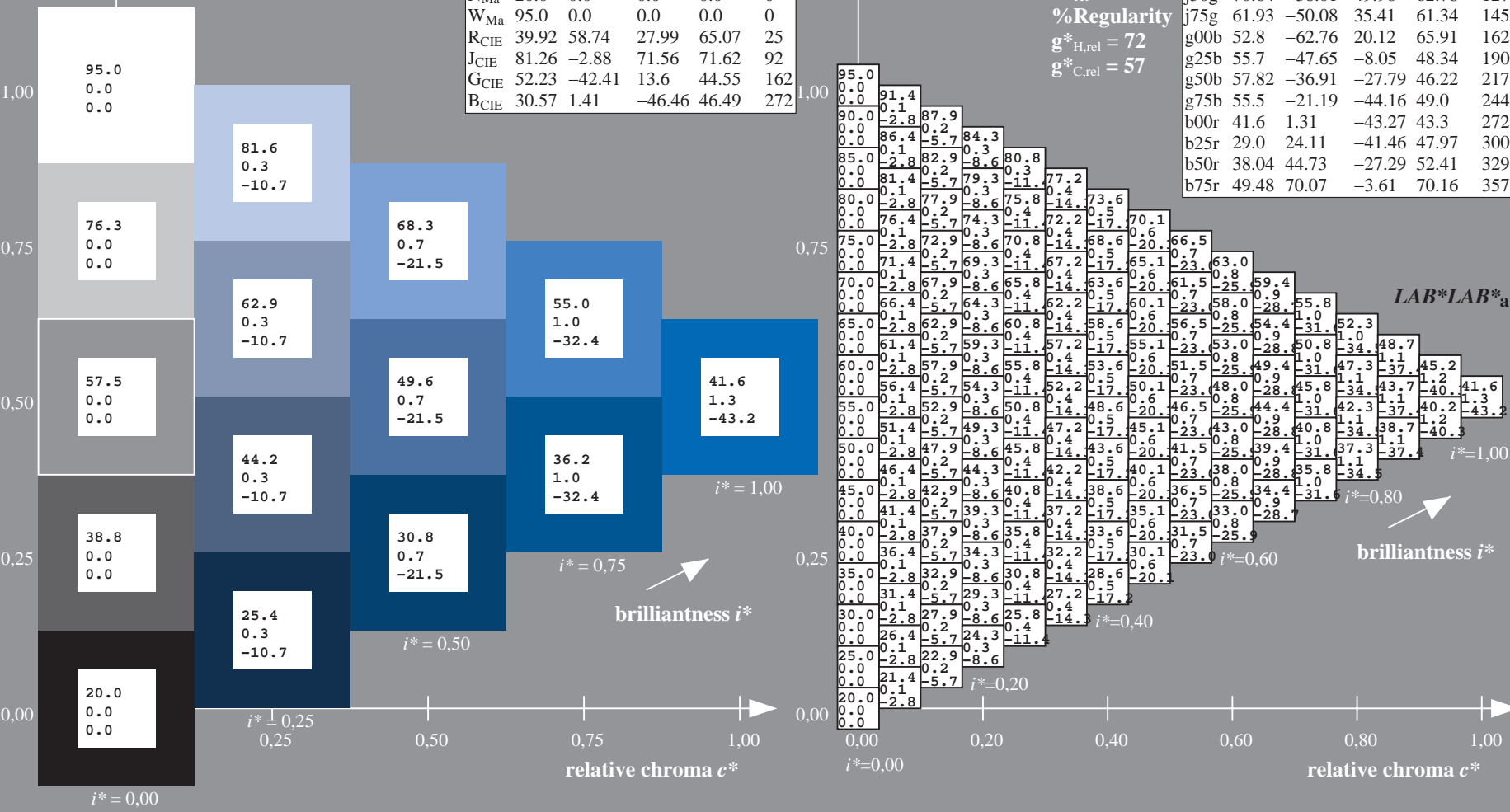
%Regularity

$g^*_{H,rel} = 72$

$g^*_{C,rel} = 57$

ORS20_95a; adapted (a) CIELAB data

	$L^*=L^*_a$	a^*_a	b^*_a	$C^*_{ab,a}$	$h^*_{ab,a}$
r00j	48.88	63.91	30.45	70.79	25
r25j	55.85	50.36	45.65	67.97	42
r50j	65.45	33.86	56.12	65.54	59
r75j	75.19	17.13	66.73	68.89	76
j00g	87.03	-3.21	79.64	79.7	92
j25g	80.72	-24.03	66.82	71.01	110
j50g	70.64	-38.01	49.96	62.78	127
j75g	61.93	-50.08	35.41	61.34	145
g00b	52.8	-62.76	20.12	65.91	162
g25b	55.7	-47.65	-8.05	48.34	190
g50b	57.82	-36.91	-27.79	46.22	217
g75b	55.5	-21.19	-44.16	49.0	244
b00r	41.6	1.31	-43.27	43.3	272
b25r	29.0	24.11	-41.46	47.97	300
b50r	38.04	44.73	-27.29	52.41	329
b75r	49.48	70.07	-3.61	70.16	357

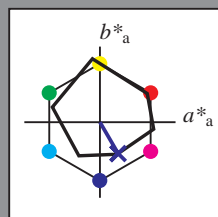


See for similar files: <http://www.ps.bam.de/De99/>; www.ps.bam.de/De.HTM
 Technical information: <http://www.ps.bam.de> Version 2.1, io=1,1, ColSPx=1

BAM registration: 20080701-De99/10L/L99E00NP.PS/ .PDF BAM material: code=rhadata
 application for evaluation and measurement of printer or monitor systems

Input and output: Colorimetric Printer Reflective System ORS20_95a for relative CIELAB hue $h^* = lab^*h^* = h_{ab}/360 = 300/360 = 0.834$

data for any colour:
 lab^*tch^* and lab^*icu^*
 elementary hue text:
 $u^* = b25r$
 contrast reduction factor:
 $c_R = 0.96$
 triangle lightness t^*



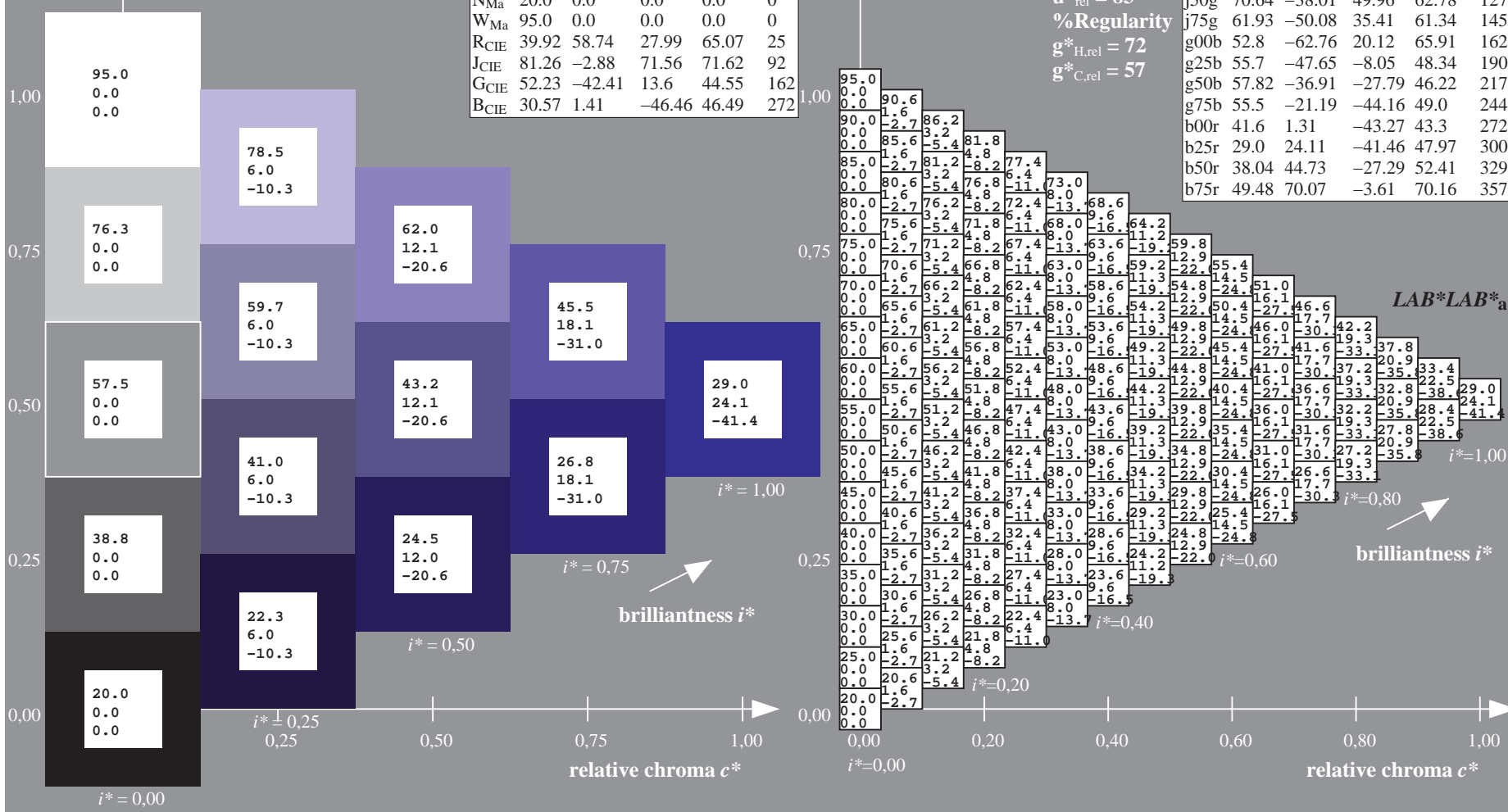
ORS20_95a; adapted (a) CIELAB data					
	$L^*=L^*_a$	a^*_a	b^*_a	$C^*_{ab,a}$	$h^*_{ab,a}$
O _{Ma}	48.75	62.56	37.91	73.15	31
Y _{Ma}	90.92	-9.88	83.88	84.46	97
L _{Ma}	52.69	-62.9	19.95	66.0	162
C _{Ma}	59.61	-27.85	-44.43	52.45	238
V _{Ma}	28.39	22.72	-42.42	48.13	298
M _{Ma}	49.58	71.08	-9.19	71.67	353
N _{Ma}	20.0	0.0	0.0	0.0	0
W _{Ma}	95.0	0.0	0.0	0.0	0
R _{CIE}	39.92	58.74	27.99	65.07	25
J _{CIE}	81.26	-2.88	71.56	71.62	92
G _{CIE}	52.23	-42.41	13.6	44.55	162
B _{CIE}	30.57	1.41	-46.46	46.49	272

Data for maximum colour (Ma):

$LAB^*LAB^*_{Ma}$: 29 24 -40
 $LAB^*LCH^*_{Ma}$: 29 48 300
 $lab^*rgb^*_{Ma}$: 0.5 0.0 1.0
 $lab^*olv^*_{Ma}$: 0.03 0.0 1.0

ORS20_95a; adapted (a) CIELAB data					
	$L^*=L^*_a$	a^*_a	b^*_a	$C^*_{ab,a}$	$h^*_{ab,a}$
r00j	48.88	63.91	30.45	70.79	25
r25j	55.85	50.36	45.65	67.97	42
r50j	65.45	33.86	56.12	65.54	59
r75j	75.19	17.13	66.73	68.89	76
j00g	87.03	-3.21	79.64	79.7	92
j25g	80.72	-24.03	66.82	71.01	110
j50g	70.64	-38.01	49.96	62.78	127
j75g	61.93	-50.08	35.41	61.34	145
g00b	52.8	-62.76	20.12	65.91	162
g25b	55.7	-47.65	-8.05	48.34	190
g50b	57.82	-36.91	-27.79	46.22	217
g75b	55.5	-21.19	-44.16	49.0	244
b00r	41.6	1.31	-43.27	43.3	272
b25r	29.0	24.11	-41.46	47.97	300
b50r	38.04	44.73	-27.29	52.41	329
b75r	49.48	70.07	-3.61	70.16	357

triangle lightness t^*
 %Gamut
 $u^*_{rel} = 83$
 %Regularity
 $g^*_{H,rel} = 72$
 $g^*_{C,rel} = 57$



See for similar files: <http://www.ps.bam.de/De99/>; www.ps.bam.de/De.HTM
 Technical information: <http://www.ps.bam.de> Version 2.1, io=1,1, ColSPX=1

BAM registration: 20080701-De99/10L/L99E00NP.PS/ .PDF BAM material: code=rhadata
 application for evaluation and measurement of printer or monitor systems

Input and output: Colorimetric Printer Reflective System ORS20_95a for relative CIELAB hue $h^* = lab^*h^* = h_{ab}/360 = 329/360 = 0.913$

data for any colour:

lab^*tch^* and lab^*icu^*

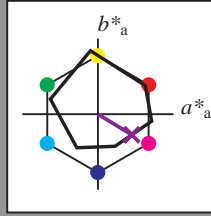
elementary hue text:

$u^* = b50r$

contrast reduction factor:

$c_R = 0.96$

triangle lightness t^*



ORS20_95a; adapted (a) CIELAB data

	$L^*=L^*_a$	a^*_a	b^*_a	$C^*_{ab,a}$	$h^*_{ab,a}$
O _{Ma}	48.75	62.56	37.91	73.15	31
Y _{Ma}	90.92	-9.88	83.88	84.46	97
L _{Ma}	52.69	-62.9	19.95	66.0	162
C _{Ma}	59.61	-27.85	-44.43	52.45	238
V _{Ma}	28.39	22.72	-42.42	48.13	298
M _{Ma}	49.58	71.08	-9.19	71.67	353
N _{Ma}	20.0	0.0	0.0	0.0	0
W _{Ma}	95.0	0.0	0.0	0.0	0
R _{CIE}	39.92	58.74	27.99	65.07	25
J _{CIE}	81.26	-2.88	71.56	71.62	92
G _{CIE}	52.23	-42.41	13.6	44.55	162
B _{CIE}	30.57	1.41	-46.46	46.49	272

Data for maximum colour (Ma):

$LAB^*LAB^*_{Ma}$: 38 45 -26

$LAB^*LCH^*_{Ma}$: 38 52 329

$lab^*rgb^*_{Ma}$: 1.0 0.0 1.0

$lab^*olv^*_{Ma}$: 0.46 0.0 1.0

triangle lightness t^*

%Gamut

$u^*_{rel} = 83$

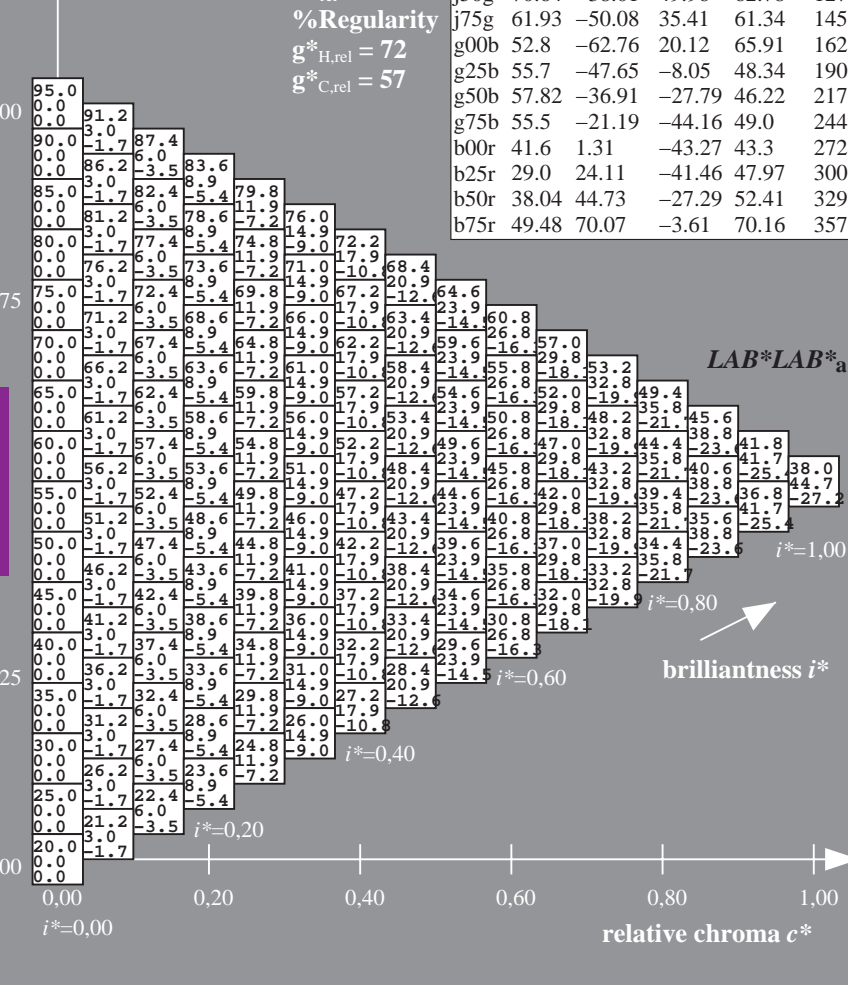
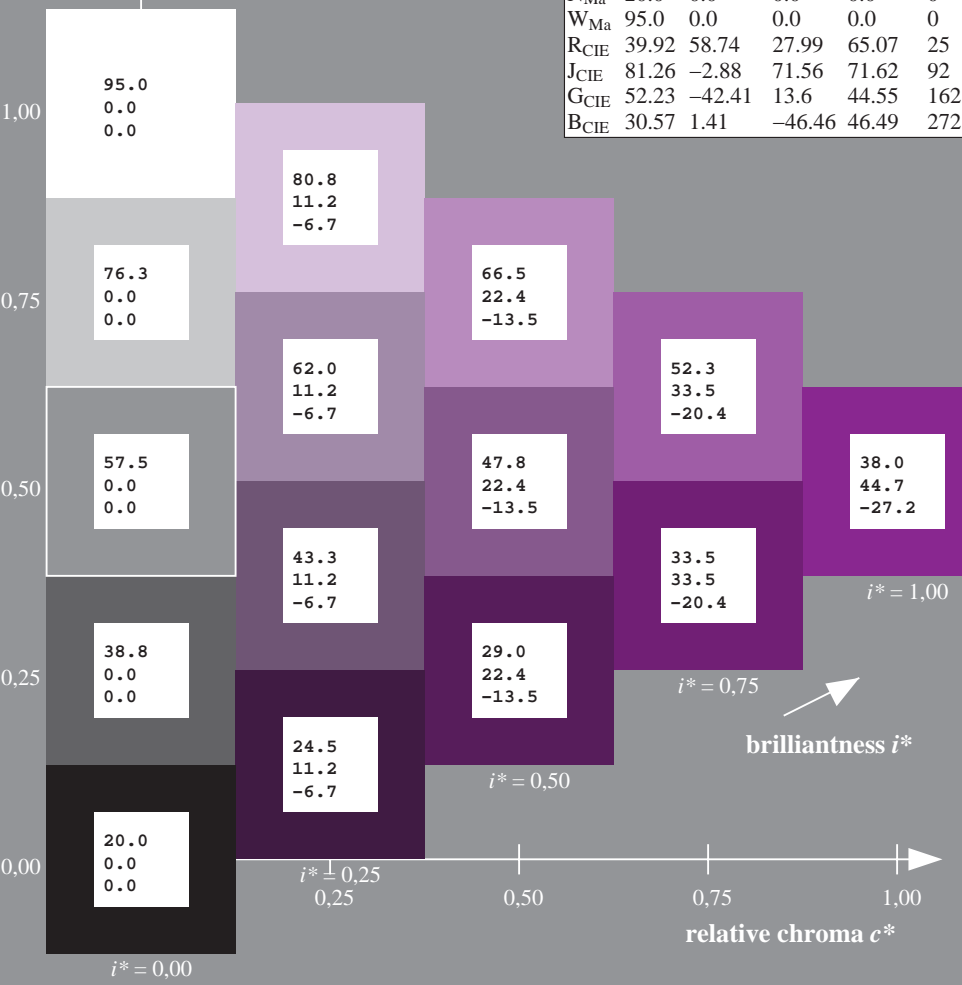
%Regularity

$g^*_{H,rel} = 72$

$g^*_{C,rel} = 57$

ORS20_95a; adapted (a) CIELAB data

	$L^*=L^*_a$	a^*_a	b^*_a	$C^*_{ab,a}$	$h^*_{ab,a}$
r00j	48.88	63.91	30.45	70.79	25
r25j	55.85	50.36	45.65	67.97	42
r50j	65.45	33.86	56.12	65.54	59
r75j	75.19	17.13	66.73	68.89	76
j00g	87.03	-3.21	79.64	79.7	92
j25g	80.72	-24.03	66.82	71.01	110
j50g	70.64	-38.01	49.96	62.78	127
j75g	61.93	-50.08	35.41	61.34	145
g00b	52.8	-62.76	20.12	65.91	162
g25b	55.7	-47.65	-8.05	48.34	190
g50b	57.82	-36.91	-27.79	46.22	217
g75b	55.5	-21.19	-44.16	49.0	244
b00r	41.6	1.31	-43.27	43.3	272
b25r	29.0	24.11	-41.46	47.97	300
b50r	38.04	44.73	-27.29	52.41	329
b75r	49.48	70.07	-3.61	70.16	357



BAM registration: 20080701-De99/10L/L99E00NP.PS/ .PDF
BAM material: code=rhadata
application for evaluation and measurement of printer or monitor systems

Input and output: Colorimetric Printer Reflective System ORS20_95a for relative CIELAB hue $h^* = lab^*h^* = h_{ab}/360 = 357/360 = 0.992$

data for any colour:

lab^*tch^* and lab^*icu^*

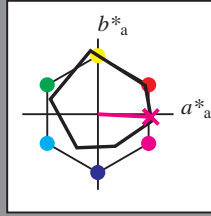
elementary hue text:

$u^* = b75r$

contrast reduction factor:

$c_R = 0.96$

triangle lightness t^*



ORS20_95a; adapted (a) CIELAB data

	$L^*=L^*_a$	a^*_a	b^*_a	$C^*_{ab,a}$	$h^*_{ab,a}$
O _{Ma}	48.75	62.56	37.91	73.15	31
Y _{Ma}	90.92	-9.88	83.88	84.46	97
L _{Ma}	52.69	-62.9	19.95	66.0	162
C _{Ma}	59.61	-27.85	-44.43	52.45	238
V _{Ma}	28.39	22.72	-42.42	48.13	298
M _{Ma}	49.58	71.08	-9.19	71.67	353
N _{Ma}	20.0	0.0	0.0	0.0	0
W _{Ma}	95.0	0.0	0.0	0.0	0
R _{CIE}	39.92	58.74	27.99	65.07	25
J _{CIE}	81.26	-2.88	71.56	71.62	92
G _{CIE}	52.23	-42.41	13.6	44.55	162
B _{CIE}	30.57	1.41	-46.46	46.49	272

Data for maximum colour (Ma):

$LAB^*LAB^*_Ma: 49\ 70\ -3$

$LAB^*LCH^*_Ma: 49\ 70\ 357$

$lab^*rgb^*_Ma: 1.0\ 0.0\ 0.5$

$lab^*olv^*_Ma: 1.0\ 0.0\ 0.88$

triangle lightness t^*

%Gamut

$u^*_{rel} = 83$

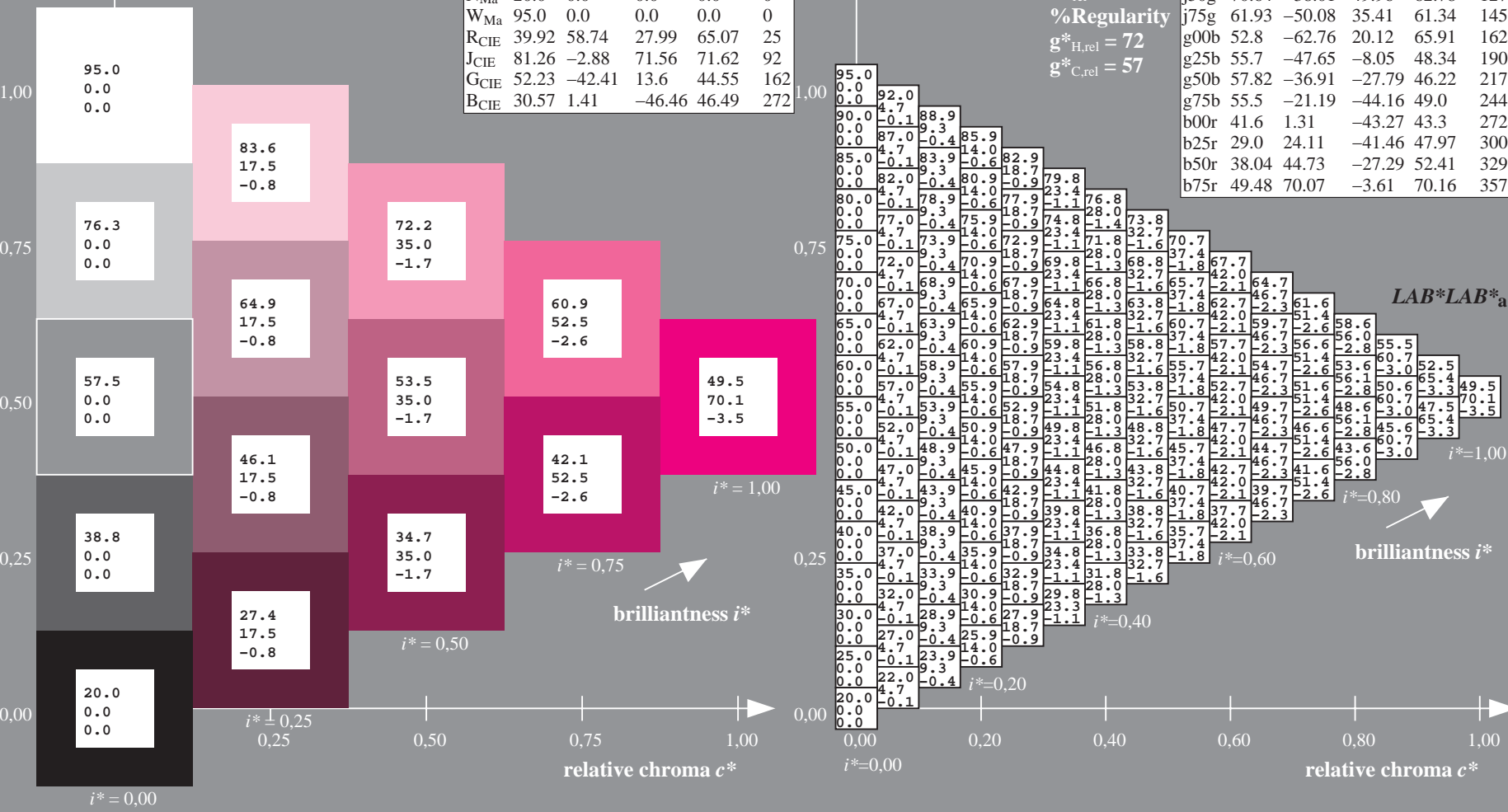
%Regularity

$g^*_{H,rel} = 72$

$g^*_{C,rel} = 57$

ORS20_95a; adapted (a) CIELAB data

	$L^*=L^*_a$	a^*_a	b^*_a	$C^*_{ab,a}$	$h^*_{ab,a}$
r00j	48.88	63.91	30.45	70.79	25
r25j	55.85	50.36	45.65	67.97	42
r50j	65.45	33.86	56.12	65.54	59
r75j	75.19	17.13	66.73	68.89	76
j00g	87.03	-3.21	79.64	79.7	92
j25g	80.72	-24.03	66.82	71.01	110
j50g	70.64	-38.01	49.96	62.78	127
j75g	61.93	-50.08	35.41	61.34	145
g00b	52.8	-62.76	20.12	65.91	162
g25b	55.7	-47.65	-8.05	48.34	190
g50b	57.82	-36.91	-27.79	46.22	217
g75b	55.5	-21.19	-44.16	49.0	244
b00r	41.6	1.31	-43.27	43.3	272
b25r	29.0	24.11	-41.46	47.97	300
b50r	38.04	44.73	-27.29	52.41	329
b75r	49.48	70.07	-3.61	70.16	357



BAM registration: 20080701-De99/10L/L99E00NP.PS/ .PDF
application for evaluation and measurement of printer or monitor systems
BAM material: code=rhadata

See for similar files: <http://www.ps.bam.de/De99/>; www.ps.bam.de/De99/
Technical information: <http://www.ps.bam.de/Version 2.1, io=1, ColSPX=1>

BAM registration: 20080701-De99/10L/L99E00NP.PS/.PDF BAM material: code=rhdata
application for evaluation and measurement of printer or monitor systems

	A	B	C	D	E	F	G	H	I	J	K	L	M	N	O	P	Q	R	S	T	U	V	W	X	Y	Z	a	b	c	d	e	f	g	h	i	j	k	LAB*LAB*a																																																																																																																																																																																																																																																																																																																																																																																																																																																																																																																																																																																																																																																																																																																																																																																																																																																																																																																																																																																																																																																																																																		
01	20.0	24.1	28.2	32.3	36.3	40.4	44.5	48.6	52.7	56.8	60.9	65.0	69.1	73.2	77.3	81.4	85.5	89.6	93.7	97.8	101.9	106.0	110.1	114.2	118.3	122.4	126.5	130.6	134.7	138.8	142.9	147.0	151.1	155.2	159.3	163.4	167.5	171.6	175.7	179.8	183.9	188.0	192.1	196.2	200.3	204.4	208.5	212.6	216.7	220.8	224.9	229.0	233.1	237.2	241.3	245.4	249.5	253.6	257.7	261.8	265.9	270.0	274.1	278.2	282.3	286.4	290.5	294.6	298.7	302.8	306.9	311.0	315.1	319.2	323.3	327.4	331.5	335.6	339.7	343.8	347.9	352.0	356.1	360.2	364.3	368.4	372.5	376.6	380.7	384.8	388.9	393.0	397.1	401.2	405.3	409.4	413.5	417.6	421.7	425.8	429.9	434.0	438.1	442.2	446.3	450.4	454.5	458.6	462.7	466.8	470.9	475.0	479.1	483.2	487.3	491.4	495.5	499.6	503.7	507.8	511.9	516.0	520.1	524.2	528.3	532.4	536.5	540.6	544.7	548.8	552.9	557.0	561.1	565.2	569.3	573.4	577.5	581.6	585.7	589.8	593.9	598.0	602.1	606.2	610.3	614.4	618.5	622.6	626.7	630.8	634.9	639.0	643.1	647.2	651.3	655.4	659.5	663.6	667.7	671.8	675.9	680.0	684.1	688.2	692.3	696.4	700.5	704.6	708.7	712.8	716.9	721.0	725.1	729.2	733.3	737.4	741.5	745.6	749.7	753.8	757.9	762.0	766.1	770.2	774.3	778.4	782.5	786.6	790.7	794.8	798.9	803.0	807.1	811.2	815.3	819.4	823.5	827.6	831.7	835.8	839.9	844.0	848.1	852.2	856.3	860.4	864.5	868.6	872.7	876.8	880.9	885.0	889.1	893.2	897.3	901.4	905.5	909.6	913.7	917.8	921.9	926.0	930.1	934.2	938.3	942.4	946.5	950.6	954.7	958.8	962.9	967.0	971.1	975.2	979.3	983.4	987.5	991.6	995.7	999.8	1003.9	1008.0	1012.1	1016.2	1020.3	1024.4	1028.5	1032.6	1036.7	1040.8	1044.9	1049.0	1053.1	1057.2	1061.3	1065.4	1069.5	1073.6	1077.7	1081.8	1085.9	1090.0	1094.1	1098.2	1102.3	1106.4	1110.5	1114.6	1118.7	1122.8	1126.9	1131.0	1135.1	1139.2	1143.3	1147.4	1151.5	1155.6	1159.7	1163.8	1167.9	1172.0	1176.1	1180.2	1184.3	1188.4	1192.5	1196.6	1200.7	1204.8	1208.9	1213.0	1217.1	1221.2	1225.3	1229.4	1233.5	1237.6	1241.7	1245.8	1249.9	1254.0	1258.1	1262.2	1266.3	1270.4	1274.5	1278.6	1282.7	1286.8	1290.9	1295.0	1299.1	1303.2	1307.3	1311.4	1315.5	1319.6	1323.7	1327.8	1331.9	1336.0	1340.1	1344.2	1348.3	1352.4	1356.5	1360.6	1364.7	1368.8	1372.9	1377.0	1381.1	1385.2	1389.3	1393.4	1397.5	1401.6	1405.7	1409.8	1413.9	1418.0	1422.1	1426.2	1430.3	1434.4	1438.5	1442.6	1446.7	1450.8	1454.9	1459.0	1463.1	1467.2	1471.3	1475.4	1479.5	1483.6	1487.7	1491.8	1495.9	1500.0	1504.1	1508.2	1512.3	1516.4	1520.5	1524.6	1528.7	1532.8	1536.9	1541.0	1545.1	1549.2	1553.3	1557.4	1561.5	1565.6	1569.7	1573.8	1577.9	1582.0	1586.1	1590.2	1594.3	1598.4	1602.5	1606.6	1610.7	1614.8	1618.9	1623.0	1627.1	1631.2	1635.3	1639.4	1643.5	1647.6	1651.7	1655.8	1659.9	1664.0	1668.1	1672.2	1676.3	1680.4	1684.5	1688.6	1692.7	1696.8	1700.9	1705.0	1709.1	1713.2	1717.3	1721.4	1725.5	1729.6	1733.7	1737.8	1741.9	1746.0	1750.1	1754.2	1758.3	1762.4	1766.5	1770.6	1774.7	1778.8	1782.9	1787.0	1791.1	1795.2	1799.3	1803.4	1807.5	1811.6	1815.7	1819.8	1823.9	1828.0	1832.1	1836.2	1840.3	1844.4	1848.5	1852.6	1856.7	1860.8	1864.9	1869.0	1873.1	1877.2	1881.3	1885.4	1889.5	1893.6	1897.7	1901.8	1905.9	1910.0	1914.1	1918.2	1922.3	1926.4	1930.5	1934.6	1938.7	1942.8	1946.9	1951.0	1955.1	1959.2	1963.3	1967.4	1971.5	1975.6	1979.7	1983.8	1987.9	1992.0	1996.1	2000.2	2004.3	2008.4	2012.5	2016.6	2020.7	2024.8	2028.9	2033.0	2037.1	2041.2	2045.3	2049.4	2053.5	2057.6	2061.7	2065.8	2069.9	2074.0	2078.1	2082.2	2086.3	2090.4	2094.5	2098.6	2102.7	2106.8	2110.9	2115.0	2119.1	2123.2	2127.3	2131.4	2135.5	2139.6	2143.7	2147.8	2151.9	2156.0	2160.1	2164.2	2168.3	2172.4	2176.5	2180.6	2184.7	2188.8	2192.9	2197.0	2201.1	2205.2	2209.3	2213.4	2217.5	2221.6	2225.7	2229.8	2233.9	2238.0	2242.1	2246.2	2250.3	2254.4	2258.5	2262.6	2266.7	2270.8	2274.9	2279.0	2283.1	2287.2	2291.3	2295.4	2299.5	2303.6	2307.7	2311.8	2315.9	2320.0	2324.1	2328.2	2332.3	2336.4	2340.5	2344.6	2348.7	2352.8	2356.9	2361.0	2365.1	2369.2	2373.3	2377.4	2381.5	2385.6	2389.7	2393.8	2397.9	2402.0	2406.1	2410.2	2414.3	2418.4	2422.5	2426.6	2430.7	2434.8	2438.9	2443.0	2447.1	2451.2	2455.3	2459.4	2463.5	2467.6	2471.7	2475.8	2479.9	2484.0	2488.1	2492.2	2496.3	2500.4	2504.5	2508.6	2512.7	2516.8	2520.9	2525.0	2529.1	2533.2	2537.3	2541.4	2545.5	2549.6	2553.7	2557.8	2561.9	2566.0	2570.1	2574.2	2578.3	2582.4	2586.5	2590.6	2594.7	2598.8	2602.9	2607.0	2611.1	2615.2	2619.3	2623.4	2627.5	2631.6	2635.7	2639.8	2643.9	2648.0	2652.1	2656.2	2660.3	2664.4	2668.5	2672.6	2676.7	2680.8	2684.9	2689.0	2693.1	2697.2	2701.3	2705.4	2709.5	2713.6	2717.7	2721.8	2725.9	2730.0	2734.1	2738.2	2742.3	2746.4	2750.5	2754.6	2758.7	2762.8	2766.9	2771.0	2775.1	2779.2	2783.3	2787.4	2791.5	2795.6	2799.7	2803.8	2807.9	2812.0	2816.1	2820.2	2824.3	2828.4	2832.5	2836.6	2840.7	2844.8	2848.9	2853.0	2857.1	2861.2	2865.3	2869.4	2873.5	2877.6	2881.7	2885.8	2889.9	2894.0	2898.1	2902.2	2906.3	2910.4	2914.5	2918.6	2922.7	2926.8	2930.9	2935.0	2939.1	2943.2	2947.3	2951.4	2955.5	2959.6	2963.7	2967.8	2971.9	2976.0	2980.1	2984.2	2988.3	2992.4	2996.5	3000.6	3004.7	3008.8	3012.9	3017.0	3021.1	3025.2	3029.3	3033.4	3037.5	3041.6	3045.7	3049.8	3053.9	3058.0	3062.1	3066.2	3070.3	3074.4	3078.5	3082.6	3086.7	3090.8	3094.9	3099.0	3103.1	3107.2	3111.3	3115.4	3119.5	3123.6	3127.7	3131.8	3135.9	3140.0	3144.1	3148.2	3152.3	3156.4	3160.5	3164.6	3168.7	3172.8	3176.9	3181.0	3185.1	3189.2	3193.3	3197.4	3201.5	3205.6	3209.7	3213.8	3217.9	3222.0	3226.1	3230.2	3234.3	3238.4	3242.5	3246.6	3250.7	3254.8	3258.9	3263.0	3267.1	3271.2	3275.3	3279.4	3283.5	3287.6	3291.7	3295.8	3300.0	3304.1	3308.2	3312.3	3316.4	3320.5	3324.6	3328.7	3332.8	3336.9	3341.0	3345.1	3349.2	3353.3	3357.4	3361.5	3365.6	3369.7	3373.8	3377.9	3382.0	3386.1	3390.2	3394.3	3398.4	3402.5	3406.6	3410.7	3414.8	3418.9	3423.0	3427.1	3431.2	3435.3	3439.4	3443.5	3447.6	3451.7	3455.8	3459.9	3464.0	3468.1	3472.2	3476.3	3480.4	3484.5	3488.6	3492.7	3496.8	3500.9	3505.0	3509.1	3513.2	3517.3	3521.4	3525.5	3529.6	3533.7	3537.8	3541.9	3546.0	3550.1	3554.2	3558.3	3562.4	3566.5	3570.6	3574.7	3578.8	3582.9	3587.0	3591.1	3595.2	3599.3	3603.4	3607.5	3611.6	3615.7	3619.8	3623.9	3628.0	3632.1	3636.2	3640.3	3644.4	3648.5	3652.6	3656.7	3660.8	3664.9	3669.0	3673.1	3677.2	3681.3	3685.4	3689.5	3693.6	3697.7	3701.8	3705.9	3710.0	3714.1	3718.2	3722.3	3726.4	3730.5	3734.6	3738.7	3742.8	3746.9	3751.0	3755.1	3759.2	3763.3	3767.4	3771.5	3775.6	3779.7	3783.8	3787.9	3792.0	3796.1	3800.2	3804.3	3808.4	3812.5	3816.6	3820.7	3824.8	3828.9	3833.0	3837.1	3841.2	3845.3	3849.4	3853.5	3857.6	3861.7	3865.8	3869.9	3874.0	3878.1	3882.2	3886.3	3890.4	3894.5	3898.6	3902.7	3906.8	3910.9	3915.0	3919.1	3923.2	3927.3	3931.4	3935.5	3939.6	3943.7	3947.8	3951.9	3956.0	3960.1	3964.2	3968.3	3972.4	3976.5	3980.6	3984.7	3988.8	3992.9	3997.0	4001.1	4005.2	4009.3	4013.4	4017.5	4021.6	4025.7	4029.8	4033.9	4038.0	4042.1	4046.2	4050.3	4054.4	4058.5	4062.6	4066.7	4070.8	4074.9	4079.0	4083.1	4087.2	4091.3	4095.4	4099.5	4103.6	4107.7	4111.8	4115.9	4120.0	4124.1	4128.2	4132.3	4136.4	4140.5	4144.6	4148.7	4152.8	4156.9	4161.0	4165.1	4169.2	4173.3	4177.4	4181.5	4185.6	4189.7	4193.8	4197.9	4202.0	4206.1	4210.2	4214.3	4218.4	4222.5	4226.6	4230.7	4234.8	4238.9	4243.0	4247.1	4251.2	4255.3	4259.4	4263.5	4267.6	4271.7	4275.8	4279.9	4284.0	4288.1	4292.2	4296.3	4300.4	4304.5	4308.6	4312.7	4316.8	4320.9	4325.0	4329.1	4333.2	4337.3	4341.4	4345.5	4349.6	4353.7	4357.8	4361.9	4366.0	4370.1	4374.2	4378.3	4382.4	4386.5	4390.6	4394.7	4398.8	4402.9	4407.0	4411.1	4415.2	4419.3	4423.4	4427.5	4431.6	4435.7	4439.8	4443.9	4448.0	4452.1	4456.2	4460.3	4464.4	4468.5	4472.6	4476.7	4480.8	4484.9	4489.0	4493.1	4497.2	4501.3	4505.4	450

Input and output:

Colorimetric Printer Reflective System ORS20_95a

data for any colour:

*lab*_{tch*}* and *lab*_{icu*}*

elementary hue text:

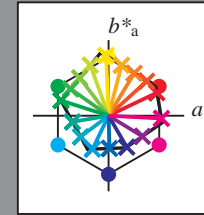
*u** = 16 hues *r00j*, *r25j*, ..., *b75r*

contrast reduction factor:

c_R = 0.96

ORS20_95a; adapted (a) CIELAB data

	<i>L*_a</i>	<i>a*_a</i>	<i>b*_a</i>	<i>C*_{ab,a}</i>	<i>h*_{ab,a}</i>
r00j	48.88	63.91	30.45	70.79	25
r25j	55.85	50.36	45.65	67.97	42
r50j	65.45	33.86	56.12	65.54	59
r75j	75.19	17.13	66.73	68.89	76
j00g	87.03	-3.21	79.64	79.7	92
j25g	80.72	-24.03	66.82	71.01	110
j50g	70.64	-38.01	49.96	62.78	127
j75g	61.93	-50.08	35.41	61.34	145
g00b	52.8	-62.76	20.12	65.91	162
g25b	55.7	-47.65	-8.05	48.34	190
g50b	57.82	-36.91	-27.79	46.22	217
g75b	55.5	-21.19	-44.16	49.0	244
b00r	41.6	1.31	-43.27	43.3	272
b25r	29.0	24.11	-41.46	47.97	300
b50r	38.04	44.73	-27.29	52.41	329
b75r	49.48	70.07	-3.61	70.16	357



%Gamut

*u*_{rel}* = 83

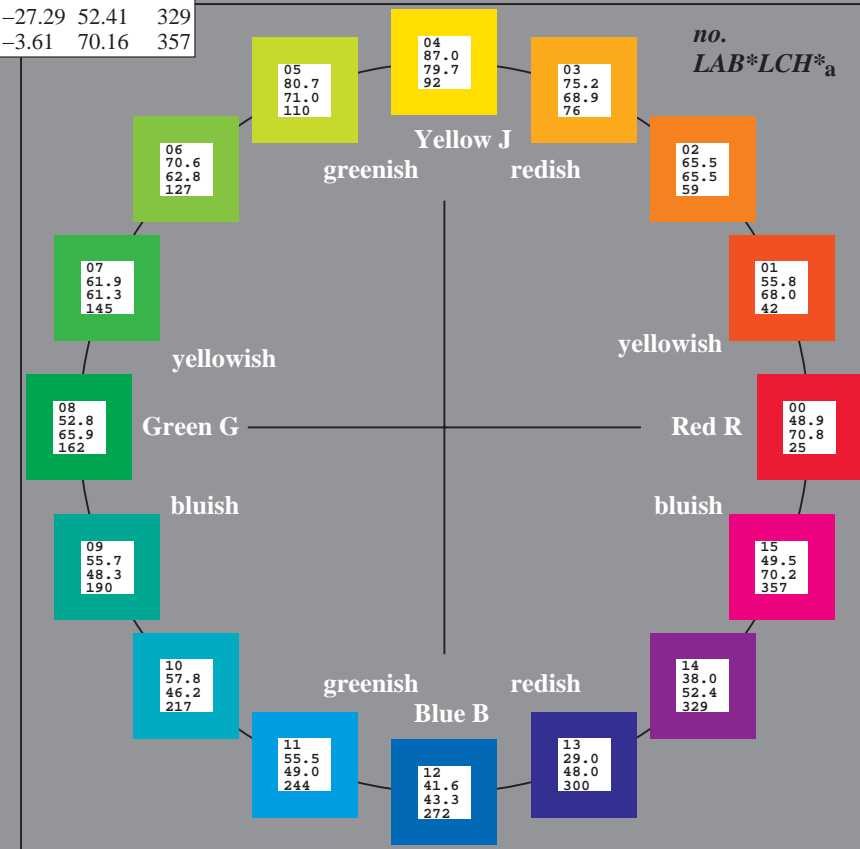
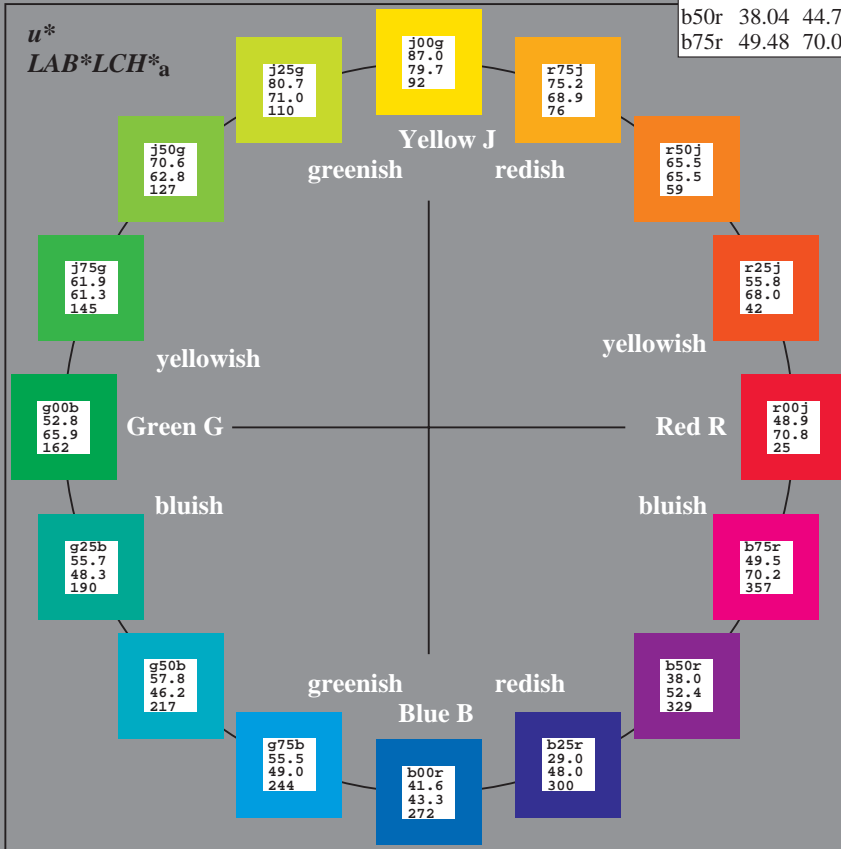
%Regularity

*g*_{H,rel}* = 72

*g*_{C,rel}* = 57

ORS20_95a; adapted (a) CIELAB data

	<i>L*_a</i>	<i>a*_a</i>	<i>b*_a</i>	<i>C*_{ab,a}</i>	<i>h*_{ab,a}</i>
O _{Ma}	48.75	62.56	37.91	73.15	31
Y _{Ma}	90.92	-9.88	83.88	84.46	97
L _{Ma}	52.69	-62.9	19.95	66.0	162
C _{Ma}	59.61	-27.85	-44.43	52.45	238
V _{Ma}	28.39	22.72	-42.42	48.13	298
M _{Ma}	49.58	71.08	-9.19	71.67	353
N _{Ma}	20.0	0.0	0.0	0.0	0
W _{Ma}	95.0	0.0	0.0	0.0	0
R _{CIE}	39.92	58.74	27.99	65.07	25
J _{CIE}	81.26	-2.88	71.56	71.62	92
G _{CIE}	52.23	-42.41	13.6	44.55	162
B _{CIE}	30.57	1.41	-46.46	46.49	272



BAM registration: 20080701-De99/10L/L99E00NP.PS/ .PDF
 application for evaluation and measurement of printer or monitor systems
 BAM material: code=rhadata

See for similar files: <http://www.ps.bam.de/De99/>; www.ps.bam.de/De.HTM
 Technical information: <http://www.ps.bam.de>
 Version 2.1, io=1,1, ColSpX=1

Input and output: Colorimetric Printer Reflective System ORS20_95a for relative CIELAB hue $h^* = lab^*h^* = h_{ab}/360 = 25/360 = 0.071$

data for any colour:

lab^*tch^* and lab^*icu^*

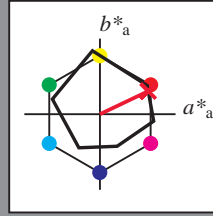
elementary hue text:

$u^* = r00j$

contrast reduction factor:

$c_R = 0.96$

triangle lightness t^*



ORS20_95a; adapted (a) CIELAB data					
	$L^*=L^*_a$	a^*_a	b^*_a	$C^*_{ab,a}$	$h^*_{ab,a}$
O _{Ma}	48.75	62.56	37.91	73.15	31
Y _{Ma}	90.92	-9.88	83.88	84.46	97
L _{Ma}	52.69	-62.9	19.95	66.0	162
C _{Ma}	59.61	-27.85	-44.43	52.45	238
V _{Ma}	28.39	22.72	-42.42	48.13	298
M _{Ma}	49.58	71.08	-9.19	71.67	353
N _{Ma}	20.0	0.0	0.0	0.0	0
W _{Ma}	95.0	0.0	0.0	0.0	0
R _{CIE}	39.92	58.74	27.99	65.07	25
J _{CIE}	81.26	-2.88	71.56	71.62	92
G _{CIE}	52.23	-42.41	13.6	44.55	162
B _{CIE}	30.57	1.41	-46.46	46.49	272

Data for maximum colour (Ma):

$LAB^*LAB^*_{Ma}$: 49 64 30

$LAB^*LCH^*_{Ma}$: 49 71 25

$lab^*rgb^*_{Ma}$: 1.0 0.0 0.0

$lab^*olv^*_{Ma}$: 1.0 0.0 0.16

triangle lightness t^*

%Gamut

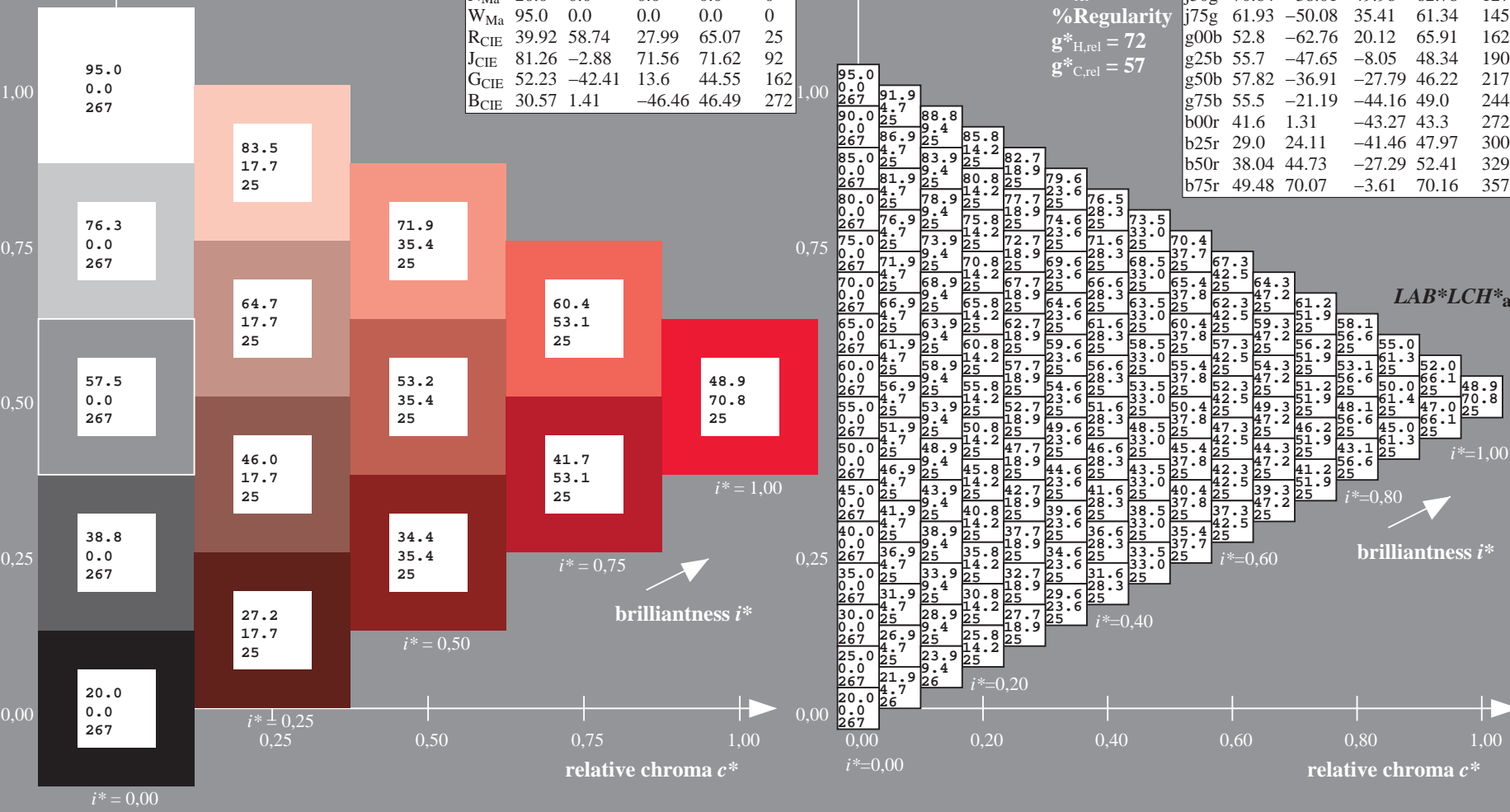
$u^*_{rel} = 83$

%Regularity

$g^*_{H,rel} = 72$

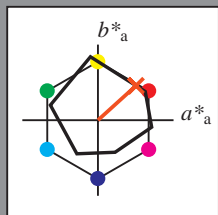
$g^*_{C,rel} = 57$

ORS20_95a; adapted (a) CIELAB data					
	$L^*=L^*_a$	a^*_a	b^*_a	$C^*_{ab,a}$	$h^*_{ab,a}$
r00j	48.88	63.91	30.45	70.79	25
r25j	55.85	50.36	45.65	67.97	42
r50j	65.45	33.86	56.12	65.54	59
r75j	75.19	17.13	66.73	68.89	76
j00g	87.03	-3.21	79.64	79.7	92
j25g	80.72	-24.03	66.82	71.01	110
j50g	70.64	-38.01	49.96	62.78	127
j75g	61.93	-50.08	35.41	61.34	145
g00b	52.8	-62.76	20.12	65.91	162
g25b	55.7	-47.65	-8.05	48.34	190
g50b	57.82	-36.91	-27.79	46.22	217
g75b	55.5	-21.19	-44.16	49.0	244
b00r	41.6	1.31	-43.27	43.3	272
b25r	29.0	24.11	-41.46	47.97	300
b50r	38.04	44.73	-27.29	52.41	329
b75r	49.48	70.07	-3.61	70.16	357



Input and output: Colorimetric Printer Reflective System ORS20_95a for relative CIELAB hue $h^* = lab^*h^* = h_{ab}/360 = 42/360 = 0.117$

data for any colour:
 lab^*tch^* and lab^*icu^*
 elementary hue text:
 $u^* = r25j$
 contrast reduction factor:
 $c_R = 0.96$
 triangle lightness t^*



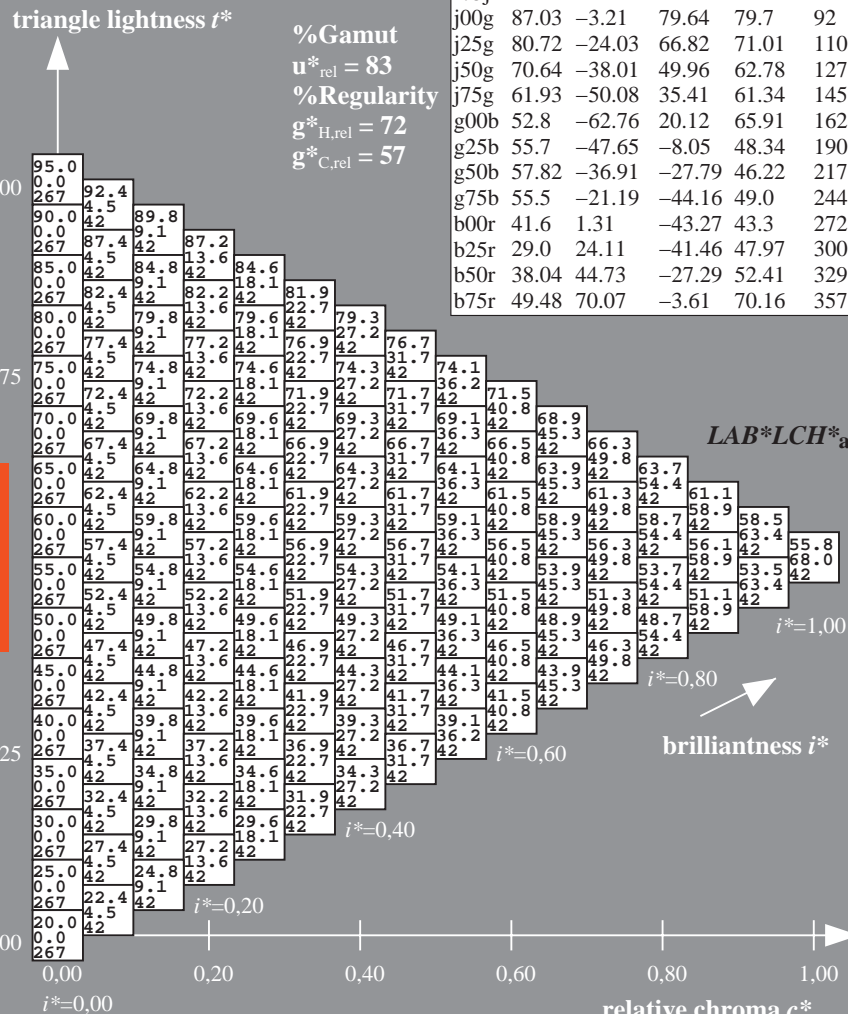
ORS20_95a; adapted (a) CIELAB data					
	$L^*=L^*_a$	a^*_a	b^*_a	$C^*_{ab,a}$	$h^*_{ab,a}$
O _{Ma}	48.75	62.56	37.91	73.15	31
Y _{Ma}	90.92	-9.88	83.88	84.46	97
L _{Ma}	52.69	-62.9	19.95	66.0	162
C _{Ma}	59.61	-27.85	-44.43	52.45	238
V _{Ma}	28.39	22.72	-42.42	48.13	298
M _{Ma}	49.58	71.08	-9.19	71.67	353
N _{Ma}	20.0	0.0	0.0	0.0	0
W _{Ma}	95.0	0.0	0.0	0.0	0
R _{CIE}	39.92	58.74	27.99	65.07	25
J _{CIE}	81.26	-2.88	71.56	71.62	92
G _{CIE}	52.23	-42.41	13.6	44.55	162
B _{CIE}	30.57	1.41	-46.46	46.49	272

Data for maximum colour (Ma):

$LAB^*LAB^*_Ma$: 56 50 46
 $LAB^*LCH^*_Ma$: 56 68 42
 $lab^*rgb^*_Ma$: 1.0 0.25 0.0
 $lab^*olv^*_Ma$: 1.0 0.17 0.0

ORS20_95a; adapted (a) CIELAB data					
	$L^*=L^*_a$	a^*_a	b^*_a	$C^*_{ab,a}$	$h^*_{ab,a}$
r00j	48.88	63.91	30.45	70.79	25
r25j	55.85	50.36	45.65	67.97	42
r50j	65.45	33.86	56.12	65.54	59
r75j	75.19	17.13	66.73	68.89	76
j00g	87.03	-3.21	79.64	79.7	92
j25g	80.72	-24.03	66.82	71.01	110
j50g	70.64	-38.01	49.96	62.78	127
j75g	61.93	-50.08	35.41	61.34	145
g00b	52.8	-62.76	20.12	65.91	162
g25b	55.7	-47.65	-8.05	48.34	190
g50b	57.82	-36.91	-27.79	46.22	217
g75b	55.5	-21.19	-44.16	49.0	244
b00r	41.6	1.31	-43.27	43.3	272
b25r	29.0	24.11	-41.46	47.97	300
b50r	38.04	44.73	-27.29	52.41	329
b75r	49.48	70.07	-3.61	70.16	357

%Gamut
 $u^*_{rel} = 83$
 %Regularity
 $g^*_{H,rel} = 72$
 $g^*_{C,rel} = 57$

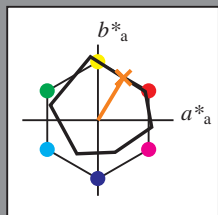


See for similar files: <http://www.ps.bam.de/De99/>; www.ps.bam.de/De.HTM
 Technical information: <http://www.ps.bam.de> Version 2.1, io=1,1, ColSPx=1

BAM registration: 20080701-De99/10L/L99E00NP.PS/ .PDF BAM material: code=rhadata
 application for evaluation and measurement of printer or monitor systems

Input and output: Colorimetric Printer Reflective System ORS20_95a for relative CIELAB hue $h^* = lab^*h^* = h_{ab}/360 = 59/360 = 0.164$

data for any colour:
 lab^*tch^* and lab^*icu^*
 elementary hue text:
 $u^* = r50j$
 contrast reduction factor:
 $c_R = 0.96$
 triangle lightness t^*



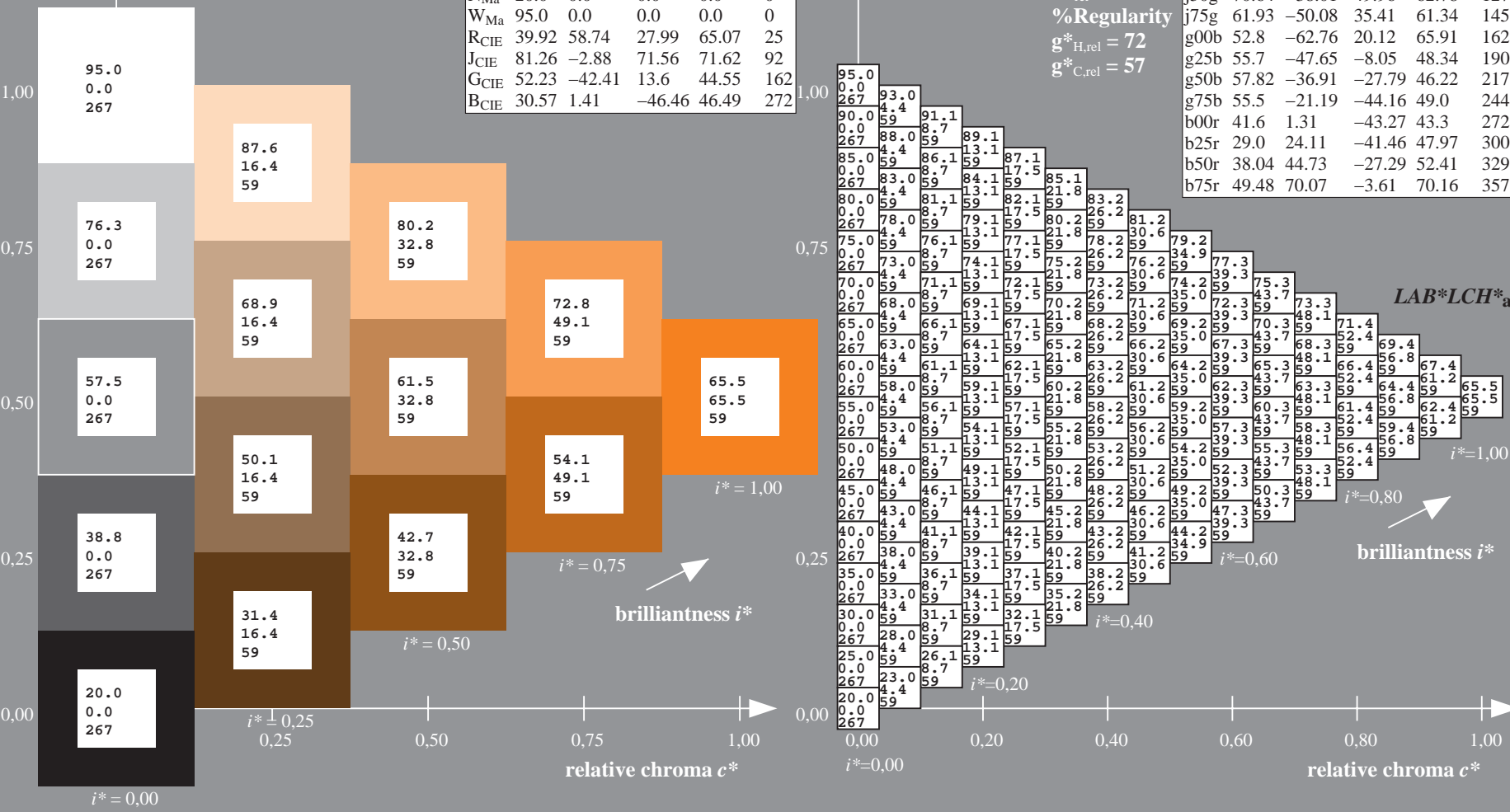
ORS20_95a; adapted (a) CIELAB data					
	$L^*=L^*_a$	a^*_a	b^*_a	$C^*_{ab,a}$	$h^*_{ab,a}$
O _{Ma}	48.75	62.56	37.91	73.15	31
Y _{Ma}	90.92	-9.88	83.88	84.46	97
L _{Ma}	52.69	-62.9	19.95	66.0	162
C _{Ma}	59.61	-27.85	-44.43	52.45	238
V _{Ma}	28.39	22.72	-42.42	48.13	298
M _{Ma}	49.58	71.08	-9.19	71.67	353
N _{Ma}	20.0	0.0	0.0	0.0	0
W _{Ma}	95.0	0.0	0.0	0.0	0
R _{CIE}	39.92	58.74	27.99	65.07	25
J _{CIE}	81.26	-2.88	71.56	71.62	92
G _{CIE}	52.23	-42.41	13.6	44.55	162
B _{CIE}	30.57	1.41	-46.46	46.49	272

Data for maximum colour (Ma):

$LAB^*LAB^*_{Ma}$: 65 34 56
 $LAB^*LCH^*_{Ma}$: 65 66 59
 $lab^*rgb^*_{Ma}$: 1.0 0.5 0.0
 $lab^*olv^*_{Ma}$: 1.0 0.4 0.0

ORS20_95a; adapted (a) CIELAB data					
	$L^*=L^*_a$	a^*_a	b^*_a	$C^*_{ab,a}$	$h^*_{ab,a}$
r00j	48.88	63.91	30.45	70.79	25
r25j	55.85	50.36	45.65	67.97	42
r50j	65.45	33.86	56.12	65.54	59
r75j	75.19	17.13	66.73	68.89	76
j00g	87.03	-3.21	79.64	79.7	92
j25g	80.72	-24.03	66.82	71.01	110
j50g	70.64	-38.01	49.96	62.78	127
j75g	61.93	-50.08	35.41	61.34	145
g00b	52.8	-62.76	20.12	65.91	162
g25b	55.7	-47.65	-8.05	48.34	190
g50b	57.82	-36.91	-27.79	46.22	217
g75b	55.5	-21.19	-44.16	49.0	244
b00r	41.6	1.31	-43.27	43.3	272
b25r	29.0	24.11	-41.46	47.97	300
b50r	38.04	44.73	-27.29	52.41	329
b75r	49.48	70.07	-3.61	70.16	357

triangle lightness t^*
 %Gamut
 $u^*_{rel} = 83$
 %Regularity
 $g^*_{H,rel} = 72$
 $g^*_{C,rel} = 57$



See for similar files: <http://www.ps.bam.de/De99/>; www.ps.bam.de/De.HTM
 Technical information: <http://www.ps.bam.de> Version 2.1, io=1,1, ColSPx=1

BAM registration: 20080701-De99/10L/L99E00NP.PS/ .PDF BAM material: code=rhadata
 application for evaluation and measurement of printer or monitor systems

Input and output: Colorimetric Printer Reflective System ORS20_95a for relative CIELAB hue $h^* = lab^*h^* = h_{ab}/360 = 76/360 = 0.21$

data for any colour:

lab^*tch^* and lab^*icu^*

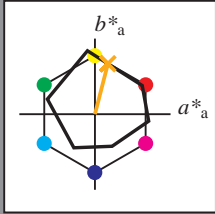
elementary hue text:

$u^* = r75j$

contrast reduction factor:

$c_R = 0.96$

triangle lightness t^*



ORS20_95a; adapted (a) CIELAB data					
	$L^*=L^*_a$	a^*_a	b^*_a	$C^*_{ab,a}$	$h^*_{ab,a}$
O _{Ma}	48.75	62.56	37.91	73.15	31
Y _{Ma}	90.92	-9.88	83.88	84.46	97
L _{Ma}	52.69	-62.9	19.95	66.0	162
C _{Ma}	59.61	-27.85	-44.43	52.45	238
V _{Ma}	28.39	22.72	-42.42	48.13	298
M _{Ma}	49.58	71.08	-9.19	71.67	353
N _{Ma}	20.0	0.0	0.0	0.0	0
W _{Ma}	95.0	0.0	0.0	0.0	0
R _{CIE}	39.92	58.74	27.99	65.07	25
J _{CIE}	81.26	-2.88	71.56	71.62	92
G _{CIE}	52.23	-42.41	13.6	44.55	162
B _{CIE}	30.57	1.41	-46.46	46.49	272

Data for maximum colour (M_a):

$LAB^*LAB^*_M_a$: 75 17 67

$LAB^*LCH^*_M_a$: 75 69 76

$lab^*rgb^*_M_a$: 1.0 0.75 0.0

$lab^*olv^*_M_a$: 1.0 0.63 0.0

triangle lightness t^*

%Gamut

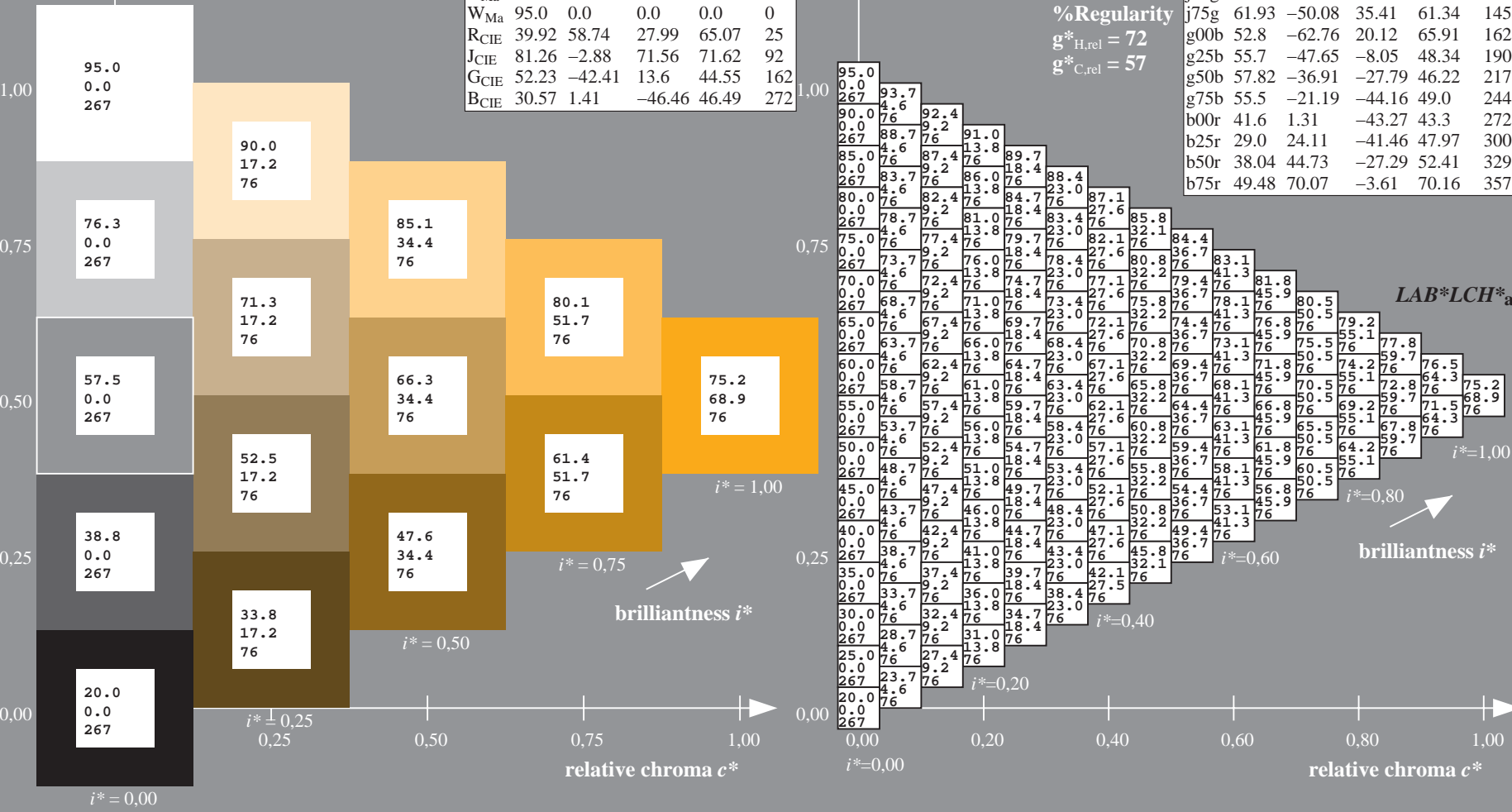
$u^*_{rel} = 83$

%Regularity

$g^*_{H,rel} = 72$

$g^*_{C,rel} = 57$

ORS20_95a; adapted (a) CIELAB data					
	$L^*=L^*_a$	a^*_a	b^*_a	$C^*_{ab,a}$	$h^*_{ab,a}$
r00j	48.88	63.91	30.45	70.79	25
r25j	55.85	50.36	45.65	67.97	42
r50j	65.45	33.86	56.12	65.54	59
r75j	75.19	17.13	66.73	68.89	76
j00g	87.03	-3.21	79.64	79.7	92
j25g	80.72	-24.03	66.82	71.01	110
j50g	70.64	-38.01	49.96	62.78	127
j75g	61.93	-50.08	35.41	61.34	145
g00b	52.8	-62.76	20.12	65.91	162
g25b	55.7	-47.65	-8.05	48.34	190
g50b	57.82	-36.91	-27.79	46.22	217
g75b	55.5	-21.19	-44.16	49.0	244
b00r	41.6	1.31	-43.27	43.3	272
b25r	29.0	24.11	-41.46	47.97	300
b50r	38.04	44.73	-27.29	52.41	329
b75r	49.48	70.07	-3.61	70.16	357



BAM registration: 20080701-De99/10L/L99E00NP.PS/ .PDF
BAM material: code=rhadata
application for evaluation and measurement of printer or monitor systems

Input and output: Colorimetric Printer Reflective System ORS20_95a for relative CIELAB hue $h^* = lab^*h^* = h_{ab}/360 = 92/360 = 0.256$

data for any colour:

lab^*tch^* and lab^*icu^*

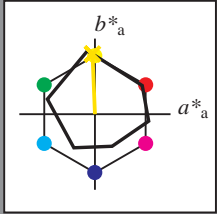
elementary hue text:

$u^* = j00g$

contrast reduction factor:

$c_R = 0.96$

triangle lightness t^*



ORS20_95a; adapted (a) CIELAB data

	$L^*=L^*_a$	a^*_a	b^*_a	$C^*_{ab,a}$	$h^*_{ab,a}$
O _{Ma}	48.75	62.56	37.91	73.15	31
Y _{Ma}	90.92	-9.88	83.88	84.46	97
L _{Ma}	52.69	-62.9	19.95	66.0	162
C _{Ma}	59.61	-27.85	-44.43	52.45	238
V _{Ma}	28.39	22.72	-42.42	48.13	298
M _{Ma}	49.58	71.08	-9.19	71.67	353
N _{Ma}	20.0	0.0	0.0	0.0	0
W _{Ma}	95.0	0.0	0.0	0.0	0
R _{CIE}	39.92	58.74	27.99	65.07	25
J _{CIE}	81.26	-2.88	71.56	71.62	92
G _{CIE}	52.23	-42.41	13.6	44.55	162
B _{CIE}	30.57	1.41	-46.46	46.49	272

Data for maximum colour (Ma):

$LAB^*LAB^*_{Ma}$: 87 -2 80

$LAB^*LCH^*_{Ma}$: 87 80 92

$lab^*rgb^*_{Ma}$: 1.0 1.0 0.0

$lab^*olv^*_{Ma}$: 1.0 0.91 0.0

triangle lightness t^*

%Gamut

$u^*_{rel} = 83$

%Regularity

$g^*_{H,rel} = 72$

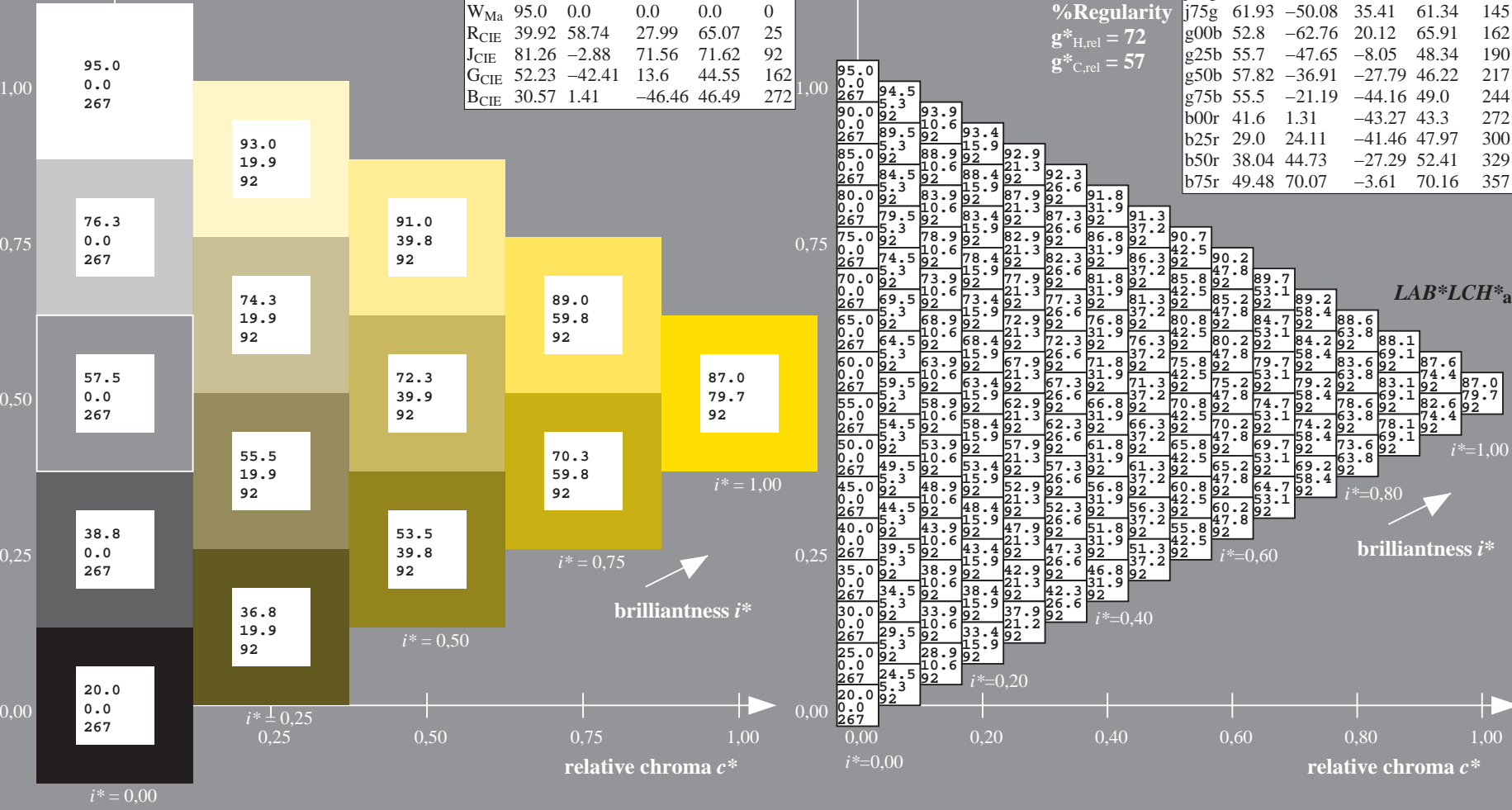
$g^*_{C,rel} = 57$

$u^* = j00g$

$LAB^*LCH^*_a$

ORS20_95a; adapted (a) CIELAB data

	$L^*=L^*_a$	a^*_a	b^*_a	$C^*_{ab,a}$	$h^*_{ab,a}$
r00j	48.88	63.91	30.45	70.79	25
r25j	55.85	50.36	45.65	67.97	42
r50j	65.45	33.86	56.12	65.54	59
r75j	75.19	17.13	66.73	68.89	76
j00g	87.03	-3.21	79.64	79.7	92
j25g	80.72	-24.03	66.82	71.01	110
j50g	70.64	-38.01	49.96	62.78	127
j75g	61.93	-50.08	35.41	61.34	145
g00b	52.8	-62.76	20.12	65.91	162
g25b	55.7	-47.65	-8.05	48.34	190
g50b	57.82	-36.91	-27.79	46.22	217
g75b	55.5	-21.19	-44.16	49.0	244
b00r	41.6	1.31	-43.27	43.3	272
b25r	29.0	24.11	-41.46	47.97	300
b50r	38.04	44.73	-27.29	52.41	329
b75r	49.48	70.07	-3.61	70.16	357



Input and output: Colorimetric Printer Reflective System ORS20_95a for relative CIELAB hue $h^* = lab^*h^* = h_{ab}/360 = 110/360 = 0.305$

data for any colour:

lab^*tch^* and lab^*icu^*

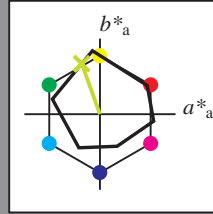
elementary hue text:

$u^* = j25g$

contrast reduction factor:

$c_R = 0.96$

triangle lightness t^*



ORS20_95a; adapted (a) CIELAB data

	$L^*=L^*_a$	a^*_a	b^*_a	$C^*_{ab,a}$	$h^*_{ab,a}$
O _{Ma}	48.75	62.56	37.91	73.15	31
Y _{Ma}	90.92	-9.88	83.88	84.46	97
L _{Ma}	52.69	-62.9	19.95	66.0	162
C _{Ma}	59.61	-27.85	-44.43	52.45	238
V _{Ma}	28.39	22.72	-42.42	48.13	298
M _{Ma}	49.58	71.08	-9.19	71.67	353
N _{Ma}	20.0	0.0	0.0	0.0	0
W _{Ma}	95.0	0.0	0.0	0.0	0
R _{CIE}	39.92	58.74	27.99	65.07	25
J _{CIE}	81.26	-2.88	71.56	71.62	92
G _{CIE}	52.23	-42.41	13.6	44.55	162
B _{CIE}	30.57	1.41	-46.46	46.49	272

Data for maximum colour (Ma):

$LAB^*LAB^*_{Ma}$: 81 -23 67

$LAB^*LCH^*_{Ma}$: 81 71 110

$lab^*rgb^*_{Ma}$: 0.75 1.0 0.0

$lab^*olv^*_{Ma}$: 0.73 1.0 0.0

triangle lightness t^*

%Gamut

$u^*_{rel} = 83$

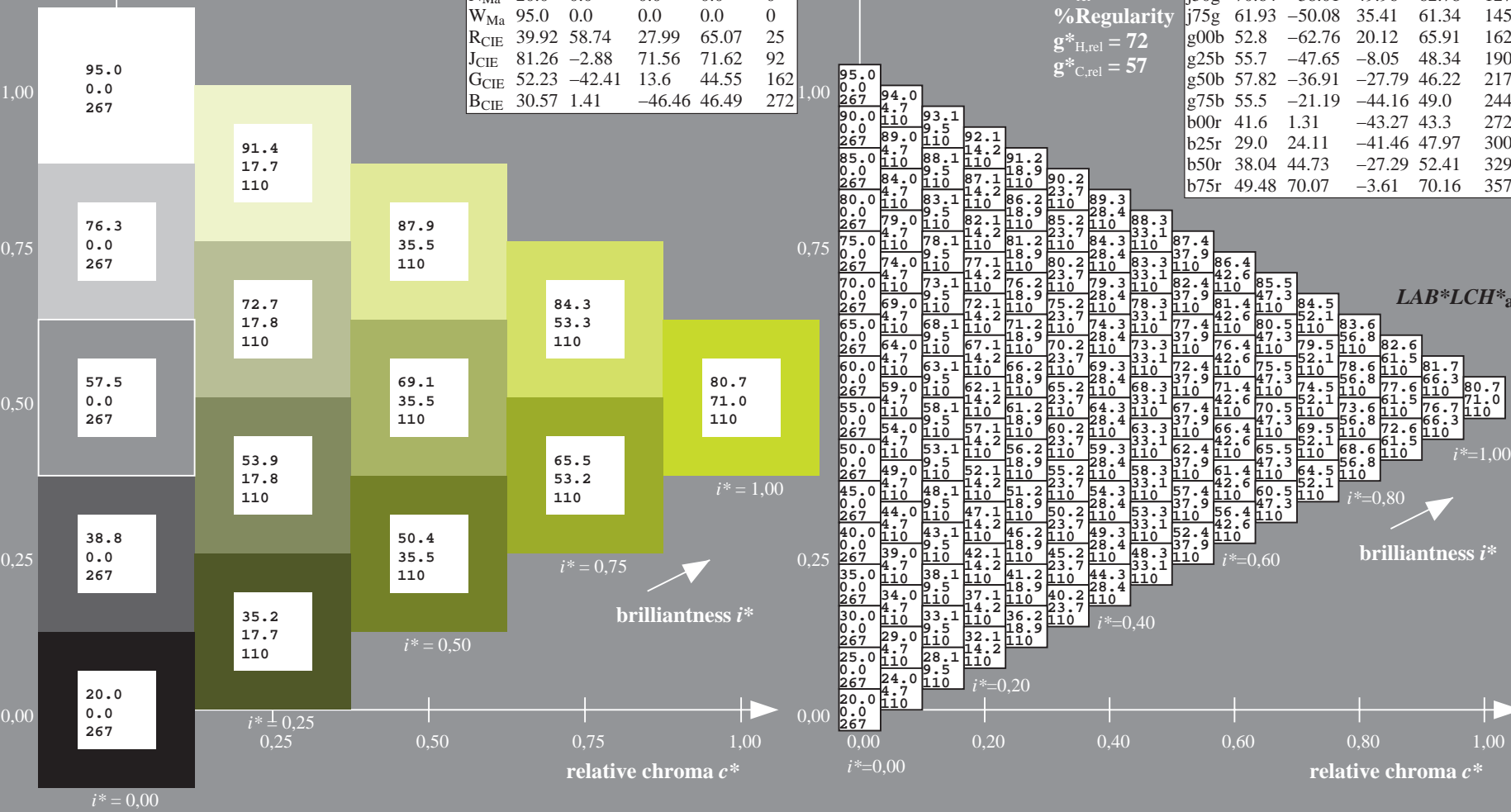
%Regularity

$g^*_{H,rel} = 72$

$g^*_{C,rel} = 57$

ORS20_95a; adapted (a) CIELAB data

	$L^*=L^*_a$	a^*_a	b^*_a	$C^*_{ab,a}$	$h^*_{ab,a}$
r00j	48.88	63.91	30.45	70.79	25
r25j	55.85	50.36	45.65	67.97	42
r50j	65.45	33.86	56.12	65.54	59
r75j	75.19	17.13	66.73	68.89	76
j00g	87.03	-3.21	79.64	79.7	92
j25g	80.72	-24.03	66.82	71.01	110
j50g	70.64	-38.01	49.96	62.78	127
j75g	61.93	-50.08	35.41	61.34	145
g00b	52.8	-62.76	20.12	65.91	162
g25b	55.7	-47.65	-8.05	48.34	190
g50b	57.82	-36.91	-27.79	46.22	217
g75b	55.5	-21.19	-44.16	49.0	244
b00r	41.6	1.31	-43.27	43.3	272
b25r	29.0	24.11	-41.46	47.97	300
b50r	38.04	44.73	-27.29	52.41	329
b75r	49.48	70.07	-3.61	70.16	357



See for similar files: <http://www.ps.bam.de/De99/>; www.ps.bam.de/De.HTM
Technical information: <http://www.ps.bam.de> Version 2.1, io=1,1, ColSPx=1

BAM registration: 20080701-De99/10L/L99E00NP.PS/ .PDF BAM material: code=rhadata
application for evaluation and measurement of printer or monitor systems

Input and output: Colorimetric Printer Reflective System ORS20_95a for relative CIELAB hue $h^* = lab^*h^* = h_{ab}/360 = 127/360 = 0.354$

data for any colour:

lab^*tch^* and lab^*icu^*

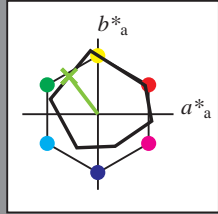
elementary hue text:

$u^* = j50g$

contrast reduction factor:

$c_R = 0.96$

triangle lightness t^*



ORS20_95a; adapted (a) CIELAB data

	$L^*=L^*_a$	a^*_a	b^*_a	$C^*_{ab,a}$	$h^*_{ab,a}$
O _{Ma}	48.75	62.56	37.91	73.15	31
Y _{Ma}	90.92	-9.88	83.88	84.46	97
L _{Ma}	52.69	-62.9	19.95	66.0	162
C _{Ma}	59.61	-27.85	-44.43	52.45	238
V _{Ma}	28.39	22.72	-42.42	48.13	298
M _{Ma}	49.58	71.08	-9.19	71.67	353
N _{Ma}	20.0	0.0	0.0	0.0	0
W _{Ma}	95.0	0.0	0.0	0.0	0
R _{CIE}	39.92	58.74	27.99	65.07	25
J _{CIE}	81.26	-2.88	71.56	71.62	92
G _{CIE}	52.23	-42.41	13.6	44.55	162
B _{CIE}	30.57	1.41	-46.46	46.49	272

Data for maximum colour (Ma):

$LAB^*LAB^*_{Ma}$: 71 -37 50

$LAB^*LCH^*_{Ma}$: 71 63 127

$lab^*rgb^*_{Ma}$: 0.5 1.0 0.0

$lab^*olv^*_{Ma}$: 0.47 1.0 0.0

triangle lightness t^*

%Gamut

$u^*_{rel} = 83$

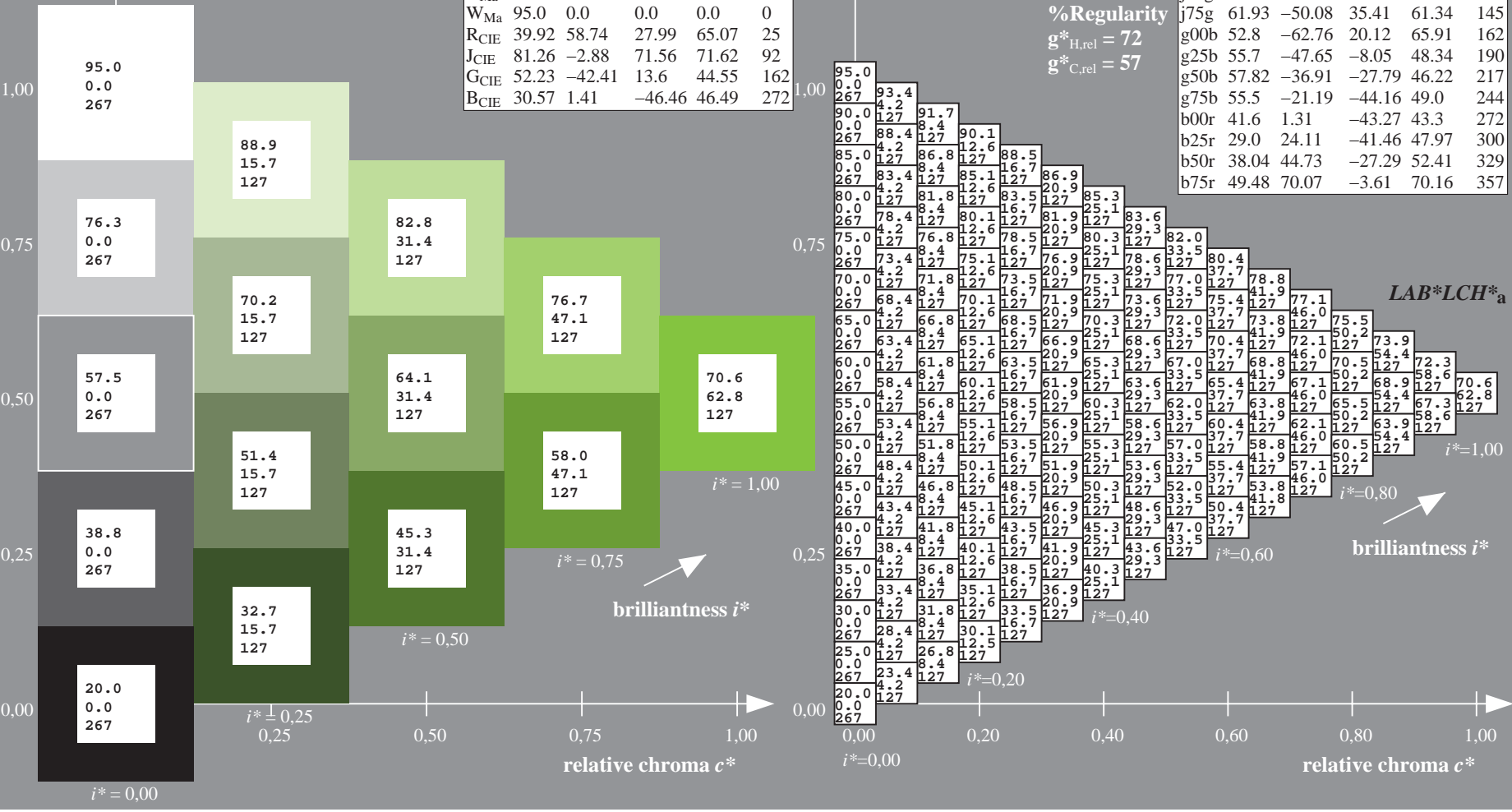
%Regularity

$g^*_{H,rel} = 72$

$g^*_{C,rel} = 57$

ORS20_95a; adapted (a) CIELAB data

	$L^*=L^*_a$	a^*_a	b^*_a	$C^*_{ab,a}$	$h^*_{ab,a}$
r00j	48.88	63.91	30.45	70.79	25
r25j	55.85	50.36	45.65	67.97	42
r50j	65.45	33.86	56.12	65.54	59
r75j	75.19	17.13	66.73	68.89	76
j00g	87.03	-3.21	79.64	79.7	92
j25g	80.72	-24.03	66.82	71.01	110
j50g	70.64	-38.01	49.96	62.78	127
j75g	61.93	-50.08	35.41	61.34	145
g00b	52.8	-62.76	20.12	65.91	162
g25b	55.7	-47.65	-8.05	48.34	190
g50b	57.82	-36.91	-27.79	46.22	217
g75b	55.5	-21.19	-44.16	49.0	244
b00r	41.6	1.31	-43.27	43.3	272
b25r	29.0	24.11	-41.46	47.97	300
b50r	38.04	44.73	-27.29	52.41	329
b75r	49.48	70.07	-3.61	70.16	357



See for similar files: <http://www.ps.bam.de/De99/>; <http://www.ps.bam.de/De99/10L/L99E00NP.PS/> .PDF application for evaluation and measurement of printer or monitor systems

Technical information: <http://www.ps.bam.de> Version 2.1, io=1,1, ColSpx=1

BAM registration: 20080701-De99/10L/L99E00NP.PS/ .PDF BAM material: code=rhadata

Input and output: Colorimetric Printer Reflective System ORS20_95a for relative CIELAB hue $h^* = lab^*h^* = h_{ab}/360 = 145/360 = 0.402$

data for any colour:

lab^*tch^* and lab^*icu^*

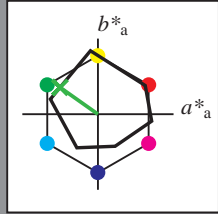
elementary hue text:

$u^* = j75g$

contrast reduction factor:

$c_R = 0.96$

triangle lightness t^*



ORS20_95a; adapted (a) CIELAB data					
	$L^*=L^*_a$	a^*_a	b^*_a	$C^*_{ab,a}$	$h^*_{ab,a}$
O _{Ma}	48.75	62.56	37.91	73.15	31
Y _{Ma}	90.92	-9.88	83.88	84.46	97
L _{Ma}	52.69	-62.9	19.95	66.0	162
C _{Ma}	59.61	-27.85	-44.43	52.45	238
V _{Ma}	28.39	22.72	-42.42	48.13	298
M _{Ma}	49.58	71.08	-9.19	71.67	353
N _{Ma}	20.0	0.0	0.0	0.0	0
W _{Ma}	95.0	0.0	0.0	0.0	0
R _{CIE}	39.92	58.74	27.99	65.07	25
J _{CIE}	81.26	-2.88	71.56	71.62	92
G _{CIE}	52.23	-42.41	13.6	44.55	162
B _{CIE}	30.57	1.41	-46.46	46.49	272

Data for maximum colour (Ma):

$LAB^*LAB^*_{Ma}$: 62 -49 35

$LAB^*LCH^*_{Ma}$: 62 61 145

$lab^*rgb^*_{Ma}$: 0.25 1.0 0.0

$lab^*olv^*_{Ma}$: 0.24 1.0 0.0

triangle lightness t^*

%Gamut

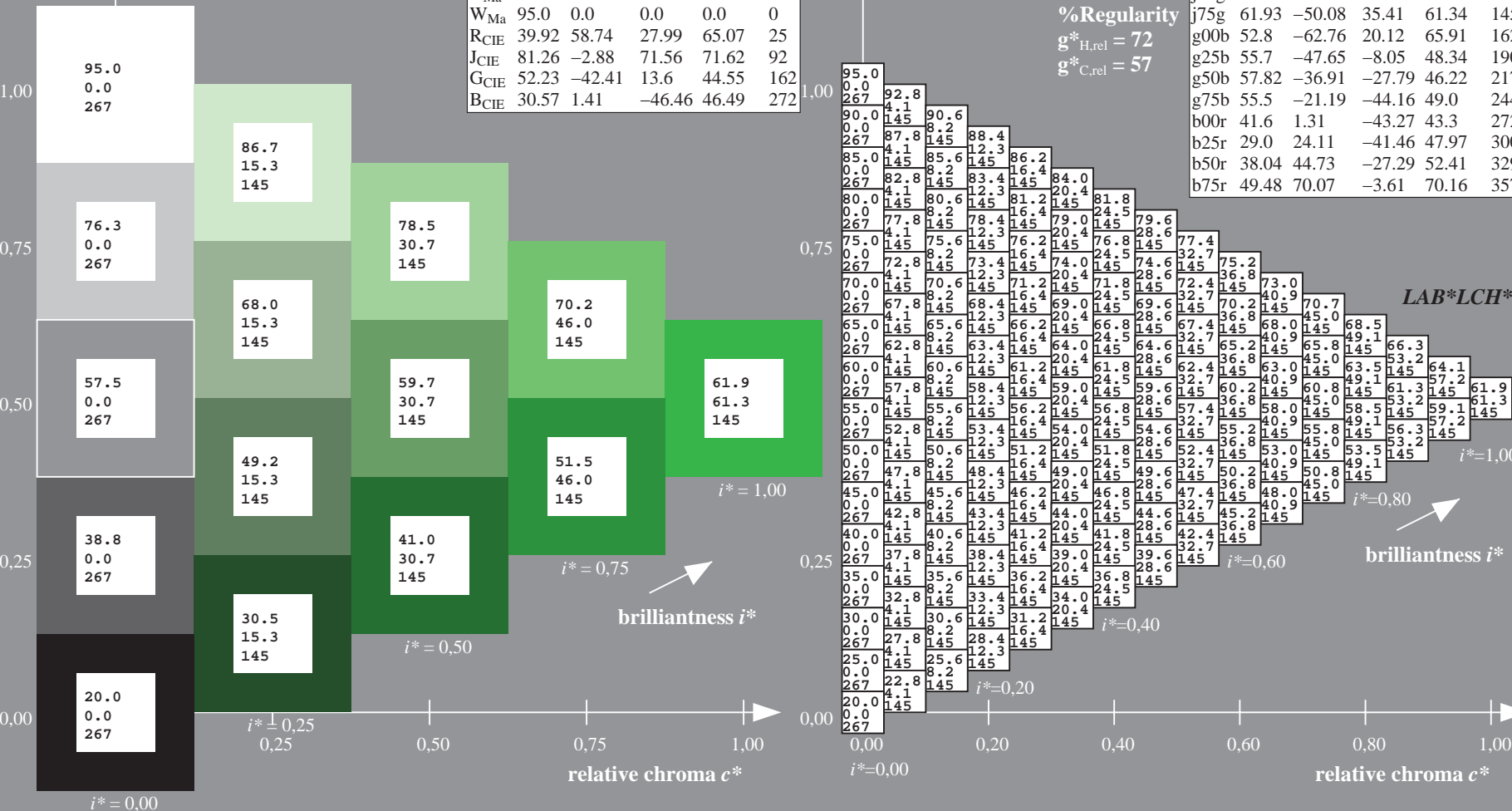
$u^*_{rel} = 83$

%Regularity

$g^*_{H,rel} = 72$

$g^*_{C,rel} = 57$

ORS20_95a; adapted (a) CIELAB data					
	$L^*=L^*_a$	a^*_a	b^*_a	$C^*_{ab,a}$	$h^*_{ab,a}$
r00j	48.88	63.91	30.45	70.79	25
r25j	55.85	50.36	45.65	67.97	42
r50j	65.45	33.86	56.12	65.54	59
r75j	75.19	17.13	66.73	68.89	76
j00g	87.03	-3.21	79.64	79.7	92
j25g	80.72	-24.03	66.82	71.01	110
j50g	70.64	-38.01	49.96	62.78	127
j75g	61.93	-50.08	35.41	61.34	145
g00b	52.8	-62.76	20.12	65.91	162
g25b	55.7	-47.65	-8.05	48.34	190
g50b	57.82	-36.91	-27.79	46.22	217
g75b	55.5	-21.19	-44.16	49.0	244
b00r	41.6	1.31	-43.27	43.3	272
b25r	29.0	24.11	-41.46	47.97	300
b50r	38.04	44.73	-27.29	52.41	329
b75r	49.48	70.07	-3.61	70.16	357



Input and output: Colorimetric Printer Reflective System ORS20_95a for relative CIELAB hue $h^* = lab^*h^* = h_{ab}/360 = 162/360 = 0.451$

data for any colour:

lab^*tch^* and lab^*icu^*

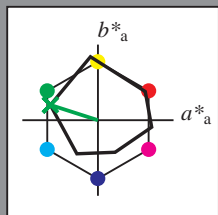
elementary hue text:

$u^* = g00b$

contrast reduction factor:

$c_R = 0.96$

triangle lightness t^*



ORS20_95a; adapted (a) CIELAB data

	$L^*=L^*_a$	a^*_a	b^*_a	$C^*_{ab,a}$	$h^*_{ab,a}$
O _{Ma}	48.75	62.56	37.91	73.15	31
Y _{Ma}	90.92	-9.88	83.88	84.46	97
L _{Ma}	52.69	-62.9	19.95	66.0	162
C _{Ma}	59.61	-27.85	-44.43	52.45	238
V _{Ma}	28.39	22.72	-42.42	48.13	298
M _{Ma}	49.58	71.08	-9.19	71.67	353
N _{Ma}	20.0	0.0	0.0	0.0	0
W _{Ma}	95.0	0.0	0.0	0.0	0
R _{CIE}	39.92	58.74	27.99	65.07	25
J _{CIE}	81.26	-2.88	71.56	71.62	92
G _{CIE}	52.23	-42.41	13.6	44.55	162
B _{CIE}	30.57	1.41	-46.46	46.49	272

Data for maximum colour (Ma):

$LAB^*LAB^*_{Ma}$: 53 -62 20

$LAB^*LCH^*_{Ma}$: 53 66 162

$lab^*rgb^*_{Ma}$: 0.0 1.0 0.0

$lab^*olv^*_{Ma}$: 0.0 1.0 0.0

triangle lightness t^*

%Gamut

$u^*_{rel} = 83$

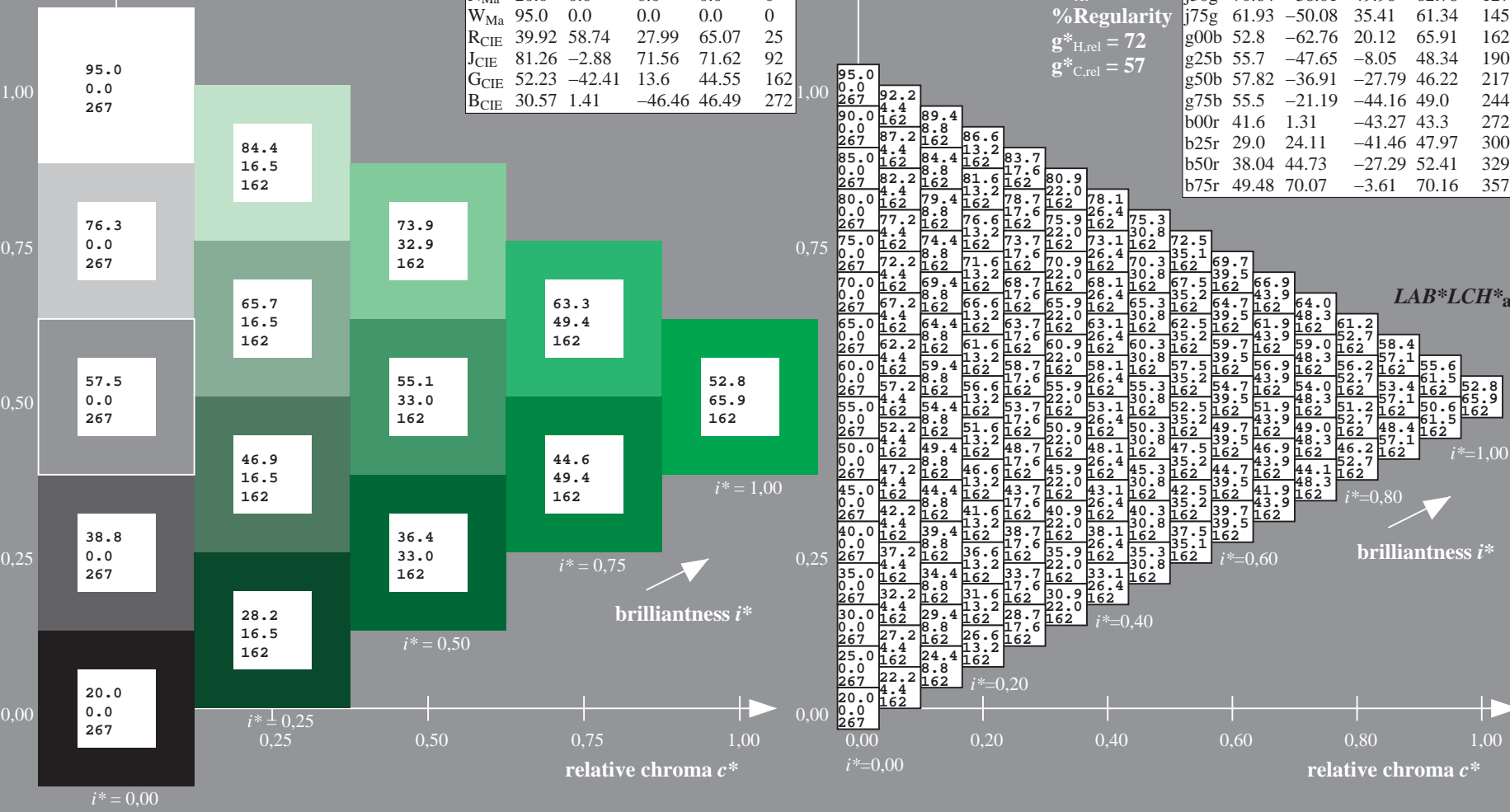
%Regularity

$g^*_{H,rel} = 72$

$g^*_{C,rel} = 57$

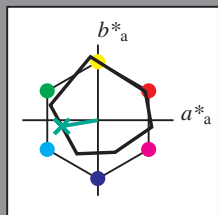
ORS20_95a; adapted (a) CIELAB data

	$L^*=L^*_a$	a^*_a	b^*_a	$C^*_{ab,a}$	$h^*_{ab,a}$
r00j	48.88	63.91	30.45	70.79	25
r25j	55.85	50.36	45.65	67.97	42
r50j	65.45	33.86	56.12	65.54	59
r75j	75.19	17.13	66.73	68.89	76
j00g	87.03	-3.21	79.64	79.7	92
j25g	80.72	-24.03	66.82	71.01	110
j50g	70.64	-38.01	49.96	62.78	127
j75g	61.93	-50.08	35.41	61.34	145
g00b	52.8	-62.76	20.12	65.91	162
g25b	55.7	-47.65	-8.05	48.34	190
g50b	57.82	-36.91	-27.79	46.22	217
g75b	55.5	-21.19	-44.16	49.0	244
b00r	41.6	1.31	-43.27	43.3	272
b25r	29.0	24.11	-41.46	47.97	300
b50r	38.04	44.73	-27.29	52.41	329
b75r	49.48	70.07	-3.61	70.16	357



Input and output: Colorimetric Printer Reflective System ORS20_95a for relative CIELAB hue $h^* = lab^*h^* = h_{ab}/360 = 190/360 = 0.527$

data for any colour:
 lab^*tch^* and lab^*icu^*
 elementary hue text:
 $u^* = g25b$
 contrast reduction factor:
 $c_R = 0.96$
 triangle lightness t^*



ORS20_95a; adapted (a) CIELAB data

	$L^*=L^*_a$	a^*_a	b^*_a	$C^*_{ab,a}$	$h^*_{ab,a}$
O _{Ma}	48.75	62.56	37.91	73.15	31
Y _{Ma}	90.92	-9.88	83.88	84.46	97
L _{Ma}	52.69	-62.9	19.95	66.0	162
C _{Ma}	59.61	-27.85	-44.43	52.45	238
V _{Ma}	28.39	22.72	-42.42	48.13	298
M _{Ma}	49.58	71.08	-9.19	71.67	353
N _{Ma}	20.0	0.0	0.0	0.0	0
W _{Ma}	95.0	0.0	0.0	0.0	0
R _{CIE}	39.92	58.74	27.99	65.07	25
J _{CIE}	81.26	-2.88	71.56	71.62	92
G _{CIE}	52.23	-42.41	13.6	44.55	162
B _{CIE}	30.57	1.41	-46.46	46.49	272

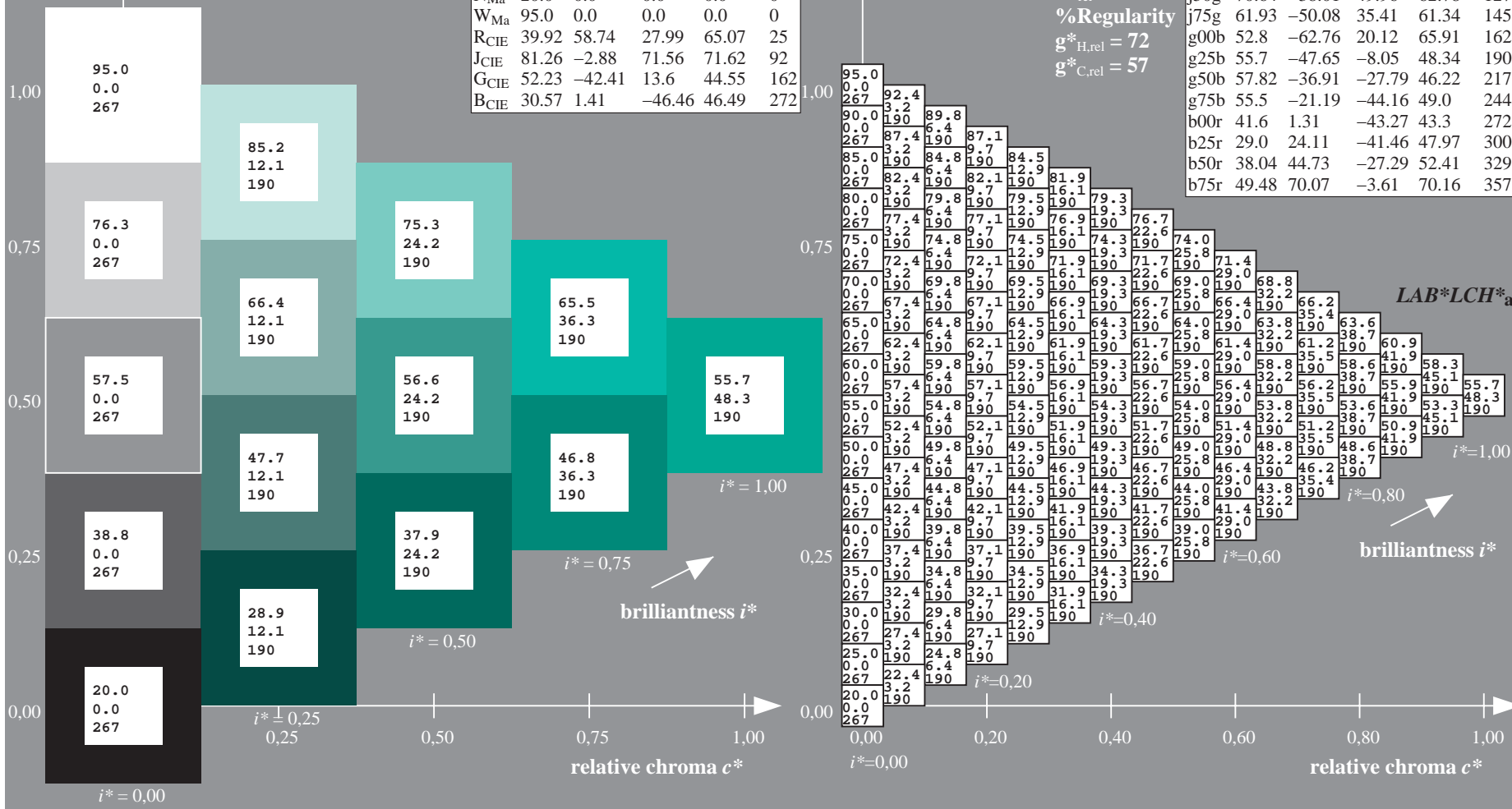
Data for maximum colour (Ma):

$LAB^*LAB^*_{Ma}$: 56 -47 -7
 $LAB^*LCH^*_{Ma}$: 56 48 190
 $lab^*rgb^*_{Ma}$: 0.0 1.0 0.5
 $lab^*olv^*_{Ma}$: 0.0 1.0 0.44

ORS20_95a; adapted (a) CIELAB data

	$L^*=L^*_a$	a^*_a	b^*_a	$C^*_{ab,a}$	$h^*_{ab,a}$
r00j	48.88	63.91	30.45	70.79	25
r25j	55.85	50.36	45.65	67.97	42
r50j	65.45	33.86	56.12	65.54	59
r75j	75.19	17.13	66.73	68.89	76
j00g	87.03	-3.21	79.64	79.7	92
j25g	80.72	-24.03	66.82	71.01	110
j50g	70.64	-38.01	49.96	62.78	127
j75g	61.93	-50.08	35.41	61.34	145
g00b	52.8	-62.76	20.12	65.91	162
g25b	55.7	-47.65	-8.05	48.34	190
g50b	57.82	-36.91	-27.79	46.22	217
g75b	55.5	-21.19	-44.16	49.0	244
b00r	41.6	1.31	-43.27	43.3	272
b25r	29.0	24.11	-41.46	47.97	300
b50r	38.04	44.73	-27.29	52.41	329
b75r	49.48	70.07	-3.61	70.16	357

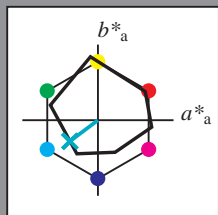
triangle lightness t^*
 %Gamut
 $u^*_{rel} = 83$
 %Regularity
 $g^*_{H,rel} = 72$
 $g^*_{C,rel} = 57$



BAM registration: 20080701-De99/10L/L99E00NP.PS/ .PDF
 application for evaluation and measurement of printer or monitor systems
 BAM material: code=rhadata

Input and output: Colorimetric Printer Reflective System ORS20_95a for relative CIELAB hue $h^* = lab^*h^* = h_{ab}/360 = 217/360 = 0.603$

data for any colour:
 lab^*tch^* and lab^*icu^*
 elementary hue text:
 $u^* = g50b$
 contrast reduction factor:
 $c_R = 0.96$
 triangle lightness t^*



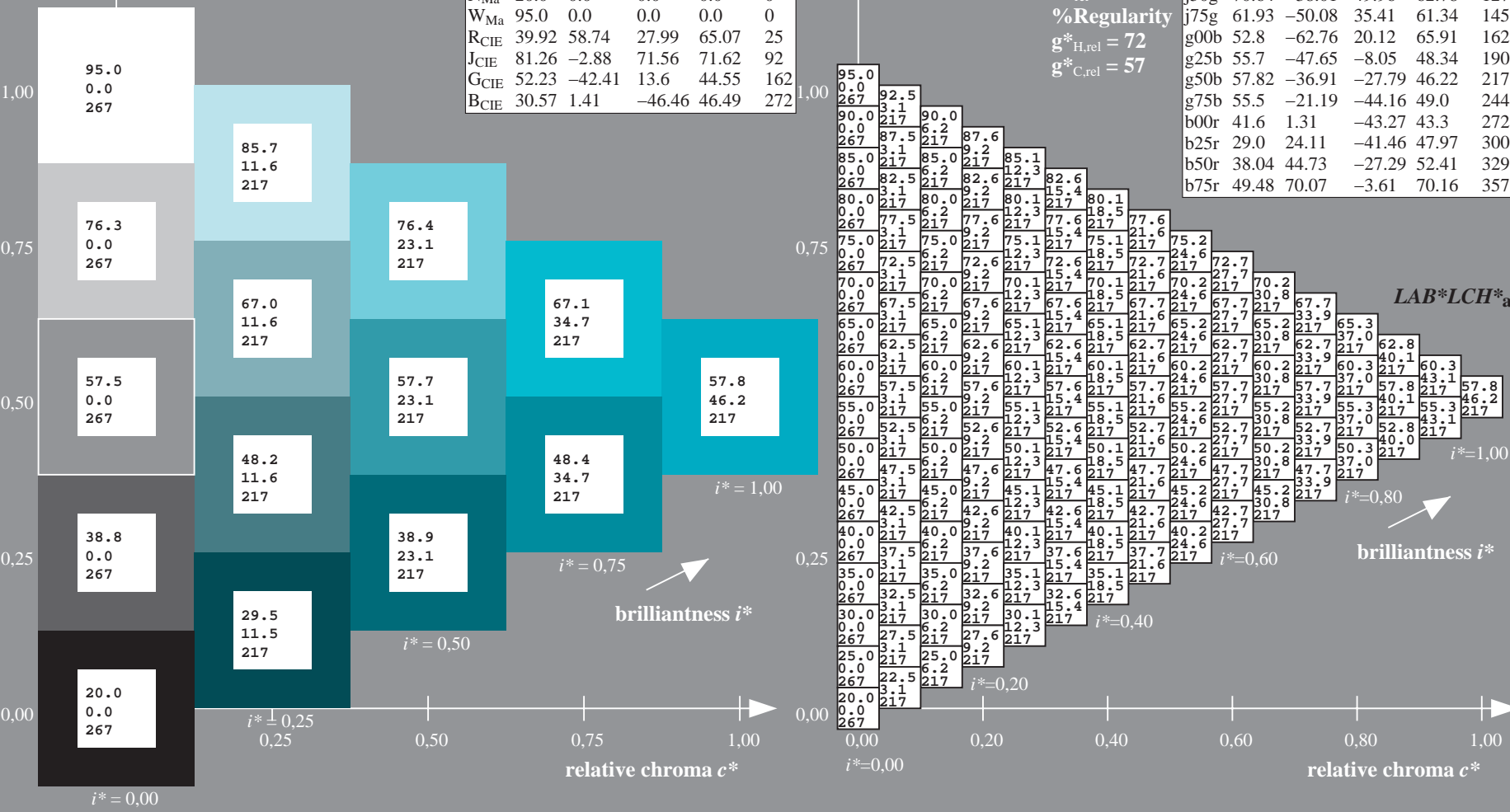
ORS20_95a; adapted (a) CIELAB data					
	$L^*=L^*_a$	a^*_a	b^*_a	$C^*_{ab,a}$	$h^*_{ab,a}$
O _{Ma}	48.75	62.56	37.91	73.15	31
Y _{Ma}	90.92	-9.88	83.88	84.46	97
L _{Ma}	52.69	-62.9	19.95	66.0	162
C _{Ma}	59.61	-27.85	-44.43	52.45	238
V _{Ma}	28.39	22.72	-42.42	48.13	298
M _{Ma}	49.58	71.08	-9.19	71.67	353
N _{Ma}	20.0	0.0	0.0	0.0	0
W _{Ma}	95.0	0.0	0.0	0.0	0
R _{CIE}	39.92	58.74	27.99	65.07	25
J _{CIE}	81.26	-2.88	71.56	71.62	92
G _{CIE}	52.23	-42.41	13.6	44.55	162
B _{CIE}	30.57	1.41	-46.46	46.49	272

Data for maximum colour (Ma):

$LAB^*LAB^*_Ma$: 58 -36 -27
 $LAB^*LCH^*_Ma$: 58 46 217
 $lab^*rgb^*_Ma$: 0.0 1.0 1.0
 $lab^*olv^*_Ma$: 0.0 1.0 0.74

ORS20_95a; adapted (a) CIELAB data					
	$L^*=L^*_a$	a^*_a	b^*_a	$C^*_{ab,a}$	$h^*_{ab,a}$
r00j	48.88	63.91	30.45	70.79	25
r25j	55.85	50.36	45.65	67.97	42
r50j	65.45	33.86	56.12	65.54	59
r75j	75.19	17.13	66.73	68.89	76
j00g	87.03	-3.21	79.64	79.7	92
j25g	80.72	-24.03	66.82	71.01	110
j50g	70.64	-38.01	49.96	62.78	127
j75g	61.93	-50.08	35.41	61.34	145
g00b	52.8	-62.76	20.12	65.91	162
g25b	55.7	-47.65	-8.05	48.34	190
g50b	57.82	-36.91	-27.79	46.22	217
g75b	55.5	-21.19	-44.16	49.0	244
b00r	41.6	1.31	-43.27	43.3	272
b25r	29.0	24.11	-41.46	47.97	300
b50r	38.04	44.73	-27.29	52.41	329
b75r	49.48	70.07	-3.61	70.16	357

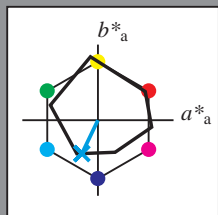
triangle lightness t^*
 %Gamut
 $u^*_{rel} = 83$
 %Regularity
 $g^*_{H,rel} = 72$
 $g^*_{C,rel} = 57$



BAM registration: 20080701-De99/10L/L99E00NP.PS/ .PDF
 application for evaluation and measurement of printer or monitor systems
 BAM material: code=rhadata

Input and output: Colorimetric Printer Reflective System ORS20_95a for relative CIELAB hue $h^* = lab^*h^* = h_{ab}/360 = 244/360 = 0.679$

data for any colour:
 lab^*tch^* and lab^*icu^*
 elementary hue text:
 $u^* = g75b$
 contrast reduction factor:
 $c_R = 0.96$
 triangle lightness t^*



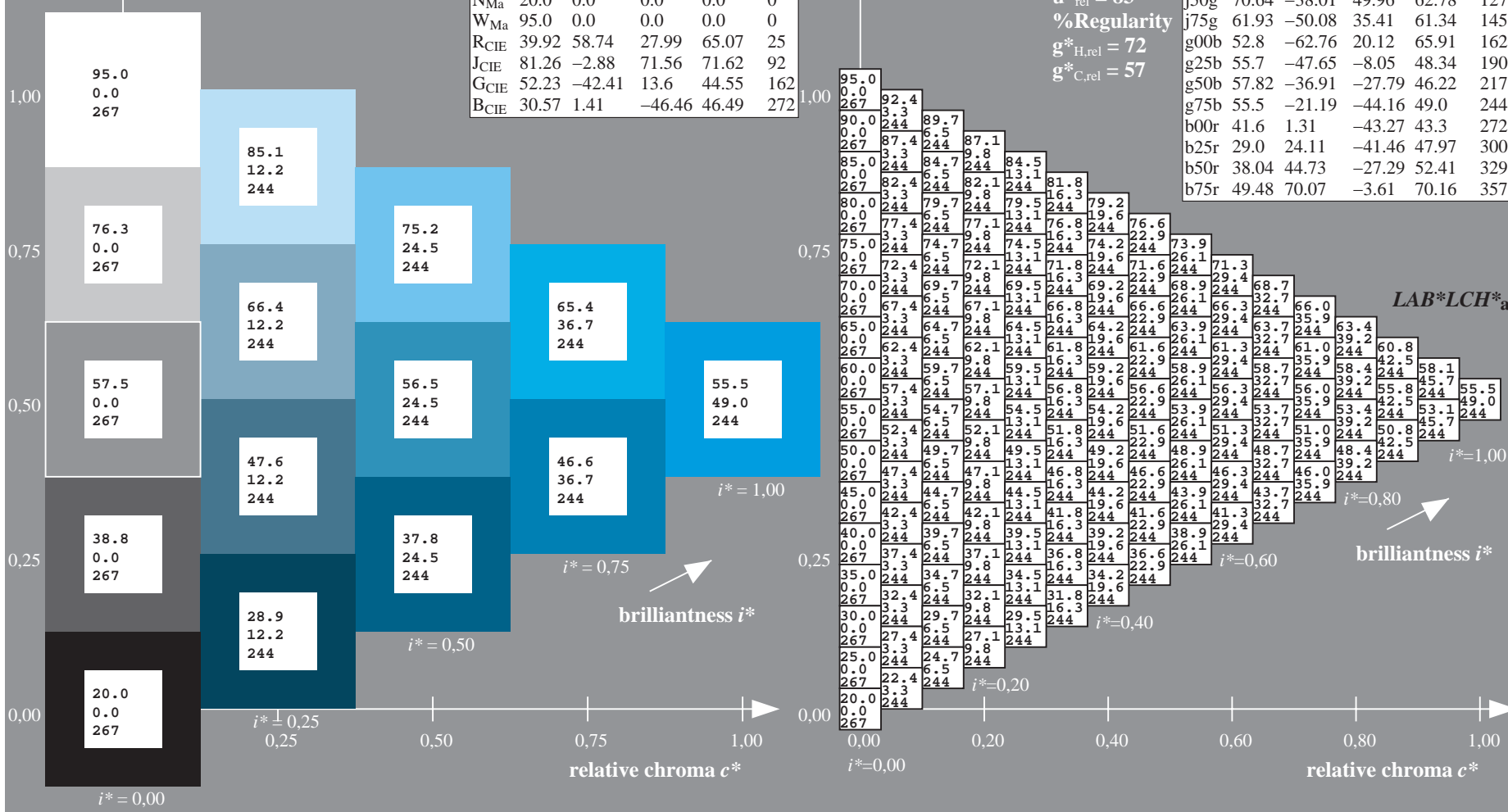
ORS20_95a; adapted (a) CIELAB data					
	$L^*=L^*_a$	a^*_a	b^*_a	$C^*_{ab,a}$	$h^*_{ab,a}$
O _{Ma}	48.75	62.56	37.91	73.15	31
Y _{Ma}	90.92	-9.88	83.88	84.46	97
L _{Ma}	52.69	-62.9	19.95	66.0	162
C _{Ma}	59.61	-27.85	-44.43	52.45	238
V _{Ma}	28.39	22.72	-42.42	48.13	298
M _{Ma}	49.58	71.08	-9.19	71.67	353
N _{Ma}	20.0	0.0	0.0	0.0	0
W _{Ma}	95.0	0.0	0.0	0.0	0
R _{CIE}	39.92	58.74	27.99	65.07	25
J _{CIE}	81.26	-2.88	71.56	71.62	92
G _{CIE}	52.23	-42.41	13.6	44.55	162
B _{CIE}	30.57	1.41	-46.46	46.49	272

Data for maximum colour (Ma):

$LAB^*LAB^*_{Ma}$: 55 -20 -43
 $LAB^*LCH^*_{Ma}$: 55 49 244
 $lab^*rgb^*_{Ma}$: 0.0 0.5 1.0
 $lab^*olv^*_{Ma}$: 0.0 0.87 1.0

ORS20_95a; adapted (a) CIELAB data					
	$L^*=L^*_a$	a^*_a	b^*_a	$C^*_{ab,a}$	$h^*_{ab,a}$
r00j	48.88	63.91	30.45	70.79	25
r25j	55.85	50.36	45.65	67.97	42
r50j	65.45	33.86	56.12	65.54	59
r75j	75.19	17.13	66.73	68.89	76
j00g	87.03	-3.21	79.64	79.7	92
j25g	80.72	-24.03	66.82	71.01	110
j50g	70.64	-38.01	49.96	62.78	127
j75g	61.93	-50.08	35.41	61.34	145
g00b	52.8	-62.76	20.12	65.91	162
g25b	55.7	-47.65	-8.05	48.34	190
g50b	57.82	-36.91	-27.79	46.22	217
g75b	55.5	-21.19	-44.16	49.0	244
b00r	41.6	1.31	-43.27	43.3	272
b25r	29.0	24.11	-41.46	47.97	300
b50r	38.04	44.73	-27.29	52.41	329
b75r	49.48	70.07	-3.61	70.16	357

triangle lightness t^*
 %Gamut
 $u^*_{rel} = 83$
 %Regularity
 $g^*_{H,rel} = 72$
 $g^*_{C,rel} = 57$

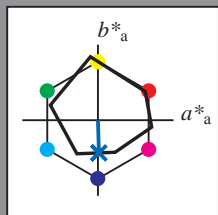


BAM registration: 20080701-De99/10L/L99E00NP.PS/ .PDF
 application for evaluation and measurement of printer or monitor systems
 BAM material: code=rh4ta

See for similar files: <http://www.ps.bam.de/De99/>; www.ps.bam.de/De.HTM
 Technical information: <http://www.ps.bam.de>
 Version 2.1, io=1,1, ColSPx=1

Input and output: Colorimetric Printer Reflective System ORS20_95a for relative CIELAB hue $h^* = lab^*h^* = h_{ab}/360 = 272/360 = 0.755$

data for any colour:
 lab^*tch^* and lab^*icu^*
 elementary hue text:
 $u^* = b00r$
 contrast reduction factor:
 $c_R = 0.96$
 triangle lightness t^*



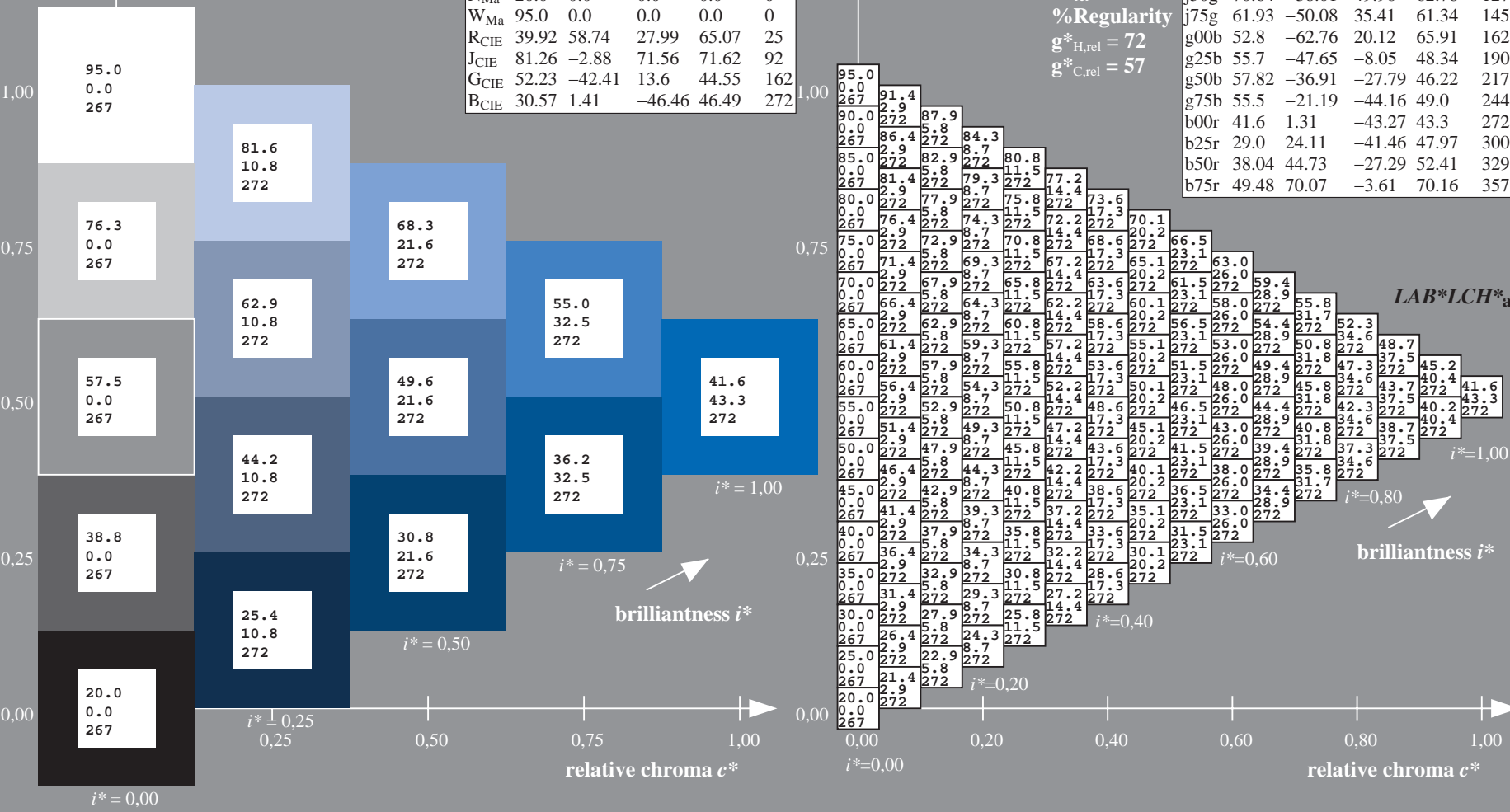
ORS20_95a; adapted (a) CIELAB data					
	$L^*=L^*_a$	a^*_a	b^*_a	$C^*_{ab,a}$	$h^*_{ab,a}$
O _{Ma}	48.75	62.56	37.91	73.15	31
Y _{Ma}	90.92	-9.88	83.88	84.46	97
L _{Ma}	52.69	-62.9	19.95	66.0	162
C _{Ma}	59.61	-27.85	-44.43	52.45	238
V _{Ma}	28.39	22.72	-42.42	48.13	298
M _{Ma}	49.58	71.08	-9.19	71.67	353
N _{Ma}	20.0	0.0	0.0	0.0	0
W _{Ma}	95.0	0.0	0.0	0.0	0
R _{CIE}	39.92	58.74	27.99	65.07	25
J _{CIE}	81.26	-2.88	71.56	71.62	92
G _{CIE}	52.23	-42.41	13.6	44.55	162
B _{CIE}	30.57	1.41	-46.46	46.49	272

Data for maximum colour (Ma):

$LAB^*LAB^*_{Ma}$: 42 1 -42
 $LAB^*LCH^*_{Ma}$: 42 43 272
 $lab^*rgb^*_{Ma}$: 0.0 0.0 1.0
 $lab^*olv^*_{Ma}$: 0.0 0.42 1.0

ORS20_95a; adapted (a) CIELAB data					
	$L^*=L^*_a$	a^*_a	b^*_a	$C^*_{ab,a}$	$h^*_{ab,a}$
r00j	48.88	63.91	30.45	70.79	25
r25j	55.85	50.36	45.65	67.97	42
r50j	65.45	33.86	56.12	65.54	59
r75j	75.19	17.13	66.73	68.89	76
j00g	87.03	-3.21	79.64	79.7	92
j25g	80.72	-24.03	66.82	71.01	110
j50g	70.64	-58.01	49.96	62.78	127
j75g	61.93	-30.08	35.41	61.34	145
g00b	52.8	-62.76	20.12	65.91	162
g25b	55.7	-47.65	-8.05	48.34	190
g50b	57.82	-36.91	-27.79	46.22	217
g75b	55.5	-21.19	-44.16	49.0	244
b00r	41.6	1.31	-43.27	43.3	272
b25r	29.0	24.11	-41.46	47.97	300
b50r	38.04	44.73	-27.29	52.41	329
b75r	49.48	70.07	-3.61	70.16	357

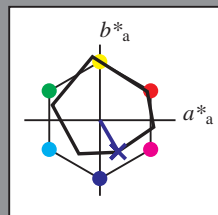
triangle lightness t^*
 %Gamut
 $u^*_{rel} = 83$
 %Regularity
 $g^*_{H,rel} = 72$
 $g^*_{C,rel} = 57$



BAM registration: 20080701-De99/10L/L99E00NP.PS/ .PDF
 application for evaluation and measurement of printer or monitor systems
 BAM material: code=rhadata

Input and output: Colorimetric Printer Reflective System ORS20_95a for relative CIELAB hue $h^* = lab^*h^* = h_{ab}/360 = 300/360 = 0.834$

data for any colour:
 lab^*tch^* and lab^*icu^*
 elementary hue text:
 $u^* = b25r$
 contrast reduction factor:
 $c_R = 0.96$
 triangle lightness t^*



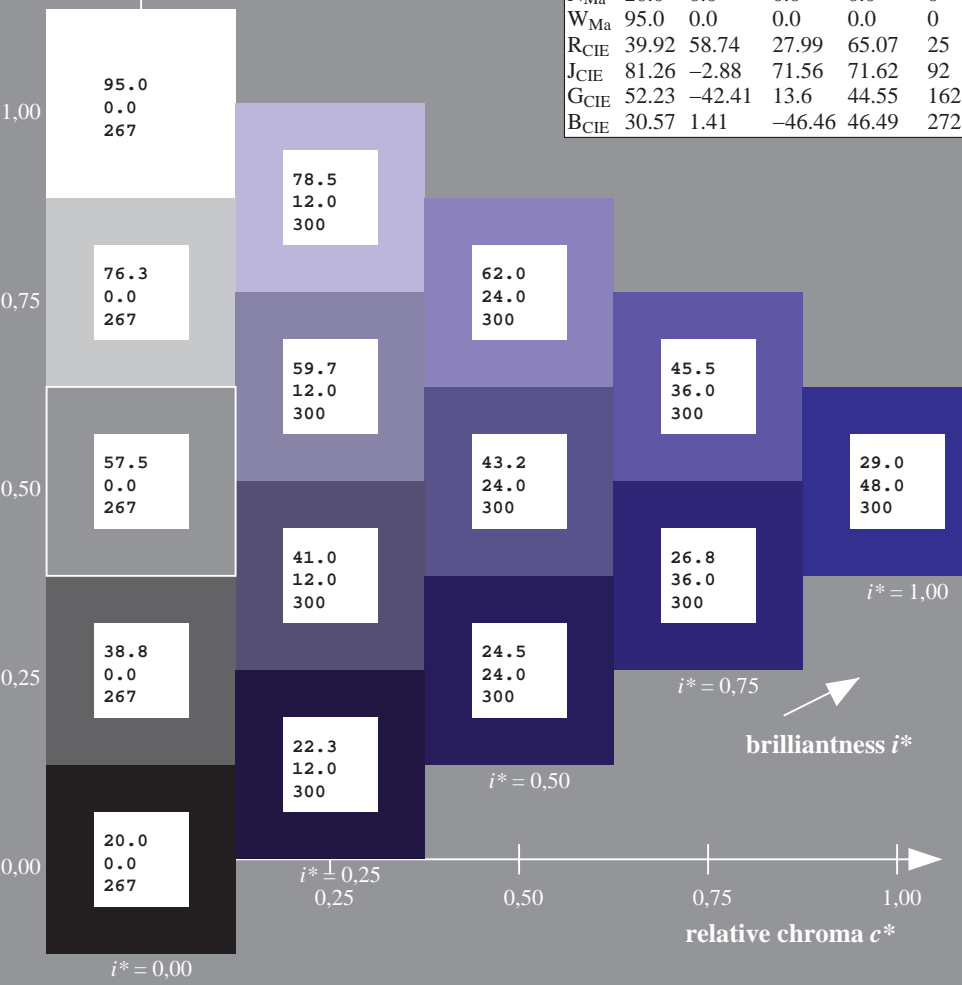
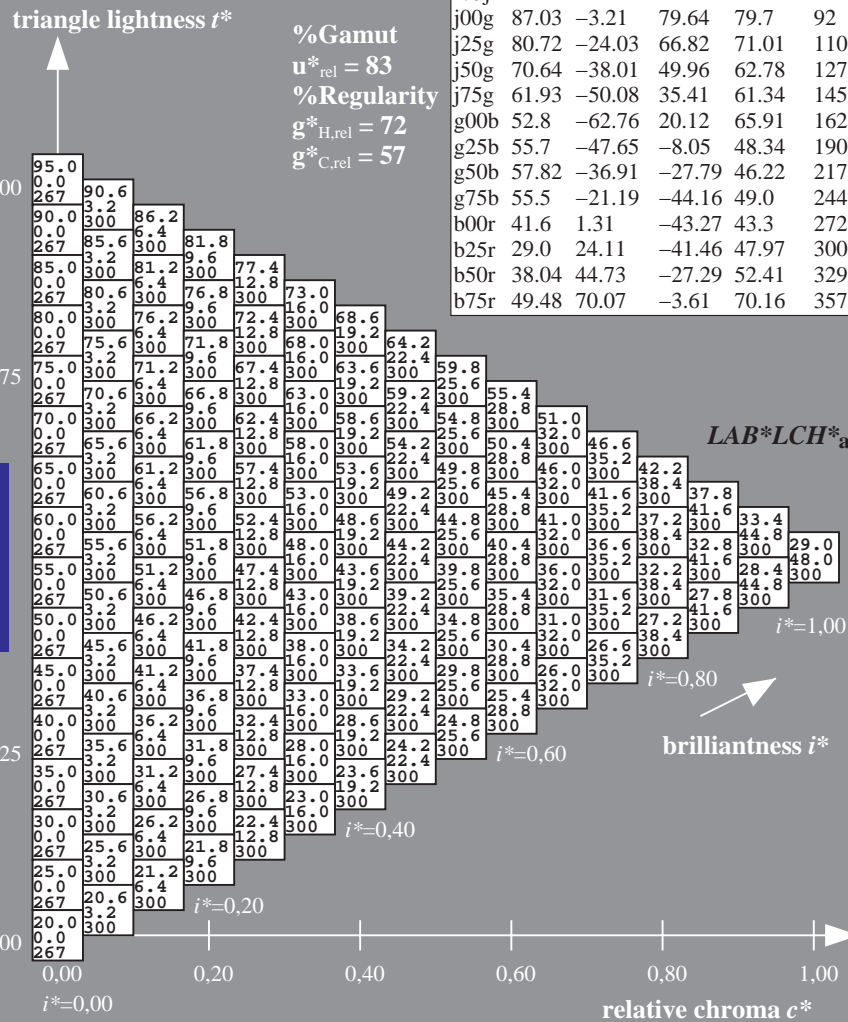
ORS20_95a; adapted (a) CIELAB data					
	$L^*=L^*_a$	a^*_a	b^*_a	$C^*_{ab,a}$	$h^*_{ab,a}$
O _{Ma}	48.75	62.56	37.91	73.15	31
Y _{Ma}	90.92	-9.88	83.88	84.46	97
L _{Ma}	52.69	-62.9	19.95	66.0	162
C _{Ma}	59.61	-27.85	-44.43	52.45	238
V _{Ma}	28.39	22.72	-42.42	48.13	298
M _{Ma}	49.58	71.08	-9.19	71.67	353
N _{Ma}	20.0	0.0	0.0	0.0	0
W _{Ma}	95.0	0.0	0.0	0.0	0
R _{CIE}	39.92	58.74	27.99	65.07	25
J _{CIE}	81.26	-2.88	71.56	71.62	92
G _{CIE}	52.23	-42.41	13.6	44.55	162
B _{CIE}	30.57	1.41	-46.46	46.49	272

Data for maximum colour (Ma):

$LAB^*LAB^*_{Ma}$: 29 24 -40
 $LAB^*LCH^*_{Ma}$: 29 48 300
 $lab^*rgb^*_{Ma}$: 0.5 0.0 1.0
 $lab^*olv^*_{Ma}$: 0.03 0.0 1.0

ORS20_95a; adapted (a) CIELAB data					
	$L^*=L^*_a$	a^*_a	b^*_a	$C^*_{ab,a}$	$h^*_{ab,a}$
r00j	48.88	63.91	30.45	70.79	25
r25j	55.85	50.36	45.65	67.97	42
r50j	65.45	33.86	56.12	65.54	59
r75j	75.19	17.13	66.73	68.89	76
j00g	87.03	-3.21	79.64	79.7	92
j25g	80.72	-24.03	66.82	71.01	110
j50g	70.64	-38.01	49.96	62.78	127
j75g	61.93	-50.08	35.41	61.34	145
g00b	52.8	-62.76	20.12	65.91	162
g25b	55.7	-47.65	-8.05	48.34	190
g50b	57.82	-36.91	-27.79	46.22	217
g75b	55.5	-21.19	-44.16	49.0	244
b00r	41.6	1.31	-43.27	43.3	272
b25r	29.0	24.11	-41.46	47.97	300
b50r	38.04	44.73	-27.29	52.41	329
b75r	49.48	70.07	-3.61	70.16	357

%Gamut
 $u^*_{rel} = 83$
 %Regularity
 $g^*_{H,rel} = 72$
 $g^*_{C,rel} = 57$



BAM registration: 20080701-De99/10L/L99E00NP.PS/ .PDF
 application for evaluation and measurement of printer or monitor systems
 BAM material: code=rhadata

See for similar files: <http://www.ps.bam.de/De99/>; www.ps.bam.de/De.HTM
 Technical information: <http://www.ps.bam.de>
 Version 2.1, io=1,1, ColSpX=1

Input and output: Colorimetric Printer Reflective System ORS20_95a for relative CIELAB hue $h^* = lab^*h^* = h_{ab}/360 = 329/360 = 0.913$

data for any colour:

lab^*tch^* and lab^*icu^*

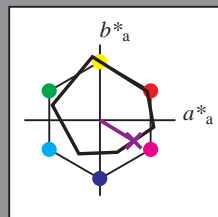
elementary hue text:

$u^* = b50r$

contrast reduction factor:

$c_R = 0.96$

triangle lightness t^*



ORS20_95a; adapted (a) CIELAB data

	$L^*=L^*_a$	a^*_a	b^*_a	$C^*_{ab,a}$	$h^*_{ab,a}$
O _{Ma}	48.75	62.56	37.91	73.15	31
Y _{Ma}	90.92	-9.88	83.88	84.46	97
L _{Ma}	52.69	-62.9	19.95	66.0	162
C _{Ma}	59.61	-27.85	-44.43	52.45	238
V _{Ma}	28.39	22.72	-42.42	48.13	298
M _{Ma}	49.58	71.08	-9.19	71.67	353
N _{Ma}	20.0	0.0	0.0	0.0	0
W _{Ma}	95.0	0.0	0.0	0.0	0
R _{CIE}	39.92	58.74	27.99	65.07	25
J _{CIE}	81.26	-2.88	71.56	71.62	92
G _{CIE}	52.23	-42.41	13.6	44.55	162
B _{CIE}	30.57	1.41	-46.46	46.49	272

Data for maximum colour (Ma):

$LAB^*LAB^*_Ma$: 38 45 -26

$LAB^*LCH^*_Ma$: 38 52 329

$lab^*rgb^*_Ma$: 1.0 0.0 1.0

$lab^*olv^*_Ma$: 0.46 0.0 1.0

triangle lightness t^*

%Gamut

$u^*_{rel} = 83$

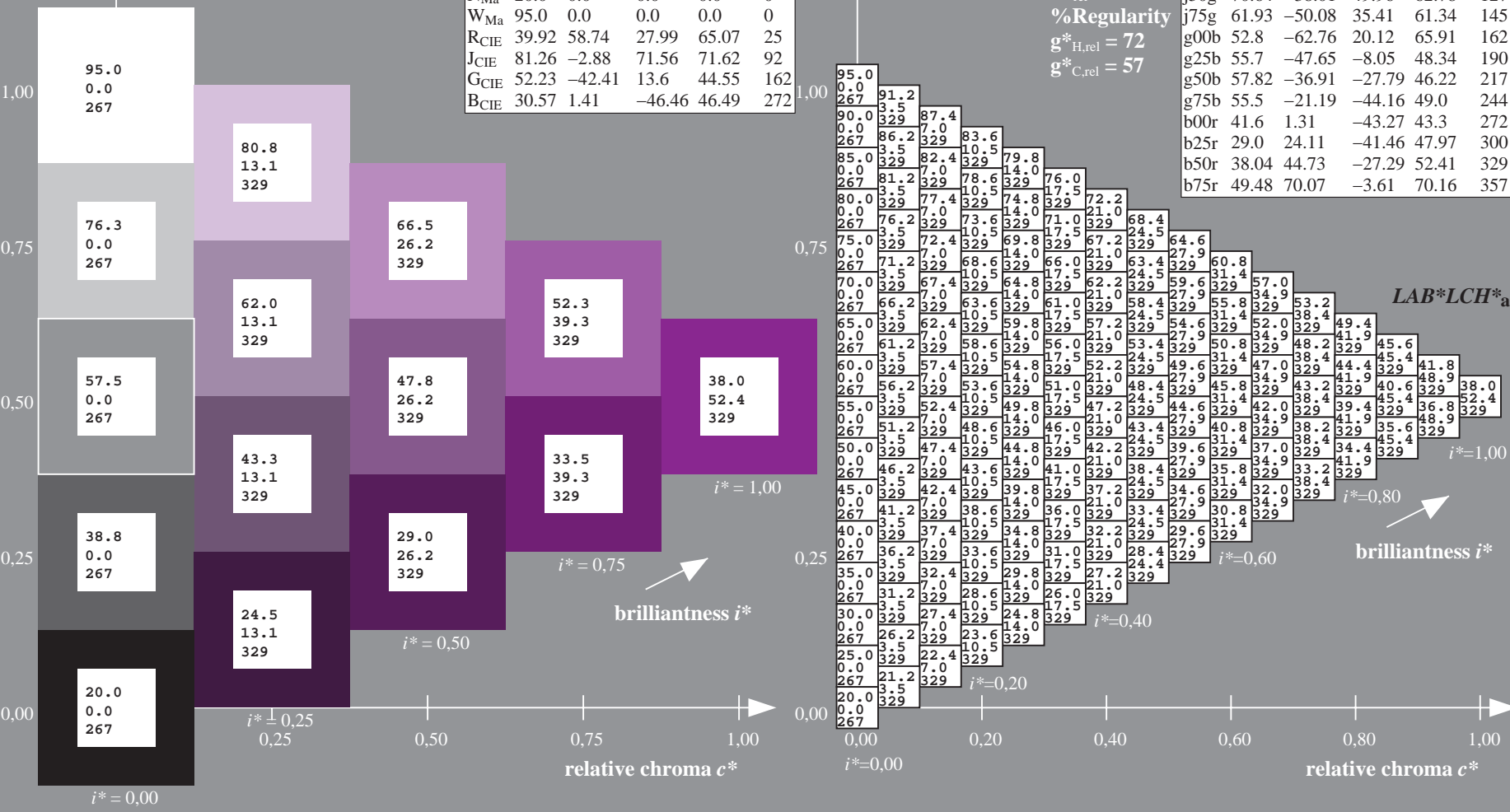
%Regularity

$g^*_{H,rel} = 72$

$g^*_{C,rel} = 57$

ORS20_95a; adapted (a) CIELAB data

	$L^*=L^*_a$	a^*_a	b^*_a	$C^*_{ab,a}$	$h^*_{ab,a}$
r00j	48.88	63.91	30.45	70.79	25
r25j	55.85	50.36	45.65	67.97	42
r50j	65.45	33.86	56.12	65.54	59
r75j	75.19	17.13	66.73	68.89	76
j00g	87.03	-3.21	79.64	79.7	92
j25g	80.72	-24.03	66.82	71.01	110
j50g	70.64	-38.01	49.96	62.78	127
j75g	61.93	-50.08	35.41	61.34	145
g00b	52.8	-62.76	20.12	65.91	162
g25b	55.7	-47.65	-8.05	48.34	190
g50b	57.82	-36.91	-27.79	46.22	217
g75b	55.5	-21.19	-44.16	49.0	244
b00r	41.6	1.31	-43.27	43.3	272
b25r	29.0	24.11	-41.46	47.97	300
b50r	38.04	44.73	-27.29	52.41	329
b75r	49.48	70.07	-3.61	70.16	357



Input and output: Colorimetric Printer Reflective System ORS20_95a for relative CIELAB hue $h^* = lab^*h^* = h_{ab}/360 = 357/360 = 0.992$

data for any colour:

lab^*tch^* and lab^*icu^*

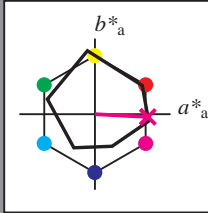
elementary hue text:

$u^* = b75r$

contrast reduction factor:

$c_R = 0.96$

triangle lightness t^*



ORS20_95a; adapted (a) CIELAB data

	$L^*=L^*_a$	a^*_a	b^*_a	$C^*_{ab,a}$	$h^*_{ab,a}$
O _{Ma}	48.75	62.56	37.91	73.15	31
Y _{Ma}	90.92	-9.88	83.88	84.46	97
L _{Ma}	52.69	-62.9	19.95	66.0	162
C _{Ma}	59.61	-27.85	-44.43	52.45	238
V _{Ma}	28.39	22.72	-42.42	48.13	298
M _{Ma}	49.58	71.08	-9.19	71.67	353
N _{Ma}	20.0	0.0	0.0	0.0	0
W _{Ma}	95.0	0.0	0.0	0.0	0
R _{CIE}	39.92	58.74	27.99	65.07	25
J _{CIE}	81.26	-2.88	71.56	71.62	92
G _{CIE}	52.23	-42.41	13.6	44.55	162
B _{CIE}	30.57	1.41	-46.46	46.49	272

Data for maximum colour (Ma):

$LAB^*LAB^*_{Ma}$: 49 70 -3

$LAB^*LCH^*_{Ma}$: 49 70 357

$lab^*rgb^*_{Ma}$: 1.0 0.0 0.5

$lab^*olv^*_{Ma}$: 1.0 0.0 0.88

triangle lightness t^*

%Gamut

$u^*_{rel} = 83$

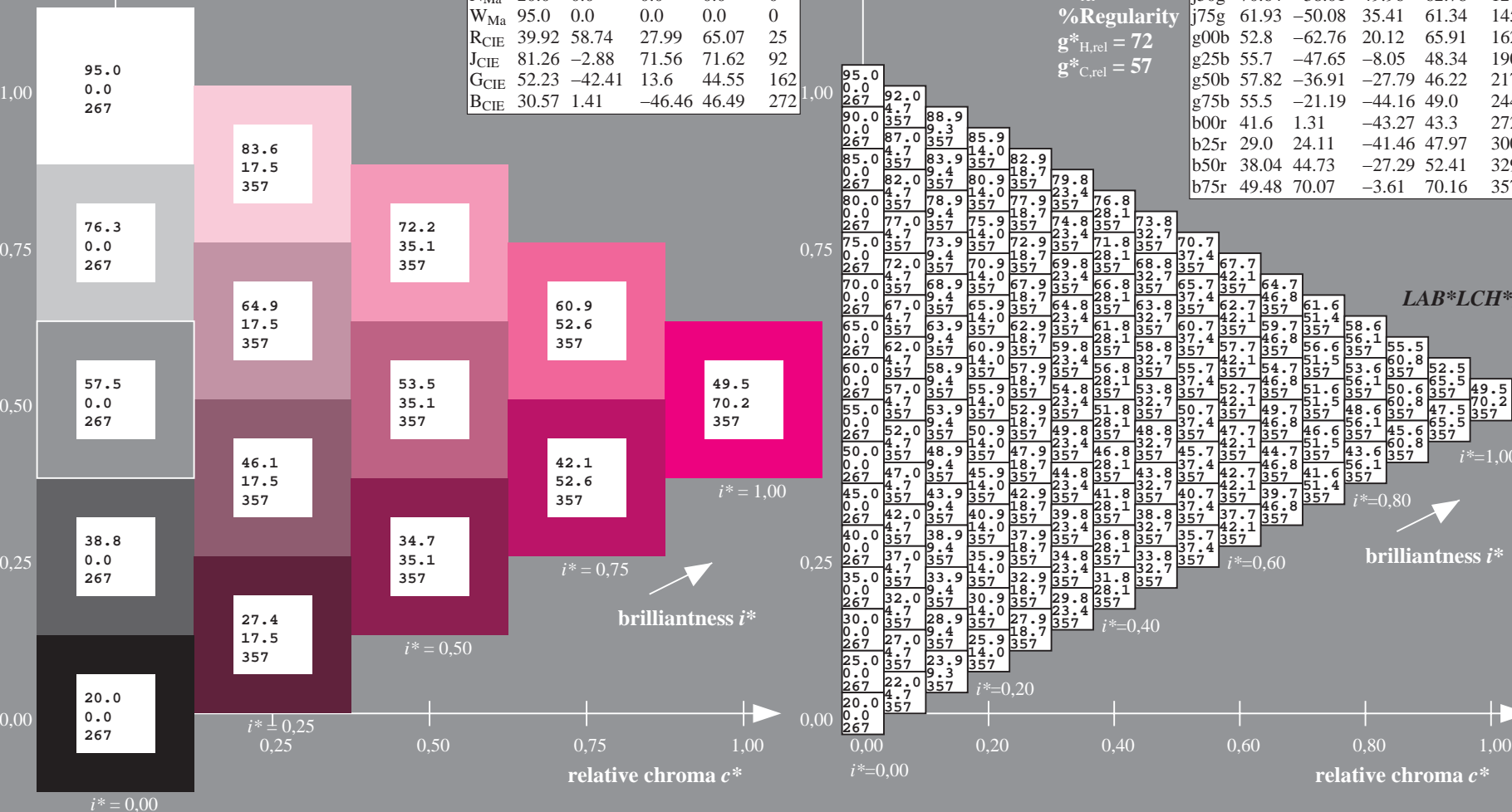
%Regularity

$g^*_{H,rel} = 72$

$g^*_{C,rel} = 57$

ORS20_95a; adapted (a) CIELAB data

	$L^*=L^*_a$	a^*_a	b^*_a	$C^*_{ab,a}$	$h^*_{ab,a}$
r00j	48.88	63.91	30.45	70.79	25
r25j	55.85	50.36	45.65	67.97	42
r50j	65.45	33.86	56.12	65.54	59
r75j	75.19	17.13	66.73	68.89	76
j00g	87.03	-3.21	79.64	79.7	92
j25g	80.72	-24.03	66.82	71.01	110
j50g	70.64	-38.01	49.96	62.78	127
j75g	61.93	-50.08	35.41	61.34	145
g00b	52.8	-62.76	20.12	65.91	162
g25b	55.7	-47.65	-8.05	48.34	190
g50b	57.82	-36.91	-27.79	46.22	217
g75b	55.5	-21.19	-44.16	49.0	244
b00r	41.6	1.31	-43.27	43.3	272
b25r	29.0	24.11	-41.46	47.97	300
b50r	38.04	44.73	-27.29	52.41	329
b75r	49.48	70.07	-3.61	70.16	357



See for similar files: <http://www.ps.bam.de/De99/>; www.ps.bam.de/De.HTM
Technical information: <http://www.ps.bam.de>
Version 2.1, io=1,1, ColSPx=1

BAM registration: 20080701-De99/10L/L99E00NP.PS/.PDF BAM material: code=rhadata
application for evaluation and measurement of printer or monitor systems

	A	B	C	D	E	F	G	H	I	J	K	L	M	N	O	P	Q	R	S	T	U	V	W	X	Y	Z	a	b	c	d	e	f	g	h	i	j	k	LAB*LCH* _a																																																																																																																																																																																																																																																																																																																																																																																																																																																																																																																																																																																																																																																																																																																																																																																																																																																																																																																																																																																																																																																																																																		
01	20.0	84.1	28.2	32.7	36.3	40.4	44.5	48.6	52.7	56.8	60.9	65.0	69.1	73.2	77.3	81.4	85.5	89.6	93.7	97.8	101.9	106.0	110.1	114.2	118.3	122.4	126.5	130.6	134.7	138.8	142.9	147.0	151.1	155.2	159.3	163.4	167.5	171.6	175.7	179.8	183.9	188.0	192.1	196.2	200.3	204.4	208.5	212.6	216.7	220.8	224.9	229.0	233.1	237.2	241.3	245.4	249.5	253.6	257.7	261.8	265.9	270.0	274.1	278.2	282.3	286.4	290.5	294.6	298.7	302.8	306.9	311.0	315.1	319.2	323.3	327.4	331.5	335.6	339.7	343.8	347.9	352.0	356.1	360.2	364.3	368.4	372.5	376.6	380.7	384.8	388.9	393.0	397.1	401.2	405.3	409.4	413.5	417.6	421.7	425.8	429.9	434.0	438.1	442.2	446.3	450.4	454.5	458.6	462.7	466.8	470.9	475.0	479.1	483.2	487.3	491.4	495.5	499.6	503.7	507.8	511.9	516.0	520.1	524.2	528.3	532.4	536.5	540.6	544.7	548.8	552.9	557.0	561.1	565.2	569.3	573.4	577.5	581.6	585.7	589.8	593.9	598.0	602.1	606.2	610.3	614.4	618.5	622.6	626.7	630.8	634.9	639.0	643.1	647.2	651.3	655.4	659.5	663.6	667.7	671.8	675.9	680.0	684.1	688.2	692.3	696.4	700.5	704.6	708.7	712.8	716.9	721.0	725.1	729.2	733.3	737.4	741.5	745.6	749.7	753.8	757.9	762.0	766.1	770.2	774.3	778.4	782.5	786.6	790.7	794.8	798.9	803.0	807.1	811.2	815.3	819.4	823.5	827.6	831.7	835.8	839.9	844.0	848.1	852.2	856.3	860.4	864.5	868.6	872.7	876.8	880.9	885.0	889.1	893.2	897.3	901.4	905.5	909.6	913.7	917.8	921.9	926.0	930.1	934.2	938.3	942.4	946.5	950.6	954.7	958.8	962.9	967.0	971.1	975.2	979.3	983.4	987.5	991.6	995.7	999.8	1003.9	1008.0	1012.1	1016.2	1020.3	1024.4	1028.5	1032.6	1036.7	1040.8	1044.9	1049.0	1053.1	1057.2	1061.3	1065.4	1069.5	1073.6	1077.7	1081.8	1085.9	1090.0	1094.1	1098.2	1102.3	1106.4	1110.5	1114.6	1118.7	1122.8	1126.9	1131.0	1135.1	1139.2	1143.3	1147.4	1151.5	1155.6	1159.7	1163.8	1167.9	1172.0	1176.1	1180.2	1184.3	1188.4	1192.5	1196.6	1200.7	1204.8	1208.9	1213.0	1217.1	1221.2	1225.3	1229.4	1233.5	1237.6	1241.7	1245.8	1249.9	1254.0	1258.1	1262.2	1266.3	1270.4	1274.5	1278.6	1282.7	1286.8	1290.9	1295.0	1299.1	1303.2	1307.3	1311.4	1315.5	1319.6	1323.7	1327.8	1331.9	1336.0	1340.1	1344.2	1348.3	1352.4	1356.5	1360.6	1364.7	1368.8	1372.9	1377.0	1381.1	1385.2	1389.3	1393.4	1397.5	1401.6	1405.7	1409.8	1413.9	1418.0	1422.1	1426.2	1430.3	1434.4	1438.5	1442.6	1446.7	1450.8	1454.9	1459.0	1463.1	1467.2	1471.3	1475.4	1479.5	1483.6	1487.7	1491.8	1495.9	1500.0	1504.1	1508.2	1512.3	1516.4	1520.5	1524.6	1528.7	1532.8	1536.9	1541.0	1545.1	1549.2	1553.3	1557.4	1561.5	1565.6	1569.7	1573.8	1577.9	1582.0	1586.1	1590.2	1594.3	1598.4	1602.5	1606.6	1610.7	1614.8	1618.9	1623.0	1627.1	1631.2	1635.3	1639.4	1643.5	1647.6	1651.7	1655.8	1659.9	1664.0	1668.1	1672.2	1676.3	1680.4	1684.5	1688.6	1692.7	1696.8	1700.9	1705.0	1709.1	1713.2	1717.3	1721.4	1725.5	1729.6	1733.7	1737.8	1741.9	1746.0	1750.1	1754.2	1758.3	1762.4	1766.5	1770.6	1774.7	1778.8	1782.9	1787.0	1791.1	1795.2	1799.3	1803.4	1807.5	1811.6	1815.7	1819.8	1823.9	1828.0	1832.1	1836.2	1840.3	1844.4	1848.5	1852.6	1856.7	1860.8	1864.9	1869.0	1873.1	1877.2	1881.3	1885.4	1889.5	1893.6	1897.7	1901.8	1905.9	1910.0	1914.1	1918.2	1922.3	1926.4	1930.5	1934.6	1938.7	1942.8	1946.9	1951.0	1955.1	1959.2	1963.3	1967.4	1971.5	1975.6	1979.7	1983.8	1987.9	1992.0	1996.1	2000.2	2004.3	2008.4	2012.5	2016.6	2020.7	2024.8	2028.9	2033.0	2037.1	2041.2	2045.3	2049.4	2053.5	2057.6	2061.7	2065.8	2069.9	2074.0	2078.1	2082.2	2086.3	2090.4	2094.5	2098.6	2102.7	2106.8	2110.9	2115.0	2119.1	2123.2	2127.3	2131.4	2135.5	2139.6	2143.7	2147.8	2151.9	2156.0	2160.1	2164.2	2168.3	2172.4	2176.5	2180.6	2184.7	2188.8	2192.9	2197.0	2201.1	2205.2	2209.3	2213.4	2217.5	2221.6	2225.7	2229.8	2233.9	2238.0	2242.1	2246.2	2250.3	2254.4	2258.5	2262.6	2266.7	2270.8	2274.9	2279.0	2283.1	2287.2	2291.3	2295.4	2299.5	2303.6	2307.7	2311.8	2315.9	2320.0	2324.1	2328.2	2332.3	2336.4	2340.5	2344.6	2348.7	2352.8	2356.9	2361.0	2365.1	2369.2	2373.3	2377.4	2381.5	2385.6	2389.7	2393.8	2397.9	2402.0	2406.1	2410.2	2414.3	2418.4	2422.5	2426.6	2430.7	2434.8	2438.9	2443.0	2447.1	2451.2	2455.3	2459.4	2463.5	2467.6	2471.7	2475.8	2479.9	2484.0	2488.1	2492.2	2496.3	2500.4	2504.5	2508.6	2512.7	2516.8	2520.9	2525.0	2529.1	2533.2	2537.3	2541.4	2545.5	2549.6	2553.7	2557.8	2561.9	2566.0	2570.1	2574.2	2578.3	2582.4	2586.5	2590.6	2594.7	2598.8	2602.9	2607.0	2611.1	2615.2	2619.3	2623.4	2627.5	2631.6	2635.7	2639.8	2643.9	2648.0	2652.1	2656.2	2660.3	2664.4	2668.5	2672.6	2676.7	2680.8	2684.9	2689.0	2693.1	2697.2	2701.3	2705.4	2709.5	2713.6	2717.7	2721.8	2725.9	2730.0	2734.1	2738.2	2742.3	2746.4	2750.5	2754.6	2758.7	2762.8	2766.9	2771.0	2775.1	2779.2	2783.3	2787.4	2791.5	2795.6	2799.7	2803.8	2807.9	2812.0	2816.1	2820.2	2824.3	2828.4	2832.5	2836.6	2840.7	2844.8	2848.9	2853.0	2857.1	2861.2	2865.3	2869.4	2873.5	2877.6	2881.7	2885.8	2889.9	2894.0	2898.1	2902.2	2906.3	2910.4	2914.5	2918.6	2922.7	2926.8	2930.9	2935.0	2939.1	2943.2	2947.3	2951.4	2955.5	2959.6	2963.7	2967.8	2971.9	2976.0	2980.1	2984.2	2988.3	2992.4	2996.5	3000.6	3004.7	3008.8	3012.9	3017.0	3021.1	3025.2	3029.3	3033.4	3037.5	3041.6	3045.7	3049.8	3053.9	3058.0	3062.1	3066.2	3070.3	3074.4	3078.5	3082.6	3086.7	3090.8	3094.9	3099.0	3103.1	3107.2	3111.3	3115.4	3119.5	3123.6	3127.7	3131.8	3135.9	3140.0	3144.1	3148.2	3152.3	3156.4	3160.5	3164.6	3168.7	3172.8	3176.9	3181.0	3185.1	3189.2	3193.3	3197.4	3201.5	3205.6	3209.7	3213.8	3217.9	3222.0	3226.1	3230.2	3234.3	3238.4	3242.5	3246.6	3250.7	3254.8	3258.9	3263.0	3267.1	3271.2	3275.3	3279.4	3283.5	3287.6	3291.7	3295.8	3299.9	3304.0	3308.1	3312.2	3316.3	3320.4	3324.5	3328.6	3332.7	3336.8	3340.9	3345.0	3349.1	3353.2	3357.3	3361.4	3365.5	3369.6	3373.7	3377.8	3381.9	3386.0	3390.1	3394.2	3398.3	3402.4	3406.5	3410.6	3414.7	3418.8	3422.9	3427.0	3431.1	3435.2	3439.3	3443.4	3447.5	3451.6	3455.7	3459.8	3463.9	3468.0	3472.1	3476.2	3480.3	3484.4	3488.5	3492.6	3496.7	3500.8	3504.9	3509.0	3513.1	3517.2	3521.3	3525.4	3529.5	3533.6	3537.7	3541.8	3545.9	3550.0	3554.1	3558.2	3562.3	3566.4	3570.5	3574.6	3578.7	3582.8	3586.9	3591.0	3595.1	3599.2	3603.3	3607.4	3611.5	3615.6	3619.7	3623.8	3627.9	3632.0	3636.1	3640.2	3644.3	3648.4	3652.5	3656.6	3660.7	3664.8	3668.9	3673.0	3677.1	3681.2	3685.3	3689.4	3693.5	3697.6	3701.7	3705.8	3709.9	3714.0	3718.1	3722.2	3726.3	3730.4	3734.5	3738.6	3742.7	3746.8	3750.9	3755.0	3759.1	3763.2	3767.3	3771.4	3775.5	3779.6	3783.7	3787.8	3791.9	3796.0	3800.1	3804.2	3808.3	3812.4	3816.5	3820.6	3824.7	3828.8	3832.9	3837.0	3841.1	3845.2	3849.3	3853.4	3857.5	3861.6	3865.7	3869.8	3873.9	3878.0	3882.1	3886.2	3890.3	3894.4	3898.5	3902.6	3906.7	3910.8	3914.9	3919.0	3923.1	3927.2	3931.3	3935.4	3939.5	3943.6	3947.7	3951.8	3955.9	3960.0	3964.1	3968.2	3972.3	3976.4	3980.5	3984.6	3988.7	3992.8	3996.9	4001.0	4005.1	4009.2	4013.3	4017.4	4021.5	4025.6	4029.7	4033.8	4037.9	4042.0	4046.1	4050.2	4054.3	4058.4	4062.5	4066.6	4070.7	4074.8	4078.9	4083.0	4087.1	4091.2	4095.3	4099.4	4103.5	4107.6	4111.7	4115.8	4119.9	4124.0	4128.1	4132.2	4136.3	4140.4	4144.5	4148.6	4152.7	4156.8	4160.9	4165.0	4169.1	4173.2	4177.3	4181.4	4185.5	4189.6	4193.7	4197.8	4201.9	4206.0	4210.1	4214.2	4218.3	4222.4	4226.5	4230.6	4234.7	4238.8	4242.9	4247.0	4251.1	4255.2	4259.3	4263.4	4267.5	4271.6	4275.7	4279.8	4283.9	4288.0	4292.1	4296.2	4300.3	4304.4	4308.5	4312.6	4316.7	4320.8	4324.9	4329.0	4333.1	4337.2	4341.3	4345.4	4349.5	4353.6	4357.7	4361.8	4365.9	4370.0	4374.1	4378.2	4382.3	4386.4	4390.5	4394.6	4398.7	4402.8	4406.9	4411.0	4415.1	4419.2	4423.3	4427.4	4431.5	4435.6	4439.7	4443.8	4447.9	4452.0	4456.1	4460.2	4464.3	4468.4	4472.5	4476.6	4480.7	4484.8	4488.9	4493.0	4497.1	4501.2	4505.3	4509.4

Input and output:

Colorimetric Printer Reflective System ORS20_95a

data for any colour:

*lab*tch** and *lab*icu**

elementary hue text:

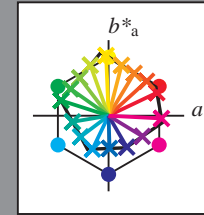
*u** = 16 hues *r00j*, *r25j*, ..., *b75r*

contrast reduction factor:

$c_R = 0.96$

ORS20_95a; adapted (a) CIELAB data

	L^*	a^*	b^*	$C^*_{ab,a}$	$h^*_{ab,a}$
r00j	48.88	63.91	30.45	70.79	25
r25j	55.85	50.36	45.65	67.97	42
r50j	65.45	33.86	56.12	65.54	59
r75j	75.19	17.13	66.73	68.89	76
j00g	87.03	-3.21	79.64	79.7	92
j25g	80.72	-24.03	66.82	71.01	110
j50g	70.64	-38.01	49.96	62.78	127
j75g	61.93	-50.08	35.41	61.34	145
g00b	52.8	-62.76	20.12	65.91	162
g25b	55.7	-47.65	-8.05	48.34	190
g50b	57.82	-36.91	-27.79	46.22	217
g75b	55.5	-21.19	-44.16	49.0	244
b00r	41.6	1.31	-43.27	43.3	272
b25r	29.0	24.11	-41.46	47.97	300
b50r	38.04	44.73	-27.29	52.41	329
b75r	49.48	70.07	-3.61	70.16	357



%Gamut

$u^*_{rel} = 83$

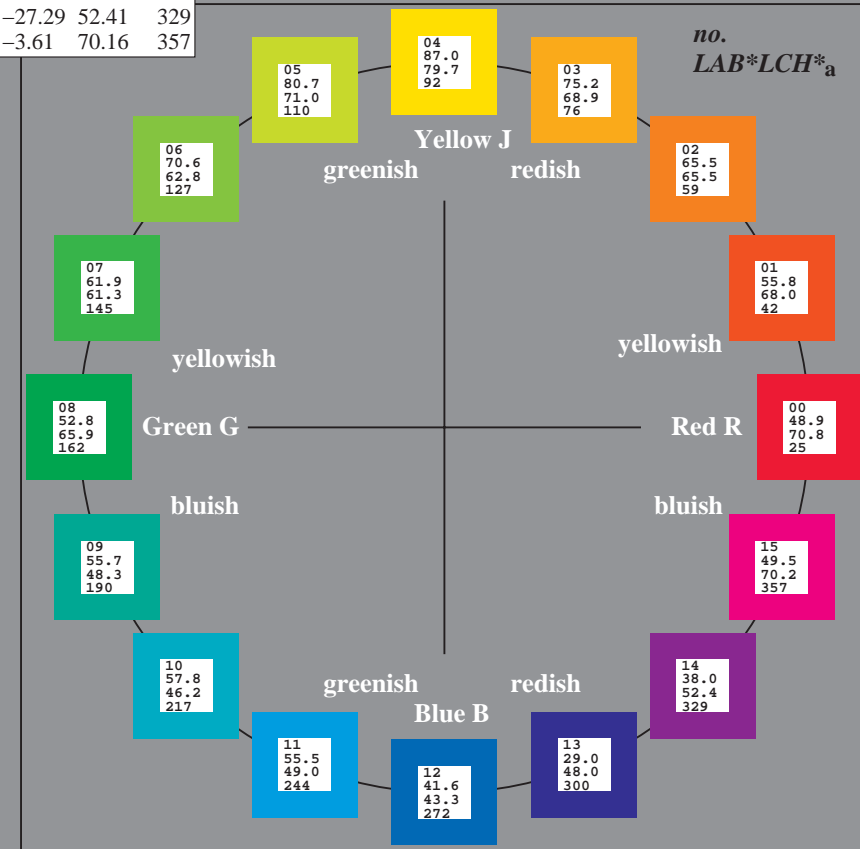
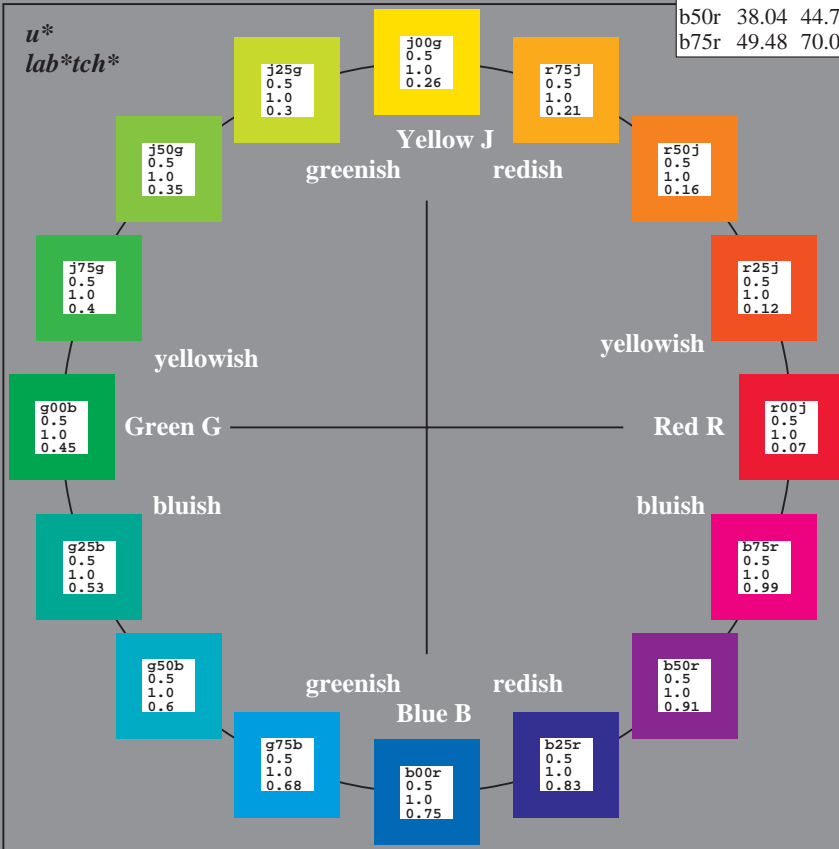
%Regularity

$g^*_{H,rel} = 72$

$g^*_{C,rel} = 57$

ORS20_95a; adapted (a) CIELAB data

	L^*	a^*	b^*	$C^*_{ab,a}$	$h^*_{ab,a}$
O _{Ma}	48.75	62.56	37.91	73.15	31
Y _{Ma}	90.92	-9.88	83.88	84.46	97
L _{Ma}	52.69	-62.9	19.95	66.0	162
C _{Ma}	59.61	-27.85	-44.43	52.45	238
V _{Ma}	28.39	22.72	-42.42	48.13	298
M _{Ma}	49.58	71.08	-9.19	71.67	353
N _{Ma}	20.0	0.0	0.0	0.0	0
W _{Ma}	95.0	0.0	0.0	0.0	0
R _{CIE}	39.92	58.74	27.99	65.07	25
J _{CIE}	81.26	-2.88	71.56	71.62	92
G _{CIE}	52.23	-42.41	13.6	44.55	162
B _{CIE}	30.57	1.41	-46.46	46.49	272



See for similar files: <http://www.ps.bam.de/De99/>; www.ps.bam.de/De99/10L/L99E00NP.PS/ .PDF, Page 91/180; transfer and output
 Technical information: <http://www.ps.bam.de> Version 2.1, io=1,1, ColSpX=1

BAM registration: 20080701-De99/10L/L99E00NP.PS/ .PDF BAM material: code=rhadata
 application for evaluation and measurement of printer or monitor systems

Input and output: Colorimetric Printer Reflective System ORS20_95a for relative CIELAB hue $h^* = lab^*h^* = h_{ab}/360 = 25/360 = 0.071$

data for any colour:

lab^*tch^* and lab^*icu^*

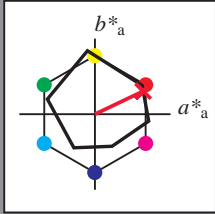
elementary hue text:

$u^* = r00j$

contrast reduction factor:

$c_R = 0.96$

triangle lightness t^*



ORS20_95a; adapted (a) CIELAB data

	$L^*=L^*_a$	a^*_a	b^*_a	$C^*_{ab,a}$	$h^*_{ab,a}$
OMa	48.75	62.56	37.91	73.15	31
YMa	90.92	-9.88	83.88	84.46	97
LMa	52.69	-62.9	19.95	66.0	162
CMa	59.61	-27.85	-44.43	52.45	238
VMa	28.39	22.72	-42.42	48.13	298
MMa	49.58	71.08	-9.19	71.67	353
NMa	20.0	0.0	0.0	0.0	0
WMa	95.0	0.0	0.0	0.0	0
RCIE	39.92	58.74	27.99	65.07	25
JCIe	81.26	-2.88	71.56	71.62	92
GCIe	52.23	-42.41	13.6	44.55	162
BCIE	30.57	1.41	-46.46	46.49	272

Data for maximum colour (Ma):

$LAB^*LAB^*_{Ma}$: 49 64 30

$LAB^*LCH^*_{Ma}$: 49 71 25

$lab^*rgb^*_{Ma}$: 1.0 0.0 0.0

$lab^*olv^*_{Ma}$: 1.0 0.0 0.16

triangle lightness t^*

%Gamut

$u^*_{rel} = 83$

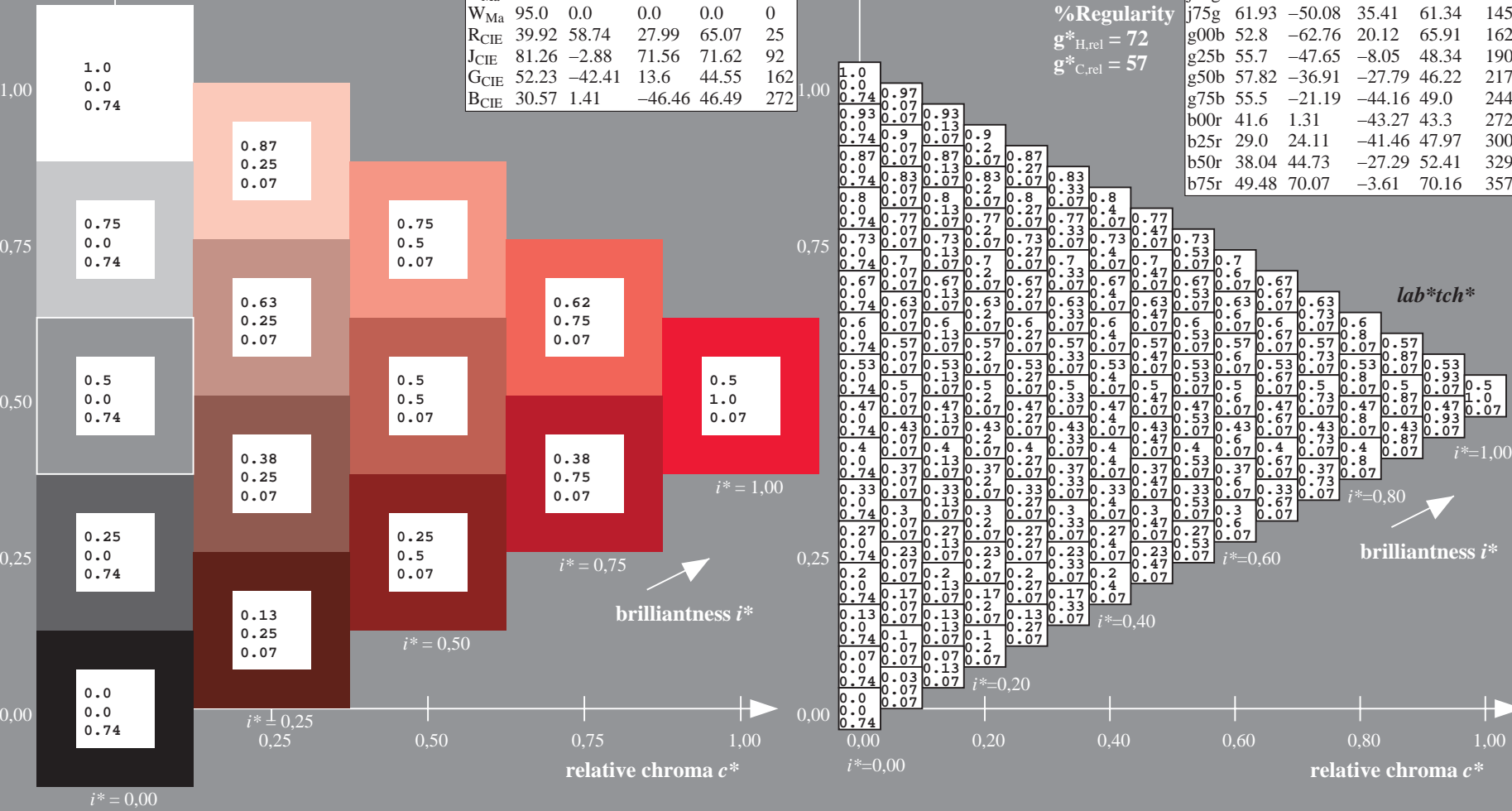
%Regularity

$g^*_{H,rel} = 72$

$g^*_{C,rel} = 57$

ORS20_95a; adapted (a) CIELAB data

	$L^*=L^*_a$	a^*_a	b^*_a	$C^*_{ab,a}$	$h^*_{ab,a}$
r00j	48.88	63.91	30.45	70.79	25
r25j	55.85	50.36	45.65	67.97	42
r50j	65.45	33.86	56.12	65.54	59
r75j	75.19	17.13	66.73	68.89	76
j00g	87.03	-3.21	79.64	79.7	92
j25g	80.72	-24.03	66.82	71.01	110
j50g	70.64	-38.01	49.96	62.78	127
j75g	61.93	-50.08	35.41	61.34	145
g00b	52.8	-62.76	20.12	65.91	162
g25b	55.7	-47.65	-8.05	48.34	190
g50b	57.82	-36.91	-27.79	46.22	217
g75b	55.5	-21.19	-44.16	49.0	244
b00r	41.6	1.31	-43.27	43.3	272
b25r	29.0	24.11	-41.46	47.97	300
b50r	38.04	44.73	-27.29	52.41	329
b75r	49.48	70.07	-3.61	70.16	357



BAM registration: 20080701-De99/10L/L99E00NP.PS/ .PDF
application for evaluation and measurement of printer or monitor systems
BAM material: code=rhadata

Input and output: Colorimetric Printer Reflective System ORS20_95a for relative CIELAB hue $h^* = lab^*h^* = h_{ab}/360 = 42/360 = 0.117$

data for any colour:

lab^*tch^* and lab^*icu^*

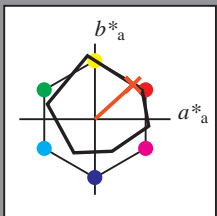
elementary hue text:

$u^* = r25j$

contrast reduction factor:

$c_R = 0.96$

triangle lightness t^*



ORS20_95a; adapted (a) CIELAB data					
	$L^*=L^*_a$	a^*_a	b^*_a	$C^*_{ab,a}$	$h^*_{ab,a}$
O _{Ma}	48.75	62.56	37.91	73.15	31
Y _{Ma}	90.92	-9.88	83.88	84.46	97
L _{Ma}	52.69	-62.9	19.95	66.0	162
C _{Ma}	59.61	-27.85	-44.43	52.45	238
V _{Ma}	28.39	22.72	-42.42	48.13	298
M _{Ma}	49.58	71.08	-9.19	71.67	353
N _{Ma}	20.0	0.0	0.0	0.0	0
W _{Ma}	95.0	0.0	0.0	0.0	0
R _{CIE}	39.92	58.74	27.99	65.07	25
J _{CIE}	81.26	-2.88	71.56	71.62	92
G _{CIE}	52.23	-42.41	13.6	44.55	162
B _{CIE}	30.57	1.41	-46.46	46.49	272

Data for maximum colour (Ma):

$LAB^*LAB^*_{Ma}$: 56 50 46

$LAB^*LCH^*_{Ma}$: 56 68 42

$lab^*rgb^*_{Ma}$: 1.0 0.25 0.0

$lab^*olv^*_{Ma}$: 1.0 0.17 0.0

triangle lightness t^*

%Gamut

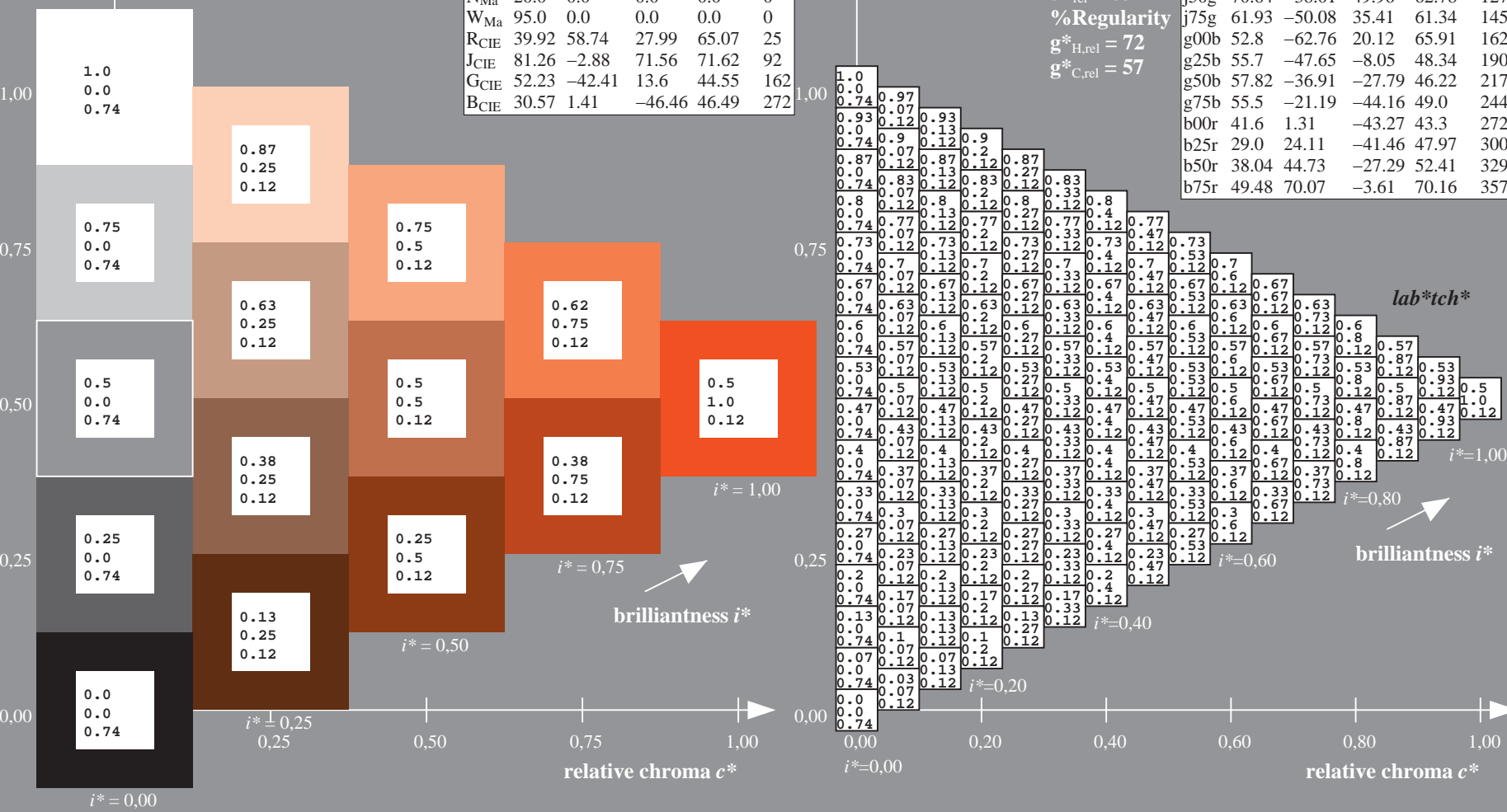
$u^*_{rel} = 83$

%Regularity

$g^*_{H,rel} = 72$

$g^*_{C,rel} = 57$

ORS20_95a; adapted (a) CIELAB data					
	$L^*=L^*_a$	a^*_a	b^*_a	$C^*_{ab,a}$	$h^*_{ab,a}$
r00j	48.88	63.91	30.45	70.79	25
r25j	55.85	50.36	45.65	67.97	42
r50j	65.45	33.86	56.12	65.54	59
r75j	75.19	17.13	66.73	68.89	76
j00g	87.03	-3.21	79.64	79.7	92
j25g	80.72	-24.03	66.82	71.01	110
j50g	70.64	-38.01	49.96	62.78	127
j75g	61.93	-50.08	35.41	61.34	145
g00b	52.8	-62.76	20.12	65.91	162
g25b	55.7	-47.65	-8.05	48.34	190
g50b	57.82	-36.91	-27.79	46.22	217
g75b	55.5	-21.19	-44.16	49.0	244
b00r	41.6	1.31	-43.27	43.3	272
b25r	29.0	24.11	-41.46	47.97	300
b50r	38.04	44.73	-27.29	52.41	329
b75r	49.48	70.07	-3.61	70.16	357



Input and output: Colorimetric Printer Reflective System ORS20_95a for relative CIELAB hue $h^* = lab^*h^* = h_{ab}/360 = 59/360 = 0.164$

data for any colour:

lab^*tch^* and lab^*icu^*

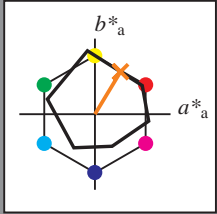
elementary hue text:

$u^* = r50j$

contrast reduction factor:

$c_R = 0.96$

triangle lightness t^*



ORS20_95a; adapted (a) CIELAB data					
	$L^*=L^*_a$	a^*_a	b^*_a	$C^*_{ab,a}$	$h^*_{ab,a}$
O _{Ma}	48.75	62.56	37.91	73.15	31
Y _{Ma}	90.92	-9.88	83.88	84.46	97
L _{Ma}	52.69	-62.9	19.95	66.0	162
C _{Ma}	59.61	-27.85	-44.43	52.45	238
V _{Ma}	28.39	22.72	-42.42	48.13	298
M _{Ma}	49.58	71.08	-9.19	71.67	353
N _{Ma}	20.0	0.0	0.0	0.0	0
W _{Ma}	95.0	0.0	0.0	0.0	0
R _{CIE}	39.92	58.74	27.99	65.07	25
J _{CIE}	81.26	-2.88	71.56	71.62	92
G _{CIE}	52.23	-42.41	13.6	44.55	162
B _{CIE}	30.57	1.41	-46.46	46.49	272

Data for maximum colour (Ma):

$LAB^*LAB^*_{Ma}$: 65 34 56

$LAB^*LCH^*_{Ma}$: 65 66 59

$lab^*rgb^*_{Ma}$: 1.0 0.5 0.0

$lab^*olv^*_{Ma}$: 1.0 0.4 0.0

triangle lightness t^*

%Gamut

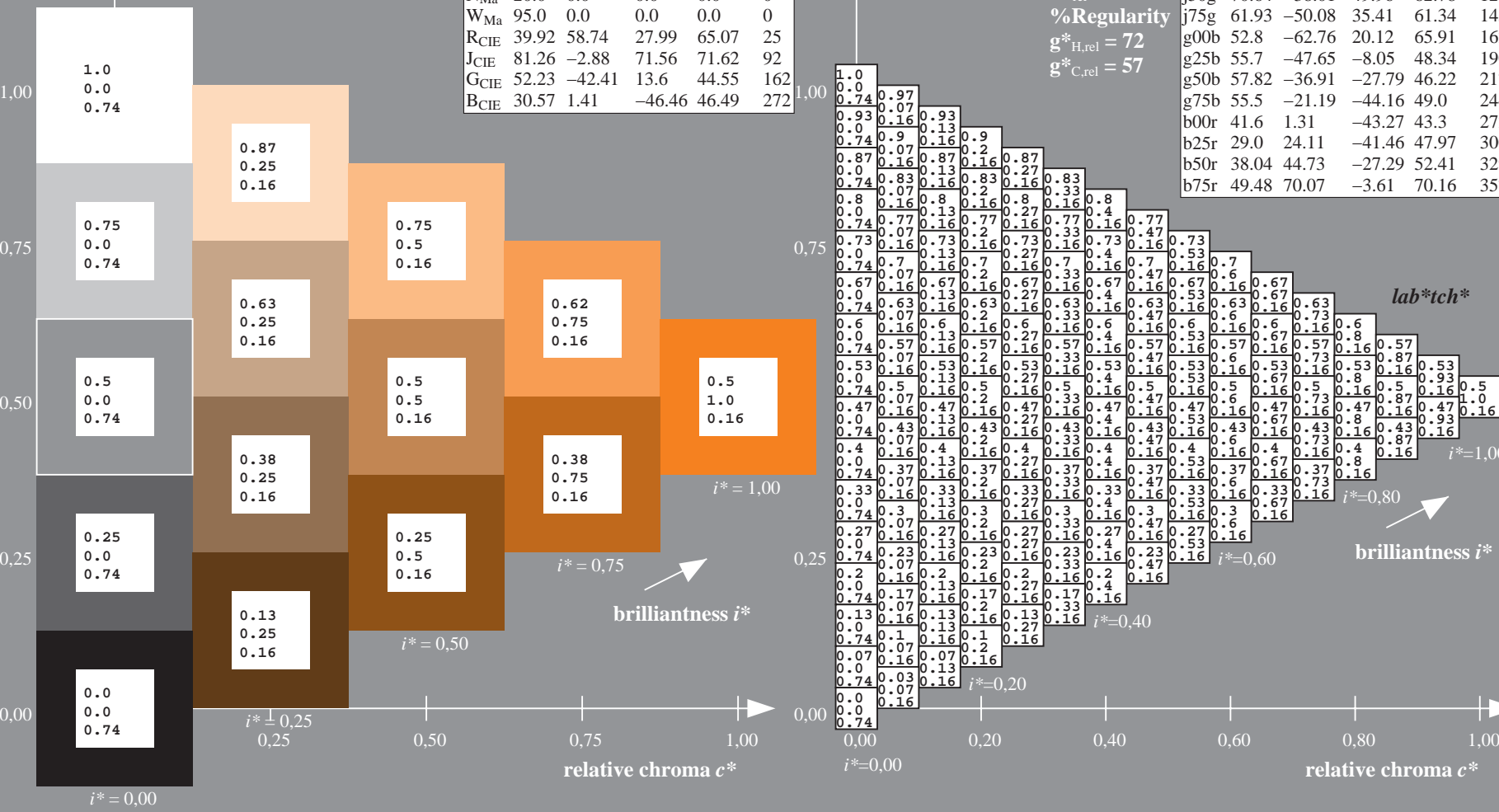
$u^*_{rel} = 83$

%Regularity

$g^*_{H,rel} = 72$

$g^*_{C,rel} = 57$

ORS20_95a; adapted (a) CIELAB data					
	$L^*=L^*_a$	a^*_a	b^*_a	$C^*_{ab,a}$	$h^*_{ab,a}$
r00j	48.88	63.91	30.45	70.79	25
r25j	55.85	50.36	45.65	67.97	42
r50j	65.45	33.86	56.12	65.54	59
r75j	75.19	17.13	66.73	68.89	76
j00g	87.03	-3.21	79.64	79.7	92
j25g	80.72	-24.03	66.82	71.01	110
j50g	70.64	-38.01	49.96	62.78	127
j75g	61.93	-50.08	35.41	61.34	145
g00b	52.8	-62.76	20.12	65.91	162
g25b	55.7	-47.65	-8.05	48.34	190
g50b	57.82	-36.91	-27.79	46.22	217
g75b	55.5	-21.19	-44.16	49.0	244
b00r	41.6	1.31	-43.27	43.3	272
b25r	29.0	24.11	-41.46	47.97	300
b50r	38.04	44.73	-27.29	52.41	329
b75r	49.48	70.07	-3.61	70.16	357



Input and output: Colorimetric Printer Reflective System ORS20_95a for relative CIELAB hue $h^* = lab^*h^* = h_{ab}/360 = 76/360 = 0.21$

data for any colour:

lab^*tch^* and lab^*icu^*

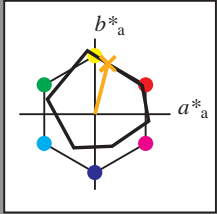
elementary hue text:

$u^* = r75j$

contrast reduction factor:

$c_R = 0.96$

triangle lightness t^*



ORS20_95a; adapted (a) CIELAB data

	$L^*=L^*_a$	a^*_a	b^*_a	$C^*_{ab,a}$	$h^*_{ab,a}$
O _{Ma}	48.75	62.56	37.91	73.15	31
Y _{Ma}	90.92	-9.88	83.88	84.46	97
L _{Ma}	52.69	-62.9	19.95	66.0	162
C _{Ma}	59.61	-27.85	-44.43	52.45	238
V _{Ma}	28.39	22.72	-42.42	48.13	298
M _{Ma}	49.58	71.08	-9.19	71.67	353
N _{Ma}	20.0	0.0	0.0	0.0	0
W _{Ma}	95.0	0.0	0.0	0.0	0
R _{CIE}	39.92	58.74	27.99	65.07	25
J _{CIE}	81.26	-2.88	71.56	71.62	92
G _{CIE}	52.23	-42.41	13.6	44.55	162
B _{CIE}	30.57	1.41	-46.46	46.49	272

Data for maximum colour (Ma):

$LAB^*LAB^*_{Ma}$: 75 17 67

$LAB^*LCH^*_{Ma}$: 75 69 76

$lab^*rgb^*_{Ma}$: 1.0 0.75 0.0

$lab^*olv^*_{Ma}$: 1.0 0.63 0.0

triangle lightness t^*

%Gamut

$u^*_{rel} = 83$

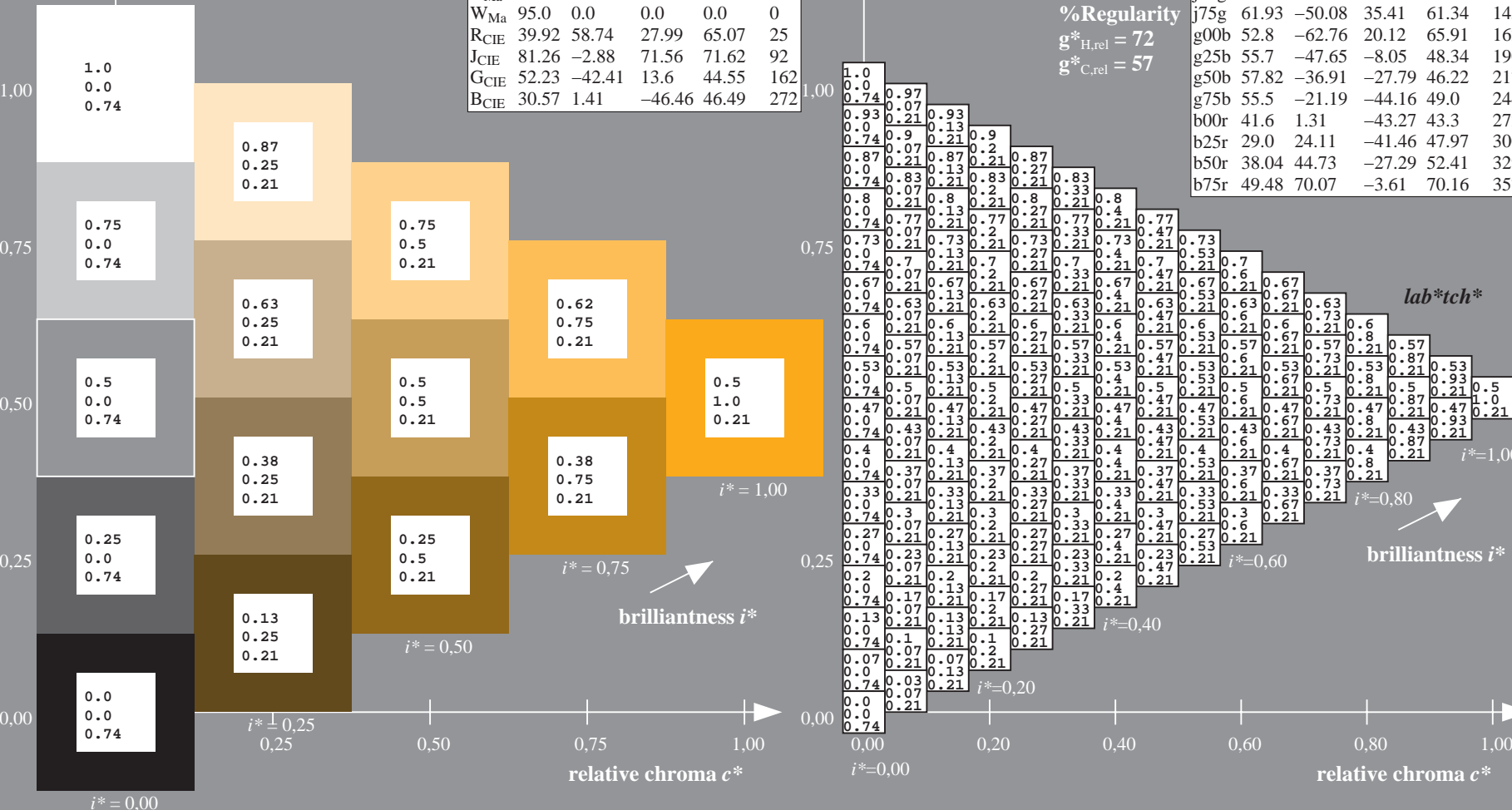
%Regularity

$g^*_{H,rel} = 72$

$g^*_{C,rel} = 57$

ORS20_95a; adapted (a) CIELAB data

	$L^*=L^*_a$	a^*_a	b^*_a	$C^*_{ab,a}$	$h^*_{ab,a}$
r00j	48.88	63.91	30.45	70.79	25
r25j	55.85	50.36	45.65	67.97	42
r50j	65.45	33.86	56.12	65.54	59
r75j	75.19	17.13	66.73	68.89	76
j00g	87.03	-3.21	79.64	79.7	92
j25g	80.72	-24.03	66.82	71.01	110
j50g	70.64	-38.01	49.96	62.78	127
j75g	61.93	-50.08	35.41	61.34	145
g00b	52.8	-62.76	20.12	65.91	162
g25b	55.7	-47.65	-8.05	48.34	190
g50b	57.82	-36.91	-27.79	46.22	217
g75b	55.5	-21.19	-44.16	49.0	244
b00r	41.6	1.31	-43.27	43.3	272
b25r	29.0	24.11	-41.46	47.97	300
b50r	38.04	44.73	-27.29	52.41	329
b75r	49.48	70.07	-3.61	70.16	357



BAM registration: 20080701-De99/10L/L99E00NP.PS/ .PDF
application for evaluation and measurement of printer or monitor systems
BAM material: code=rhadata

Input and output: Colorimetric Printer Reflective System ORS20_95a for relative CIELAB hue $h^* = lab^*h^* = h_{ab}/360 = 92/360 = 0.256$

data for any colour:

lab^*tch^* and lab^*icu^*

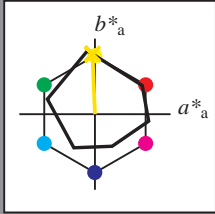
elementary hue text:

$u^* = j00g$

contrast reduction factor:

$c_R = 0.96$

triangle lightness t^*



ORS20_95a; adapted (a) CIELAB data

	$L^*=L^*_a$	a^*_a	b^*_a	$C^*_{ab,a}$	$h^*_{ab,a}$
O _{Ma}	48.75	62.56	37.91	73.15	31
Y _{Ma}	90.92	-9.88	83.88	84.46	97
L _{Ma}	52.69	-62.9	19.95	66.0	162
C _{Ma}	59.61	-27.85	-44.43	52.45	238
V _{Ma}	28.39	22.72	-42.42	48.13	298
M _{Ma}	49.58	71.08	-9.19	71.67	353
N _{Ma}	20.0	0.0	0.0	0.0	0
W _{Ma}	95.0	0.0	0.0	0.0	0
R _{CIE}	39.92	58.74	27.99	65.07	25
J _{CIE}	81.26	-2.88	71.56	71.62	92
G _{CIE}	52.23	-42.41	13.6	44.55	162
B _{CIE}	30.57	1.41	-46.46	46.49	272

Data for maximum colour (Ma):

$LAB^*LAB^*_{Ma}$: 87 -2 80

$LAB^*LCH^*_{Ma}$: 87 80 92

$lab^*rgb^*_{Ma}$: 1.0 1.0 0.0

$lab^*olv^*_{Ma}$: 1.0 0.91 0.0

triangle lightness t^*

%Gamut

$u^*_{rel} = 83$

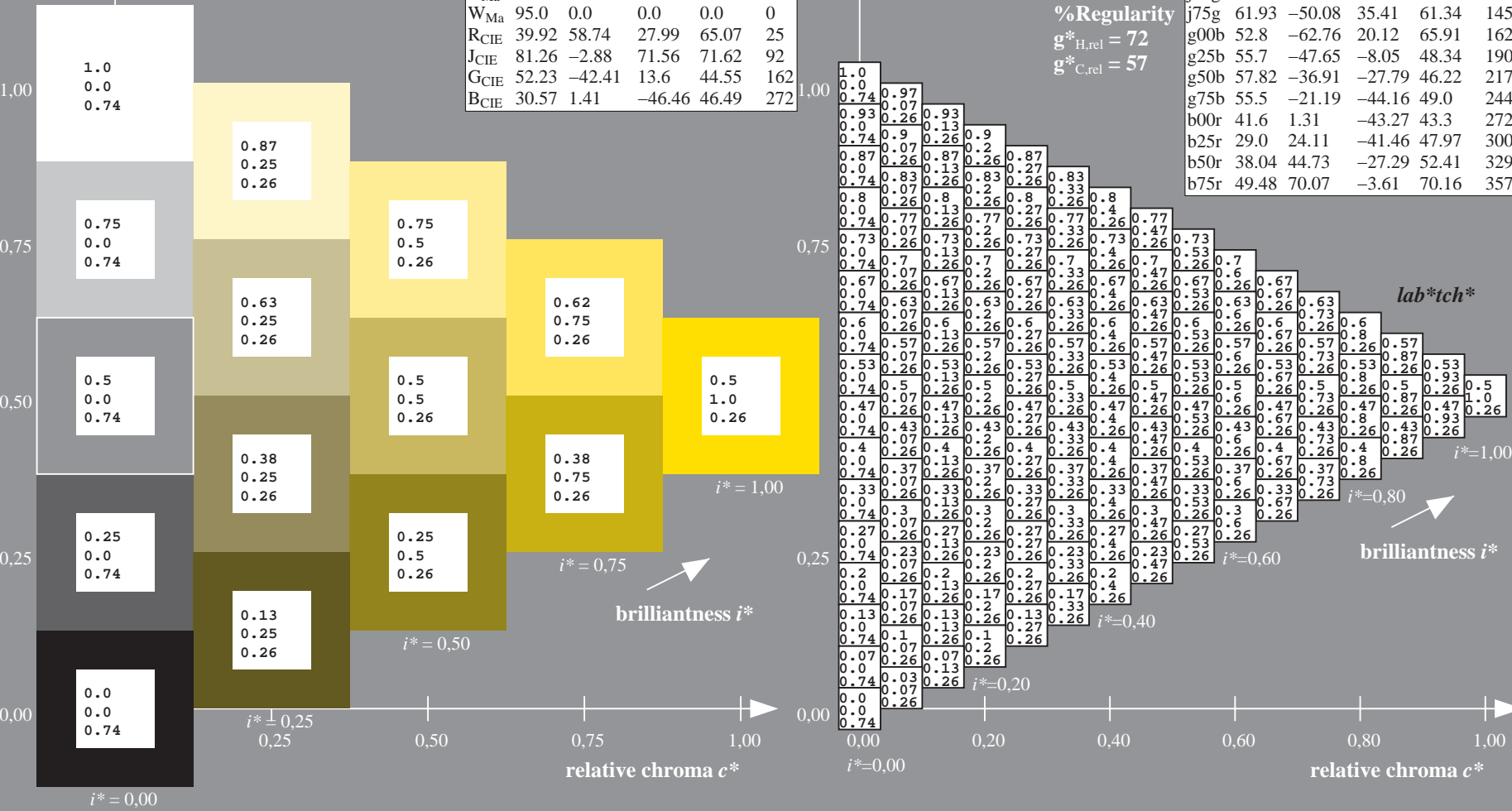
%Regularity

$g^*_{H,rel} = 72$

$g^*_{C,rel} = 57$

ORS20_95a; adapted (a) CIELAB data

	$L^*=L^*_a$	a^*_a	b^*_a	$C^*_{ab,a}$	$h^*_{ab,a}$
r00j	48.88	63.91	30.45	70.79	25
r25j	55.85	50.36	45.65	67.97	42
r50j	65.45	33.86	56.12	65.54	59
r75j	75.19	17.13	66.73	68.89	76
j00g	87.03	-3.21	79.64	79.7	92
j25g	80.72	-24.03	66.82	71.01	110
j50g	70.64	-38.01	49.96	62.78	127
j75g	61.93	-50.08	35.41	61.34	145
g00b	52.8	-62.76	20.12	65.91	162
g25b	55.7	-47.65	-8.05	48.34	190
g50b	57.82	-36.91	-27.79	46.22	217
g75b	55.5	-21.19	-44.16	49.0	244
b00r	41.6	1.31	-43.27	43.3	272
b25r	29.0	24.11	-41.46	47.97	300
b50r	38.04	44.73	-27.29	52.41	329
b75r	49.48	70.07	-3.61	70.16	357



Input and output: Colorimetric Printer Reflective System ORS20_95a for relative CIELAB hue $h^* = lab^*h^* = h_{ab}/360 = 110/360 = 0.305$

data for any colour:

lab^*tch^* and lab^*icu^*

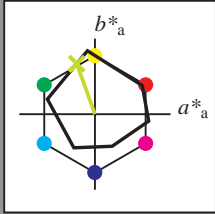
elementary hue text:

$u^* = j25g$

contrast reduction factor:

$c_R = 0.96$

triangle lightness t^*



ORS20_95a; adapted (a) CIELAB data

	$L^*=L^*_a$	a^*_a	b^*_a	$C^*_{ab,a}$	$h^*_{ab,a}$
O _{Ma}	48.75	62.56	37.91	73.15	31
Y _{Ma}	90.92	-9.88	83.88	84.46	97
L _{Ma}	52.69	-62.9	19.95	66.0	162
C _{Ma}	59.61	-27.85	-44.43	52.45	238
V _{Ma}	28.39	22.72	-42.42	48.13	298
M _{Ma}	49.58	71.08	-9.19	71.67	353
N _{Ma}	20.0	0.0	0.0	0.0	0
W _{Ma}	95.0	0.0	0.0	0.0	0
R _{CIE}	39.92	58.74	27.99	65.07	25
J _{CIE}	81.26	-2.88	71.56	71.62	92
G _{CIE}	52.23	-42.41	13.6	44.55	162
B _{CIE}	30.57	1.41	-46.46	46.49	272

Data for maximum colour (Ma):

$LAB^*LAB^*_{Ma}$: 81 -23 67

$LAB^*LCH^*_{Ma}$: 81 71 110

$lab^*rgb^*_{Ma}$: 0.75 1.0 0.0

$lab^*olv^*_{Ma}$: 0.73 1.0 0.0

triangle lightness t^*

%Gamut

$u^*_{rel} = 83$

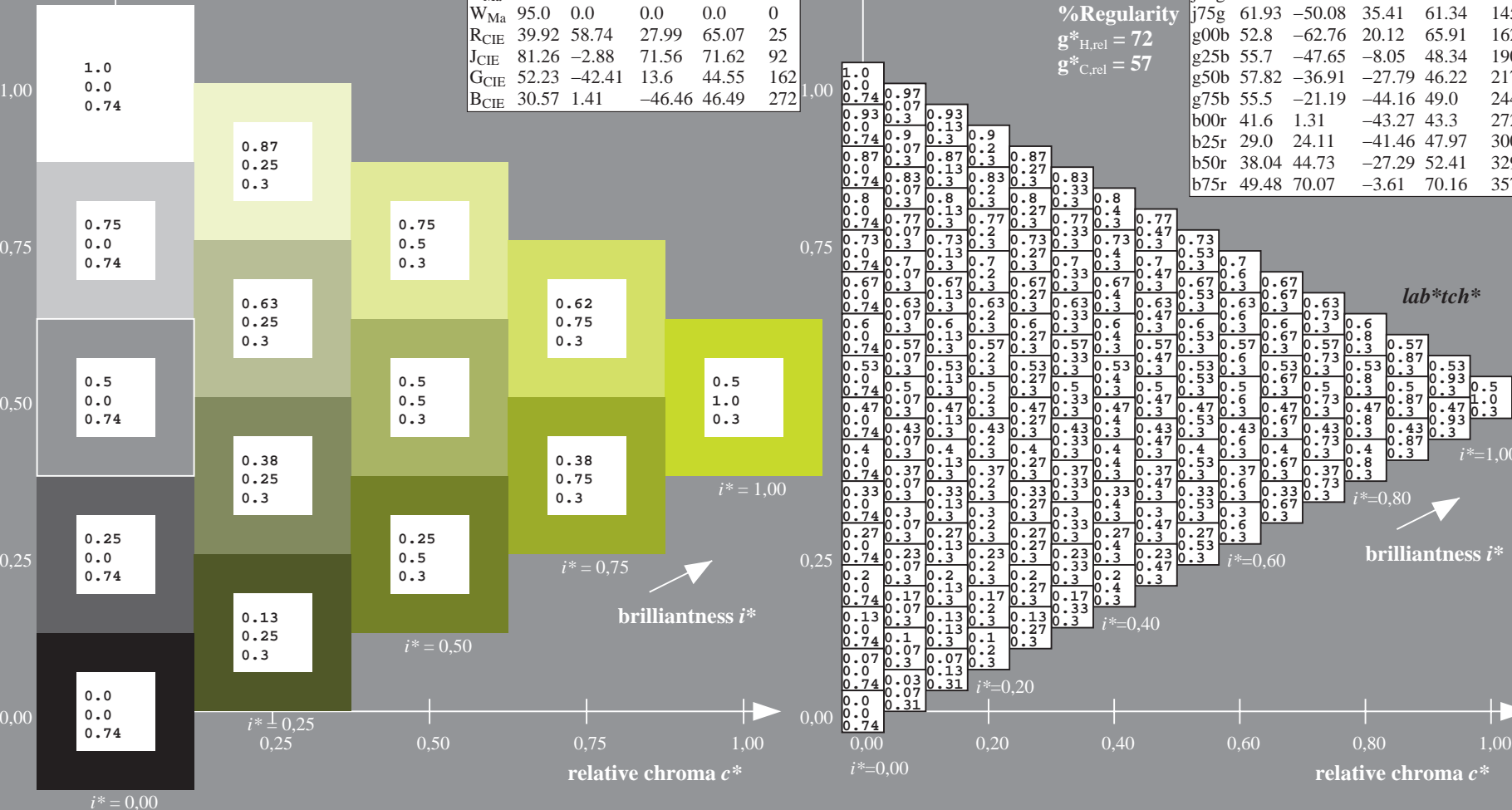
%Regularity

$g^*_{H,rel} = 72$

$g^*_{C,rel} = 57$

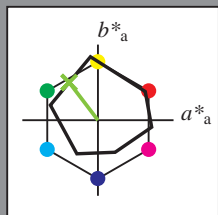
ORS20_95a; adapted (a) CIELAB data

	$L^*=L^*_a$	a^*_a	b^*_a	$C^*_{ab,a}$	$h^*_{ab,a}$
r00j	48.88	63.91	30.45	70.79	25
r25j	55.85	50.36	45.65	67.97	42
r50j	65.45	33.86	56.12	65.54	59
r75j	75.19	17.13	66.73	68.89	76
j00g	87.03	-3.21	79.64	79.7	92
j25g	80.72	-24.03	66.82	71.01	110
j50g	70.64	-38.01	49.96	62.78	127
j75g	61.93	-50.08	35.41	61.34	145
g00b	52.8	-62.76	20.12	65.91	162
g25b	55.7	-47.65	-8.05	48.34	190
g50b	57.82	-36.91	-27.79	46.22	217
g75b	55.5	-21.19	-44.16	49.0	244
b00r	41.6	1.31	-43.27	43.3	272
b25r	29.0	24.11	-41.46	47.97	300
b50r	38.04	44.73	-27.29	52.41	329
b75r	49.48	70.07	-3.61	70.16	357



Input and output: Colorimetric Printer Reflective System ORS20_95a for relative CIELAB hue $h^* = lab^*h^* = h_{ab}/360 = 127/360 = 0.354$

data for any colour:
 lab^*tch^* and lab^*icu^*
 elementary hue text:
 $u^* = j50g$
 contrast reduction factor:
 $c_R = 0.96$
 triangle lightness t^*



ORS20_95a; adapted (a) CIELAB data					
	$L^*=L^*_a$	a^*_a	b^*_a	$C^*_{ab,a}$	$h^*_{ab,a}$
O _{Ma}	48.75	62.56	37.91	73.15	31
Y _{Ma}	90.92	-9.88	83.88	84.46	97
L _{Ma}	52.69	-62.9	19.95	66.0	162
C _{Ma}	59.61	-27.85	-44.43	52.45	238
V _{Ma}	28.39	22.72	-42.42	48.13	298
M _{Ma}	49.58	71.08	-9.19	71.67	353
N _{Ma}	20.0	0.0	0.0	0.0	0
W _{Ma}	95.0	0.0	0.0	0.0	0
R _{CIE}	39.92	58.74	27.99	65.07	25
J _{CIE}	81.26	-2.88	71.56	71.62	92
G _{CIE}	52.23	-42.41	13.6	44.55	162
B _{CIE}	30.57	1.41	-46.46	46.49	272

Data for maximum colour (Ma):

$LAB^*LAB^*_{Ma}$: 71 -37 50

$LAB^*LCH^*_{Ma}$: 71 63 127

$lab^*rgb^*_{Ma}$: 0.5 1.0 0.0

$lab^*olv^*_{Ma}$: 0.47 1.0 0.0

triangle lightness t^*

%Gamut

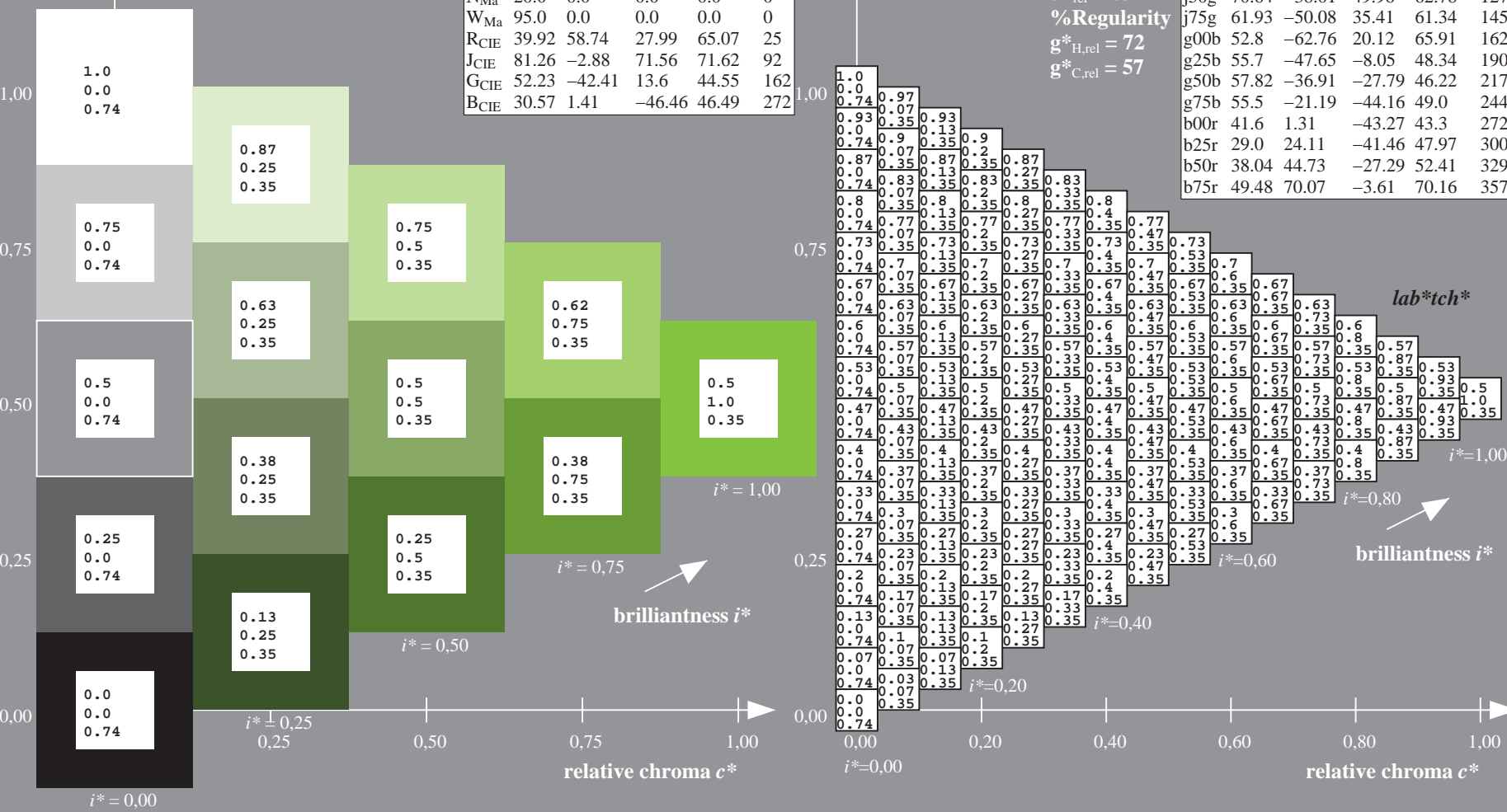
$u^*_{rel} = 83$

%Regularity

$g^*_{H,rel} = 72$

$g^*_{C,rel} = 57$

ORS20_95a; adapted (a) CIELAB data					
	$L^*=L^*_a$	a^*_a	b^*_a	$C^*_{ab,a}$	$h^*_{ab,a}$
r00j	48.88	63.91	30.45	70.79	25
r25j	55.85	50.36	45.65	67.97	42
r50j	65.45	33.86	56.12	65.54	59
r75j	75.19	17.13	66.73	68.89	76
j00g	87.03	-3.21	79.64	79.7	92
j25g	80.72	-24.03	66.82	71.01	110
j50g	70.64	-38.01	49.96	62.78	127
j75g	61.93	-50.08	35.41	61.34	145
g00b	52.8	-62.76	20.12	65.91	162
g25b	55.7	-47.65	-8.05	48.34	190
g50b	57.82	-36.91	-27.79	46.22	217
g75b	55.5	-21.19	-44.16	49.0	244
b00r	41.6	1.31	-43.27	43.3	272
b25r	29.0	24.11	-41.46	47.97	300
b50r	38.04	44.73	-27.29	52.41	329
b75r	49.48	70.07	-3.61	70.16	357



Input and output: Colorimetric Printer Reflective System ORS20_95a for relative CIELAB hue $h^* = lab^*h^* = h_{ab}/360 = 145/360 = 0.402$

data for any colour:

lab^*tch^* and lab^*icu^*

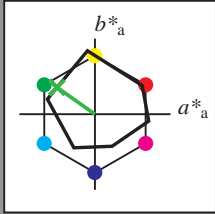
elementary hue text:

$u^* = j75g$

contrast reduction factor:

$c_R = 0.96$

triangle lightness t^*



ORS20_95a; adapted (a) CIELAB data					
	$L^*=L^*_a$	a^*_a	b^*_a	$C^*_{ab,a}$	$h^*_{ab,a}$
O _{Ma}	48.75	62.56	37.91	73.15	31
Y _{Ma}	90.92	-9.88	83.88	84.46	97
L _{Ma}	52.69	-62.9	19.95	66.0	162
C _{Ma}	59.61	-27.85	-44.43	52.45	238
V _{Ma}	28.39	22.72	-42.42	48.13	298
M _{Ma}	49.58	71.08	-9.19	71.67	353
N _{Ma}	20.0	0.0	0.0	0.0	0
W _{Ma}	95.0	0.0	0.0	0.0	0
R _{CIE}	39.92	58.74	27.99	65.07	25
J _{CIE}	81.26	-2.88	71.56	71.62	92
G _{CIE}	52.23	-42.41	13.6	44.55	162
B _{CIE}	30.57	1.41	-46.46	46.49	272

Data for maximum colour (Ma):

$LAB^*LAB^*_{Ma}$: 62 -49 35

$LAB^*LCH^*_{Ma}$: 62 61 145

$lab^*rgb^*_{Ma}$: 0.25 1.0 0.0

$lab^*olv^*_{Ma}$: 0.24 1.0 0.0

triangle lightness t^*

%Gamut

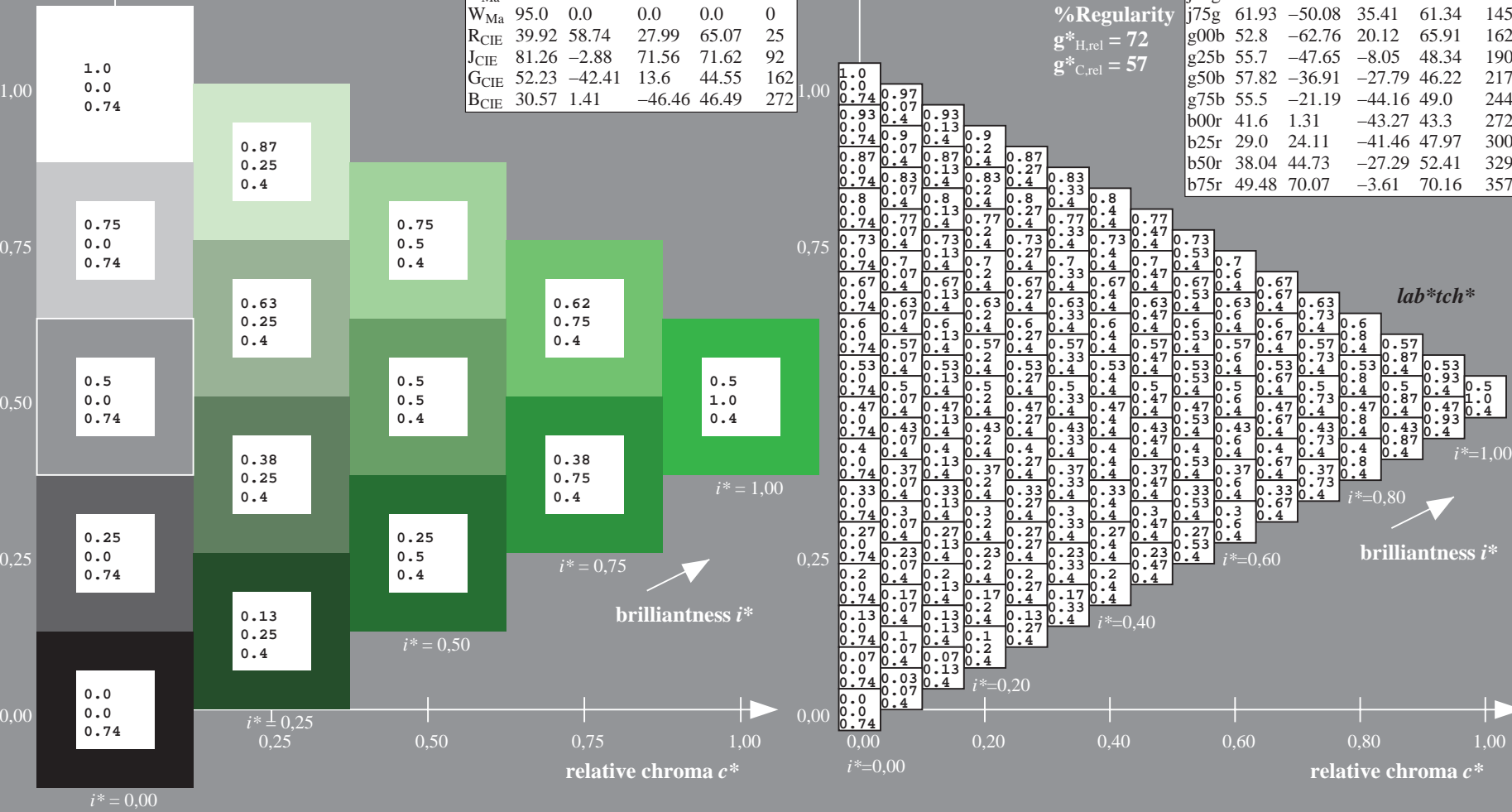
$u^*_{rel} = 83$

%Regularity

$g^*_{H,rel} = 72$

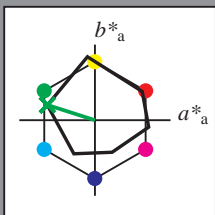
$g^*_{C,rel} = 57$

ORS20_95a; adapted (a) CIELAB data					
	$L^*=L^*_a$	a^*_a	b^*_a	$C^*_{ab,a}$	$h^*_{ab,a}$
r00j	48.88	63.91	30.45	70.79	25
r25j	55.85	50.36	45.65	67.97	42
r50j	65.45	33.86	56.12	65.54	59
r75j	75.19	17.13	66.73	68.89	76
j00g	87.03	-3.21	79.64	79.7	92
j25g	80.72	-24.03	66.82	71.01	110
j50g	70.64	-38.01	49.96	62.78	127
j75g	61.93	-50.08	35.41	61.34	145
g00b	52.8	-62.76	20.12	65.91	162
g25b	55.7	-47.65	-8.05	48.34	190
g50b	57.82	-36.91	-27.79	46.22	217
g75b	55.5	-21.19	-44.16	49.0	244
b00r	41.6	1.31	-43.27	43.3	272
b25r	29.0	24.11	-41.46	47.97	300
b50r	38.04	44.73	-27.29	52.41	329
b75r	49.48	70.07	-3.61	70.16	357



Input and output: Colorimetric Printer Reflective System ORS20_95a for relative CIELAB hue $h^* = lab^*h^* = h_{ab}/360 = 162/360 = 0.451$

data for any colour:
 lab^*tch^* and lab^*icu^*
 elementary hue text:
 $u^* = g00b$
 contrast reduction factor:
 $c_R = 0.96$
 triangle lightness t^*



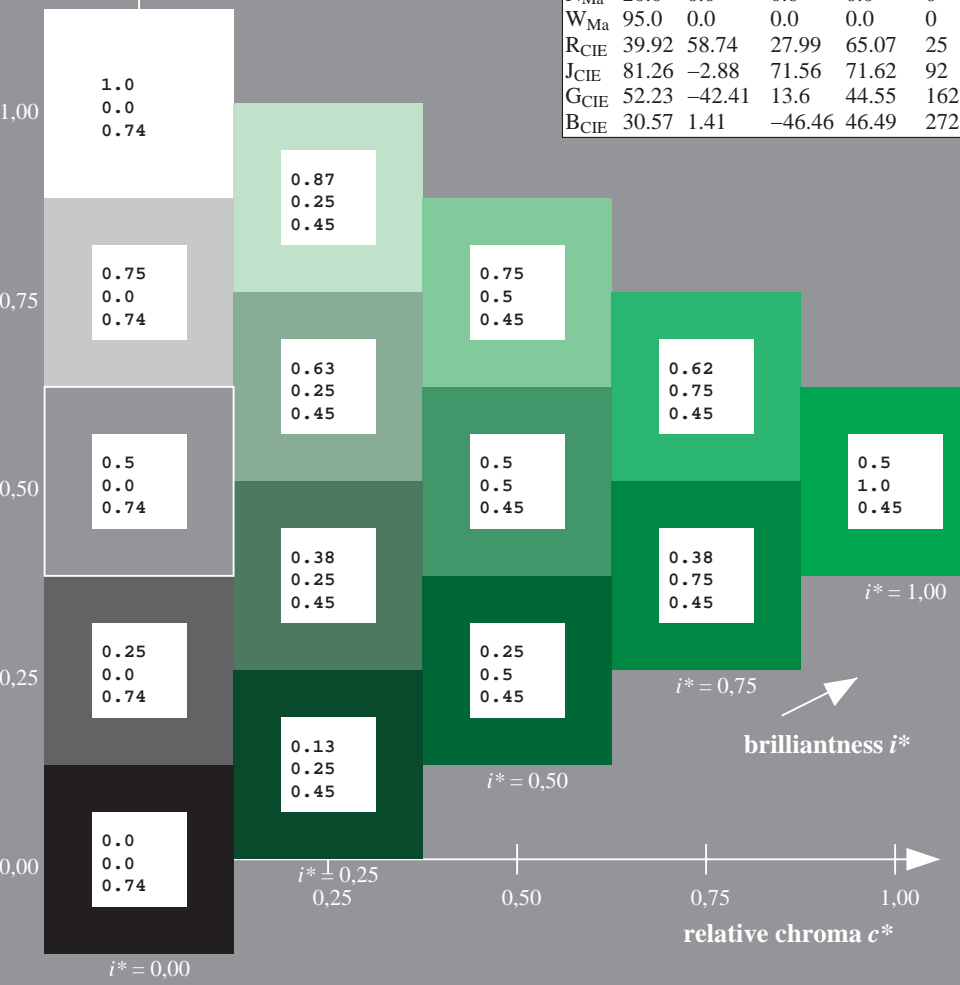
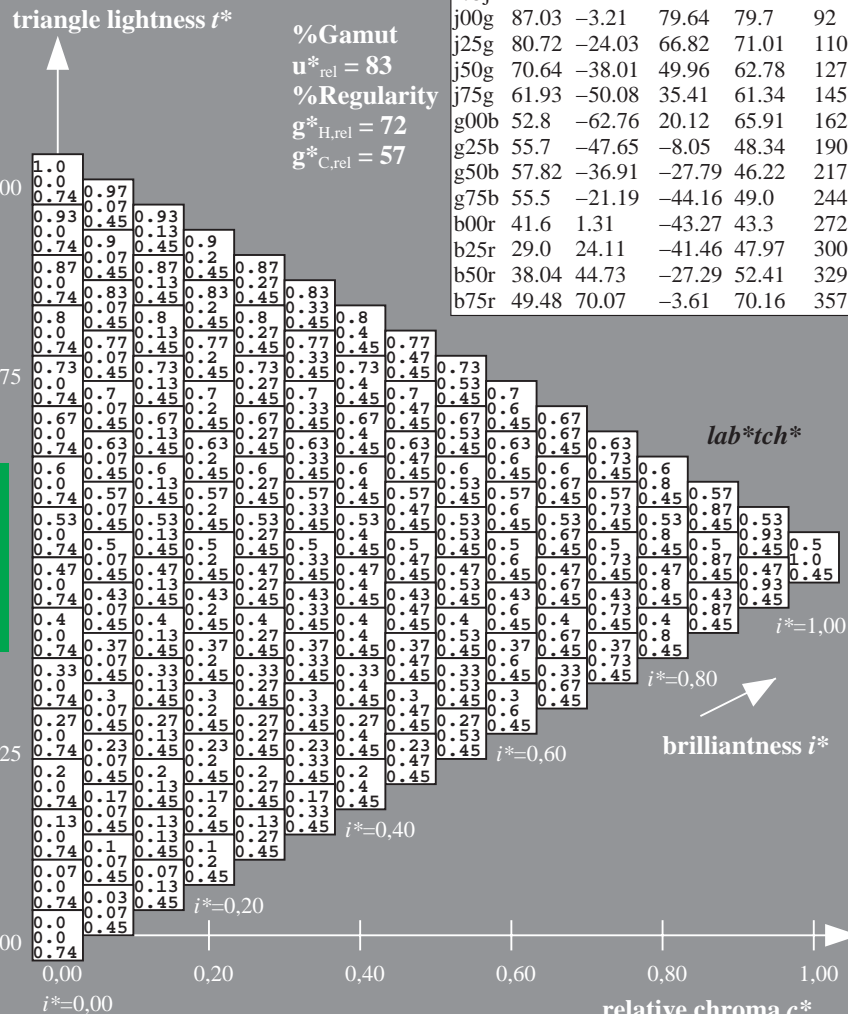
ORS20_95a; adapted (a) CIELAB data					
	$L^*=L^*_a$	a^*_a	b^*_a	$C^*_{ab,a}$	$h^*_{ab,a}$
O _{Ma}	48.75	62.56	37.91	73.15	31
Y _{Ma}	90.92	-9.88	83.88	84.46	97
L _{Ma}	52.69	-62.9	19.95	66.0	162
C _{Ma}	59.61	-27.85	-44.43	52.45	238
V _{Ma}	28.39	22.72	-42.42	48.13	298
M _{Ma}	49.58	71.08	-9.19	71.67	353
N _{Ma}	20.0	0.0	0.0	0.0	0
W _{Ma}	95.0	0.0	0.0	0.0	0
R _{CIE}	39.92	58.74	27.99	65.07	25
J _{CIE}	81.26	-2.88	71.56	71.62	92
G _{CIE}	52.23	-42.41	13.6	44.55	162
B _{CIE}	30.57	1.41	-46.46	46.49	272

Data for maximum colour (Ma):

$LAB^*LAB^*_{Ma}$: 53 -62 20
 $LAB^*LCH^*_{Ma}$: 53 66 162
 $lab^*rgb^*_{Ma}$: 0.0 1.0 0.0
 $lab^*olv^*_{Ma}$: 0.0 1.0 0.0

ORS20_95a; adapted (a) CIELAB data					
	$L^*=L^*_a$	a^*_a	b^*_a	$C^*_{ab,a}$	$h^*_{ab,a}$
r00j	48.88	63.91	30.45	70.79	25
r25j	55.85	50.36	45.65	67.97	42
r50j	65.45	33.86	56.12	65.54	59
r75j	75.19	17.13	66.73	68.89	76
j00g	87.03	-3.21	79.64	79.7	92
j25g	80.72	-24.03	66.82	71.01	110
j50g	70.64	-38.01	49.96	62.78	127
j75g	61.93	-50.08	35.41	61.34	145
g00b	52.8	-62.76	20.12	65.91	162
g25b	55.7	-47.65	-8.05	48.34	190
g50b	57.82	-36.91	-27.79	46.22	217
g75b	55.5	-21.19	-44.16	49.0	244
b00r	41.6	1.31	-43.27	43.3	272
b25r	29.0	24.11	-41.46	47.97	300
b50r	38.04	44.73	-27.29	52.41	329
b75r	49.48	70.07	-3.61	70.16	357

%Gamut
 $u^*_{rel} = 83$
 %Regularity
 $g^*_{H,rel} = 72$
 $g^*_{C,rel} = 57$

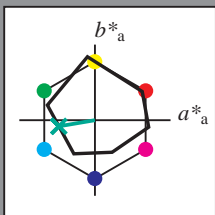


See for similar files: <http://www.ps.bam.de/De99/>; www.ps.bam.de/De.HTM
 Technical information: <http://www.ps.bam.de> Version 2.1, io=1,1, ColSPX=1

BAM registration: 20080701-De99/10L/L99E00NP.PS/ .PDF BAM material: code=rhadata
 application for evaluation and measurement of printer or monitor systems

Input and output: Colorimetric Printer Reflective System ORS20_95a for relative CIELAB hue $h^* = lab^*h^* = h_{ab}/360 = 190/360 = 0.527$

data for any colour:
 lab^*tch^* and lab^*icu^*
 elementary hue text:
 $u^* = g25b$
 contrast reduction factor:
 $c_R = 0.96$
 triangle lightness t^*



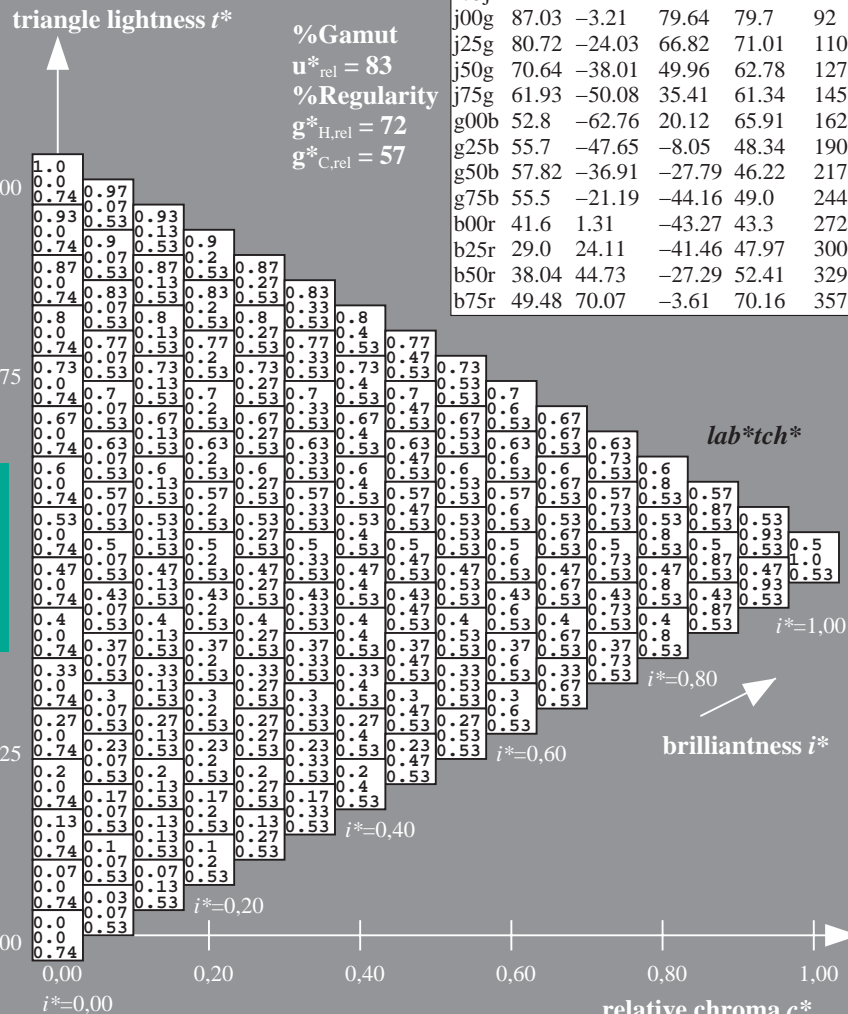
ORS20_95a; adapted (a) CIELAB data					
	$L^*=L^*_a$	a^*_a	b^*_a	$C^*_{ab,a}$	$h^*_{ab,a}$
O _{Ma}	48.75	62.56	37.91	73.15	31
Y _{Ma}	90.92	-9.88	83.88	84.46	97
L _{Ma}	52.69	-62.9	19.95	66.0	162
C _{Ma}	59.61	-27.85	-44.43	52.45	238
V _{Ma}	28.39	22.72	-42.42	48.13	298
M _{Ma}	49.58	71.08	-9.19	71.67	353
N _{Ma}	20.0	0.0	0.0	0.0	0
W _{Ma}	95.0	0.0	0.0	0.0	0
R _{CIE}	39.92	58.74	27.99	65.07	25
J _{CIE}	81.26	-2.88	71.56	71.62	92
G _{CIE}	52.23	-42.41	13.6	44.55	162
B _{CIE}	30.57	1.41	-46.46	46.49	272

Data for maximum colour (Ma):

$LAB^*LAB^*_{Ma}$: 56 -47 -7
 $LAB^*LCH^*_{Ma}$: 56 48 190
 $lab^*rgb^*_{Ma}$: 0.0 1.0 0.5
 $lab^*olv^*_{Ma}$: 0.0 1.0 0.44

ORS20_95a; adapted (a) CIELAB data					
	$L^*=L^*_a$	a^*_a	b^*_a	$C^*_{ab,a}$	$h^*_{ab,a}$
r00j	48.88	63.91	30.45	70.79	25
r25j	55.85	50.36	45.65	67.97	42
r50j	65.45	33.86	56.12	65.54	59
r75j	75.19	17.13	66.73	68.89	76
j00g	87.03	-3.21	79.64	79.7	92
j25g	80.72	-24.03	66.82	71.01	110
j50g	70.64	-38.01	49.96	62.78	127
j75g	61.93	-50.08	35.41	61.34	145
g00b	52.8	-62.76	20.12	65.91	162
g25b	55.7	-47.65	-8.05	48.34	190
g50b	57.82	-36.91	-27.79	46.22	217
g75b	55.5	-21.19	-44.16	49.0	244
b00r	41.6	1.31	-43.27	43.3	272
b25r	29.0	24.11	-41.46	47.97	300
b50r	38.04	44.73	-27.29	52.41	329
b75r	49.48	70.07	-3.61	70.16	357

%Gamut
 $u^*_{rel} = 83$
 %Regularity
 $g^*_{H,rel} = 72$
 $g^*_{C,rel} = 57$

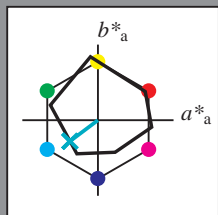


See for similar files: <http://www.ps.bam.de/De99/>; www.ps.bam.de/De.HTM
 Technical information: <http://www.ps.bam.de> Version 2.1, io=1,1, ColSPx=1

BAM registration: 20080701-De99/10L/L99E00NP.PS/ .PDF BAM material: code=rh4ta
 application for evaluation and measurement of printer or monitor systems

Input and output: Colorimetric Printer Reflective System ORS20_95a for relative CIELAB hue $h^* = lab^*h^* = h_{ab}/360 = 217/360 = 0.603$

data for any colour:
 lab^*tch^* and lab^*icu^*
 elementary hue text:
 $u^* = g50b$
 contrast reduction factor:
 $c_R = 0.96$
 triangle lightness t^*



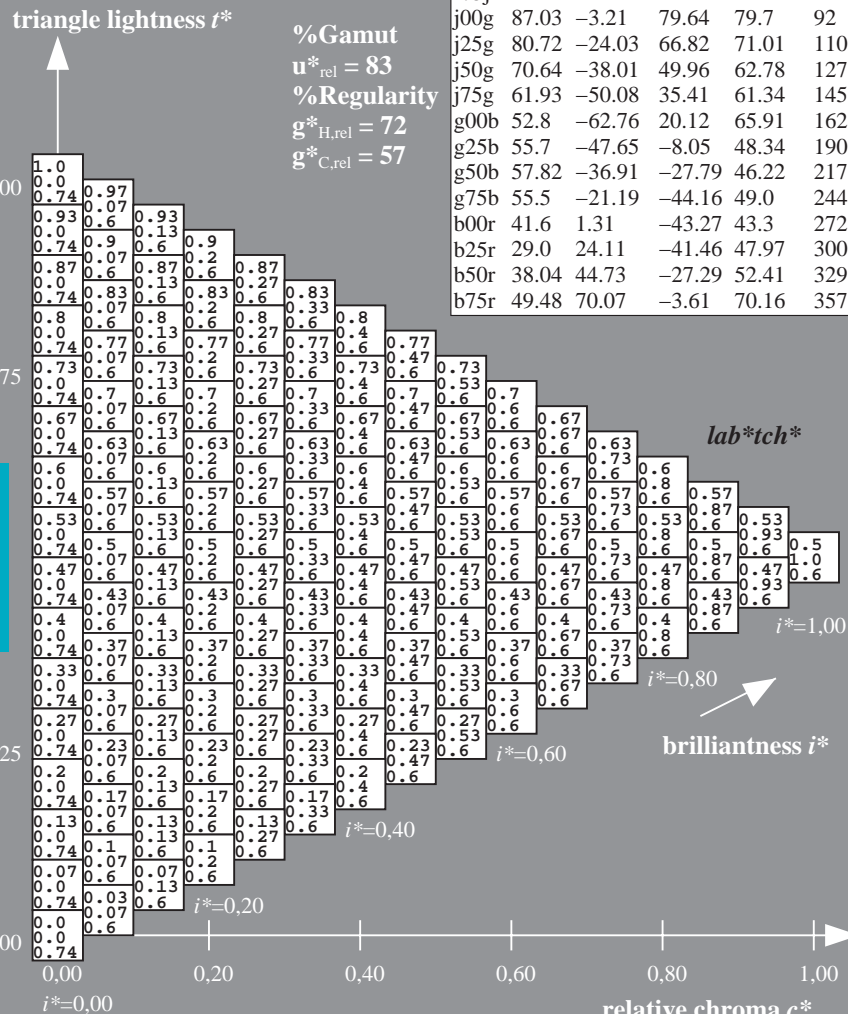
ORS20_95a; adapted (a) CIELAB data					
	$L^*=L^*_a$	a^*_a	b^*_a	$C^*_{ab,a}$	$h^*_{ab,a}$
O _{Ma}	48.75	62.56	37.91	73.15	31
Y _{Ma}	90.92	-9.88	83.88	84.46	97
L _{Ma}	52.69	-62.9	19.95	66.0	162
C _{Ma}	59.61	-27.85	-44.43	52.45	238
V _{Ma}	28.39	22.72	-42.42	48.13	298
M _{Ma}	49.58	71.08	-9.19	71.67	353
N _{Ma}	20.0	0.0	0.0	0.0	0
W _{Ma}	95.0	0.0	0.0	0.0	0
R _{CIE}	39.92	58.74	27.99	65.07	25
J _{CIE}	81.26	-2.88	71.56	71.62	92
G _{CIE}	52.23	-42.41	13.6	44.55	162
B _{CIE}	30.57	1.41	-46.46	46.49	272

Data for maximum colour (Ma):

$LAB^*LAB^*_{Ma}$: 58 -36 -27
 $LAB^*LCH^*_{Ma}$: 58 46 217
 $lab^*rgb^*_{Ma}$: 0.0 1.0 1.0
 $lab^*olv^*_{Ma}$: 0.0 1.0 0.74

ORS20_95a; adapted (a) CIELAB data					
	$L^*=L^*_a$	a^*_a	b^*_a	$C^*_{ab,a}$	$h^*_{ab,a}$
r00j	48.88	63.91	30.45	70.79	25
r25j	55.85	50.36	45.65	67.97	42
r50j	65.45	33.86	56.12	65.54	59
r75j	75.19	17.13	66.73	68.89	76
j00g	87.03	-3.21	79.64	79.7	92
j25g	80.72	-24.03	66.82	71.01	110
j50g	70.64	-38.01	49.96	62.78	127
j75g	61.93	-50.08	35.41	61.34	145
g00b	52.8	-62.76	20.12	65.91	162
g25b	55.7	-47.65	-8.05	48.34	190
g50b	57.82	-36.91	-27.79	46.22	217
g75b	55.5	-21.19	-44.16	49.0	244
b00r	41.6	1.31	-43.27	43.3	272
b25r	29.0	24.11	-41.46	47.97	300
b50r	38.04	44.73	-27.29	52.41	329
b75r	49.48	70.07	-3.61	70.16	357

%Gamut
 $u^*_{rel} = 83$
 %Regularity
 $g^*_{H,rel} = 72$
 $g^*_{C,rel} = 57$

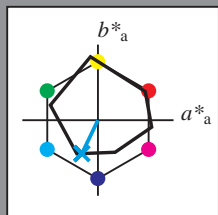


See for similar files: <http://www.ps.bam.de/De99/>; www.ps.bam.de/De.HTM
 Technical information: <http://www.ps.bam.de>
 Version 2.1, io=1,1, ColSPx=1

BAM registration: 20080701-De99/10L/L99E00NP.PS/ .PDF
 application for evaluation and measurement of printer or monitor systems
 BAM material: code=rh4ta

Input and output: Colorimetric Printer Reflective System ORS20_95a for relative CIELAB hue $h^* = lab^*h^* = h_{ab}/360 = 244/360 = 0.679$

data for any colour:
 lab^*tch^* and lab^*icu^*
 elementary hue text:
 $u^* = g75b$
 contrast reduction factor:
 $c_R = 0.96$
 triangle lightness t^*



ORS20_95a; adapted (a) CIELAB data					
	$L^*=L^*_a$	a^*_a	b^*_a	$C^*_{ab,a}$	$h^*_{ab,a}$
O _{Ma}	48.75	62.56	37.91	73.15	31
Y _{Ma}	90.92	-9.88	83.88	84.46	97
L _{Ma}	52.69	-62.9	19.95	66.0	162
C _{Ma}	59.61	-27.85	-44.43	52.45	238
V _{Ma}	28.39	22.72	-42.42	48.13	298
M _{Ma}	49.58	71.08	-9.19	71.67	353
N _{Ma}	20.0	0.0	0.0	0.0	0
W _{Ma}	95.0	0.0	0.0	0.0	0
R _{CIE}	39.92	58.74	27.99	65.07	25
J _{CIE}	81.26	-2.88	71.56	71.62	92
G _{CIE}	52.23	-42.41	13.6	44.55	162
B _{CIE}	30.57	1.41	-46.46	46.49	272

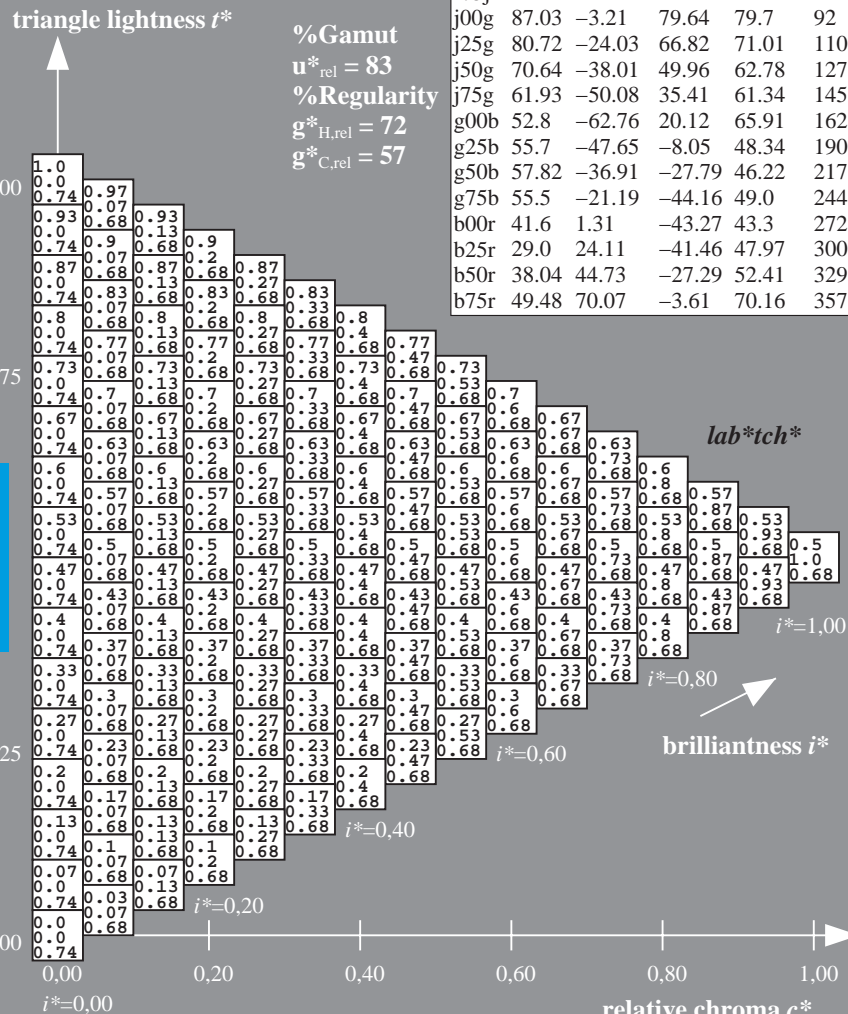
Data for maximum colour (Ma):

$LAB^*LAB^*_{Ma}$: 55 -20 -43
 $LAB^*LCH^*_{Ma}$: 55 49 244
 $lab^*rgb^*_{Ma}$: 0.0 0.5 1.0
 $lab^*olv^*_{Ma}$: 0.0 0.87 1.0

ORS20_95a; adapted (a) CIELAB data					
	$L^*=L^*_a$	a^*_a	b^*_a	$C^*_{ab,a}$	$h^*_{ab,a}$
r00j	48.88	63.91	30.45	70.79	25
r25j	55.85	50.36	45.65	67.97	42
r50j	65.45	33.86	56.12	65.54	59
r75j	75.19	17.13	66.73	68.89	76
j00g	87.03	-3.21	79.64	79.7	92
j25g	80.72	-24.03	66.82	71.01	110
j50g	70.64	-38.01	49.96	62.78	127
j75g	61.93	-50.08	35.41	61.34	145
g00b	52.8	-62.76	20.12	65.91	162
g25b	55.7	-47.65	-8.05	48.34	190
g50b	57.82	-36.91	-27.79	46.22	217
g75b	55.5	-21.19	-44.16	49.0	244
b00r	41.6	1.31	-43.27	43.3	272
b25r	29.0	24.11	-41.46	47.97	300
b50r	38.04	44.73	-27.29	52.41	329
b75r	49.48	70.07	-3.61	70.16	357

$u^* = g75b$
 lab^*tch^*

%Gamut
 $u^*_{rel} = 83$
 %Regularity
 $g^*_{H,rel} = 72$
 $g^*_{C,rel} = 57$

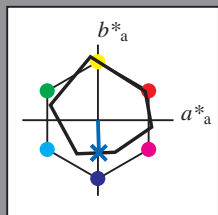


BAM registration: 20080701-De99/10L/L99E00NP.PS/ .PDF
 application for evaluation and measurement of printer or monitor systems
 BAM material: code=rh4ta

See for similar files: <http://www.ps.bam.de/De99/>; www.ps.bam.de/De.HTM
 Technical information: <http://www.ps.bam.de>
 Version 2.1, io=1,1, ColSPx=1

Input and output: Colorimetric Printer Reflective System ORS20_95a for relative CIELAB hue $h^* = lab^*h^* = h_{ab}/360 = 272/360 = 0.755$

data for any colour:
 lab^*tch^* and lab^*icu^*
 elementary hue text:
 $u^* = b00r$
 contrast reduction factor:
 $c_R = 0.96$
 triangle lightness t^*



ORS20_95a; adapted (a) CIELAB data

	$L^*=L^*_a$	a^*_a	b^*_a	$C^*_{ab,a}$	$h^*_{ab,a}$
O _{Ma}	48.75	62.56	37.91	73.15	31
Y _{Ma}	90.92	-9.88	83.88	84.46	97
L _{Ma}	52.69	-62.9	19.95	66.0	162
C _{Ma}	59.61	-27.85	-44.43	52.45	238
V _{Ma}	28.39	22.72	-42.42	48.13	298
M _{Ma}	49.58	71.08	-9.19	71.67	353
N _{Ma}	20.0	0.0	0.0	0.0	0
W _{Ma}	95.0	0.0	0.0	0.0	0
R _{CIE}	39.92	58.74	27.99	65.07	25
J _{CIE}	81.26	-2.88	71.56	71.62	92
G _{CIE}	52.23	-42.41	13.6	44.55	162
B _{CIE}	30.57	1.41	-46.46	46.49	272

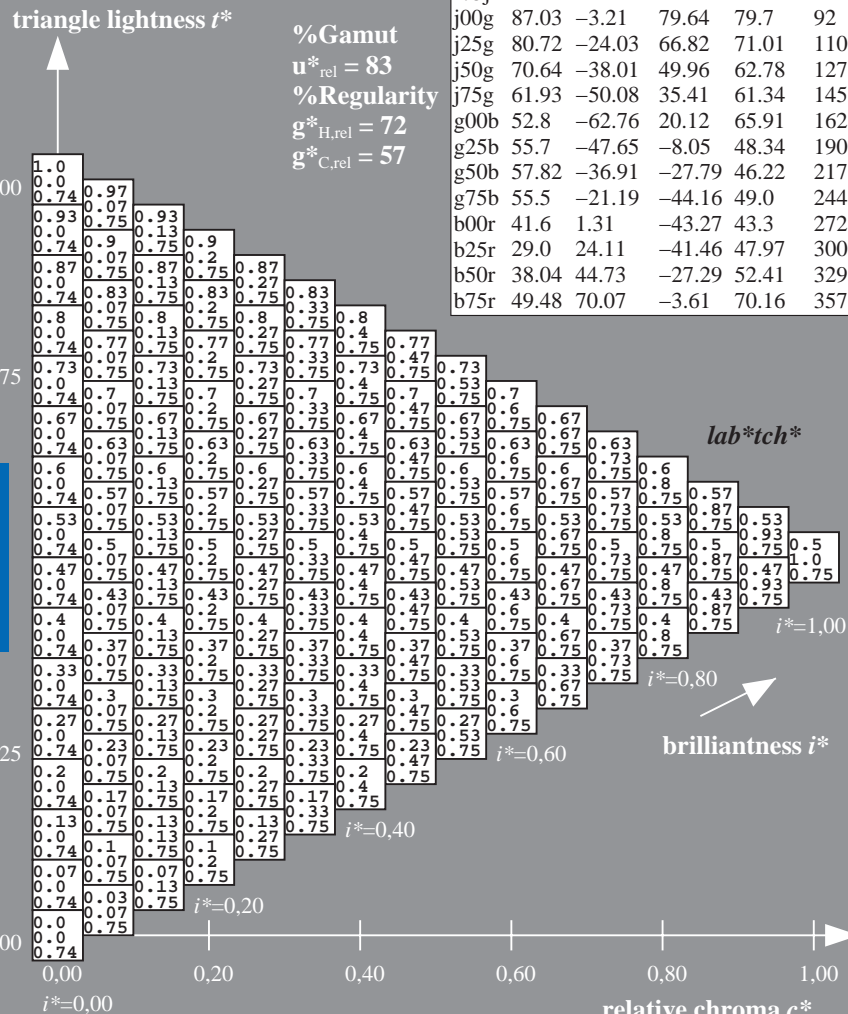
Data for maximum colour (Ma):

$LAB^*LAB^*_{Ma}$: 42 1 -42
 $LAB^*LCH^*_{Ma}$: 42 43 272
 $lab^*rgb^*_{Ma}$: 0.0 0.0 1.0
 $lab^*olv^*_{Ma}$: 0.0 0.42 1.0

ORS20_95a; adapted (a) CIELAB data

	$L^*=L^*_a$	a^*_a	b^*_a	$C^*_{ab,a}$	$h^*_{ab,a}$
r00j	48.88	63.91	30.45	70.79	25
r25j	55.85	50.36	45.65	67.97	42
r50j	65.45	33.86	56.12	65.54	59
r75j	75.19	17.13	66.73	68.89	76
j00g	87.03	-3.21	79.64	79.7	92
j25g	80.72	-24.03	66.82	71.01	110
j50g	70.64	-38.01	49.96	62.78	127
j75g	61.93	-50.08	35.41	61.34	145
g00b	52.8	-62.76	20.12	65.91	162
g25b	55.7	-47.65	-8.05	48.34	190
g50b	57.82	-36.91	-27.79	46.22	217
g75b	55.5	-21.19	-44.16	49.0	244
b00r	41.6	1.31	-43.27	43.3	272
b25r	29.0	24.11	-41.46	47.97	300
b50r	38.04	44.73	-27.29	52.41	329
b75r	49.48	70.07	-3.61	70.16	357

%Gamut
 $u^*_{rel} = 83$
 %Regularity
 $g^*_{H,rel} = 72$
 $g^*_{C,rel} = 57$

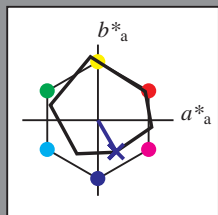


See for similar files: <http://www.ps.bam.de/De99/>; www.ps.bam.de/De.HTM
 Technical information: <http://www.ps.bam.de> Version 2.1, io=1,1, ColSPx=1

BAM registration: 20080701-De99/10L/L99E00NP.PS/ .PDF BAM material: code=rh4ta
 application for evaluation and measurement of printer or monitor systems

Input and output: Colorimetric Printer Reflective System ORS20_95a for relative CIELAB hue $h^* = lab^*h^* = h_{ab}/360 = 300/360 = 0.834$

data for any colour:
 lab^*tch^* and lab^*icu^*
 elementary hue text:
 $u^* = b25r$
 contrast reduction factor:
 $c_R = 0.96$
 triangle lightness t^*



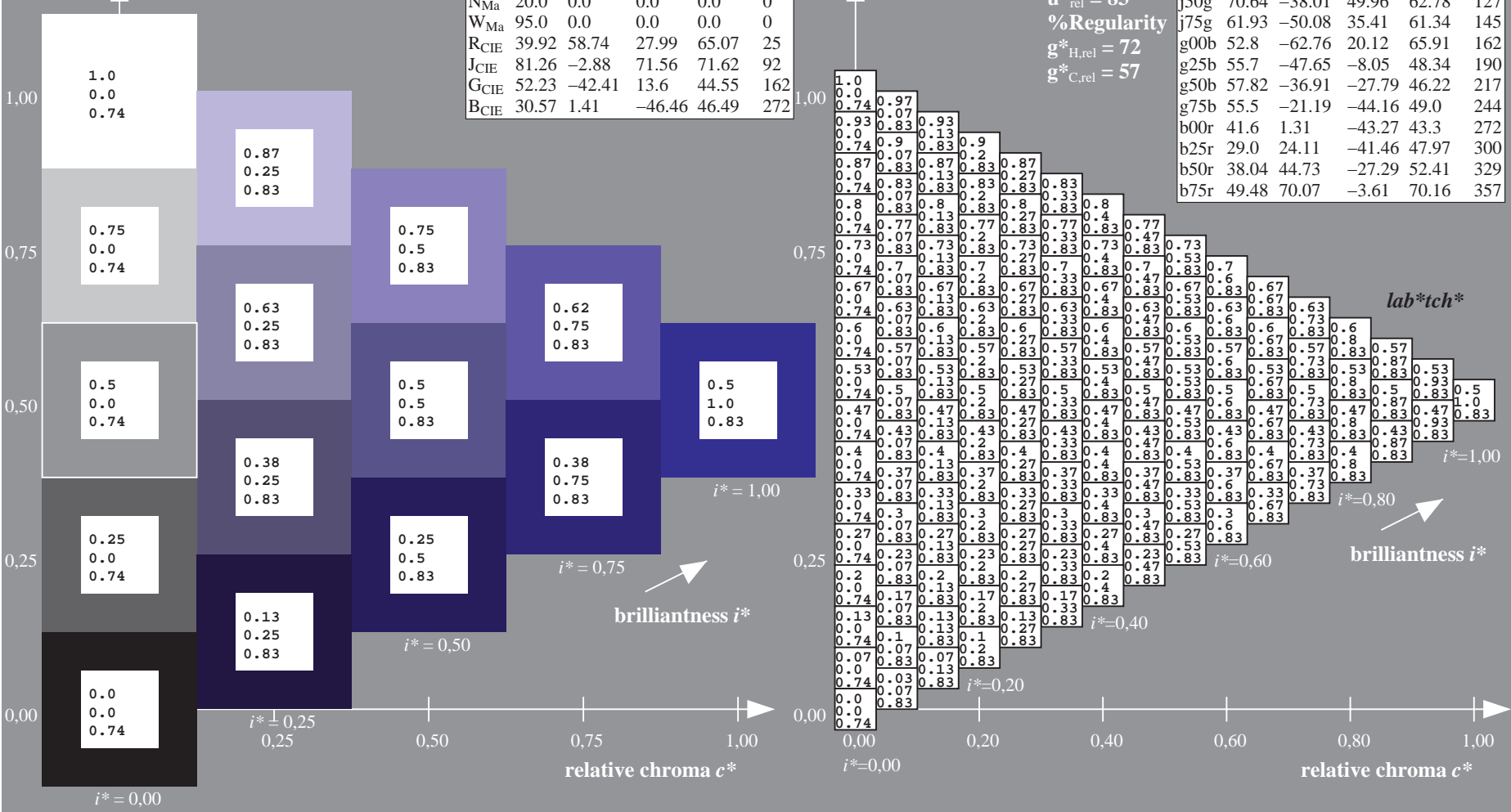
ORS20_95a; adapted (a) CIELAB data					
	$L^*=L^*_a$	a^*_a	b^*_a	$C^*_{ab,a}$	$h^*_{ab,a}$
O _{Ma}	48.75	62.56	37.91	73.15	31
Y _{Ma}	90.92	-9.88	83.88	84.46	97
L _{Ma}	52.69	-62.9	19.95	66.0	162
C _{Ma}	59.61	-27.85	-44.43	52.45	238
V _{Ma}	28.39	22.72	-42.42	48.13	298
M _{Ma}	49.58	71.08	-9.19	71.67	353
N _{Ma}	20.0	0.0	0.0	0.0	0
W _{Ma}	95.0	0.0	0.0	0.0	0
R _{CIE}	39.92	58.74	27.99	65.07	25
J _{CIE}	81.26	-2.88	71.56	71.62	92
G _{CIE}	52.23	-42.41	13.6	44.55	162
B _{CIE}	30.57	1.41	-46.46	46.49	272

Data for maximum colour (Ma):

$LAB^*LAB^*_{Ma}$: 29 24 -40
 $LAB^*LCH^*_{Ma}$: 29 48 300
 $lab^*rgb^*_{Ma}$: 0.5 0.0 1.0
 $lab^*olv^*_{Ma}$: 0.03 0.0 1.0

ORS20_95a; adapted (a) CIELAB data					
	$L^*=L^*_a$	a^*_a	b^*_a	$C^*_{ab,a}$	$h^*_{ab,a}$
r00j	48.88	63.91	30.45	70.79	25
r25j	55.85	50.36	45.65	67.97	42
r50j	65.45	33.86	56.12	65.54	59
r75j	75.19	17.13	66.73	68.89	76
j00g	87.03	-3.21	79.64	79.7	92
j25g	80.72	-24.03	66.82	71.01	110
j50g	70.64	-38.01	49.96	62.78	127
j75g	61.93	-50.08	35.41	61.34	145
g00b	52.8	-62.76	20.12	65.91	162
g25b	55.7	-47.65	-8.05	48.34	190
g50b	57.82	-36.91	-27.79	46.22	217
g75b	55.5	-21.19	-44.16	49.0	244
b00r	41.6	1.31	-43.27	43.3	272
b25r	29.0	24.11	-41.46	47.97	300
b50r	38.04	44.73	-27.29	52.41	329
b75r	49.48	70.07	-3.61	70.16	357

triangle lightness t^*
 %Gamut
 $u^*_{rel} = 83$
 %Regularity
 $g^*_{H,rel} = 72$
 $g^*_{C,rel} = 57$

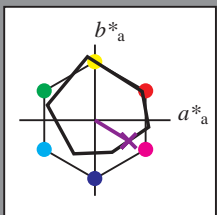


See for similar files: <http://www.ps.bam.de/De99/>; www.ps.bam.de/De.HTM
 Technical information: <http://www.ps.bam.de> Version 2.1, io=1,1, ColSPx=1

BAM registration: 20080701-De99/10L/L99E00NP.PS/ .PDF BAM material: code=rhadata
 application for evaluation and measurement of printer or monitor systems

Input and output: Colorimetric Printer Reflective System ORS20_95a for relative CIELAB hue $h^* = lab^*h^* = h_{ab}/360 = 329/360 = 0.913$

data for any colour:
 lab^*tch^* and lab^*icu^*
 elementary hue text:
 $u^* = b50r$
 contrast reduction factor:
 $c_R = 0.96$
 triangle lightness t^*



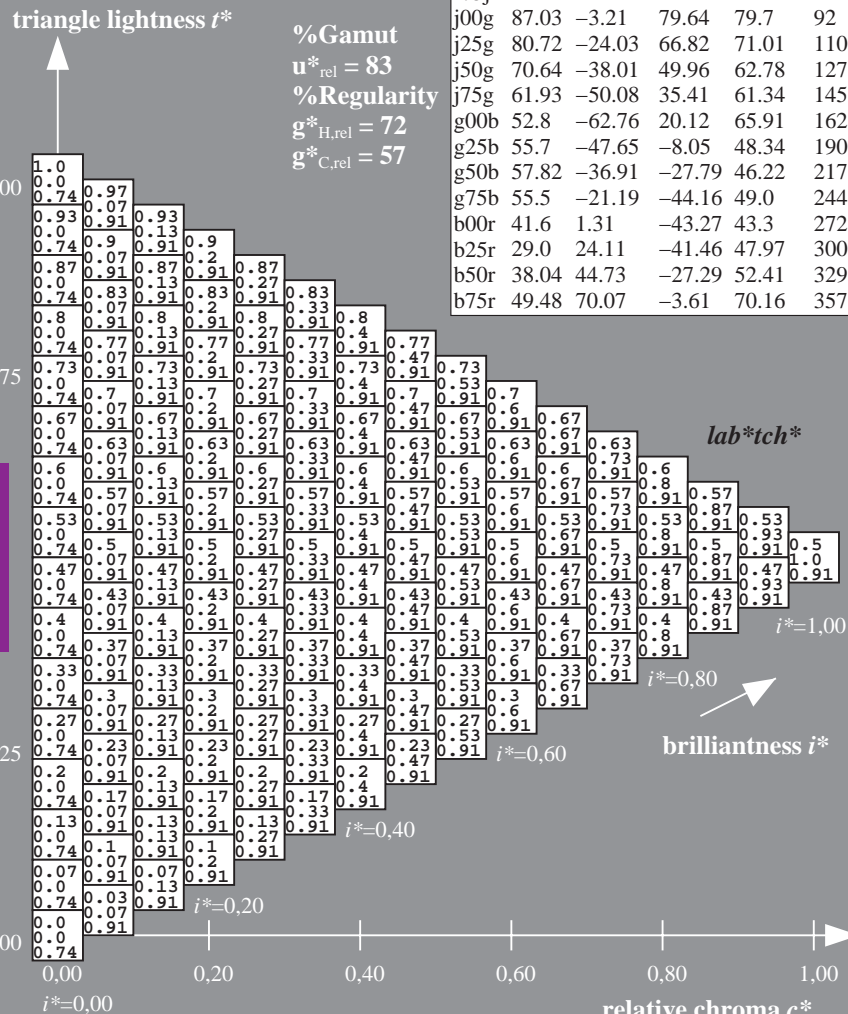
ORS20_95a; adapted (a) CIELAB data					
	$L^*=L^*_a$	a^*_a	b^*_a	$C^*_{ab,a}$	$h^*_{ab,a}$
O _{Ma}	48.75	62.56	37.91	73.15	31
Y _{Ma}	90.92	-9.88	83.88	84.46	97
L _{Ma}	52.69	-62.9	19.95	66.0	162
C _{Ma}	59.61	-27.85	-44.43	52.45	238
V _{Ma}	28.39	22.72	-42.42	48.13	298
M _{Ma}	49.58	71.08	-9.19	71.67	353
N _{Ma}	20.0	0.0	0.0	0.0	0
W _{Ma}	95.0	0.0	0.0	0.0	0
R _{CIE}	39.92	58.74	27.99	65.07	25
J _{CIE}	81.26	-2.88	71.56	71.62	92
G _{CIE}	52.23	-42.41	13.6	44.55	162
B _{CIE}	30.57	1.41	-46.46	46.49	272

Data for maximum colour (Ma):

$LAB^*LAB^*_{Ma}$: 38 45 -26
 $LAB^*LCH^*_{Ma}$: 38 52 329
 $lab^*rgb^*_{Ma}$: 1.0 0.0 1.0
 $lab^*olv^*_{Ma}$: 0.46 0.0 1.0

ORS20_95a; adapted (a) CIELAB data					
	$L^*=L^*_a$	a^*_a	b^*_a	$C^*_{ab,a}$	$h^*_{ab,a}$
r00j	48.88	63.91	30.45	70.79	25
r25j	55.85	50.36	45.65	67.97	42
r50j	65.45	33.86	56.12	65.54	59
r75j	75.19	17.13	66.73	68.89	76
j00g	87.03	-3.21	79.64	79.7	92
j25g	80.72	-24.03	66.82	71.01	110
j50g	70.64	-38.08	49.96	62.78	127
j75g	61.93	-50.08	35.41	61.34	145
g00b	52.8	-62.76	20.12	65.91	162
g25b	55.7	-47.65	-8.05	48.34	190
g50b	57.82	-36.91	-27.79	46.22	217
g75b	55.5	-21.19	-44.16	49.0	244
b00r	41.6	1.31	-43.27	43.3	272
b25r	29.0	24.11	-41.46	47.97	300
b50r	38.04	44.73	-27.29	52.41	329
b75r	49.48	70.07	-3.61	70.16	357

%Gamut
 $u^*_{rel} = 83$
 %Regularity
 $g^*_{H,rel} = 72$
 $g^*_{C,rel} = 57$

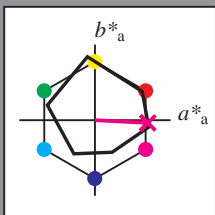


See for similar files: <http://www.ps.bam.de/De99/>; www.ps.bam.de/De.HTM
 Technical information: <http://www.ps.bam.de>
 Version 2.1, io=1,1, ColSPx=1

BAM registration: 20080701-De99/10L/L99E00NP.PS/ .PDF
 application for evaluation and measurement of printer or monitor systems
 BAM material: code=rhadata

Input and output: Colorimetric Printer Reflective System ORS20_95a for relative CIELAB hue $h^* = lab^*h^* = h_{ab}/360 = 357/360 = 0.992$

data for any colour:
 lab^*tch^* and lab^*icu^*
 elementary hue text:
 $u^* = b75r$
 contrast reduction factor:
 $c_R = 0.96$
 triangle lightness t^*



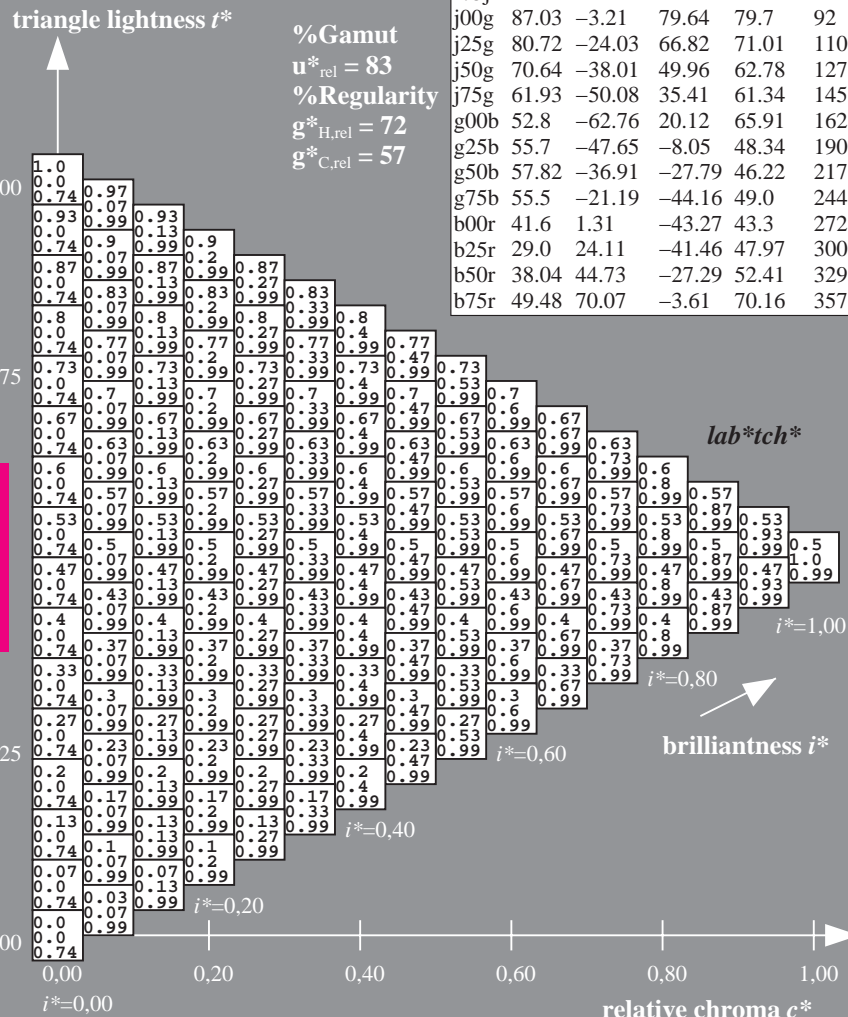
ORS20_95a; adapted (a) CIELAB data					
	$L^*=L^*_a$	a^*_a	b^*_a	$C^*_{ab,a}$	$h^*_{ab,a}$
O _{Ma}	48.75	62.56	37.91	73.15	31
Y _{Ma}	90.92	-9.88	83.88	84.46	97
L _{Ma}	52.69	-62.9	19.95	66.0	162
C _{Ma}	59.61	-27.85	-44.43	52.45	238
V _{Ma}	28.39	22.72	-42.42	48.13	298
M _{Ma}	49.58	71.08	-9.19	71.67	353
N _{Ma}	20.0	0.0	0.0	0.0	0
W _{Ma}	95.0	0.0	0.0	0.0	0
R _{CIE}	39.92	58.74	27.99	65.07	25
J _{CIE}	81.26	-2.88	71.56	71.62	92
G _{CIE}	52.23	-42.41	13.6	44.55	162
B _{CIE}	30.57	1.41	-46.46	46.49	272

Data for maximum colour (Ma):

$LAB^*LAB^*_{Ma}$: 49 70 -3
 $LAB^*LCH^*_{Ma}$: 49 70 357
 $lab^*rgb^*_{Ma}$: 1.0 0.0 0.5
 $lab^*olv^*_{Ma}$: 1.0 0.0 0.88

ORS20_95a; adapted (a) CIELAB data					
	$L^*=L^*_a$	a^*_a	b^*_a	$C^*_{ab,a}$	$h^*_{ab,a}$
r00j	48.88	63.91	30.45	70.79	25
r25j	55.85	50.36	45.65	67.97	42
r50j	65.45	33.86	56.12	65.54	59
r75j	75.19	17.13	66.73	68.89	76
j00g	87.03	-3.21	79.64	79.7	92
j25g	80.72	-24.03	66.82	71.01	110
j50g	70.64	-38.01	49.96	62.78	127
j75g	61.93	-50.08	35.41	61.34	145
g00b	52.8	-62.76	20.12	65.91	162
g25b	55.7	-47.65	-8.05	48.34	190
g50b	57.82	-36.91	-27.79	46.22	217
g75b	55.5	-21.19	-44.16	49.0	244
b00r	41.6	1.31	-43.27	43.3	272
b25r	29.0	24.11	-41.46	47.97	300
b50r	38.04	44.73	-27.29	52.41	329
b75r	49.48	70.07	-3.61	70.16	357

%Gamut
 $u^*_{rel} = 83$
 %Regularity
 $g^*_{H,rel} = 72$
 $g^*_{C,rel} = 57$

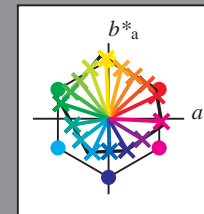


See for similar files: <http://www.ps.bam.de/De99/>; www.ps.bam.de/De.HTM
 Technical information: <http://www.ps.bam.de> Version 2.1, io=1,1, ColSPX=1

BAM registration: 20080701-De99/10L/L99E00NP.PS/ .PDF BAM material: code=rhadata
 application for evaluation and measurement of printer or monitor systems

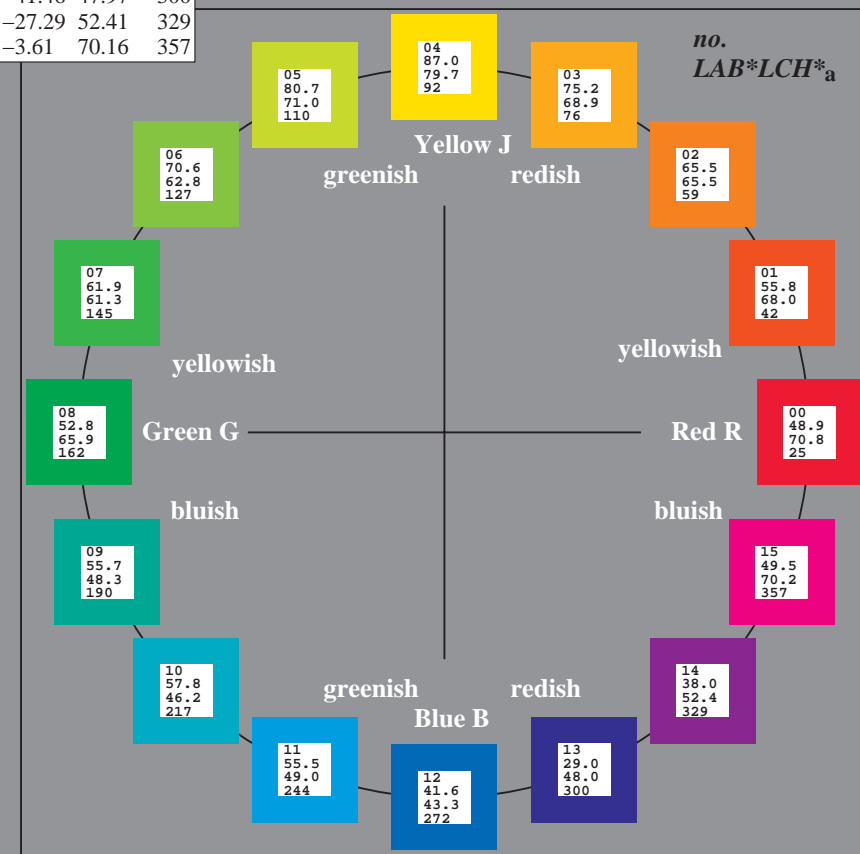
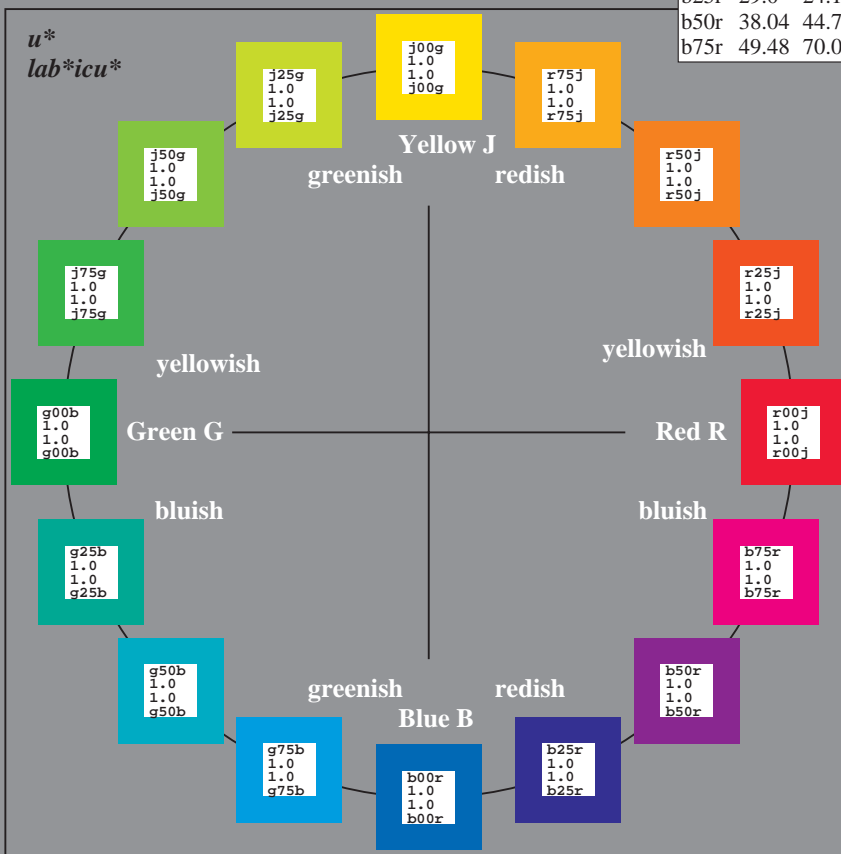
Input and output:
 Colorimetric Printer Reflective System ORS20_95a
 data for any colour:
lab^{ich}** and *lab*^{icu}**
 elementary hue text:
*u** = 16 hues *r00j*, *r25j*, ..., *b75r*
 contrast reduction factor:
 $c_R = 0.96$

ORS20_95a; adapted (a) CIELAB data					
	$L^*=L^*_a$	a^*_a	b^*_a	$C^*_{ab,a}$	$h^*_{ab,a}$
r00j	48.88	63.91	30.45	70.79	25
r25j	55.85	50.36	45.65	67.97	42
r50j	65.45	33.86	56.12	65.54	59
r75j	75.19	17.13	66.73	68.89	76
j00g	87.03	-3.21	79.64	79.7	92
j25g	80.72	-24.03	66.82	71.01	110
j50g	70.64	-38.01	49.96	62.78	127
j75g	61.93	-50.08	35.41	61.34	145
g00b	52.8	-62.76	20.12	65.91	162
g25b	55.7	-47.65	-8.05	48.34	190
g50b	57.82	-36.91	-27.79	46.22	217
g75b	55.5	-21.19	-44.16	49.0	244
b00r	41.6	1.31	-43.27	43.3	272
b25r	29.0	24.11	-41.46	47.97	300
b50r	38.04	44.73	-27.29	52.41	329
b75r	49.48	70.07	-3.61	70.16	357



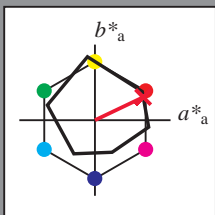
%Gamut
 $u^*_{rel} = 83$
 %Regularity
 $g^*_{H,rel} = 72$
 $g^*_{C,rel} = 57$

ORS20_95a; adapted (a) CIELAB data					
	$L^*=L^*_a$	a^*_a	b^*_a	$C^*_{ab,a}$	$h^*_{ab,a}$
O _{Ma}	48.75	62.56	37.91	73.15	31
Y _{Ma}	90.92	-9.88	83.88	84.46	97
L _{Ma}	52.69	-62.9	19.95	66.0	162
C _{Ma}	59.61	-27.85	-44.43	52.45	238
V _{Ma}	28.39	22.72	-42.42	48.13	298
M _{Ma}	49.58	71.08	-9.19	71.67	353
N _{Ma}	20.0	0.0	0.0	0.0	0
W _{Ma}	95.0	0.0	0.0	0.0	0
R _{CIE}	39.92	58.74	27.99	65.07	25
J _{CIE}	81.26	-2.88	71.56	71.62	92
G _{CIE}	52.23	-42.41	13.6	44.55	162
B _{CIE}	30.57	1.41	-46.46	46.49	272



Input and output: Colorimetric Printer Reflective System ORS20_95a for relative CIELAB hue $h^* = lab^*h^* = h_{ab}/360 = 25/360 = 0.071$

data for any colour:
 lab^*tch^* and lab^*icu^*
 elementary hue text:
 $u^* = r00j$
 contrast reduction factor:
 $c_R = 0.96$
 triangle lightness t^*



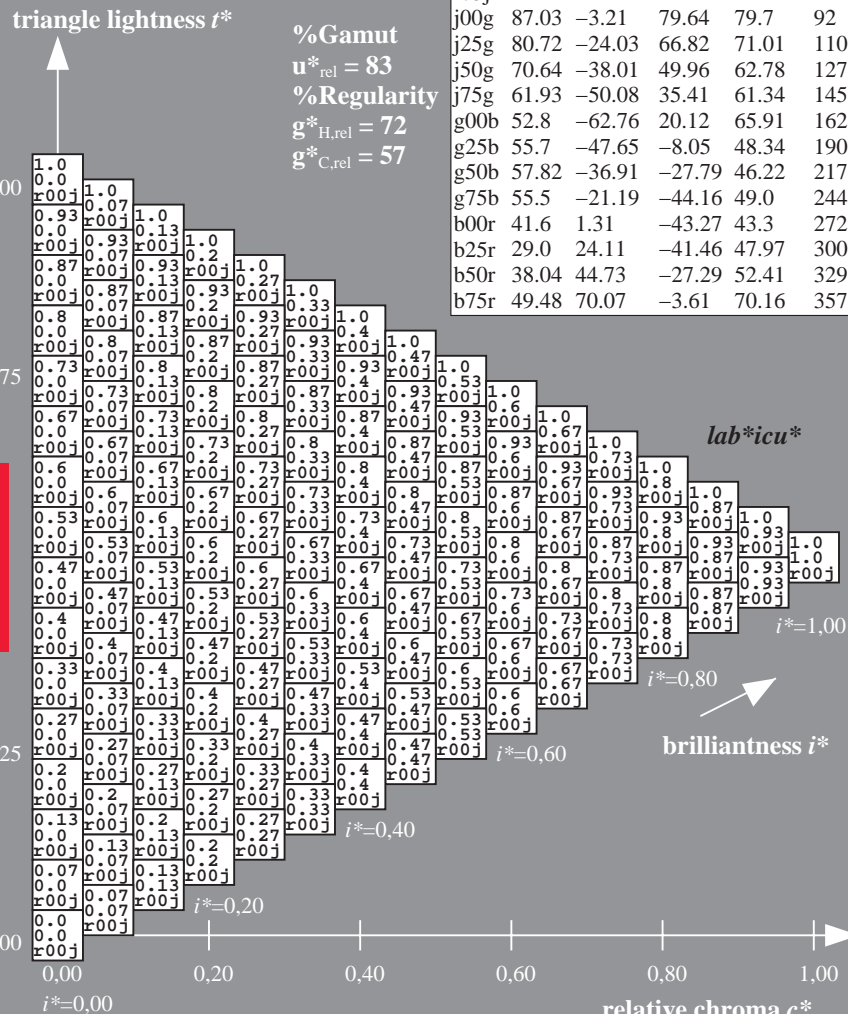
ORS20_95a; adapted (a) CIELAB data					
	$L^*=L^*_a$	a^*_a	b^*_a	$C^*_{ab,a}$	$h^*_{ab,a}$
O _{Ma}	48.75	62.56	37.91	73.15	31
Y _{Ma}	90.92	-9.88	83.88	84.46	97
L _{Ma}	52.69	-62.9	19.95	66.0	162
C _{Ma}	59.61	-27.85	-44.43	52.45	238
V _{Ma}	28.39	22.72	-42.42	48.13	298
M _{Ma}	49.58	71.08	-9.19	71.67	353
N _{Ma}	20.0	0.0	0.0	0.0	0
W _{Ma}	95.0	0.0	0.0	0.0	0
R _{CIE}	39.92	58.74	27.99	65.07	25
J _{CIE}	81.26	-2.88	71.56	71.62	92
G _{CIE}	52.23	-42.41	13.6	44.55	162
B _{CIE}	30.57	1.41	-46.46	46.49	272

Data for maximum colour (Ma):

$LAB^*LAB^*_{Ma}$: 49 64 30
 $LAB^*LCH^*_{Ma}$: 49 71 25
 $lab^*rgb^*_{Ma}$: 1.0 0.0 0.0
 $lab^*olv^*_{Ma}$: 1.0 0.0 0.16

ORS20_95a; adapted (a) CIELAB data					
	$L^*=L^*_a$	a^*_a	b^*_a	$C^*_{ab,a}$	$h^*_{ab,a}$
r00j	48.88	63.91	30.45	70.79	25
r25j	55.85	50.36	45.65	67.97	42
r50j	65.45	33.86	56.12	65.54	59
r75j	75.19	17.13	66.73	68.89	76
j00g	87.03	-3.21	79.64	79.7	92
j25g	80.72	-24.03	66.82	71.01	110
j50g	70.64	-38.01	49.96	62.78	127
j75g	61.93	-50.08	35.41	61.34	145
g00b	52.8	-62.76	20.12	65.91	162
g25b	55.7	-47.65	-8.05	48.34	190
g50b	57.82	-36.91	-27.79	46.22	217
g75b	55.5	-21.19	-44.16	49.0	244
b00r	41.6	1.31	-43.27	43.3	272
b25r	29.0	24.11	-41.46	47.97	300
b50r	38.04	44.73	-27.29	52.41	329
b75r	49.48	70.07	-3.61	70.16	357

%Gamut
 $u^*_{rel} = 83$
 %Regularity
 $g^*_{H,rel} = 72$
 $g^*_{C,rel} = 57$

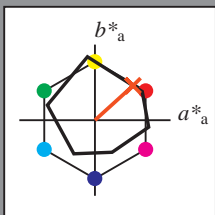


See for similar files: <http://www.ps.bam.de/De99/>; www.ps.bam.de/De99/10L/L99E00NP.PS/
 Technical information: <http://www.ps.bam.de> Version 2.1, io=1,1, ColSPx=1

BAM registration: 20080701-De99/10L/L99E00NP.PS/ .PDF BAM material: code=rh4ta
 application for evaluation and measurement of printer or monitor systems

Input and output: Colorimetric Printer Reflective System ORS20_95a for relative CIELAB hue $h^* = lab^*h^* = h_{ab}/360 = 42/360 = 0.117$

data for any colour:
 lab^*tch^* and lab^*icu^*
 elementary hue text:
 $u^* = r25j$
 contrast reduction factor:
 $c_R = 0.96$
 triangle lightness t^*



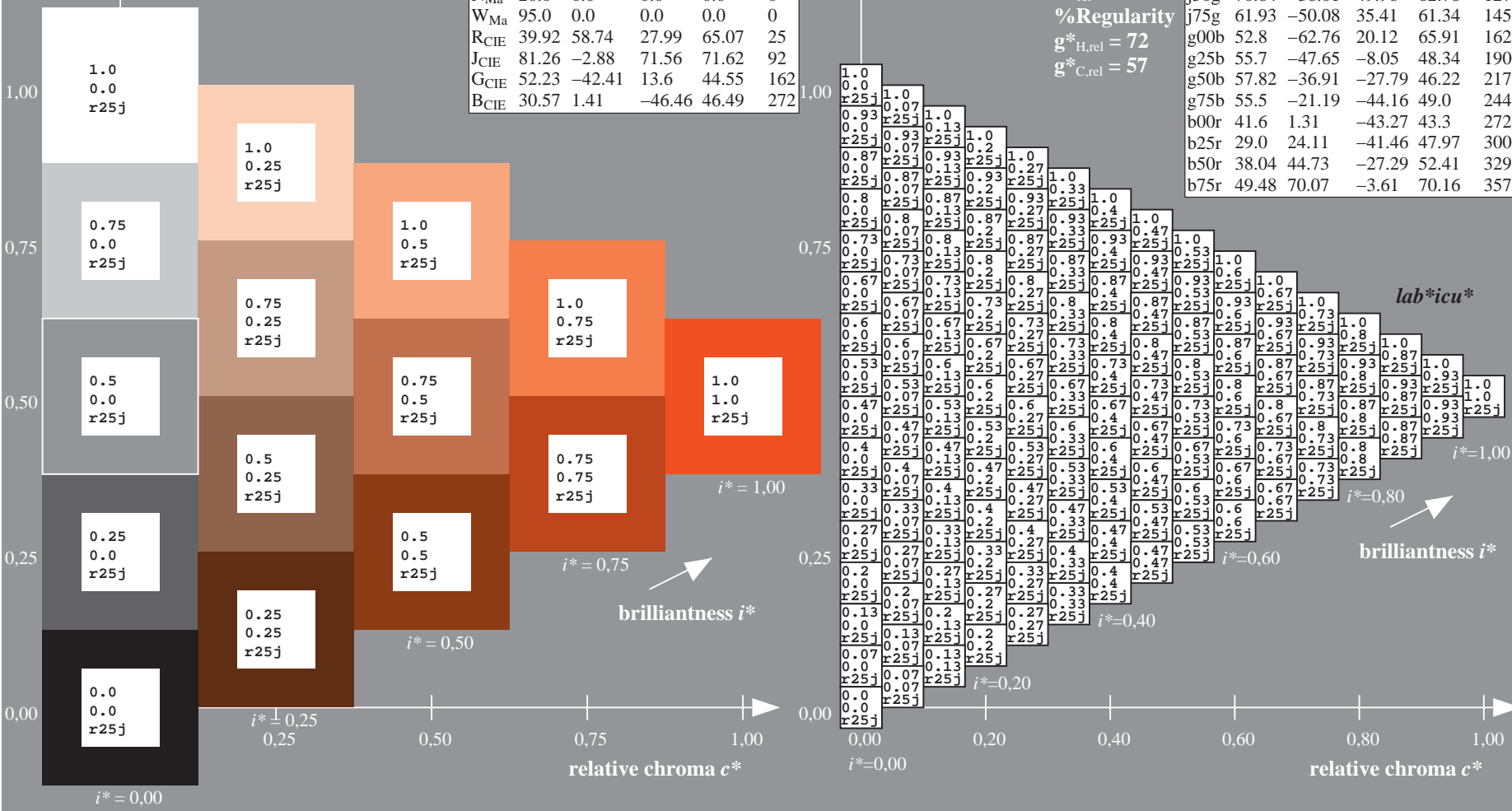
ORS20_95a; adapted (a) CIELAB data					
	$L^*=L^*_a$	a^*_a	b^*_a	$C^*_{ab,a}$	$h^*_{ab,a}$
O _{Ma}	48.75	62.56	37.91	73.15	31
Y _{Ma}	90.92	-9.88	83.88	84.46	97
L _{Ma}	52.69	-62.9	19.95	66.0	162
C _{Ma}	59.61	-27.85	-44.43	52.45	238
V _{Ma}	28.39	22.72	-42.42	48.13	298
M _{Ma}	49.58	71.08	-9.19	71.67	353
N _{Ma}	20.0	0.0	0.0	0.0	0
W _{Ma}	95.0	0.0	0.0	0.0	0
R _{CIE}	39.92	58.74	27.99	65.07	25
J _{CIE}	81.26	-2.88	71.56	71.62	92
G _{CIE}	52.23	-42.41	13.6	44.55	162
B _{CIE}	30.57	1.41	-46.46	46.49	272

Data for maximum colour (Ma):

$LAB^*LAB^*_{Ma}$: 56 50 46
 $LAB^*LCH^*_{Ma}$: 56 68 42
 $lab^*rgb^*_{Ma}$: 1.0 0.25 0.0
 $lab^*olv^*_{Ma}$: 1.0 0.17 0.0

ORS20_95a; adapted (a) CIELAB data					
	$L^*=L^*_a$	a^*_a	b^*_a	$C^*_{ab,a}$	$h^*_{ab,a}$
r00j	48.88	63.91	30.45	70.79	25
r25j	55.85	50.36	45.65	67.97	42
r50j	65.45	33.86	56.12	65.54	59
r75j	75.19	17.13	66.73	68.89	76
j00g	87.03	-3.21	79.64	79.7	92
j25g	80.72	-24.03	66.82	71.01	110
j50g	70.64	-38.01	49.96	62.78	127
j75g	61.93	-50.08	35.41	61.34	145
g00b	52.8	-62.76	20.12	65.91	162
g25b	55.7	-47.65	-8.05	48.34	190
g50b	57.82	-36.91	-27.79	46.22	217
g75b	55.5	-21.19	-44.16	49.0	244
b00r	41.6	1.31	-43.27	43.3	272
b25r	29.0	24.11	-41.46	47.97	300
b50r	38.04	44.73	-27.29	52.41	329
b75r	49.48	70.07	-3.61	70.16	357

triangle lightness t^*
 %Gamut
 $u^*_{rel} = 83$
 %Regularity
 $g^*_{H,rel} = 72$
 $g^*_{C,rel} = 57$

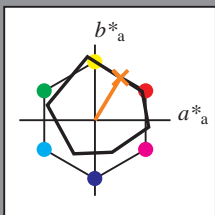


See for similar files: <http://www.ps.bam.de/De99/>; www.ps.bam.de/De.HTM
 Technical information: <http://www.ps.bam.de> Version 2.1, io=1,1, ColSPx=1

BAM registration: 20080701-De99/10L/L99E00NP.PS/ .PDF BAM material: code=rhadata
 application for evaluation and measurement of printer or monitor systems

Input and output: Colorimetric Printer Reflective System ORS20_95a for relative CIELAB hue $h^* = lab^*h^* = h_{ab}/360 = 59/360 = 0.164$

data for any colour:
 lab^*tch^* and lab^*icu^*
 elementary hue text:
 $u^* = r50j$
 contrast reduction factor:
 $c_R = 0.96$
 triangle lightness t^*



ORS20_95a; adapted (a) CIELAB data					
	$L^*=L^*_a$	a^*_a	b^*_a	$C^*_{ab,a}$	$h^*_{ab,a}$
O _{Ma}	48.75	62.56	37.91	73.15	31
Y _{Ma}	90.92	-9.88	83.88	84.46	97
L _{Ma}	52.69	-62.9	19.95	66.0	162
C _{Ma}	59.61	-27.85	-44.43	52.45	238
V _{Ma}	28.39	22.72	-42.42	48.13	298
M _{Ma}	49.58	71.08	-9.19	71.67	353
N _{Ma}	20.0	0.0	0.0	0.0	0
W _{Ma}	95.0	0.0	0.0	0.0	0
R _{CIE}	39.92	58.74	27.99	65.07	25
J _{CIE}	81.26	-2.88	71.56	71.62	92
G _{CIE}	52.23	-42.41	13.6	44.55	162
B _{CIE}	30.57	1.41	-46.46	46.49	272

Data for maximum colour (Ma):

$LAB^*LAB^*_{Ma}$: 65 34 56

$LAB^*LCH^*_{Ma}$: 65 66 59

$lab^*rgb^*_{Ma}$: 1.0 0.5 0.0

$lab^*olv^*_{Ma}$: 1.0 0.4 0.0

triangle lightness t^*

%Gamut

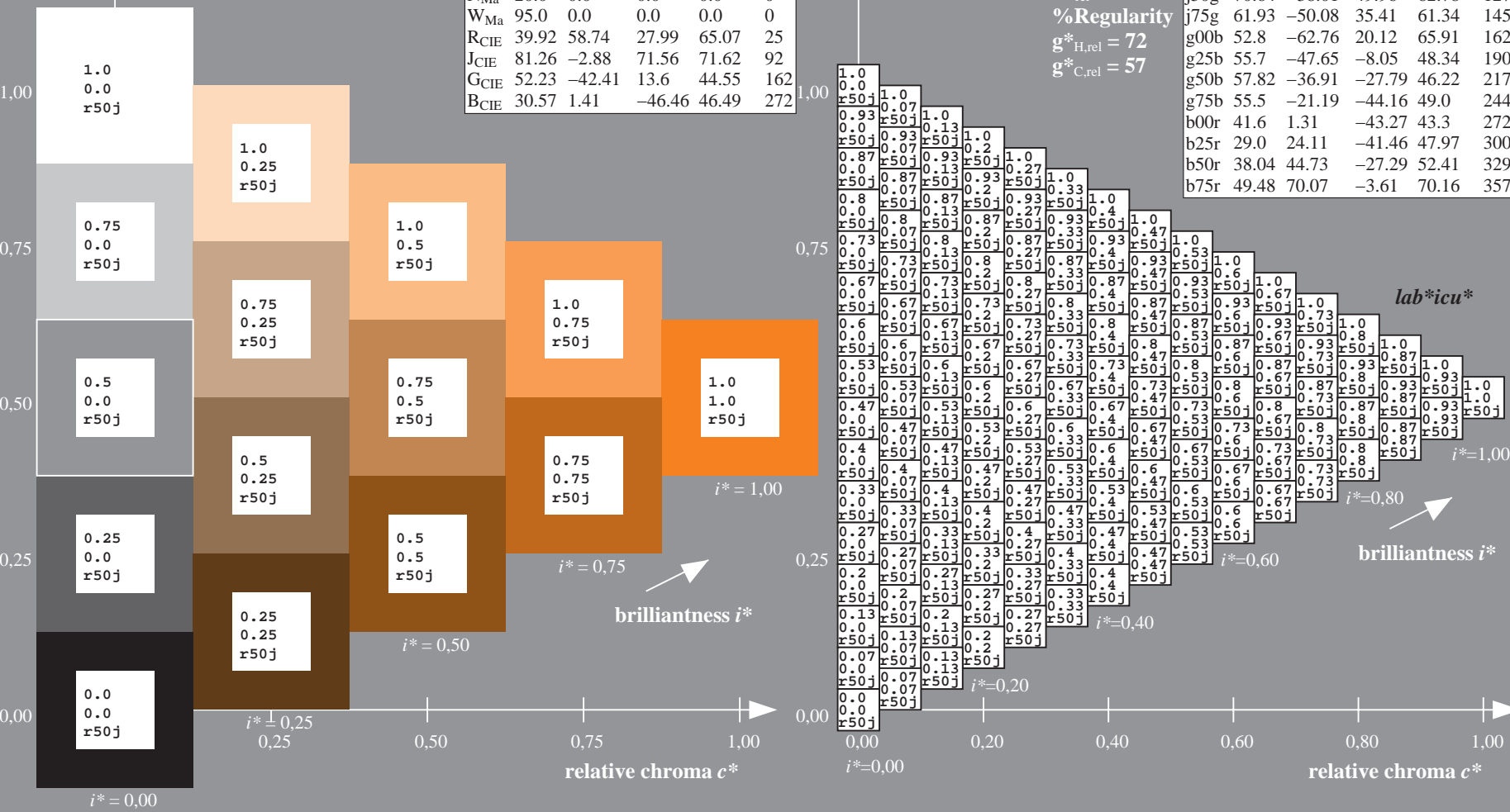
$u^*_{rel} = 83$

%Regularity

$g^*_{H,rel} = 72$

$g^*_{C,rel} = 57$

ORS20_95a; adapted (a) CIELAB data					
	$L^*=L^*_a$	a^*_a	b^*_a	$C^*_{ab,a}$	$h^*_{ab,a}$
r00j	48.88	63.91	30.45	70.79	25
r25j	55.85	50.36	45.65	67.97	42
r50j	65.45	33.86	56.12	65.54	59
r75j	75.19	17.13	66.73	68.89	76
j00g	87.03	-3.21	79.64	79.7	92
j25g	80.72	-24.03	66.82	71.01	110
j50g	70.64	-38.01	49.96	62.78	127
j75g	61.93	-50.08	35.41	61.34	145
g00b	52.8	-62.76	20.12	65.91	162
g25b	55.7	-47.65	-8.05	48.34	190
g50b	57.82	-36.91	-27.79	46.22	217
g75b	55.5	-21.19	-44.16	49.0	244
b00r	41.6	1.31	-43.27	43.3	272
b25r	29.0	24.11	-41.46	47.97	300
b50r	38.04	44.73	-27.29	52.41	329
b75r	49.48	70.07	-3.61	70.16	357



Input and output: Colorimetric Printer Reflective System ORS20_95a for relative CIELAB hue $h^* = lab^*h^* = h_{ab}/360 = 76/360 = 0.21$

data for any colour:

lab^*tch^* and lab^*icu^*

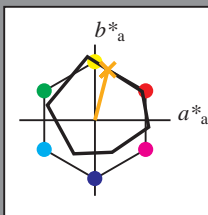
elementary hue text:

$u^* = r75j$

contrast reduction factor:

$c_R = 0.96$

triangle lightness t^*



ORS20_95a; adapted (a) CIELAB data

	$L^*=L^*_a$	a^*_a	b^*_a	$C^*_{ab,a}$	$h^*_{ab,a}$
O _{Ma}	48.75	62.56	37.91	73.15	31
Y _{Ma}	90.92	-9.88	83.88	84.46	97
L _{Ma}	52.69	-62.9	19.95	66.0	162
C _{Ma}	59.61	-27.85	-44.43	52.45	238
V _{Ma}	28.39	22.72	-42.42	48.13	298
M _{Ma}	49.58	71.08	-9.19	71.67	353
N _{Ma}	20.0	0.0	0.0	0.0	0
W _{Ma}	95.0	0.0	0.0	0.0	0
R _{CIE}	39.92	58.74	27.99	65.07	25
J _{CIE}	81.26	-2.88	71.56	71.62	92
G _{CIE}	52.23	-42.41	13.6	44.55	162
B _{CIE}	30.57	1.41	-46.46	46.49	272

Data for maximum colour (Ma):

$LAB^*LAB^*_{Ma}$: 75 17 67

$LAB^*LCH^*_{Ma}$: 75 69 76

$lab^*rgb^*_{Ma}$: 1.0 0.75 0.0

$lab^*olv^*_{Ma}$: 1.0 0.63 0.0

triangle lightness t^*

%Gamut

$u^*_{rel} = 83$

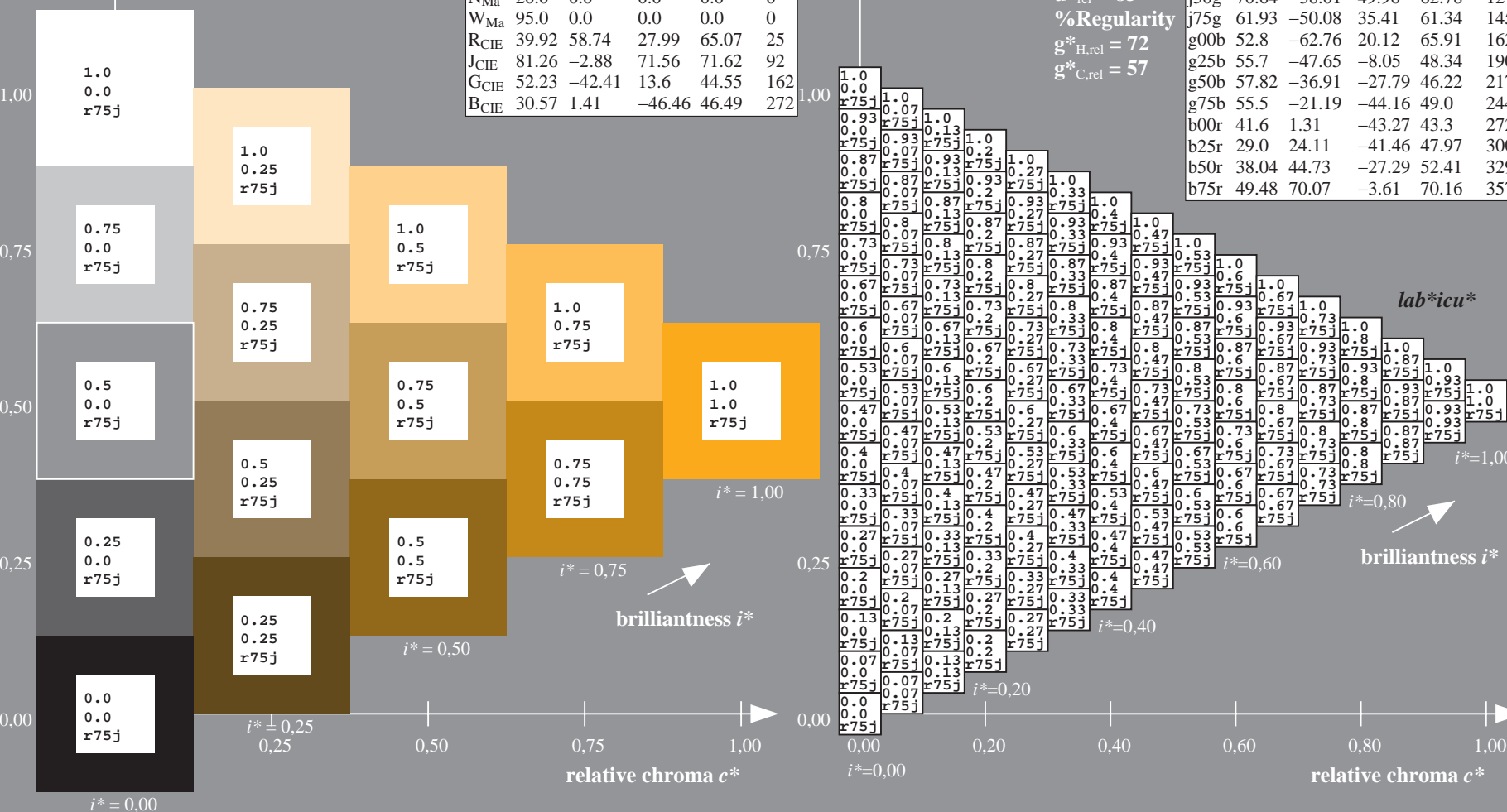
%Regularity

$g^*_{H,rel} = 72$

$g^*_{C,rel} = 57$

ORS20_95a; adapted (a) CIELAB data

	$L^*=L^*_a$	a^*_a	b^*_a	$C^*_{ab,a}$	$h^*_{ab,a}$
r00j	48.88	63.91	30.45	70.79	25
r25j	55.85	50.36	45.65	67.97	42
r50j	65.45	33.86	56.12	65.54	59
r75j	75.19	17.13	66.73	68.89	76
j00g	87.03	-3.21	79.64	79.7	92
j25g	80.72	-24.03	66.82	71.01	110
j50g	70.64	-38.01	49.96	62.78	127
j75g	61.93	-50.08	35.41	61.34	145
g00b	52.8	-62.76	20.12	65.91	162
g25b	55.7	-47.65	-8.05	48.34	190
g50b	57.82	-36.91	-27.79	46.22	217
g75b	55.5	-21.19	-44.16	49.0	244
b00r	41.6	1.31	-43.27	43.3	272
b25r	29.0	24.11	-41.46	47.97	300
b50r	38.04	44.73	-27.29	52.41	329
b75r	49.48	70.07	-3.61	70.16	357



BAM registration: 20080701-De99/10L/L99E00NP.PS/ .PDF
 application for evaluation and measurement of printer or monitor systems
 BAM material: code=rhadata

Input and output: Colorimetric Printer Reflective System ORS20_95a for relative CIELAB hue $h^* = lab^*h^* = h_{ab}/360 = 92/360 = 0.256$

data for any colour:

lab^*tch^* and lab^*icu^*

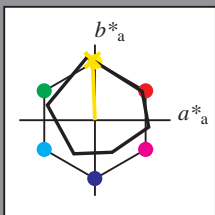
elementary hue text:

$u^* = j00g$

contrast reduction factor:

$c_R = 0.96$

triangle lightness t^*



ORS20_95a; adapted (a) CIELAB data					
	$L^*=L^*_a$	a^*_a	b^*_a	$C^*_{ab,a}$	$h^*_{ab,a}$
O _{Ma}	48.75	62.56	37.91	73.15	31
Y _{Ma}	90.92	-9.88	83.88	84.46	97
L _{Ma}	52.69	-62.9	19.95	66.0	162
C _{Ma}	59.61	-27.85	-44.43	52.45	238
V _{Ma}	28.39	22.72	-42.42	48.13	298
M _{Ma}	49.58	71.08	-9.19	71.67	353
N _{Ma}	20.0	0.0	0.0	0.0	0
W _{Ma}	95.0	0.0	0.0	0.0	0
R _{CIE}	39.92	58.74	27.99	65.07	25
J _{CIE}	81.26	-2.88	71.56	71.62	92
G _{CIE}	52.23	-42.41	13.6	44.55	162
B _{CIE}	30.57	1.41	-46.46	46.49	272

Data for maximum colour (Ma):

$LAB^*LAB^*_{Ma}$: 87 -2 80

$LAB^*LCH^*_{Ma}$: 87 80 92

$lab^*rgb^*_{Ma}$: 1.0 1.0 0.0

$lab^*olv^*_{Ma}$: 1.0 0.91 0.0

triangle lightness t^*

%Gamut

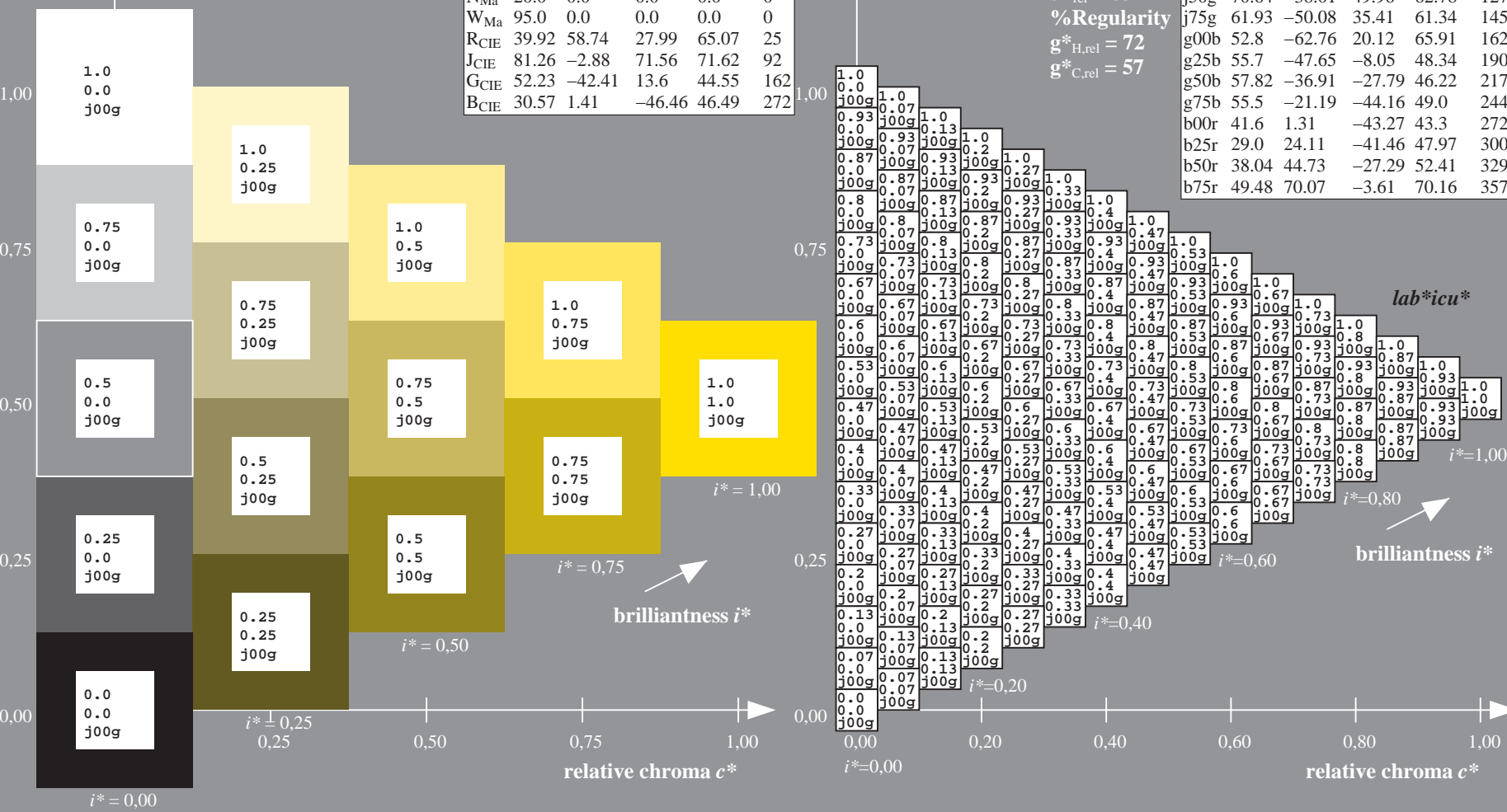
$u^*_{rel} = 83$

%Regularity

$g^*_{H,rel} = 72$

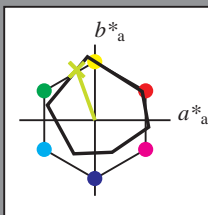
$g^*_{C,rel} = 57$

ORS20_95a; adapted (a) CIELAB data					
	$L^*=L^*_a$	a^*_a	b^*_a	$C^*_{ab,a}$	$h^*_{ab,a}$
r00j	48.88	63.91	30.45	70.79	25
r25j	55.85	50.36	45.65	67.97	42
r50j	65.45	33.86	56.12	65.54	59
r75j	75.19	17.13	66.73	68.89	76
j00g	87.03	-3.21	79.64	79.7	92
j25g	80.72	-24.03	66.82	71.01	110
j50g	70.64	-38.01	49.96	62.78	127
j75g	61.93	-50.08	35.41	61.34	145
g00b	52.8	-62.76	20.12	65.91	162
g25b	55.7	-47.65	-8.05	48.34	190
g50b	57.82	-36.91	-27.79	46.22	217
g75b	55.5	-21.19	-44.16	49.0	244
b00r	41.6	1.31	-43.27	43.3	272
b25r	29.0	24.11	-41.46	47.97	300
b50r	38.04	44.73	-27.29	52.41	329
b75r	49.48	70.07	-3.61	70.16	357



Input and output: Colorimetric Printer Reflective System ORS20_95a for relative CIELAB hue $h^* = lab^*h^* = h_{ab}/360 = 110/360 = 0.305$

data for any colour:
 lab^*tch^* and lab^*icu^*
 elementary hue text:
 $u^* = j25g$
 contrast reduction factor:
 $c_R = 0.96$
 triangle lightness t^*



ORS20_95a; adapted (a) CIELAB data					
	$L^*=L^*_a$	a^*_a	b^*_a	$C^*_{ab,a}$	$h^*_{ab,a}$
O _{Ma}	48.75	62.56	37.91	73.15	31
Y _{Ma}	90.92	-9.88	83.88	84.46	97
L _{Ma}	52.69	-62.9	19.95	66.0	162
C _{Ma}	59.61	-27.85	-44.43	52.45	238
V _{Ma}	28.39	22.72	-42.42	48.13	298
M _{Ma}	49.58	71.08	-9.19	71.67	353
N _{Ma}	20.0	0.0	0.0	0.0	0
W _{Ma}	95.0	0.0	0.0	0.0	0
R _{CIE}	39.92	58.74	27.99	65.07	25
J _{CIE}	81.26	-2.88	71.56	71.62	92
G _{CIE}	52.23	-42.41	13.6	44.55	162
B _{CIE}	30.57	1.41	-46.46	46.49	272

Data for maximum colour (Ma):

$LAB^*LAB^*_{Ma}$: 81 -23 67

$LAB^*LCH^*_{Ma}$: 81 71 110

$lab^*rgb^*_{Ma}$: 0.75 1.0 0.0

$lab^*olv^*_{Ma}$: 0.73 1.0 0.0

triangle lightness t^*

%Gamut

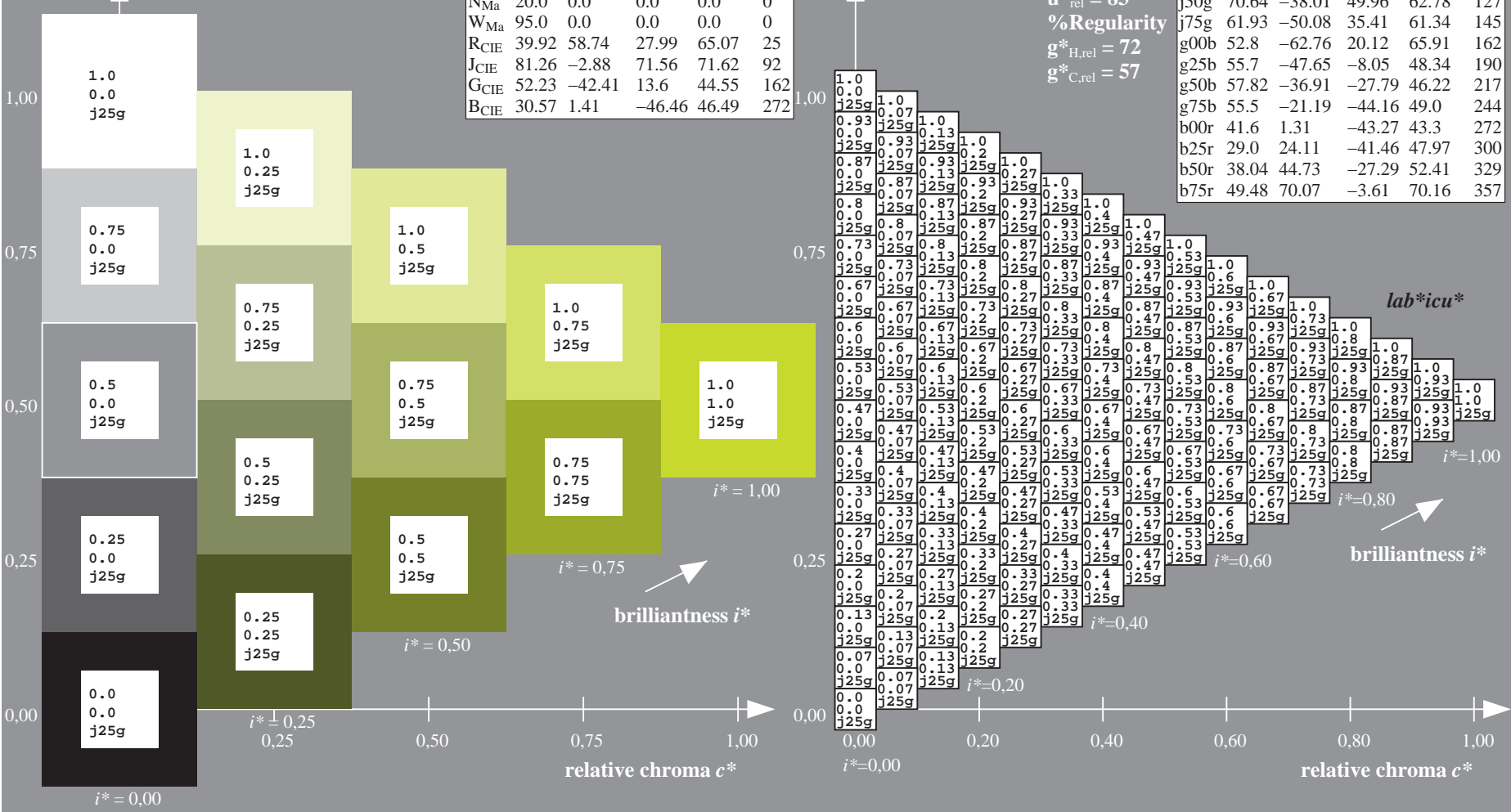
$u^*_{rel} = 83$

%Regularity

$g^*_{H,rel} = 72$

$g^*_{C,rel} = 57$

ORS20_95a; adapted (a) CIELAB data					
	$L^*=L^*_a$	a^*_a	b^*_a	$C^*_{ab,a}$	$h^*_{ab,a}$
r00j	48.88	63.91	30.45	70.79	25
r25j	55.85	50.36	45.65	67.97	42
r50j	65.45	33.86	56.12	65.54	59
r75j	75.19	17.13	66.73	68.89	76
j00g	87.03	-3.21	79.64	79.7	92
j25g	80.72	-24.03	66.82	71.01	110
j50g	70.64	-38.01	49.96	62.78	127
j75g	61.93	-50.08	35.41	61.34	145
g00b	52.8	-62.76	20.12	65.91	162
g25b	55.7	-47.65	-8.05	48.34	190
g50b	57.82	-36.91	-27.79	46.22	217
g75b	55.5	-21.19	-44.16	49.0	244
b00r	41.6	1.31	-43.27	43.3	272
b25r	29.0	24.11	-41.46	47.97	300
b50r	38.04	44.73	-27.29	52.41	329
b75r	49.48	70.07	-3.61	70.16	357

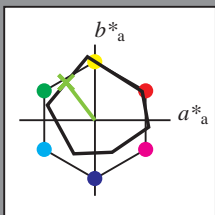


See for similar files: <http://www.ps.bam.de/De99/>; www.ps.bam.de/De.HTM
 Technical information: <http://www.ps.bam.de> Version 2.1, io=1,1, ColSPx=1

BAM registration: 20080701-De99/10L/L99E00NP.PS/ .PDF BAM material: code=rhadata
 application for evaluation and measurement of printer or monitor systems

Input and output: Colorimetric Printer Reflective System ORS20_95a for relative CIELAB hue $h^* = lab^*h^* = h_{ab}/360 = 127/360 = 0.354$

data for any colour:
 lab^*tch^* and lab^*icu^*
 elementary hue text:
 $u^* = j50g$
 contrast reduction factor:
 $c_R = 0.96$
 triangle lightness t^*



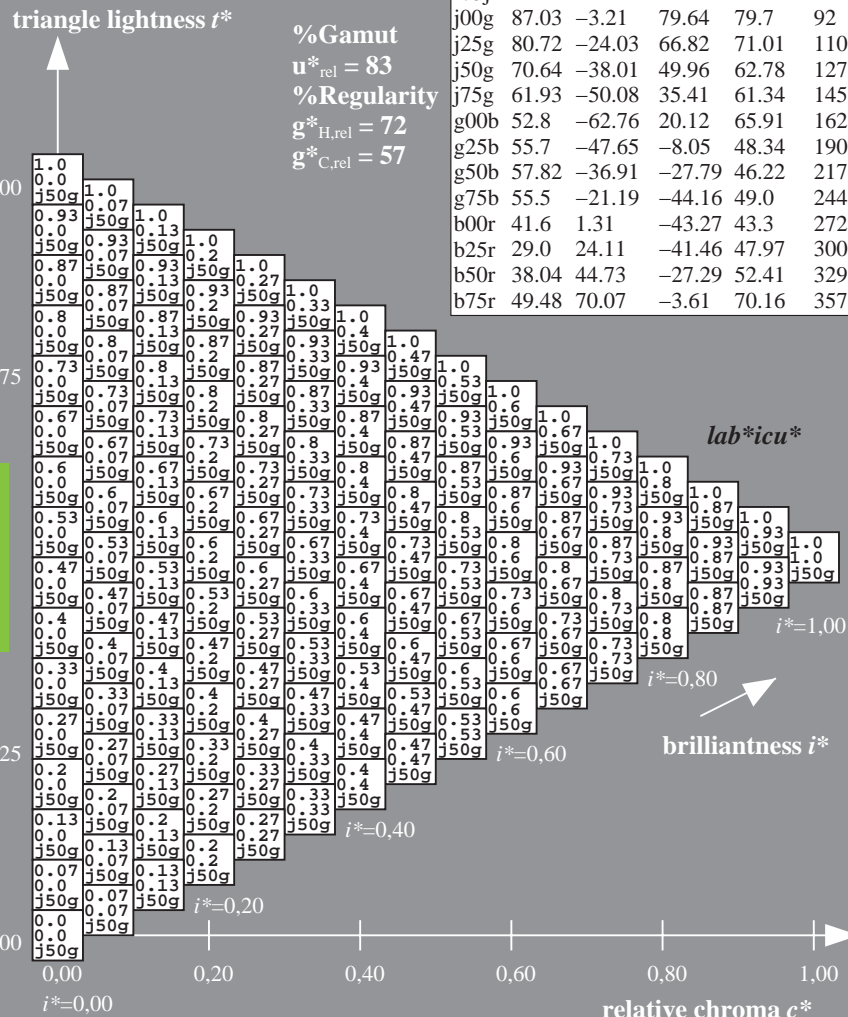
ORS20_95a; adapted (a) CIELAB data					
	$L^*=L^*_a$	a^*_a	b^*_a	$C^*_{ab,a}$	$h^*_{ab,a}$
O _{Ma}	48.75	62.56	37.91	73.15	31
Y _{Ma}	90.92	-9.88	83.88	84.46	97
L _{Ma}	52.69	-62.9	19.95	66.0	162
C _{Ma}	59.61	-27.85	-44.43	52.45	238
V _{Ma}	28.39	22.72	-42.42	48.13	298
M _{Ma}	49.58	71.08	-9.19	71.67	353
N _{Ma}	20.0	0.0	0.0	0.0	0
W _{Ma}	95.0	0.0	0.0	0.0	0
R _{CIE}	39.92	58.74	27.99	65.07	25
J _{CIE}	81.26	-2.88	71.56	71.62	92
G _{CIE}	52.23	-42.41	13.6	44.55	162
B _{CIE}	30.57	1.41	-46.46	46.49	272

Data for maximum colour (Ma):

$LAB^*LAB^*_{Ma}$: 71 -37 50
 $LAB^*LCH^*_{Ma}$: 71 63 127
 $lab^*rgb^*_{Ma}$: 0.5 1.0 0.0
 $lab^*olv^*_{Ma}$: 0.47 1.0 0.0

ORS20_95a; adapted (a) CIELAB data					
	$L^*=L^*_a$	a^*_a	b^*_a	$C^*_{ab,a}$	$h^*_{ab,a}$
r00j	48.88	63.91	30.45	70.79	25
r25j	55.85	50.36	45.65	67.97	42
r50j	65.45	33.86	56.12	65.54	59
r75j	75.19	17.13	66.73	68.89	76
j00g	87.03	-3.21	79.64	79.7	92
j25g	80.72	-24.03	66.82	71.01	110
j50g	70.64	-38.01	49.96	62.78	127
j75g	61.93	-50.08	35.41	61.34	145
g00b	52.8	-62.76	20.12	65.91	162
g25b	55.7	-47.65	-8.05	48.34	190
g50b	57.82	-36.91	-27.79	46.22	217
g75b	55.5	-21.19	-44.16	49.0	244
b00r	41.6	1.31	-43.27	43.3	272
b25r	29.0	24.11	-41.46	47.97	300
b50r	38.04	44.73	-27.29	52.41	329
b75r	49.48	70.07	-3.61	70.16	357

%Gamut
 $u^*_{rel} = 83$
 %Regularity
 $g^*_{H,rel} = 72$
 $g^*_{C,rel} = 57$

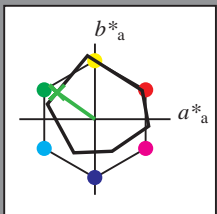


See for similar files: <http://www.ps.bam.de/De99/>; www.ps.bam.de/De.HTM
 Technical information: <http://www.ps.bam.de> Version 2.1, io=1,1, ColSPx=1

BAM registration: 20080701-De99/10L/L99E00NP.PS/ .PDF BAM material: code=rhadata
 application for evaluation and measurement of printer or monitor systems

Input and output: Colorimetric Printer Reflective System ORS20_95a for relative CIELAB hue $h^* = lab^*h^* = h_{ab}/360 = 145/360 = 0.402$
 data for any colour:

lab^*tch^* and lab^*icu^*
 elementary hue text:
 $u^* = j75g$
 contrast reduction factor:
 $c_R = 0.96$
 triangle lightness t^*



ORS20_95a; adapted (a) CIELAB data

	$L^*=L^*_a$	a^*_a	b^*_a	$C^*_{ab,a}$	$h^*_{ab,a}$
O _{Ma}	48.75	62.56	37.91	73.15	31
Y _{Ma}	90.92	-9.88	83.88	84.46	97
L _{Ma}	52.69	-62.9	19.95	66.0	162
C _{Ma}	59.61	-27.85	-44.43	52.45	238
V _{Ma}	28.39	22.72	-42.42	48.13	298
M _{Ma}	49.58	71.08	-9.19	71.67	353
N _{Ma}	20.0	0.0	0.0	0.0	0
W _{Ma}	95.0	0.0	0.0	0.0	0
R _{CIE}	39.92	58.74	27.99	65.07	25
J _{CIE}	81.26	-2.88	71.56	71.62	92
G _{CIE}	52.23	-42.41	13.6	44.55	162
B _{CIE}	30.57	1.41	-46.46	46.49	272

Data for maximum colour (Ma):

$LAB^*LAB^*_{Ma}$: 62 -49 35

$LAB^*LCH^*_{Ma}$: 62 61 145

$lab^*rgb^*_{Ma}$: 0.25 1.0 0.0

$lab^*olv^*_{Ma}$: 0.24 1.0 0.0

triangle lightness t^*

%Gamut

$u^*_{rel} = 83$

%Regularity

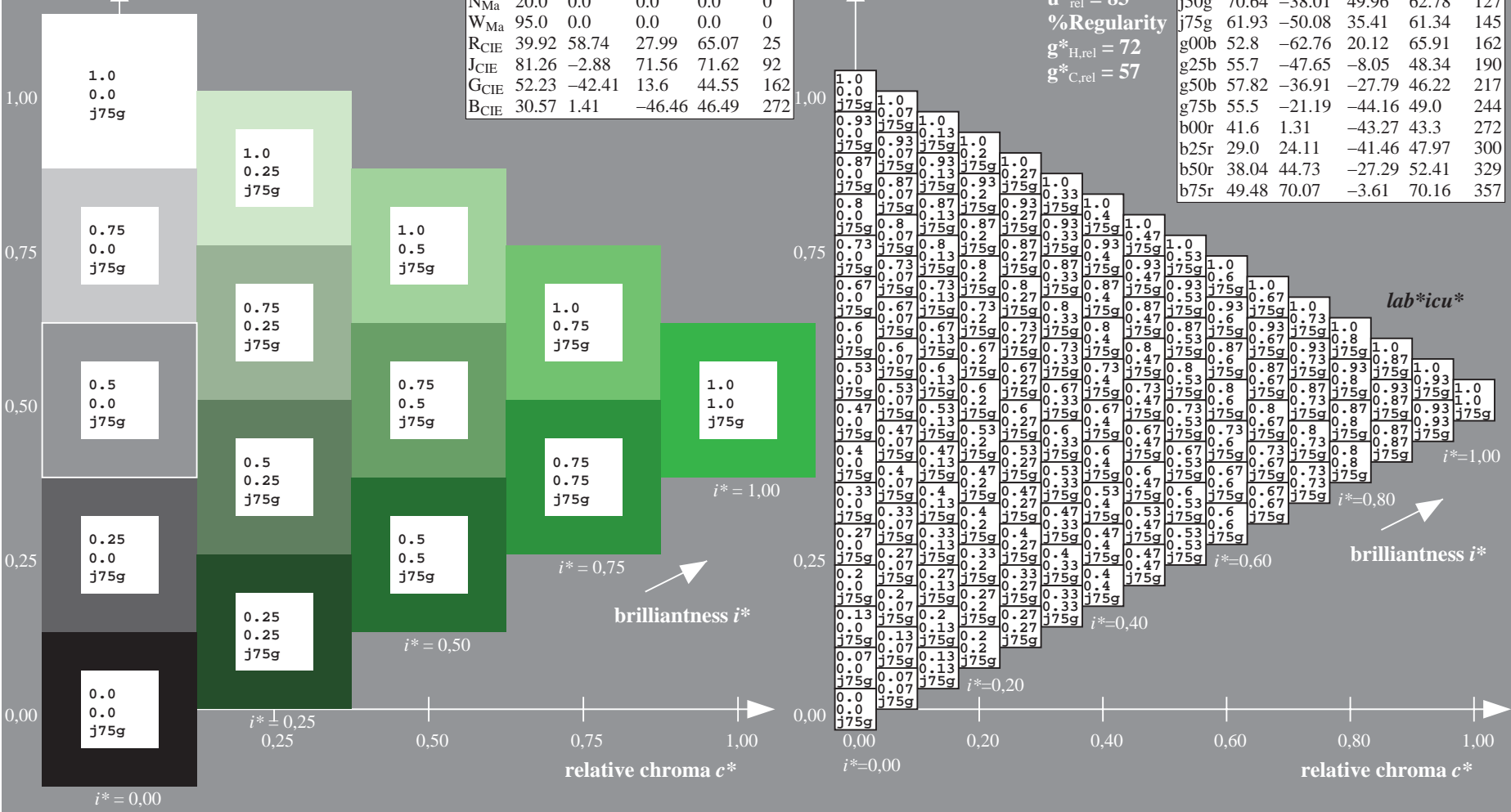
$g^*_{H,rel} = 72$

$g^*_{C,rel} = 57$

$u^* = j75g$
 lab^*icu^*

ORS20_95a; adapted (a) CIELAB data

	$L^*=L^*_a$	a^*_a	b^*_a	$C^*_{ab,a}$	$h^*_{ab,a}$
r00j	48.88	63.91	30.45	70.79	25
r25j	55.85	50.36	45.65	67.97	42
r50j	65.45	33.86	56.12	65.54	59
r75j	75.19	17.13	66.73	68.89	76
j00g	87.03	-3.21	79.64	79.7	92
j25g	80.72	-24.03	66.82	71.01	110
j50g	70.64	-38.01	49.96	62.78	127
j75g	61.93	-50.08	35.41	61.34	145
g00b	52.8	-62.76	20.12	65.91	162
g25b	55.7	-47.65	-8.05	48.34	190
g50b	57.82	-36.91	-27.79	46.22	217
g75b	55.5	-21.19	-44.16	49.0	244
b00r	41.6	1.31	-43.27	43.3	272
b25r	29.0	24.11	-41.46	47.97	300
b50r	38.04	44.73	-27.29	52.41	329
b75r	49.48	70.07	-3.61	70.16	357

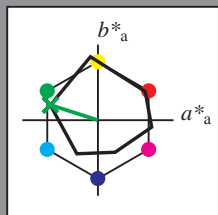


See for similar files: <http://www.ps.bam.de/De99/>; www.ps.bam.de/De.HTM
 Technical information: <http://www.ps.bam.de> Version 2.1, io=1,1, ColSPx=1

BAM registration: 20080701-De99/10L/L99E00NP.PS/ .PDF BAM material: code=rhadata
 application for evaluation and measurement of printer or monitor systems

Input and output: Colorimetric Printer Reflective System ORS20_95a for relative CIELAB hue $h^* = lab^*h^* = h_{ab}/360 = 162/360 = 0.451$

data for any colour:
 lab^*tch^* and lab^*icu^*
 elementary hue text:
 $u^* = g00b$
 contrast reduction factor:
 $c_R = 0.96$
 triangle lightness t^*



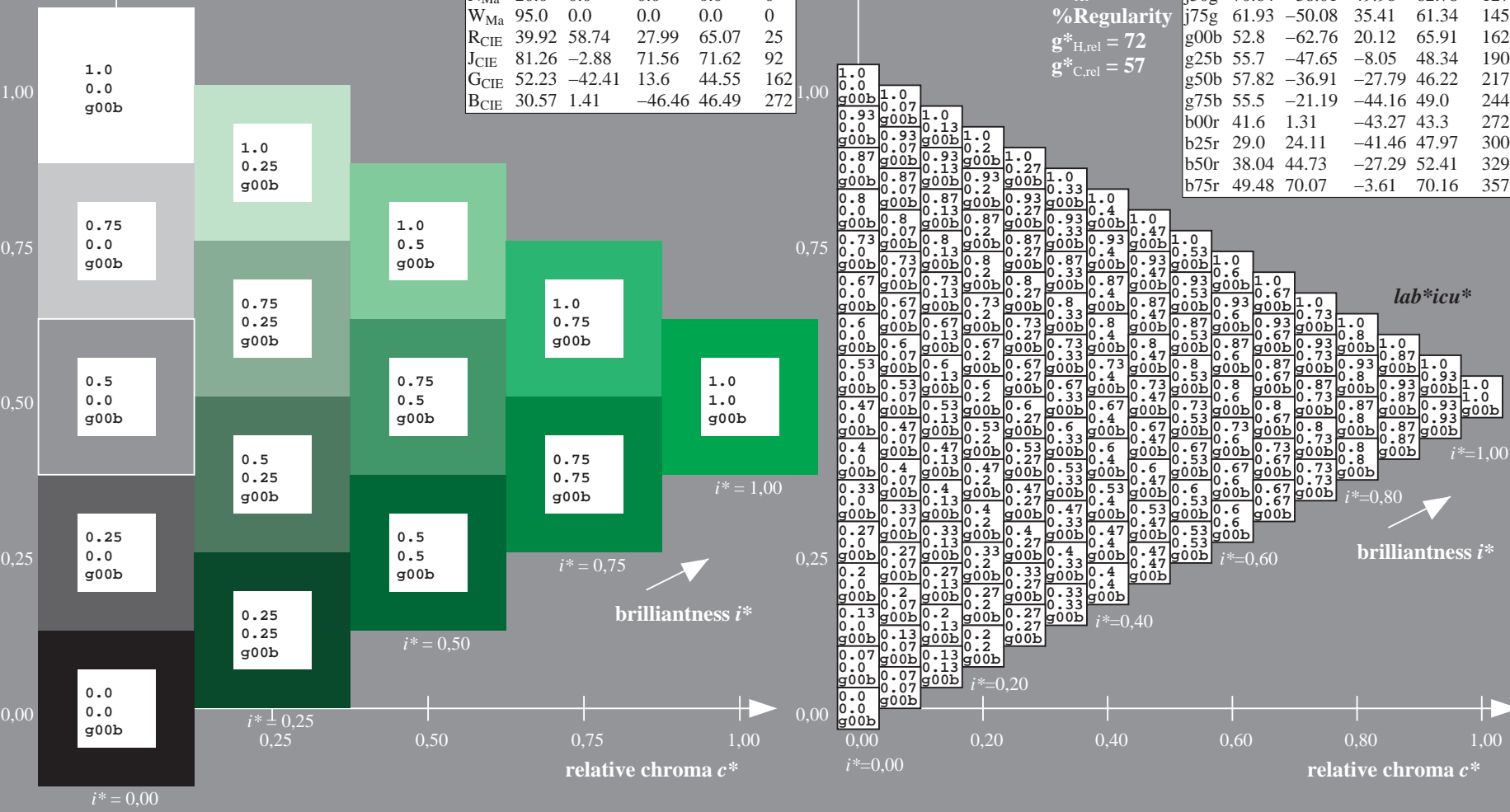
ORS20_95a; adapted (a) CIELAB data					
	$L^*=L^*_a$	a^*_a	b^*_a	$C^*_{ab,a}$	$h^*_{ab,a}$
O _{Ma}	48.75	62.56	37.91	73.15	31
Y _{Ma}	90.92	-9.88	83.88	84.46	97
L _{Ma}	52.69	-62.9	19.95	66.0	162
C _{Ma}	59.61	-27.85	-44.43	52.45	238
V _{Ma}	28.39	22.72	-42.42	48.13	298
M _{Ma}	49.58	71.08	-9.19	71.67	353
N _{Ma}	20.0	0.0	0.0	0.0	0
W _{Ma}	95.0	0.0	0.0	0.0	0
R _{CIE}	39.92	58.74	27.99	65.07	25
J _{CIE}	81.26	-2.88	71.56	71.62	92
G _{CIE}	52.23	-42.41	13.6	44.55	162
B _{CIE}	30.57	1.41	-46.46	46.49	272

Data for maximum colour (Ma):

$LAB^*LAB^*_{Ma}$: 53 -62 20
 $LAB^*LCH^*_{Ma}$: 53 66 162
 $lab^*rgb^*_{Ma}$: 0.0 1.0 0.0
 $lab^*olv^*_{Ma}$: 0.0 1.0 0.0

ORS20_95a; adapted (a) CIELAB data					
	$L^*=L^*_a$	a^*_a	b^*_a	$C^*_{ab,a}$	$h^*_{ab,a}$
r00j	48.88	63.91	30.45	70.79	25
r25j	55.85	50.36	45.65	67.97	42
r50j	65.45	33.86	56.12	65.54	59
r75j	75.19	17.13	66.73	68.89	76
j00g	87.03	-3.21	79.64	79.7	92
j25g	80.72	-24.03	66.82	71.01	110
j50g	70.64	-38.01	49.96	62.78	127
j75g	61.93	-50.08	35.41	61.34	145
g00b	52.8	-62.76	20.12	65.91	162
g25b	55.7	-47.65	-8.05	48.34	190
g50b	57.82	-36.91	-27.79	46.22	217
g75b	55.5	-21.19	-44.16	49.0	244
b00r	41.6	1.31	-43.27	43.3	272
b25r	29.0	24.11	-41.46	47.97	300
b50r	38.04	44.73	-27.29	52.41	329
b75r	49.48	70.07	-3.61	70.16	357

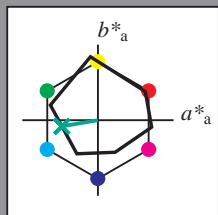
triangle lightness t^*
 %Gamut
 $u^*_{rel} = 83$
 %Regularity
 $g^*_{H,rel} = 72$
 $g^*_{C,rel} = 57$



BAM registration: 20080701-De99/10L/L99E00NP.PS/ .PDF
 application for evaluation and measurement of printer or monitor systems
 BAM material: code=rhadata

Input and output: Colorimetric Printer Reflective System ORS20_95a for relative CIELAB hue $h^* = lab^*h^* = h_{ab}/360 = 190/360 = 0.527$

data for any colour:
 lab^*tch^* and lab^*icu^*
 elementary hue text:
 $u^* = g25b$
 contrast reduction factor:
 $c_R = 0.96$
 triangle lightness t^*



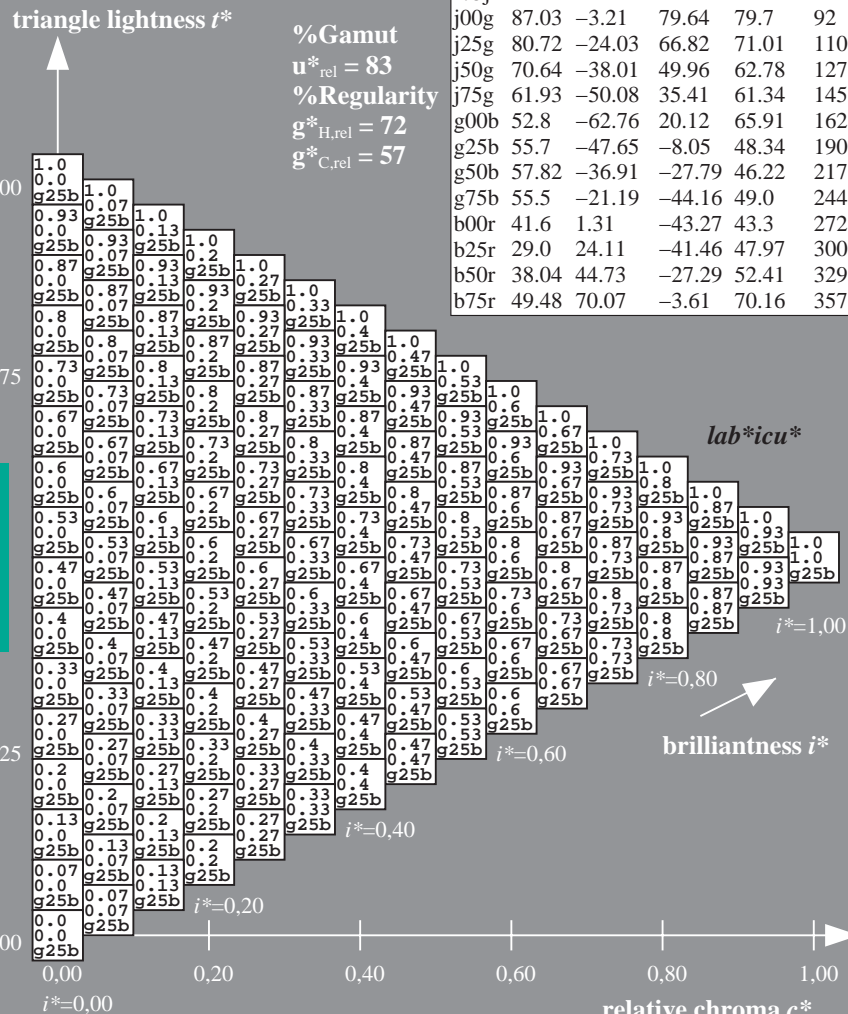
ORS20_95a; adapted (a) CIELAB data					
	$L^*=L^*_a$	a^*_a	b^*_a	$C^*_{ab,a}$	$h^*_{ab,a}$
O _{Ma}	48.75	62.56	37.91	73.15	31
Y _{Ma}	90.92	-9.88	83.88	84.46	97
L _{Ma}	52.69	-62.9	19.95	66.0	162
C _{Ma}	59.61	-27.85	-44.43	52.45	238
V _{Ma}	28.39	22.72	-42.42	48.13	298
M _{Ma}	49.58	71.08	-9.19	71.67	353
N _{Ma}	20.0	0.0	0.0	0.0	0
W _{Ma}	95.0	0.0	0.0	0.0	0
R _{CIE}	39.92	58.74	27.99	65.07	25
J _{CIE}	81.26	-2.88	71.56	71.62	92
G _{CIE}	52.23	-42.41	13.6	44.55	162
B _{CIE}	30.57	1.41	-46.46	46.49	272

Data for maximum colour (Ma):

$LAB^*LAB^*_{Ma}$: 56 -47 -7
 $LAB^*LCH^*_{Ma}$: 56 48 190
 $lab^*rgb^*_{Ma}$: 0.0 1.0 0.5
 $lab^*olv^*_{Ma}$: 0.0 1.0 0.44

ORS20_95a; adapted (a) CIELAB data					
	$L^*=L^*_a$	a^*_a	b^*_a	$C^*_{ab,a}$	$h^*_{ab,a}$
r00j	48.88	63.91	30.45	70.79	25
r25j	55.85	50.36	45.65	67.97	42
r50j	65.45	33.86	56.12	65.54	59
r75j	75.19	17.13	66.73	68.89	76
j00g	87.03	-3.21	79.64	79.7	92
j25g	80.72	-24.03	66.82	71.01	110
j50g	70.64	-38.01	49.96	62.78	127
j75g	61.93	-50.08	35.41	61.34	145
g00b	52.8	-62.76	20.12	65.91	162
g25b	55.7	-47.65	-8.05	48.34	190
g50b	57.82	-36.91	-27.79	46.22	217
g75b	55.5	-21.19	-44.16	49.0	244
b00r	41.6	1.31	-43.27	43.3	272
b25r	29.0	24.11	-41.46	47.97	300
b50r	38.04	44.73	-27.29	52.41	329
b75r	49.48	70.07	-3.61	70.16	357

%Gamut
 $u^*_{rel} = 83$
 %Regularity
 $g^*_{H,rel} = 72$
 $g^*_{C,rel} = 57$

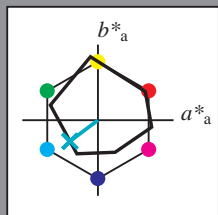


BAM registration: 20080701-De99/10L/L99E00NP.PS/ .PDF
 application for evaluation and measurement of printer or monitor systems
 BAM material: code=rhadata

See for similar files: <http://www.ps.bam.de/De99/>; www.ps.bam.de/De.HTM
 Technical information: <http://www.ps.bam.de>
 Version 2.1, io=1,1, ColSPx=1

Input and output: Colorimetric Printer Reflective System ORS20_95a for relative CIELAB hue $h^* = lab^*h^* = h_{ab}/360 = 217/360 = 0.603$

data for any colour:
 lab^*tch^* and lab^*icu^*
 elementary hue text:
 $u^* = g50b$
 contrast reduction factor:
 $c_R = 0.96$
 triangle lightness t^*



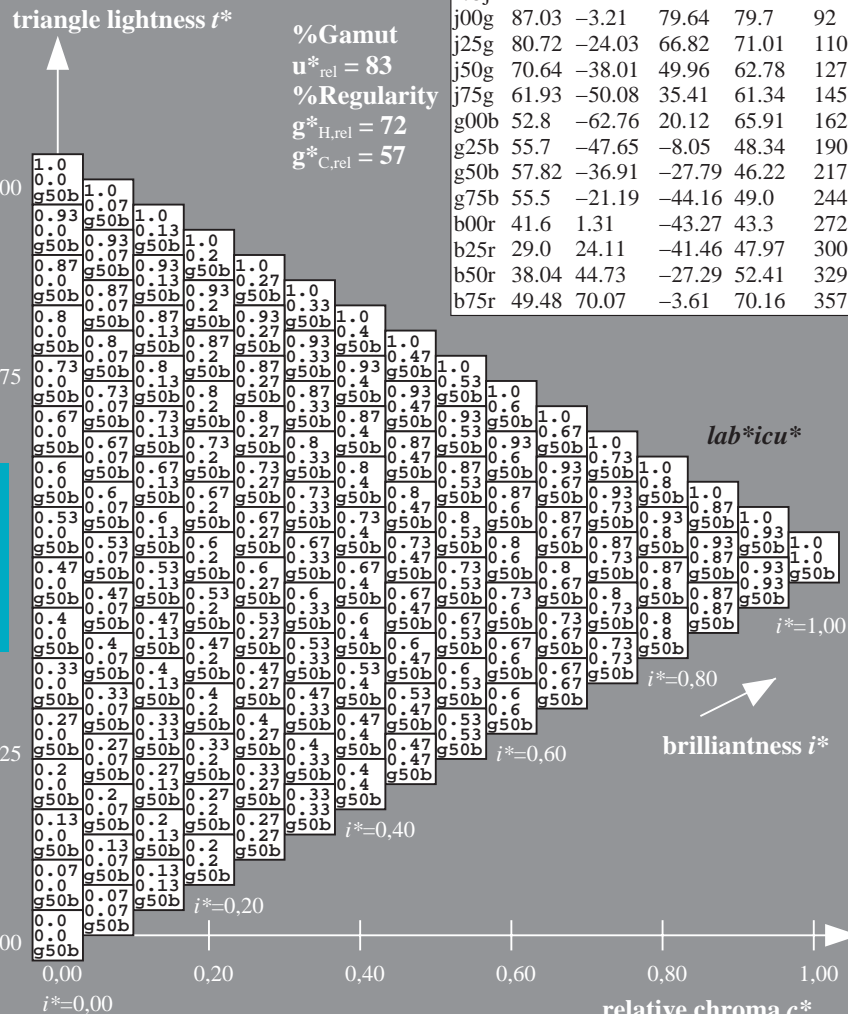
ORS20_95a; adapted (a) CIELAB data					
	$L^*=L^*_a$	a^*_a	b^*_a	$C^*_{ab,a}$	$h^*_{ab,a}$
O _{Ma}	48.75	62.56	37.91	73.15	31
Y _{Ma}	90.92	-9.88	83.88	84.46	97
L _{Ma}	52.69	-62.9	19.95	66.0	162
C _{Ma}	59.61	-27.85	-44.43	52.45	238
V _{Ma}	28.39	22.72	-42.42	48.13	298
M _{Ma}	49.58	71.08	-9.19	71.67	353
N _{Ma}	20.0	0.0	0.0	0.0	0
W _{Ma}	95.0	0.0	0.0	0.0	0
R _{CIE}	39.92	58.74	27.99	65.07	25
J _{CIE}	81.26	-2.88	71.56	71.62	92
G _{CIE}	52.23	-42.41	13.6	44.55	162
B _{CIE}	30.57	1.41	-46.46	46.49	272

Data for maximum colour (Ma):

$LAB^*LAB^*_{Ma}$: 58 -36 -27
 $LAB^*LCH^*_{Ma}$: 58 46 217
 $lab^*rgb^*_{Ma}$: 0.0 1.0 1.0
 $lab^*olv^*_{Ma}$: 0.0 1.0 0.74

ORS20_95a; adapted (a) CIELAB data					
	$L^*=L^*_a$	a^*_a	b^*_a	$C^*_{ab,a}$	$h^*_{ab,a}$
r00j	48.88	63.91	30.45	70.79	25
r25j	55.85	50.36	45.65	67.97	42
r50j	65.45	33.86	56.12	65.54	59
r75j	75.19	17.13	66.73	68.89	76
j00g	87.03	-3.21	79.64	79.7	92
j25g	80.72	-24.03	66.82	71.01	110
j50g	70.64	-38.01	49.96	62.78	127
j75g	61.93	-50.08	35.41	61.34	145
g00b	52.8	-62.76	20.12	65.91	162
g25b	55.7	-47.65	-8.05	48.34	190
g50b	57.82	-36.91	-27.79	46.22	217
g75b	55.5	-21.19	-44.16	49.0	244
b00r	41.6	1.31	-43.27	43.3	272
b25r	29.0	24.11	-41.46	47.97	300
b50r	38.04	44.73	-27.29	52.41	329
b75r	49.48	70.07	-3.61	70.16	357

%Gamut
 $u^*_{rel} = 83$
 %Regularity
 $g^*_{H,rel} = 72$
 $g^*_{C,rel} = 57$

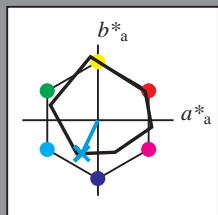


BAM registration: 20080701-De99/10L/L99E00NP.PS/ .PDF
 application for evaluation and measurement of printer or monitor systems
 BAM material: code=rhadata

See for similar files: <http://www.ps.bam.de/De99/>; www.ps.bam.de/De.HTM
 Technical information: <http://www.ps.bam.de>
 Version 2.1, io=1,1, ColSPx=1

Input and output: Colorimetric Printer Reflective System ORS20_95a for relative CIELAB hue $h^* = lab^*h^* = h_{ab}/360 = 244/360 = 0.679$

data for any colour:
 lab^*tch^* and lab^*icu^*
 elementary hue text:
 $u^* = g75b$
 contrast reduction factor:
 $c_R = 0.96$
 triangle lightness t^*



ORS20_95a; adapted (a) CIELAB data

	$L^*=L^*_a$	a^*_a	b^*_a	$C^*_{ab,a}$	$h^*_{ab,a}$
O _{Ma}	48.75	62.56	37.91	73.15	31
Y _{Ma}	90.92	-9.88	83.88	84.46	97
L _{Ma}	52.69	-62.9	19.95	66.0	162
C _{Ma}	59.61	-27.85	-44.43	52.45	238
V _{Ma}	28.39	22.72	-42.42	48.13	298
M _{Ma}	49.58	71.08	-9.19	71.67	353
N _{Ma}	20.0	0.0	0.0	0.0	0
W _{Ma}	95.0	0.0	0.0	0.0	0
R _{CIE}	39.92	58.74	27.99	65.07	25
J _{CIE}	81.26	-2.88	71.56	71.62	92
G _{CIE}	52.23	-42.41	13.6	44.55	162
B _{CIE}	30.57	1.41	-46.46	46.49	272

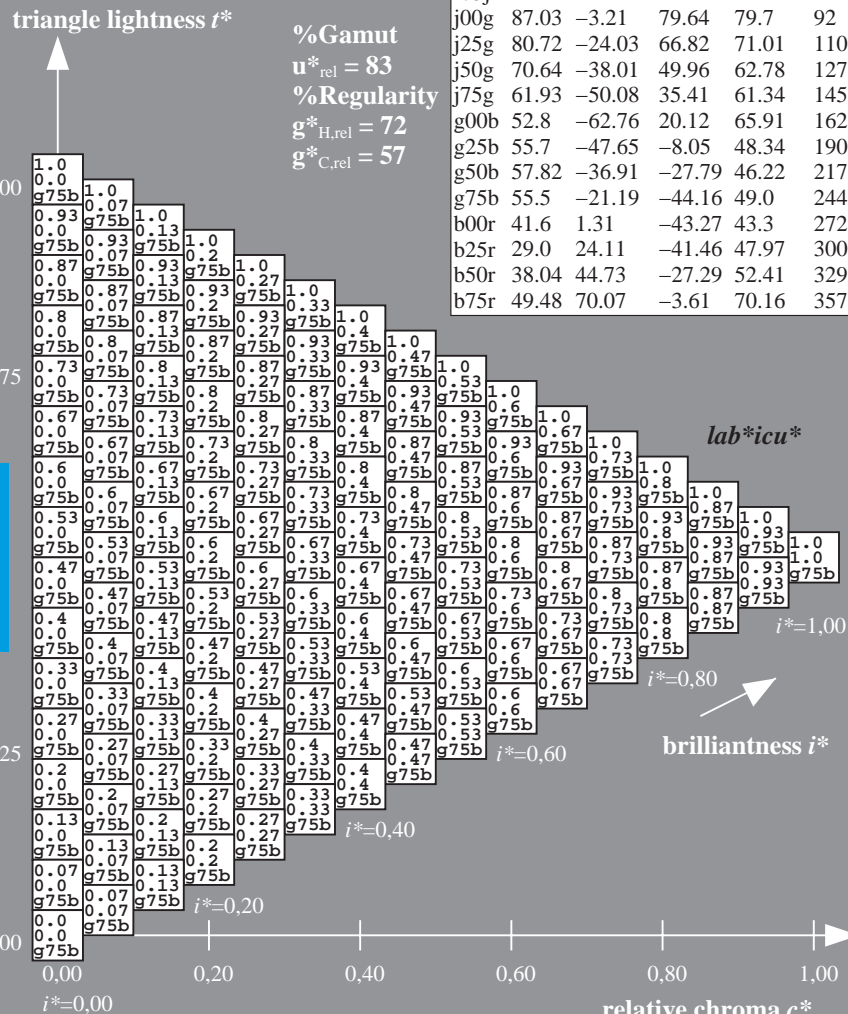
Data for maximum colour (Ma):

$LAB^*LAB^*_{Ma}$: 55 -20 -43
 $LAB^*LCH^*_{Ma}$: 55 49 244
 $lab^*rgb^*_{Ma}$: 0.0 0.5 1.0
 $lab^*olv^*_{Ma}$: 0.0 0.87 1.0

ORS20_95a; adapted (a) CIELAB data

	$L^*=L^*_a$	a^*_a	b^*_a	$C^*_{ab,a}$	$h^*_{ab,a}$
r00j	48.88	63.91	30.45	70.79	25
r25j	55.85	50.36	45.65	67.97	42
r50j	65.45	33.86	56.12	65.54	59
r75j	75.19	17.13	66.73	68.89	76
j00g	87.03	-3.21	79.64	79.7	92
j25g	80.72	-24.03	66.82	71.01	110
j50g	70.64	-38.01	49.96	62.78	127
j75g	61.93	-50.08	35.41	61.34	145
g00b	52.8	-62.76	20.12	65.91	162
g25b	55.7	-47.65	-8.05	48.34	190
g50b	57.82	-36.91	-27.79	46.22	217
g75b	55.5	-21.19	-44.16	49.0	244
b00r	41.6	1.31	-43.27	43.3	272
b25r	29.0	24.11	-41.46	47.97	300
b50r	38.04	44.73	-27.29	52.41	329
b75r	49.48	70.07	-3.61	70.16	357

%Gamut
 $u^*_{rel} = 83$
 %Regularity
 $g^*_{H,rel} = 72$
 $g^*_{C,rel} = 57$

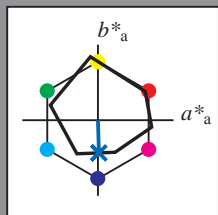


See for similar files: <http://www.ps.bam.de/De99/>; www.ps.bam.de/De.HTM
 Technical information: <http://www.ps.bam.de>
 Version 2.1, io=1,1, ColSPx=1

BAM registration: 20080701-De99/10L/L99E00NP.PS/ .PDF
 application for evaluation and measurement of printer or monitor systems
 BAM material: code=rhadata

Input and output: Colorimetric Printer Reflective System ORS20_95a for relative CIELAB hue $h^* = lab^*h^* = h_{ab}/360 = 272/360 = 0.755$

data for any colour:
 lab^*tch^* and lab^*icu^*
 elementary hue text:
 $u^* = b00r$
 contrast reduction factor:
 $c_R = 0.96$
 triangle lightness t^*



ORS20_95a; adapted (a) CIELAB data

	$L^*=L^*_a$	a^*_a	b^*_a	$C^*_{ab,a}$	$h^*_{ab,a}$
O _{Ma}	48.75	62.56	37.91	73.15	31
Y _{Ma}	90.92	-9.88	83.88	84.46	97
L _{Ma}	52.69	-62.9	19.95	66.0	162
C _{Ma}	59.61	-27.85	-44.43	52.45	238
V _{Ma}	28.39	22.72	-42.42	48.13	298
M _{Ma}	49.58	71.08	-9.19	71.67	353
N _{Ma}	20.0	0.0	0.0	0.0	0
W _{Ma}	95.0	0.0	0.0	0.0	0
R _{CIE}	39.92	58.74	27.99	65.07	25
J _{CIE}	81.26	-2.88	71.56	71.62	92
G _{CIE}	52.23	-42.41	13.6	44.55	162
B _{CIE}	30.57	1.41	-46.46	46.49	272

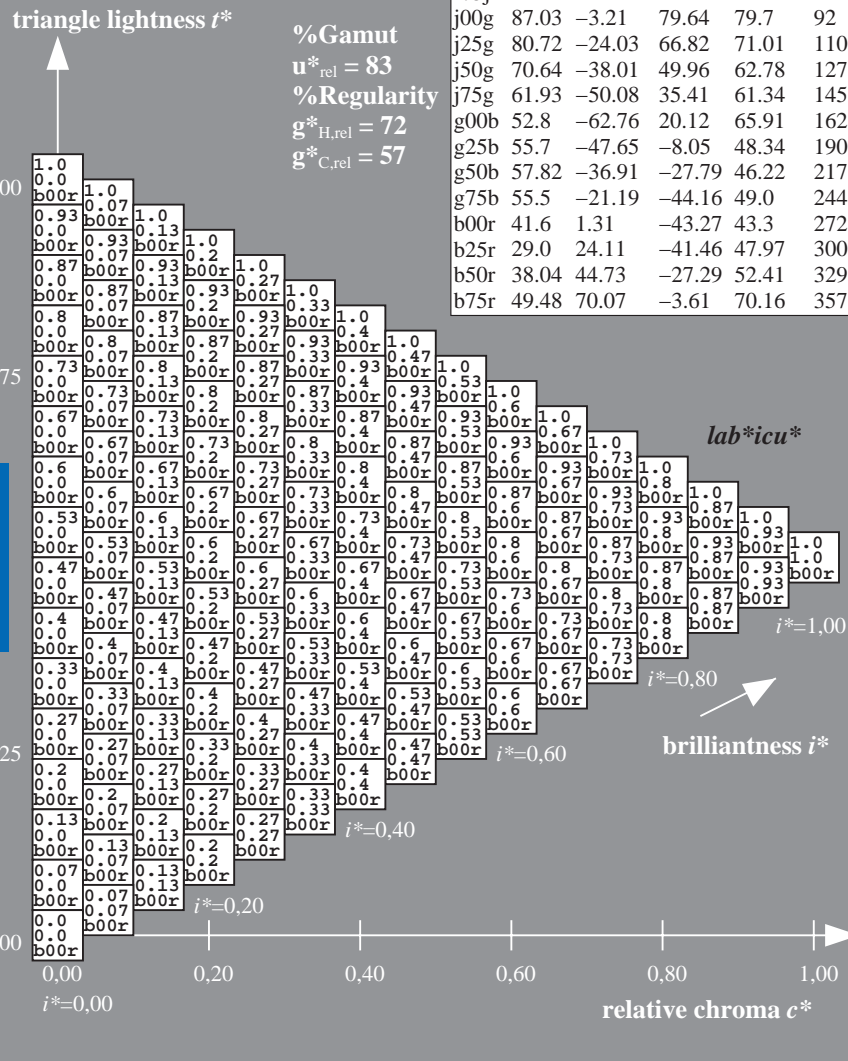
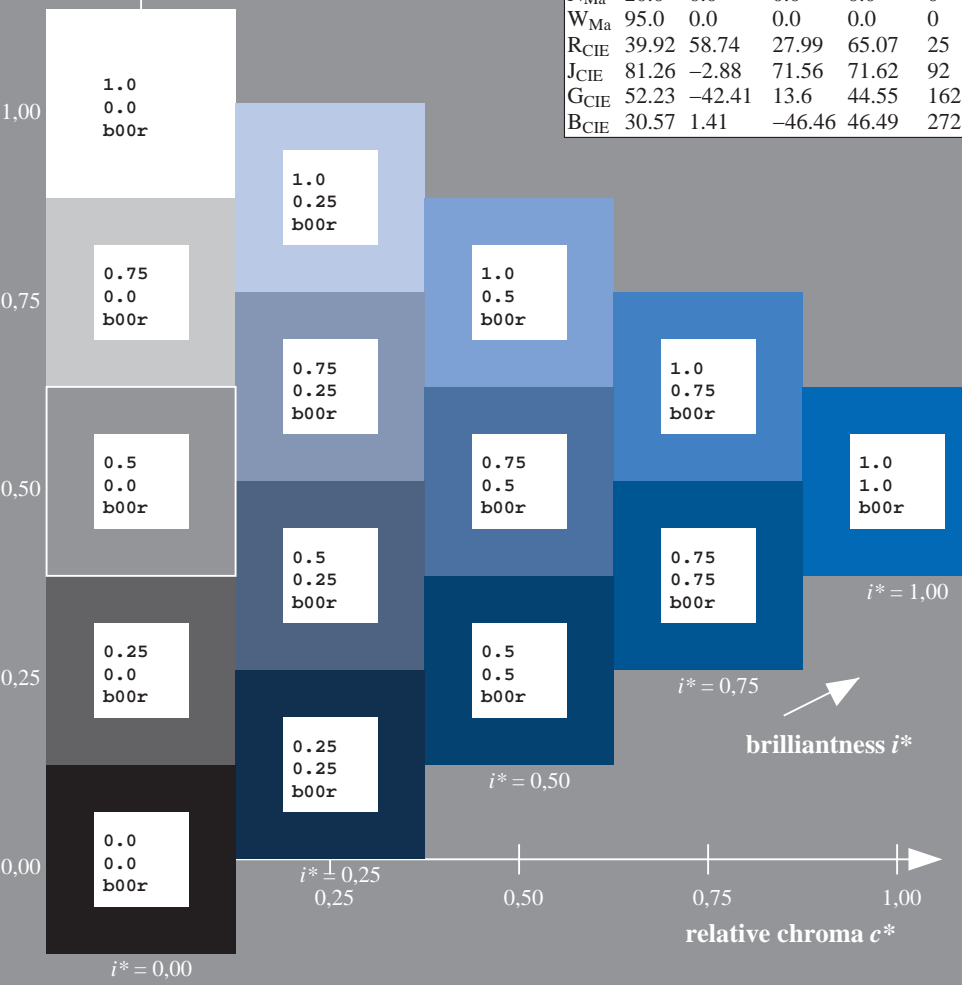
Data for maximum colour (Ma):

$LAB^*LAB^*_{Ma}$: 42 1 -42
 $LAB^*LCH^*_{Ma}$: 42 43 272
 $lab^*rgb^*_{Ma}$: 0.0 0.0 1.0
 $lab^*olv^*_{Ma}$: 0.0 0.42 1.0

ORS20_95a; adapted (a) CIELAB data

	$L^*=L^*_a$	a^*_a	b^*_a	$C^*_{ab,a}$	$h^*_{ab,a}$
r00j	48.88	63.91	30.45	70.79	25
r25j	55.85	50.36	45.65	67.97	42
r50j	65.45	33.86	56.12	65.54	59
r75j	75.19	17.13	66.73	68.89	76
j00g	87.03	-3.21	79.64	79.7	92
j25g	80.72	-24.03	66.82	71.01	110
j50g	70.64	-38.01	49.96	62.78	127
j75g	61.93	-50.08	35.41	61.34	145
g00b	52.8	-62.76	20.12	65.91	162
g25b	55.7	-47.65	-8.05	48.34	190
g50b	57.82	-36.91	-27.79	46.22	217
g75b	55.5	-21.19	-44.16	49.0	244
b00r	41.6	1.31	-43.27	43.3	272
b25r	29.0	24.11	-41.46	47.97	300
b50r	38.04	44.73	-27.29	52.41	329
b75r	49.48	70.07	-3.61	70.16	357

%Gamut
 $u^*_{rel} = 83$
 %Regularity
 $g^*_{H,rel} = 72$
 $g^*_{C,rel} = 57$

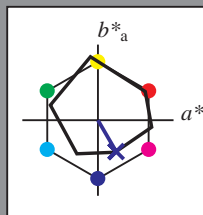


See for similar files: <http://www.ps.bam.de/De99/>; www.ps.bam.de/De99/10L/L99E00NP.PS/ .PDF
 Technical information: <http://www.ps.bam.de> Version 2.1, io=1,1, ColSPx=1

BAM registration: 20080701-De99/10L/L99E00NP.PS/ .PDF BAM material: code=rh4ta
 application for evaluation and measurement of printer or monitor systems

Input and output: Colorimetric Printer Reflective System ORS20_95a for relative CIELAB hue $h^* = lab^*h^* = h_{ab}/360 = 300/360 = 0.834$

data for any colour:
 lab^*tch^* and lab^*icu^*
 elementary hue text:
 $u^* = b25r$
 contrast reduction factor:
 $c_R = 0.96$
 triangle lightness t^*



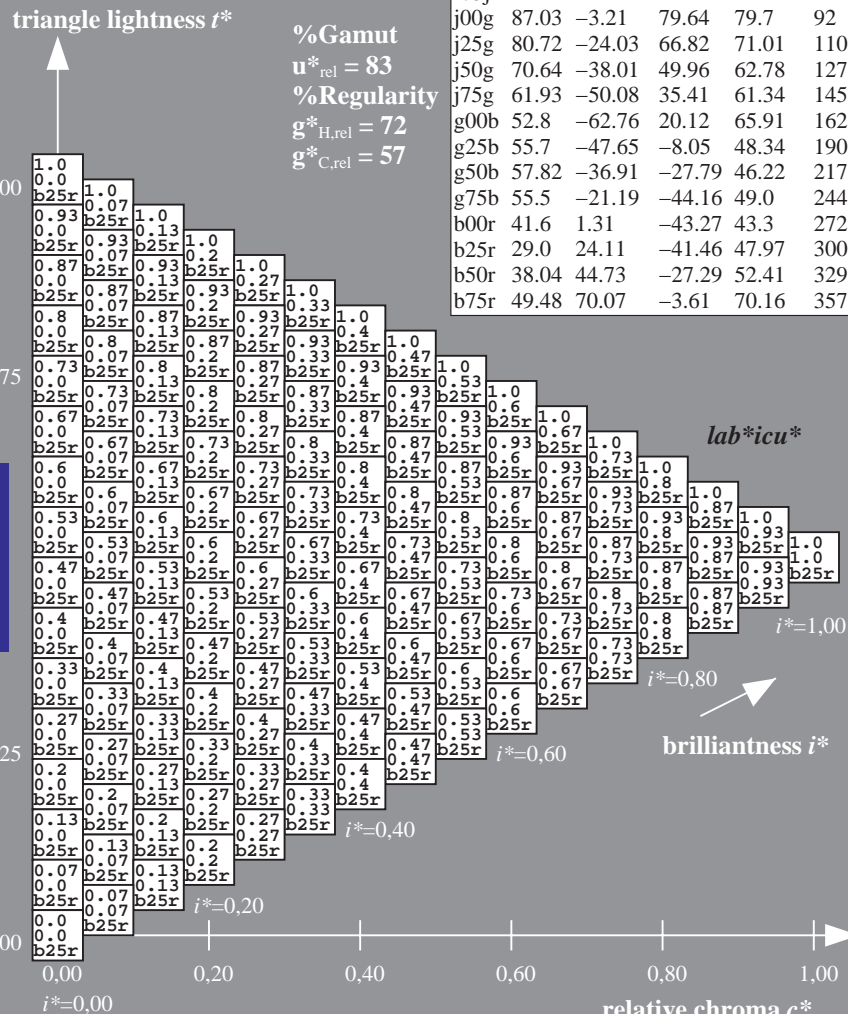
ORS20_95a; adapted (a) CIELAB data					
	$L^*=L^*_a$	a^*_a	b^*_a	$C^*_{ab,a}$	$h^*_{ab,a}$
O _{Ma}	48.75	62.56	37.91	73.15	31
Y _{Ma}	90.92	-9.88	83.88	84.46	97
L _{Ma}	52.69	-62.9	19.95	66.0	162
C _{Ma}	59.61	-27.85	-44.43	52.45	238
V _{Ma}	28.39	22.72	-42.42	48.13	298
M _{Ma}	49.58	71.08	-9.19	71.67	353
N _{Ma}	20.0	0.0	0.0	0.0	0
W _{Ma}	95.0	0.0	0.0	0.0	0
R _{CIE}	39.92	58.74	27.99	65.07	25
J _{CIE}	81.26	-2.88	71.56	71.62	92
G _{CIE}	52.23	-42.41	13.6	44.55	162
B _{CIE}	30.57	1.41	-46.46	46.49	272

Data for maximum colour (Ma):

$LAB^*LAB^*_{Ma}$: 29 24 -40
 $LAB^*LCH^*_{Ma}$: 29 48 300
 $lab^*rgb^*_{Ma}$: 0.5 0.0 1.0
 $lab^*olv^*_{Ma}$: 0.03 0.0 1.0

ORS20_95a; adapted (a) CIELAB data					
	$L^*=L^*_a$	a^*_a	b^*_a	$C^*_{ab,a}$	$h^*_{ab,a}$
r00j	48.88	63.91	30.45	70.79	25
r25j	55.85	50.36	45.65	67.97	42
r50j	65.45	33.86	56.12	65.54	59
r75j	75.19	17.13	66.73	68.89	76
j00g	87.03	-3.21	79.64	79.7	92
j25g	80.72	-24.03	66.82	71.01	110
j50g	70.64	-38.01	49.96	62.78	127
j75g	61.93	-50.08	35.41	61.34	145
g00b	52.8	-62.76	20.12	65.91	162
g25b	55.7	-47.65	-8.05	48.34	190
g50b	57.82	-36.91	-27.79	46.22	217
g75b	55.5	-21.19	-44.16	49.0	244
b00r	41.6	1.31	-43.27	43.3	272
b25r	29.0	24.11	-41.46	47.97	300
b50r	38.04	44.73	-27.29	52.41	329
b75r	49.48	70.07	-3.61	70.16	357

%Gamut
 $u^*_{rel} = 83$
 %Regularity
 $g^*_{H,rel} = 72$
 $g^*_{C,rel} = 57$

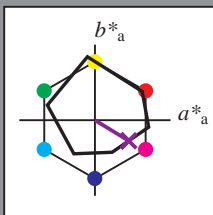


See for similar files: <http://www.ps.bam.de/De99/>; www.ps.bam.de/De.HTM
 Technical information: <http://www.ps.bam.de> Version 2.1, io=1,1, ColSPX=1

BAM registration: 20080701-De99/10L/L99E00NP.PS/ .PDF BAM material: code=rhadata
 application for evaluation and measurement of printer or monitor systems

Input and output: Colorimetric Printer Reflective System ORS20_95a for relative CIELAB hue $h^* = lab^*h^* = h_{ab}/360 = 329/360 = 0.913$

data for any colour:
 lab^*tch^* and lab^*icu^*
 elementary hue text:
 $u^* = b50r$
 contrast reduction factor:
 $c_R = 0.96$
 triangle lightness t^*



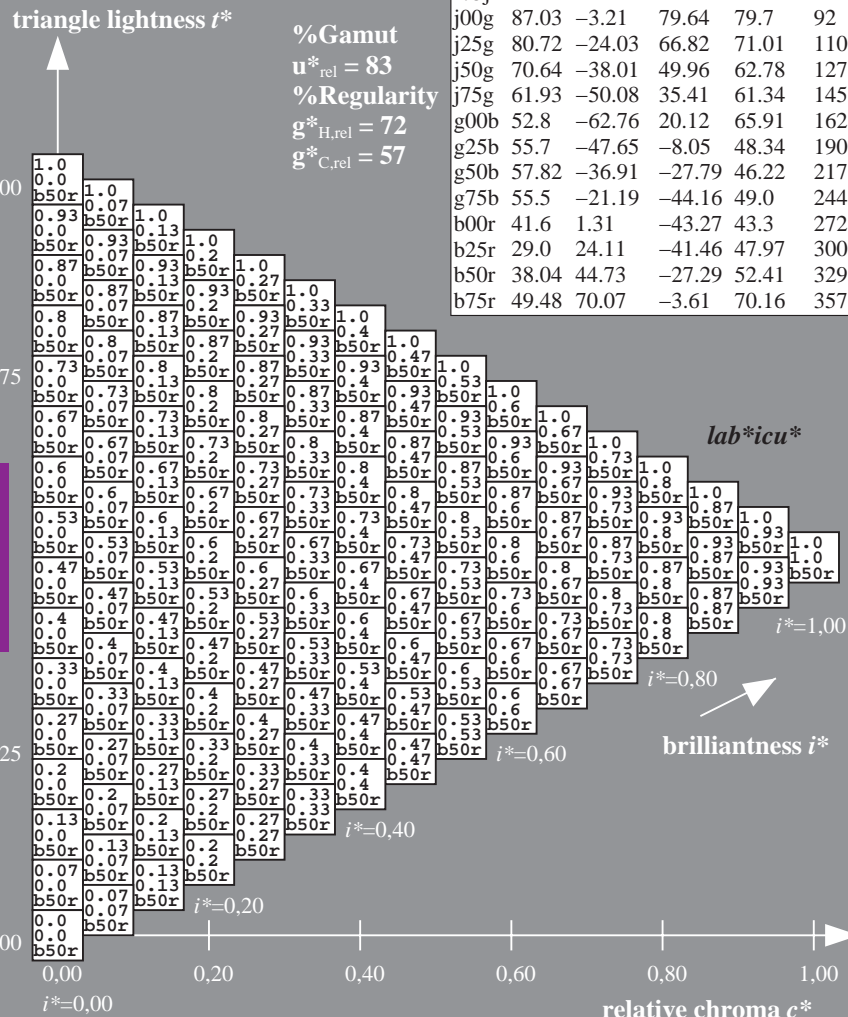
ORS20_95a; adapted (a) CIELAB data					
	$L^*=L^*_a$	a^*_a	b^*_a	$C^*_{ab,a}$	$h^*_{ab,a}$
O _{Ma}	48.75	62.56	37.91	73.15	31
Y _{Ma}	90.92	-9.88	83.88	84.46	97
L _{Ma}	52.69	-62.9	19.95	66.0	162
C _{Ma}	59.61	-27.85	-44.43	52.45	238
V _{Ma}	28.39	22.72	-42.42	48.13	298
M _{Ma}	49.58	71.08	-9.19	71.67	353
N _{Ma}	20.0	0.0	0.0	0.0	0
W _{Ma}	95.0	0.0	0.0	0.0	0
R _{CIE}	39.92	58.74	27.99	65.07	25
J _{CIE}	81.26	-2.88	71.56	71.62	92
G _{CIE}	52.23	-42.41	13.6	44.55	162
B _{CIE}	30.57	1.41	-46.46	46.49	272

Data for maximum colour (Ma):

$LAB^*LAB^*_{Ma}$: 38 45 -26
 $LAB^*LCH^*_{Ma}$: 38 52 329
 $lab^*rgb^*_{Ma}$: 1.0 0.0 1.0
 $lab^*olv^*_{Ma}$: 0.46 0.0 1.0

ORS20_95a; adapted (a) CIELAB data					
	$L^*=L^*_a$	a^*_a	b^*_a	$C^*_{ab,a}$	$h^*_{ab,a}$
r00j	48.88	63.91	30.45	70.79	25
r25j	55.85	50.36	45.65	67.97	42
r50j	65.45	33.86	56.12	65.54	59
r75j	75.19	17.13	66.73	68.89	76
j00g	87.03	-3.21	79.64	79.7	92
j25g	80.72	-24.03	66.82	71.01	110
j50g	70.64	-38.01	49.96	62.78	127
j75g	61.93	-50.08	35.41	61.34	145
g00b	52.8	-62.76	20.12	65.91	162
g25b	55.7	-47.65	-8.05	48.34	190
g50b	57.82	-36.91	-27.79	46.22	217
g75b	55.5	-21.19	-44.16	49.0	244
b00r	41.6	1.31	-43.27	43.3	272
b25r	29.0	24.11	-41.46	47.97	300
b50r	38.04	44.73	-27.29	52.41	329
b75r	49.48	70.07	-3.61	70.16	357

%Gamut
 $u^*_{rel} = 83$
 %Regularity
 $g^*_{H,rel} = 72$
 $g^*_{C,rel} = 57$

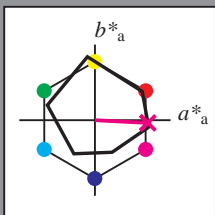


See for similar files: <http://www.ps.bam.de/De99/>; www.ps.bam.de/De.HTM
 Technical information: <http://www.ps.bam.de> Version 2.1, io=1,1, ColSPx=1

BAM registration: 20080701-De99/10L/L99E00NP.PS/ .PDF BAM material: code=rhadata
 application for evaluation and measurement of printer or monitor systems

Input and output: Colorimetric Printer Reflective System ORS20_95a for relative CIELAB hue $h^* = lab^*h^* = h_{ab}/360 = 357/360 = 0.992$

data for any colour:
 lab^*tch^* and lab^*icu^*
 elementary hue text:
 $u^* = b75r$
 contrast reduction factor:
 $c_R = 0.96$
 triangle lightness t^*



ORS20_95a; adapted (a) CIELAB data

	$L^*=L^*_a$	a^*_a	b^*_a	$C^*_{ab,a}$	$h^*_{ab,a}$
O _{Ma}	48.75	62.56	37.91	73.15	31
Y _{Ma}	90.92	-9.88	83.88	84.46	97
L _{Ma}	52.69	-62.9	19.95	66.0	162
C _{Ma}	59.61	-27.85	-44.43	52.45	238
V _{Ma}	28.39	22.72	-42.42	48.13	298
M _{Ma}	49.58	71.08	-9.19	71.67	353
N _{Ma}	20.0	0.0	0.0	0.0	0
W _{Ma}	95.0	0.0	0.0	0.0	0
R _{CIE}	39.92	58.74	27.99	65.07	25
J _{CIE}	81.26	-2.88	71.56	71.62	92
G _{CIE}	52.23	-42.41	13.6	44.55	162
B _{CIE}	30.57	1.41	-46.46	46.49	272

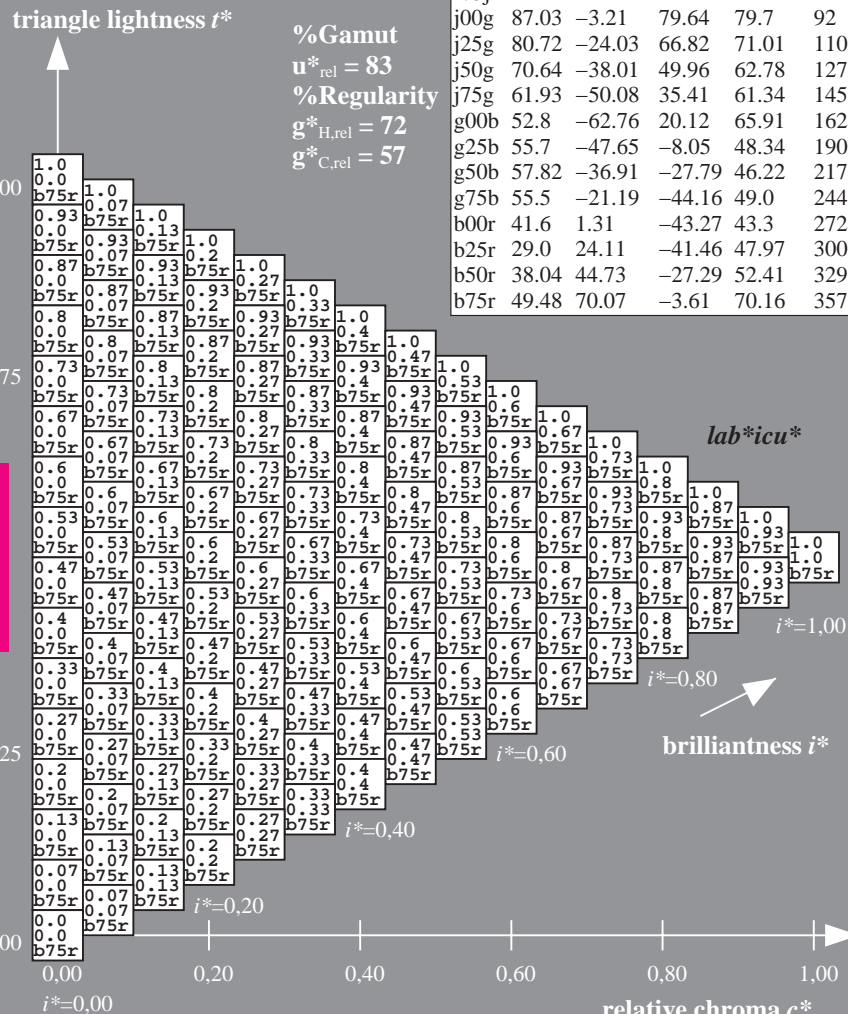
Data for maximum colour (Ma):

$LAB^*LAB^*_{Ma}$: 49 70 -3
 $LAB^*LCH^*_{Ma}$: 49 70 357
 $lab^*rgb^*_{Ma}$: 1.0 0.0 0.5
 $lab^*olv^*_{Ma}$: 1.0 0.0 0.88

ORS20_95a; adapted (a) CIELAB data

	$L^*=L^*_a$	a^*_a	b^*_a	$C^*_{ab,a}$	$h^*_{ab,a}$
r00j	48.88	63.91	30.45	70.79	25
r25j	55.85	50.36	45.65	67.97	42
r50j	65.45	33.86	56.12	65.54	59
r75j	75.19	17.13	66.73	68.89	76
j00g	87.03	-3.21	79.64	79.7	92
j25g	80.72	-24.03	66.82	71.01	110
j50g	70.64	-38.01	49.96	62.78	127
j75g	61.93	-50.08	35.41	61.34	145
g00b	52.8	-62.76	20.12	65.91	162
g25b	55.7	-47.65	-8.05	48.34	190
g50b	57.82	-36.91	-27.79	46.22	217
g75b	55.5	-21.19	-44.16	49.0	244
b00r	41.6	1.31	-43.27	43.3	272
b25r	29.0	24.11	-41.46	47.97	300
b50r	38.04	44.73	-27.29	52.41	329
b75r	49.48	70.07	-3.61	70.16	357

%Gamut
 $u^*_{rel} = 83$
 %Regularity
 $g^*_{H,rel} = 72$
 $g^*_{C,rel} = 57$



See for similar files: <http://www.ps.bam.de/De99/>; www.ps.bam.de/De.HTM
 Technical information: <http://www.ps.bam.de> Version 2.1, io=1,1, ColSPX=1

BAM registration: 20080701-De99/10L/L99E00NP.PS/ .PDF BAM material: code=rhadata
 application for evaluation and measurement of printer or monitor systems

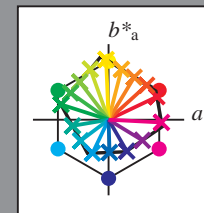
BAM registration: 20080701-De99/10L/L99E00NP.PS/.PDF BAM material: code=rh4da
application for evaluation and measurement of printer or monitor systems

See for similar files: <http://www.ps.bam.de/De99/>; www.ps.bam.de/De/De.HTM
Technical information: <http://www.ps.bam.de> Version 2.1, io=1,1, ColSpX=1

	A	B	C	D	E	F	G	H	I	J	K	L	M	N	O	P	Q	R	S	T	U	V	W	X	Y	Z	a	b	c	d	e	f	g	h	i	j	k	lab*icu*			
01	0.0	0.13	0.25	0.38	0.5	0.63	0.75	0.88	1.0	0.13	0.13	0.25	0.38	0.5	0.63	0.75	0.88	1.0	0.25	0.25	0.25	0.38	0.5	0.63	0.75	0.88	1.0	1.0	1.0	1.0	1.0	1.0	1.0	1.0	1.0	1.0	0.0	0.0	0.0	0.0	
02	0.13	0.13	0.25	0.38	0.5	0.63	0.75	0.88	1.0	0.13	0.13	0.25	0.38	0.5	0.63	0.75	0.88	1.0	0.25	0.25	0.25	0.38	0.5	0.63	0.75	0.88	1.0	1.0	1.0	1.0	1.0	1.0	1.0	1.0	1.0	1.0	0.0	0.0	0.0	0.0	
03	0.25	0.25	0.25	0.38	0.5	0.63	0.75	0.88	1.0	0.25	0.25	0.25	0.38	0.5	0.63	0.75	0.88	1.0	0.25	0.25	0.25	0.38	0.5	0.63	0.75	0.88	1.0	1.0	1.0	1.0	1.0	1.0	1.0	1.0	1.0	1.0	0.0	0.0	0.0	0.0	
04	0.38	0.38	0.38	0.38	0.5	0.63	0.75	0.88	1.0	0.38	0.38	0.38	0.38	0.5	0.63	0.75	0.88	1.0	0.38	0.38	0.38	0.38	0.5	0.63	0.75	0.88	1.0	1.0	1.0	1.0	1.0	1.0	1.0	1.0	1.0	1.0	0.0	0.0	0.0	0.0	
05	0.5	0.5	0.5	0.5	0.5	0.63	0.75	0.88	1.0	0.5	0.5	0.5	0.5	0.5	0.63	0.75	0.88	1.0	0.5	0.5	0.5	0.5	0.5	0.63	0.75	0.88	1.0	1.0	1.0	1.0	1.0	1.0	1.0	1.0	1.0	1.0	0.0	0.0	0.0	0.0	
06	0.63	0.63	0.63	0.63	0.63	0.63	0.63	0.63	0.63	0.63	0.63	0.63	0.63	0.63	0.63	0.63	0.63	0.63	0.63	0.63	0.63	0.63	0.63	0.63	0.63	0.63	0.63	0.63	0.63	0.63	0.63	0.63	0.63	0.63	0.63	0.63	0.63	0.63	0.63	0.63	
07	0.75	0.75	0.75	0.75	0.75	0.75	0.75	0.75	0.75	0.75	0.75	0.75	0.75	0.75	0.75	0.75	0.75	0.75	0.75	0.75	0.75	0.75	0.75	0.75	0.75	0.75	0.75	0.75	0.75	0.75	0.75	0.75	0.75	0.75	0.75	0.75	0.75	0.75	0.75	0.75	
08	0.88	0.88	0.88	0.88	0.88	0.88	0.88	0.88	0.88	0.88	0.88	0.88	0.88	0.88	0.88	0.88	0.88	0.88	0.88	0.88	0.88	0.88	0.88	0.88	0.88	0.88	0.88	0.88	0.88	0.88	0.88	0.88	0.88	0.88	0.88	0.88	0.88	0.88	0.88	0.88	
09	1.0	1.0	1.0	1.0	1.0	1.0	1.0	1.0	1.0	1.0	1.0	1.0	1.0	1.0	1.0	1.0	1.0	1.0	1.0	1.0	1.0	1.0	1.0	1.0	1.0	1.0	1.0	1.0	1.0	1.0	1.0	1.0	1.0	1.0	1.0	1.0	1.0	1.0	1.0	1.0	
10	0.38	0.38	0.38	0.38	0.5	0.63	0.75	0.88	1.0	0.5	0.5	0.5	0.5	0.5	0.63	0.75	0.88	1.0	0.63	0.63	0.63	0.63	0.63	0.63	0.63	0.63	0.63	0.63	0.63	0.63	0.63	0.63	0.63	0.63	0.63	0.63	0.63	0.63	0.63	0.63	0.63
11	0.38	0.38	0.38	0.38	0.5	0.63	0.75	0.88	1.0	0.5	0.5	0.5	0.5	0.5	0.63	0.75	0.88	1.0	0.63	0.63	0.63	0.63	0.63	0.63	0.63	0.63	0.63	0.63	0.63	0.63	0.63	0.63	0.63	0.63	0.63	0.63	0.63	0.63	0.63	0.63	0.63
12	0.38	0.38	0.38	0.38	0.5	0.63	0.75	0.88	1.0	0.5	0.5	0.5	0.5	0.5	0.63	0.75	0.88	1.0	0.63	0.63	0.63	0.63	0.63	0.63	0.63	0.63	0.63	0.63	0.63	0.63	0.63	0.63	0.63	0.63	0.63	0.63	0.63	0.63	0.63	0.63	0.63
13	0.38	0.38	0.38	0.38	0.5	0.63	0.75	0.88	1.0	0.5	0.5	0.5	0.5	0.5	0.63	0.75	0.88	1.0	0.63	0.63	0.63	0.63	0.63	0.63	0.63	0.63	0.63	0.63	0.63	0.63	0.63	0.63	0.63	0.63	0.63	0.63	0.63	0.63	0.63	0.63	0.63
14	0.5	0.5	0.5	0.5	0.5	0.63	0.75	0.88	1.0	0.5	0.5	0.5	0.5	0.5	0.63	0.75	0.88	1.0	0.63	0.63	0.63	0.63	0.63	0.63	0.63	0.63	0.63	0.63	0.63	0.63	0.63	0.63	0.63	0.63	0.63	0.63	0.63	0.63	0.63	0.63	0.63
15	0.63	0.63	0.63	0.63	0.63	0.63	0.63	0.63	0.63	0.63	0.63	0.63	0.63	0.63	0.63	0.63	0.63	0.63	0.63	0.63	0.63	0.63	0.63	0.63	0.63	0.63	0.63	0.63	0.63	0.63	0.63	0.63	0.63	0.63	0.63	0.63	0.63	0.63	0.63	0.63	0.63
16	0.75	0.75	0.75	0.75	0.75	0.75	0.75	0.75	0.75	0.75	0.75	0.75	0.75	0.75	0.75	0.75	0.75	0.75	0.75	0.75	0.75	0.75	0.75	0.75	0.75	0.75	0.75	0.75	0.75	0.75	0.75	0.75	0.75	0.75	0.75	0.75	0.75	0.75	0.75	0.75	0.75
17	0.88	0.88	0.88	0.88	0.88	0.88	0.88	0.88	0.88	0.88	0.88	0.88	0.88	0.88	0.88	0.88	0.88	0.88	0.88	0.88	0.88	0.88	0.88	0.88	0.88	0.88	0.88	0.88	0.88	0.88	0.88	0.88	0.88	0.88	0.88	0.88	0.88	0.88	0.88	0.88	0.88
18	1.0	1.0	1.0	1.0	1.0	1.0	1.0	1.0	1.0	1.0	1.0	1.0	1.0	1.0	1.0	1.0	1.0	1.0	1.0	1.0	1.0	1.0	1.0	1.0	1.0	1.0	1.0	1.0	1.0	1.0	1.0	1.0	1.0	1.0	1.0	1.0	1.0	1.0	1.0	1.0	
19	0.75	0.75	0.75	0.75	0.75	0.75	0.75	0.75	0.75	0.75	0.75	0.75	0.75	0.75	0.75	0.75	0.75	0.75	0.75	0.75	0.75	0.75	0.75	0.75	0.75	0.75	0.75	0.75	0.75	0.75	0.75	0.75	0.75	0.75	0.75	0.75	0.75	0.75	0.75	0.75	0.75
20	0.75	0.75	0.75	0.75	0.75	0.75	0.75	0.75	0.75	0.75	0.75	0.75	0.75	0.75	0.75	0.75	0.75	0.75	0.75	0.75	0.75	0.75	0.75	0.75	0.75	0.75	0.75	0.75	0.75	0.75	0.75	0.75	0.75	0.75	0.75	0.75	0.75	0.75	0.75	0.75	0.75
21	0.75	0.75	0.75	0.75	0.75	0.75	0.75	0.75	0.75	0.75	0.75	0.75	0.75	0.75	0.75	0.75	0.75	0.75	0.75	0.75	0.75	0.75	0.75	0.75	0.75	0.75	0.75	0.75	0.75	0.75	0.75	0.75	0.75	0.75	0.75	0.75	0.75	0.75	0.75	0.75	0.75
22	0.75	0.75	0.75	0.75	0.75	0.75	0.75	0.75	0.75	0.75	0.75	0.75	0.75	0.75	0.75	0.75	0.75	0.75	0.75	0.75	0.75	0.75	0.75	0.75	0.75	0.75	0.75	0.75	0.75	0.75	0.75	0.75	0.75	0.75	0.75	0.75	0.75	0.75	0.75	0.75	0.75
23	0.75	0.75	0.75	0.75	0.75	0.75	0.75	0.75	0.75	0.75	0.75	0.75	0.75	0.75	0.75	0.75	0.75	0.75	0.75	0.75	0.75	0.75	0.75	0.75	0.75	0.75	0.75	0.75	0.75	0.75	0.75	0.75	0.75	0.75	0.75	0.75	0.75	0.75	0.75	0.75	0.75
24	0.75	0.75	0.75	0.75	0.75	0.75	0.75	0.75	0.75	0.75	0.75	0.75	0.75	0.75	0.75	0.75	0.75	0.75	0.75	0.75	0.75	0.75	0.75	0.75	0.75	0.75	0.75	0.75	0.75	0.75	0.75	0.75	0.75	0.75	0.75	0.75	0.75	0.75	0.75	0.75	0.75
25	0.75	0.75	0.75	0.75	0.75	0.75	0.75	0.75	0.75	0.75	0.75	0.75	0.75	0.75	0.75	0.75	0.75	0.75	0.75	0.75	0.75	0.75	0.75	0.75	0.75	0.75	0.75	0.75	0.75	0.75	0.75	0.75	0.75	0.75	0.75	0.75	0.75	0.75	0.75	0.75	0.75
26	0.88	0.88	0.88	0.88	0.88	0.88	0.88	0.88	0.88	0.88	0.88	0.88	0.88	0.88	0.88	0.88	0.88	0.88	0.88	0.88	0.88	0.88	0.88	0.88	0.88	0.88	0.88	0.88	0.88	0.88	0.88	0.88	0.88	0.88	0.88	0.88	0.88	0.88	0.88	0.88	0.88
27	1.0	1.0	1.0	1.0	1.0	1.0	1.0	1.0	1.0	1.0	1.0	1.0	1.0	1.0	1.0	1.0	1.0	1.0	1.0	1.0	1.0	1.0	1.0	1.0	1.0	1.0	1.0	1.0	1.0	1.0	1.0	1.0	1.0	1.0	1.0	1.0	1.0	1.0	1.0	1.0	1.0

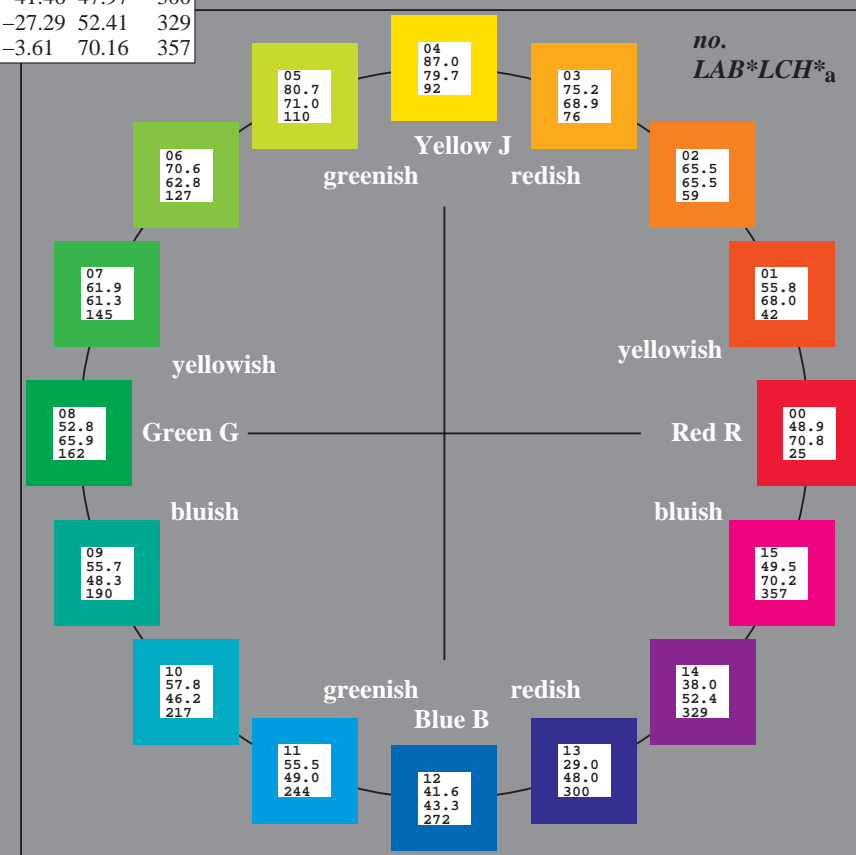
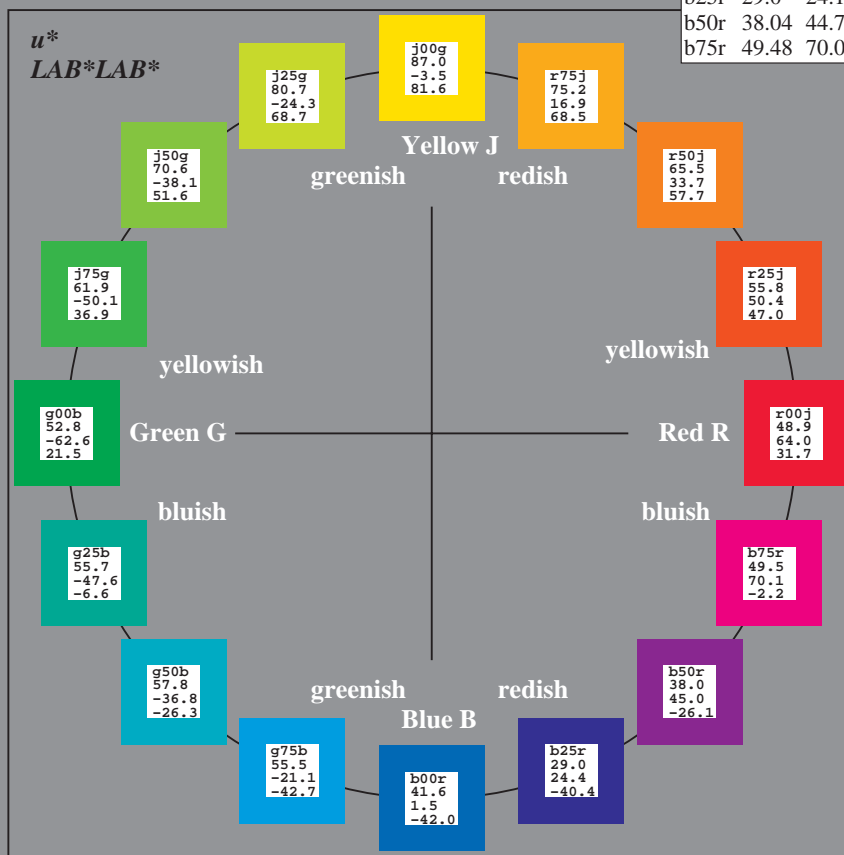
Input and output:
 Colorimetric Printer Reflective System ORS20_95a
 data for any colour:
*lab**tc*** and *lab**icu***
 elementary hue text:
*u** = 16 hues *r00j*, *r25j*, ..., *b75r*
 contrast reduction factor:
 $c_R = 0.96$

ORS20_95a; adapted (a) CIELAB data					
	$L^*=L^*_a$	a^*_a	b^*_a	$C^*_{ab,a}$	$h^*_{ab,a}$
r00j	48.88	63.91	30.45	70.79	25
r25j	55.85	50.36	45.65	67.97	42
r50j	65.45	33.86	56.12	65.54	59
r75j	75.19	17.13	66.73	68.89	76
j00g	87.03	-3.21	79.64	79.7	92
j25g	80.72	-24.03	66.82	71.01	110
j50g	70.64	-38.01	49.96	62.78	127
j75g	61.93	-50.08	35.41	61.34	145
g00b	52.8	-62.76	20.12	65.91	162
g25b	55.7	-47.65	-8.05	48.34	190
g50b	57.82	-36.91	-27.79	46.22	217
g75b	55.5	-21.19	-44.16	49.0	244
b00r	41.6	1.31	-43.27	43.3	272
b25r	29.0	24.11	-41.46	47.97	300
b50r	38.04	44.73	-27.29	52.41	329
b75r	49.48	70.07	-3.61	70.16	357



%Gamut
 $u^*_{rel} = 83$
 %Regularity
 $g^*_{H,rel} = 72$
 $g^*_{C,rel} = 57$

ORS20_95; CIELAB data					
	$L^*=L^*$	a^*	b^*	C^*_{ab}	h^*_{ab}
O _M	48.75	62.65	39.19	73.89	32
Y _M	90.92	-10.35	85.91	86.53	97
L _M	52.69	-62.87	21.3	66.38	161
C _M	59.61	-27.91	-42.96	51.24	237
V _M	28.39	23.07	-41.5	47.5	299
M _M	49.58	71.15	-7.89	71.59	354
N _M	20.0	0.47	0.76	0.89	58
W _M	95.0	-0.51	2.11	2.17	104
R _{CIE}	39.92	58.74	27.99	65.07	25
J _{CIE}	81.26	-2.88	71.56	71.62	92
G _{CIE}	52.23	-42.41	13.6	44.55	162
B _{CIE}	30.57	1.41	-46.46	46.49	272



Input and output: Colorimetric Printer Reflective System ORS20_95a for relative CIELAB hue $h^* = lab^*h^* = h_{ab}/360 = 25/360 = 0.071$

data for any colour:

lab^*tch^* and lab^*icu^*

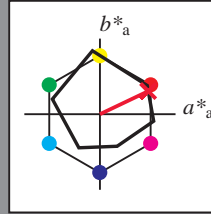
elementary hue text:

$u^* = r00j$

contrast reduction factor:

$c_R = 0.96$

triangle lightness t^*



ORS20_95; CIELAB data					
	$L^*=L^*$	a^*	b^*	C^*_{ab}	h^*_{ab}
O _M	48.75	62.65	39.19	73.89	32
Y _M	90.92	-10.35	85.91	86.53	97
L _M	52.69	-62.87	21.3	66.38	161
C _M	59.61	-27.91	-42.96	51.24	237
V _M	28.39	23.07	-41.5	47.5	299
M _M	49.58	71.15	-7.89	71.59	354
N _M	20.0	0.47	0.76	0.89	58
W _M	95.0	-0.51	2.11	2.17	104
R _{CIE}	39.92	58.74	27.99	65.07	25
J _{CIE}	81.26	-2.88	71.56	71.62	92
G _{CIE}	52.23	-42.41	13.6	44.55	162
B _{CIE}	30.57	1.41	-46.46	46.49	272

$u^* = r00j$
 LAB^*LAB^*

Data for maximum colour (Ma):

$LAB^*LAB^*_{Ma}$: 49 64 30

$LAB^*LCH^*_{Ma}$: 49 71 25

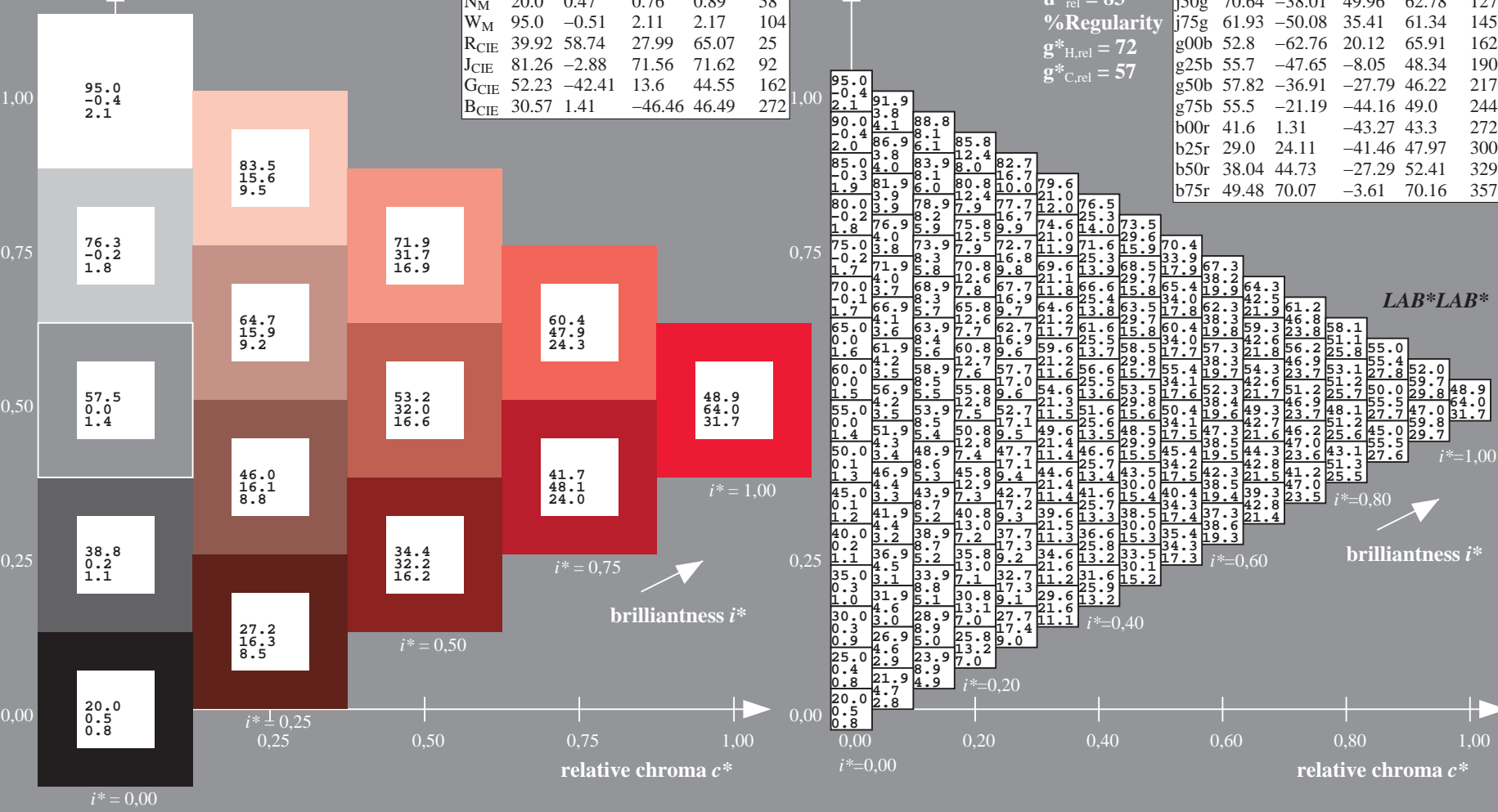
$lab^*rgb^*_{Ma}$: 1.0 0.0 0.0

$lab^*olv^*_{Ma}$: 1.0 0.0 0.16

triangle lightness t^*

ORS20_95a; adapted (a) CIELAB data					
	$L^*=L^*$	a^*_a	b^*_a	$C^*_{ab,a}$	$h^*_{ab,a}$
r00j	48.88	63.91	30.45	70.79	25
r25j	55.85	50.36	45.65	67.97	42
r50j	65.45	33.86	56.12	65.54	59
r75j	75.19	17.13	66.73	68.89	76
j00g	87.03	-3.21	79.64	79.7	92
j25g	80.72	-24.03	66.82	71.01	110
j50g	70.64	-38.01	49.96	62.78	127
j75g	61.93	-50.08	35.41	61.34	145
g00b	52.8	-62.76	20.12	65.91	162
g25b	55.7	-47.65	-8.05	48.34	190
g50b	57.82	-36.91	-27.79	46.22	217
g75b	55.5	-21.19	-44.16	49.0	244
b00r	41.6	1.31	-43.27	43.3	272
b25r	29.0	24.11	-41.46	47.97	300
b50r	38.04	44.73	-27.29	52.41	329
b75r	49.48	70.07	-3.61	70.16	357

%Gamut
 $u^*_{rel} = 83$
 %Regularity
 $g^*_{H,rel} = 72$
 $g^*_{C,rel} = 57$



See for similar files: <http://www.ps.bam.de/De99/>; www.ps.bam.de/De.HTM
 Technical information: <http://www.ps.bam.de> Version 2.1, io=1,1, ColSPX=1

BAM registration: 20080701-De99/10L/L99E00NP.PS/ .PDF BAM material: code=rhdata
 application for evaluation and measurement of printer or monitor systems

Input and output: Colorimetric Printer Reflective System ORS20_95a for relative CIELAB hue $h^* = lab^*h^* = h_{ab}/360 = 42/360 = 0.117$

data for any colour:

lab^*tch^* and lab^*icu^*

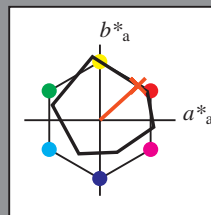
elementary hue text:

$u^* = r25j$

contrast reduction factor:

$c_R = 0.96$

triangle lightness t^*



ORS20_95; CIELAB data					
	$L^*=L^*$	a^*	b^*	C^*_{ab}	h^*_{ab}
O _M	48.75	62.65	39.19	73.89	32
Y _M	90.92	-10.35	85.91	86.53	97
L _M	52.69	-62.87	21.3	66.38	161
C _M	59.61	-27.91	-42.96	51.24	237
V _M	28.39	23.07	-41.5	47.5	299
M _M	49.58	71.15	-7.89	71.59	354
N _M	20.0	0.47	0.76	0.89	58
W _M	95.0	-0.51	2.11	2.17	104
R _{CIE}	39.92	58.74	27.99	65.07	25
J _{CIE}	81.26	-2.88	71.56	71.62	92
G _{CIE}	52.23	-42.41	13.6	44.55	162
B _{CIE}	30.57	1.41	-46.46	46.49	272

$u^* = r25j$
 LAB^*LAB^*

Data for maximum colour (Ma):

$LAB^*LAB^*_{Ma}: 56\ 50\ 46$

$LAB^*LCH^*_{Ma}: 56\ 68\ 42$

$lab^*rgb^*_{Ma}: 1.0\ 0.25\ 0.0$

$lab^*olv^*_{Ma}: 1.0\ 0.17\ 0.0$

triangle lightness t^*

%Gamut

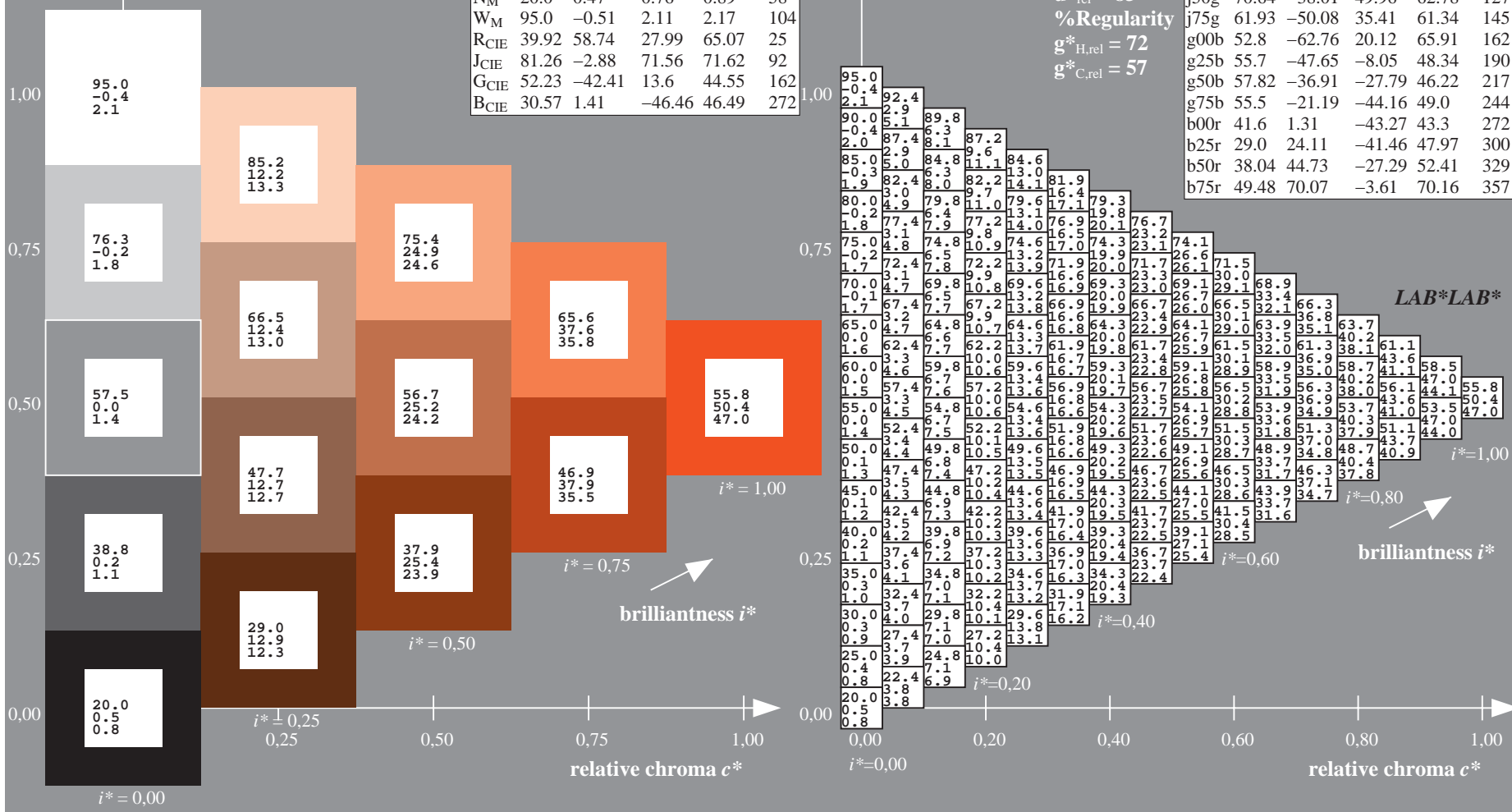
$u^*_{rel} = 83$

%Regularity

$g^*_{H,rel} = 72$

$g^*_{C,rel} = 57$

ORS20_95a; adapted (a) CIELAB data					
	$L^*=L^*$	a^*_a	b^*_a	$C^*_{ab,a}$	$h^*_{ab,a}$
r00j	48.88	63.91	30.45	70.79	25
r25j	55.85	50.36	45.65	67.97	42
r50j	65.45	33.86	56.12	65.54	59
r75j	75.19	17.13	66.73	68.89	76
j00g	87.03	-3.21	79.64	79.7	92
j25g	80.72	-24.03	66.82	71.01	110
j50g	70.64	-38.01	49.96	62.78	127
j75g	61.93	-50.08	35.41	61.34	145
g00b	52.8	-62.76	20.12	65.91	162
g25b	55.7	-47.65	-8.05	48.34	190
g50b	57.82	-36.91	-27.79	46.22	217
g75b	55.5	-21.19	-44.16	49.0	244
b00r	41.6	1.31	-43.27	43.3	272
b25r	29.0	24.11	-41.46	47.97	300
b50r	38.04	44.73	-27.29	52.41	329
b75r	49.48	70.07	-3.61	70.16	357



See for similar files: <http://www.ps.bam.de/De99/>; www.ps.bam.de/De.HTM
 Technical information: <http://www.ps.bam.de> Version 2.1, io=1,1, ColSPX=1

BAM registration: 20080701-De99/10L/L99E00NP.PS/ .PDF BAM material: code=rhadata
 application for evaluation and measurement of printer or monitor systems

Input and output: Colorimetric Printer Reflective System ORS20_95a for relative CIELAB hue $h^* = lab^*h^* = h_{ab}/360 = 59/360 = 0.164$

data for any colour:

lab^*tch^* and lab^*icu^*

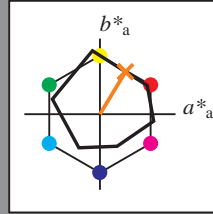
elementary hue text:

$u^* = r50j$

contrast reduction factor:

$c_R = 0.96$

triangle lightness t^*



ORS20_95; CIELAB data					
	$L^*=L^*$	a^*	b^*	C^*_{ab}	h^*_{ab}
O _M	48.75	62.65	39.19	73.89	32
Y _M	90.92	-10.35	85.91	86.53	97
L _M	52.69	-62.87	21.3	66.38	161
C _M	59.61	-27.91	-42.96	51.24	237
V _M	28.39	23.07	-41.5	47.5	299
M _M	49.58	71.15	-7.89	71.59	354
N _M	20.0	0.47	0.76	0.89	58
W _M	95.0	-0.51	2.11	2.17	104
R _{CIE}	39.92	58.74	27.99	65.07	25
J _{CIE}	81.26	-2.88	71.56	71.62	92
G _{CIE}	52.23	-42.41	13.6	44.55	162
B _{CIE}	30.57	1.41	-46.46	46.49	272

Data for maximum colour (Ma):

$LAB^*LAB^*_{Ma}$: 65 34 56

$LAB^*LCH^*_{Ma}$: 65 66 59

$lab^*rgb^*_{Ma}$: 1.0 0.5 0.0

$lab^*olv^*_{Ma}$: 1.0 0.4 0.0

triangle lightness t^*

%Gamut

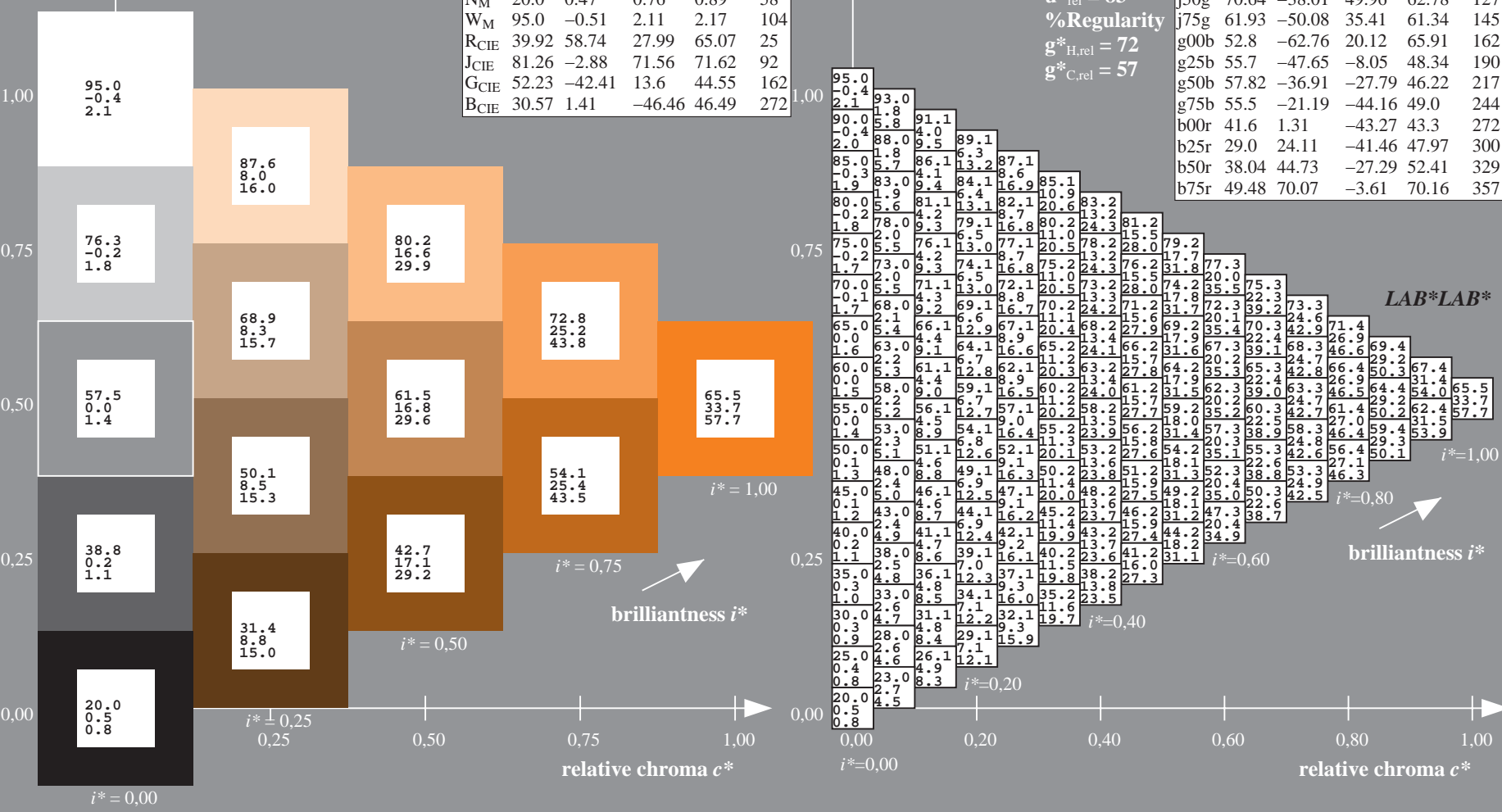
$u^*_{rel} = 83$

%Regularity

$g^*_{H,rel} = 72$

$g^*_{C,rel} = 57$

ORS20_95a; adapted (a) CIELAB data					
	$L^*=L^*_a$	a^*_a	b^*_a	$C^*_{ab,a}$	$h^*_{ab,a}$
r00j	48.88	63.91	30.45	70.79	25
r25j	55.85	50.36	45.65	67.97	42
r50j	65.45	33.86	56.12	65.54	59
r75j	75.19	17.13	66.73	68.89	76
j00g	87.03	-3.21	79.64	79.7	92
j25g	80.72	-24.03	66.82	71.01	110
j50g	70.64	-38.01	49.96	62.78	127
j75g	61.93	-50.08	35.41	61.34	145
g00b	52.8	-62.76	20.12	65.91	162
g25b	55.7	-47.65	-8.05	48.34	190
g50b	57.82	-36.91	-27.79	46.22	217
g75b	55.5	-21.19	-44.16	49.0	244
b00r	41.6	1.31	-43.27	43.3	272
b25r	29.0	24.11	-41.46	47.97	300
b50r	38.04	44.73	-27.29	52.41	329
b75r	49.48	70.07	-3.61	70.16	357



Input and output: Colorimetric Printer Reflective System ORS20_95a for relative CIELAB hue $h^* = lab^*h^* = h_{ab}/360 = 76/360 = 0.21$

data for any colour:

lab^*tch^* and lab^*icu^*

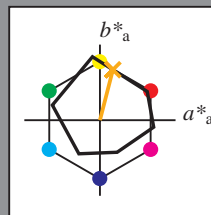
elementary hue text:

$u^* = r75j$

contrast reduction factor:

$c_R = 0.96$

triangle lightness t^*



ORS20_95; CIELAB data					
	$L^*=L^*$	a^*	b^*	C^*_{ab}	h^*_{ab}
O _M	48.75	62.65	39.19	73.89	32
Y _M	90.92	-10.35	85.91	86.53	97
L _M	52.69	-62.87	21.3	66.38	161
C _M	59.61	-27.91	-42.96	51.24	237
V _M	28.39	23.07	-41.5	47.5	299
M _M	49.58	71.15	-7.89	71.59	354
N _M	20.0	0.47	0.76	0.89	58
W _M	95.0	-0.51	2.11	2.17	104
R _{CIE}	39.92	58.74	27.99	65.07	25
J _{CIE}	81.26	-2.88	71.56	71.62	92
G _{CIE}	52.23	-42.41	13.6	44.55	162
B _{CIE}	30.57	1.41	-46.46	46.49	272

Data for maximum colour (Ma):

$LAB^*LAB^*Ma: 75\ 17\ 67$

$LAB^*LCH^*Ma: 75\ 69\ 76$

$lab^*rgb^*Ma: 1.0\ 0.75\ 0.0$

$lab^*olv^*Ma: 1.0\ 0.63\ 0.0$

triangle lightness t^*

%Gamut

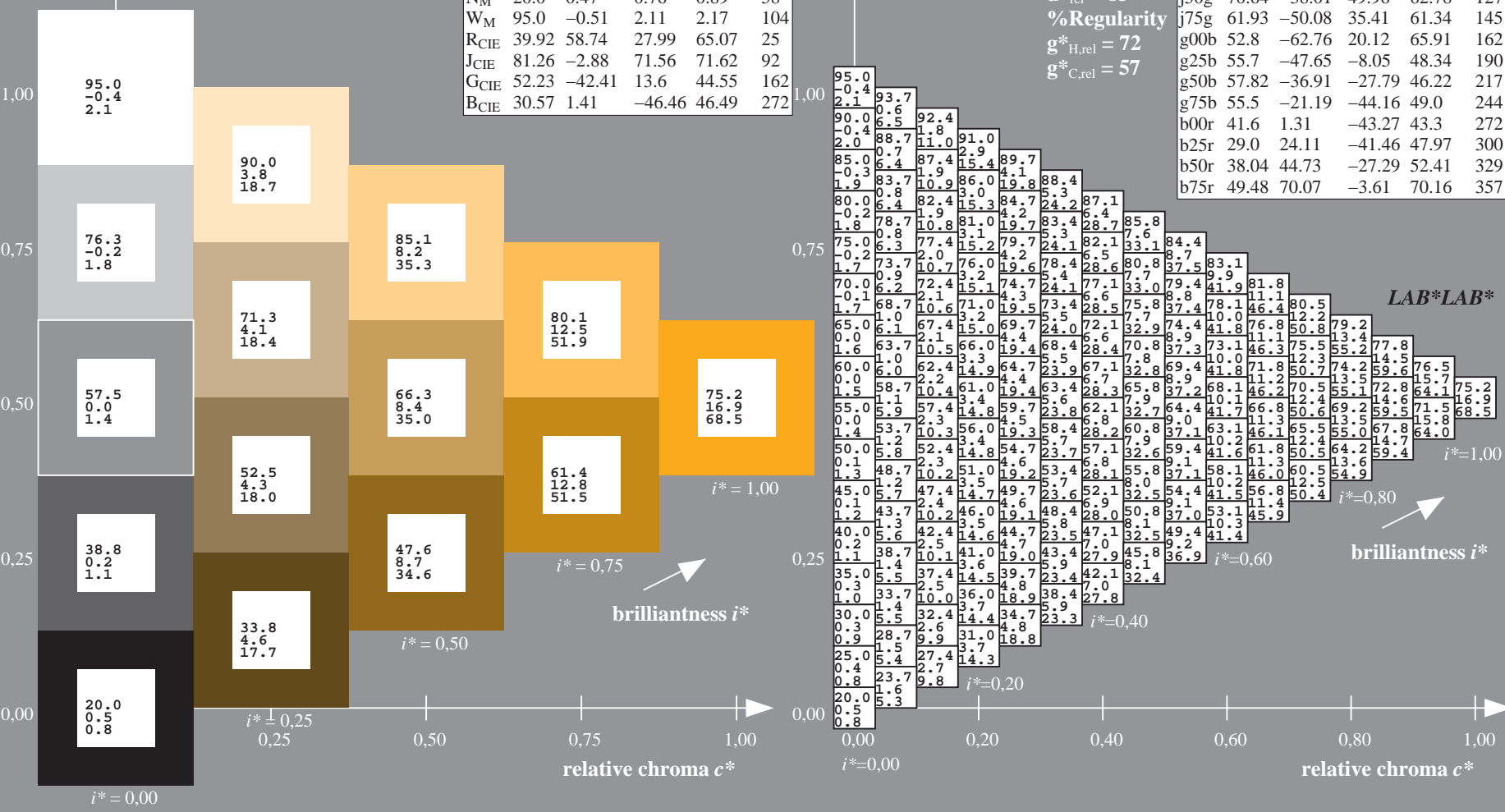
$u^*_{rel} = 83$

%Regularity

$g^*_{H,rel} = 72$

$g^*_{C,rel} = 57$

ORS20_95a; adapted (a) CIELAB data					
	$L^*=L^*$	a^*_a	b^*_a	$C^*_{ab,a}$	$h^*_{ab,a}$
r00j	48.88	63.91	30.45	70.79	25
r25j	55.85	50.36	45.65	67.97	42
r50j	65.45	33.86	56.12	65.54	59
r75j	75.19	17.13	66.73	68.89	76
j00g	87.03	-3.21	79.64	79.7	92
j25g	80.72	-24.03	66.82	71.01	110
j50g	70.64	-38.01	49.96	62.78	127
j75g	61.93	-50.08	35.41	61.34	145
g00b	52.8	-62.76	20.12	65.91	162
g25b	55.7	-47.65	-8.05	48.34	190
g50b	57.82	-36.91	-27.79	46.22	217
g75b	55.5	-21.19	-44.16	49.0	244
b00r	41.6	1.31	-43.27	43.3	272
b25r	29.0	24.11	-41.46	47.97	300
b50r	38.04	44.73	-27.29	52.41	329
b75r	49.48	70.07	-3.61	70.16	357



Input and output: Colorimetric Printer Reflective System ORS20_95a for relative CIELAB hue $h^* = lab^*h^* = h_{ab}/360 = 92/360 = 0.256$

data for any colour:

lab^*tch^* and lab^*icu^*

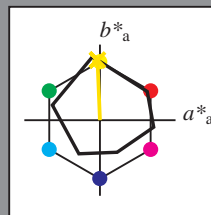
elementary hue text:

$u^* = j00g$

contrast reduction factor:

$c_R = 0.96$

triangle lightness t^*



ORS20_95; CIELAB data					
	$L^*=L^*$	a^*	b^*	C^*_{ab}	h^*_{ab}
O _M	48.75	62.65	39.19	73.89	32
Y _M	90.92	-10.35	85.91	86.53	97
L _M	52.69	-62.87	21.3	66.38	161
C _M	59.61	-27.91	-42.96	51.24	237
V _M	28.39	23.07	-41.5	47.5	299
M _M	49.58	71.15	-7.89	71.59	354
N _M	20.0	0.47	0.76	0.89	58
W _M	95.0	-0.51	2.11	2.17	104
R _{CIE}	39.92	58.74	27.99	65.07	25
J _{CIE}	81.26	-2.88	71.56	71.62	92
G _{CIE}	52.23	-42.41	13.6	44.55	162
B _{CIE}	30.57	1.41	-46.46	46.49	272

Data for maximum colour (Ma):

$LAB^*LAB^*_{Ma}$: 87 -2 80

$LAB^*LCH^*_{Ma}$: 87 80 92

$lab^*rgb^*_{Ma}$: 1.0 1.0 0.0

$lab^*olv^*_{Ma}$: 1.0 0.91 0.0

triangle lightness t^*

%Gamut

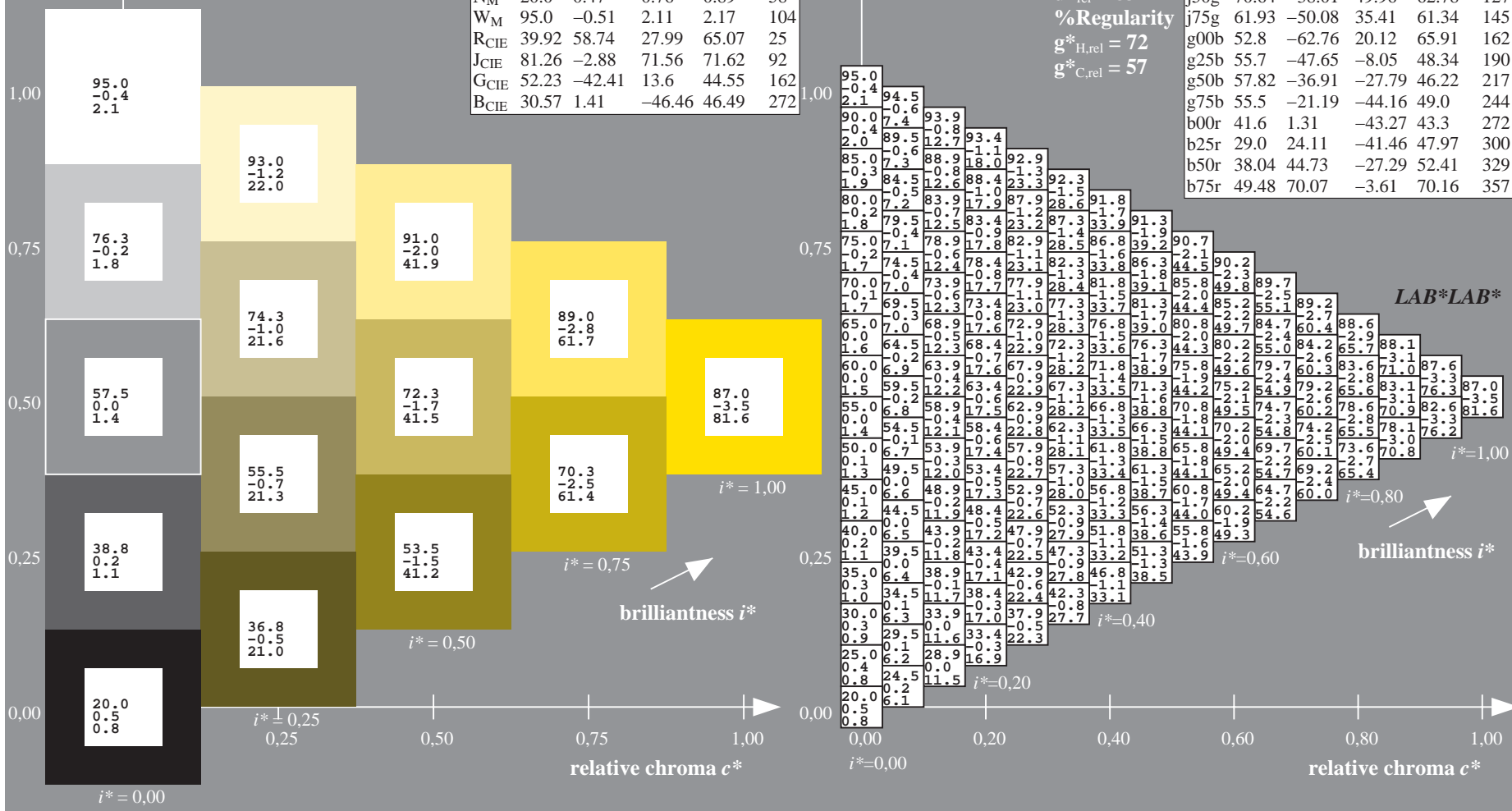
$u^*_{rel} = 83$

%Regularity

$g^*_{H,rel} = 72$

$g^*_{C,rel} = 57$

ORS20_95a; adapted (a) CIELAB data					
	$L^*=L^*$	a^*_a	b^*_a	$C^*_{ab,a}$	$h^*_{ab,a}$
r00j	48.88	63.91	30.45	70.79	25
r25j	55.85	50.36	45.65	67.97	42
r50j	65.45	33.86	56.12	65.54	59
r75j	75.19	17.13	66.73	68.89	76
j00g	87.03	-3.21	79.64	79.7	92
j25g	80.72	-24.03	66.82	71.01	110
j50g	70.64	-38.01	49.96	62.78	127
j75g	61.93	-50.08	35.41	61.34	145
g00b	52.8	-62.76	20.12	65.91	162
g25b	55.7	-47.65	-8.05	48.34	190
g50b	57.82	-36.91	-27.79	46.22	217
g75b	55.5	-21.19	-44.16	49.0	244
b00r	41.6	1.31	-43.27	43.3	272
b25r	29.0	24.11	-41.46	47.97	300
b50r	38.04	44.73	-27.29	52.41	329
b75r	49.48	70.07	-3.61	70.16	357

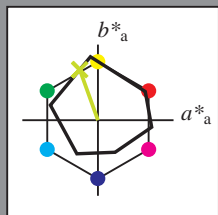


See for similar files: <http://www.ps.bam.de/De99/>; www.ps.bam.de/De.HTM
 Technical information: <http://www.ps.bam.de> Version 2.1, io=1,1, ColSPX=1

BAM registration: 20080701-De99/10L/L99E00NP.PS/ .PDF BAM material: code=rhadata
 application for evaluation and measurement of printer or monitor systems

Input and output: Colorimetric Printer Reflective System ORS20_95a for relative CIELAB hue $h^* = lab^*h^* = h_{ab}/360 = 110/360 = 0.305$

data for any colour:
 lab^*tch^* and lab^*icu^*
 elementary hue text:
 $u^* = j25g$
 contrast reduction factor:
 $c_R = 0.96$
 triangle lightness t^*



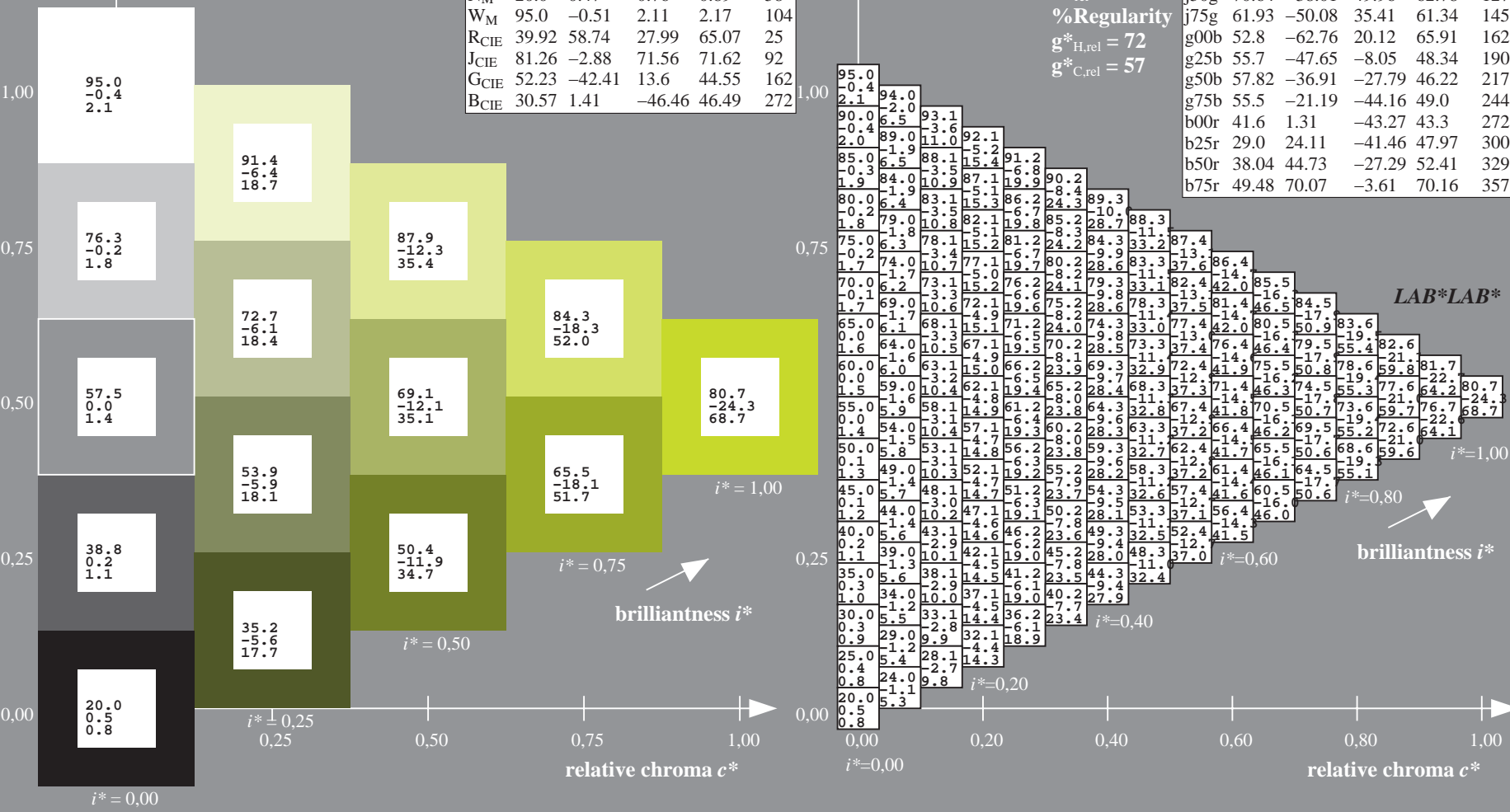
ORS20_95; CIELAB data					
	$L^*=L^*$	a^*	b^*	C^*_{ab}	h^*_{ab}
O _M	48.75	62.65	39.19	73.89	32
Y _M	90.92	-10.35	85.91	86.53	97
L _M	52.69	-62.87	21.3	66.38	161
C _M	59.61	-27.91	-42.96	51.24	237
V _M	28.39	23.07	-41.5	47.5	299
M _M	49.58	71.15	-7.89	71.59	354
N _M	20.0	0.47	0.76	0.89	58
W _M	95.0	-0.51	2.11	2.17	104
R _{CIE}	39.92	58.74	27.99	65.07	25
J _{CIE}	81.26	-2.88	71.56	71.62	92
G _{CIE}	52.23	-42.41	13.6	44.55	162
B _{CIE}	30.57	1.41	-46.46	46.49	272

Data for maximum colour (M_a):

$LAB^*LAB^*_M_a$: 81 -23 67
 $LAB^*LCH^*_M_a$: 81 71 110
 $lab^*rgb^*_M_a$: 0.75 1.0 0.0
 $lab^*olv^*_M_a$: 0.73 1.0 0.0

ORS20_95a; adapted (a) CIELAB data					
	$L^*=L^*_a$	a^*_a	b^*_a	$C^*_{ab,a}$	$h^*_{ab,a}$
r00j	48.88	63.91	30.45	70.79	25
r25j	55.85	50.36	45.65	67.97	42
r50j	65.45	33.86	56.12	65.54	59
r75j	75.19	17.13	66.73	68.89	76
j00g	87.03	-3.21	79.64	79.7	92
j25g	80.72	-24.03	66.82	71.01	110
j50g	70.64	-38.01	49.96	62.78	127
j75g	61.93	-50.08	35.41	61.34	145
g00b	52.8	-62.76	20.12	65.91	162
g25b	55.7	-47.65	-8.05	48.34	190
g50b	57.82	-36.91	-27.79	46.22	217
g75b	55.5	-21.19	-44.16	49.0	244
b00r	41.6	1.31	-43.27	43.3	272
b25r	29.0	24.11	-41.46	47.97	300
b50r	38.04	44.73	-27.29	52.41	329
b75r	49.48	70.07	-3.61	70.16	357

triangle lightness t^*
 %Gamut
 $u^*_{rel} = 83$
 %Regularity
 $g^*_{H,rel} = 72$
 $g^*_{C,rel} = 57$

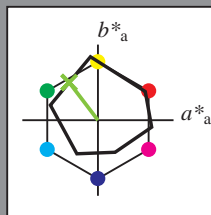


BAM registration: 20080701-De99/10L/L99E00NP.PS/.PDF
 application for evaluation and measurement of printer or monitor systems
 BAM material: code=rhadata

See for similar files: <http://www.ps.bam.de/De99/>; www.ps.bam.de/De.HTM
 Technical information: <http://www.ps.bam.de>
 Version 2.1, io=1,1, ColSPX=1

Input and output: Colorimetric Printer Reflective System ORS20_95a for relative CIELAB hue $h^* = lab^*h^* = h_{ab}/360 = 127/360 = 0.354$

data for any colour:
 lab^*tch^* and lab^*icu^*
 elementary hue text:
 $u^* = j50g$
 contrast reduction factor:
 $c_R = 0.96$
 triangle lightness t^*



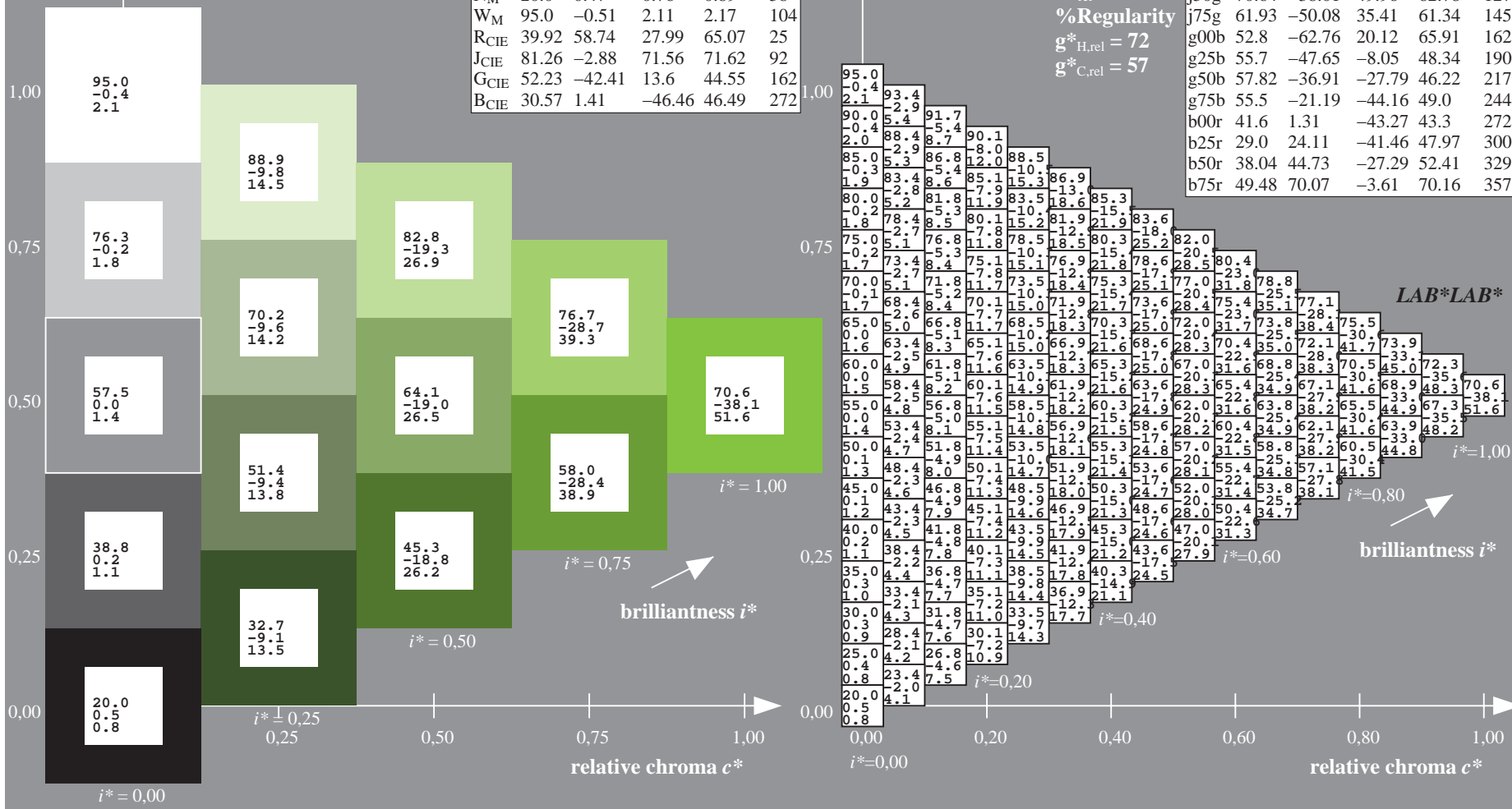
ORS20_95; CIELAB data					
	$L^*=L^*$	a^*	b^*	C^*_{ab}	h^*_{ab}
O _M	48.75	62.65	39.19	73.89	32
Y _M	90.92	-10.35	85.91	86.53	97
L _M	52.69	-62.87	21.3	66.38	161
C _M	59.61	-27.91	-42.96	51.24	237
V _M	28.39	23.07	-41.5	47.5	299
M _M	49.58	71.15	-7.89	71.59	354
N _M	20.0	0.47	0.76	0.89	58
W _M	95.0	-0.51	2.11	2.17	104
R _{CIE}	39.92	58.74	27.99	65.07	25
J _{CIE}	81.26	-2.88	71.56	71.62	92
G _{CIE}	52.23	-42.41	13.6	44.55	162
B _{CIE}	30.57	1.41	-46.46	46.49	272

Data for maximum colour (Ma):

$LAB^*LAB^*_{Ma}$: 71 -37 50
 $LAB^*LCH^*_{Ma}$: 71 63 127
 $lab^*rgb^*_{Ma}$: 0.5 1.0 0.0
 $lab^*olv^*_{Ma}$: 0.47 1.0 0.0

ORS20_95a; adapted (a) CIELAB data					
	$L^*=L^*$	a^*_a	b^*_a	$C^*_{ab,a}$	$h^*_{ab,a}$
r00j	48.88	63.91	30.45	70.79	25
r25j	55.85	50.36	45.65	67.97	42
r50j	65.45	33.86	56.12	65.54	59
r75j	75.19	17.13	66.73	68.89	76
j00g	87.03	-3.21	79.64	79.7	92
j25g	80.72	-24.03	66.82	71.01	110
j50g	70.64	-38.01	49.96	62.78	127
j75g	61.93	-50.08	35.41	61.34	145
g00b	52.8	-62.76	20.12	65.91	162
g25b	55.7	-47.65	-8.05	48.34	190
g50b	57.82	-36.91	-27.79	46.22	217
g75b	55.5	-21.19	-44.16	49.0	244
b00r	41.6	1.31	-43.27	43.3	272
b25r	29.0	24.11	-41.46	47.97	300
b50r	38.04	44.73	-27.29	52.41	329
b75r	49.48	70.07	-3.61	70.16	357

triangle lightness t^*
 %Gamut
 $u^*_{rel} = 83$
 %Regularity
 $g^*_{H,rel} = 72$
 $g^*_{C,rel} = 57$

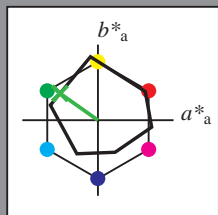


See for similar files: <http://www.ps.bam.de/De99/>; www.ps.bam.de/De.HTM
 Technical information: <http://www.ps.bam.de> Version 2.1, io=1,1, ColSPx=1

BAM registration: 20080701-De99/10L/L99E00NP.PS/ .PDF BAM material: code=rhadata
 application for evaluation and measurement of printer or monitor systems

Input and output: Colorimetric Printer Reflective System ORS20_95a for relative CIELAB hue $h^* = lab^*h^* = h_{ab}/360 = 145/360 = 0.402$

data for any colour:
 lab^*tch^* and lab^*icu^*
 elementary hue text:
 $u^* = j75g$
 contrast reduction factor:
 $c_R = 0.96$
 triangle lightness t^*



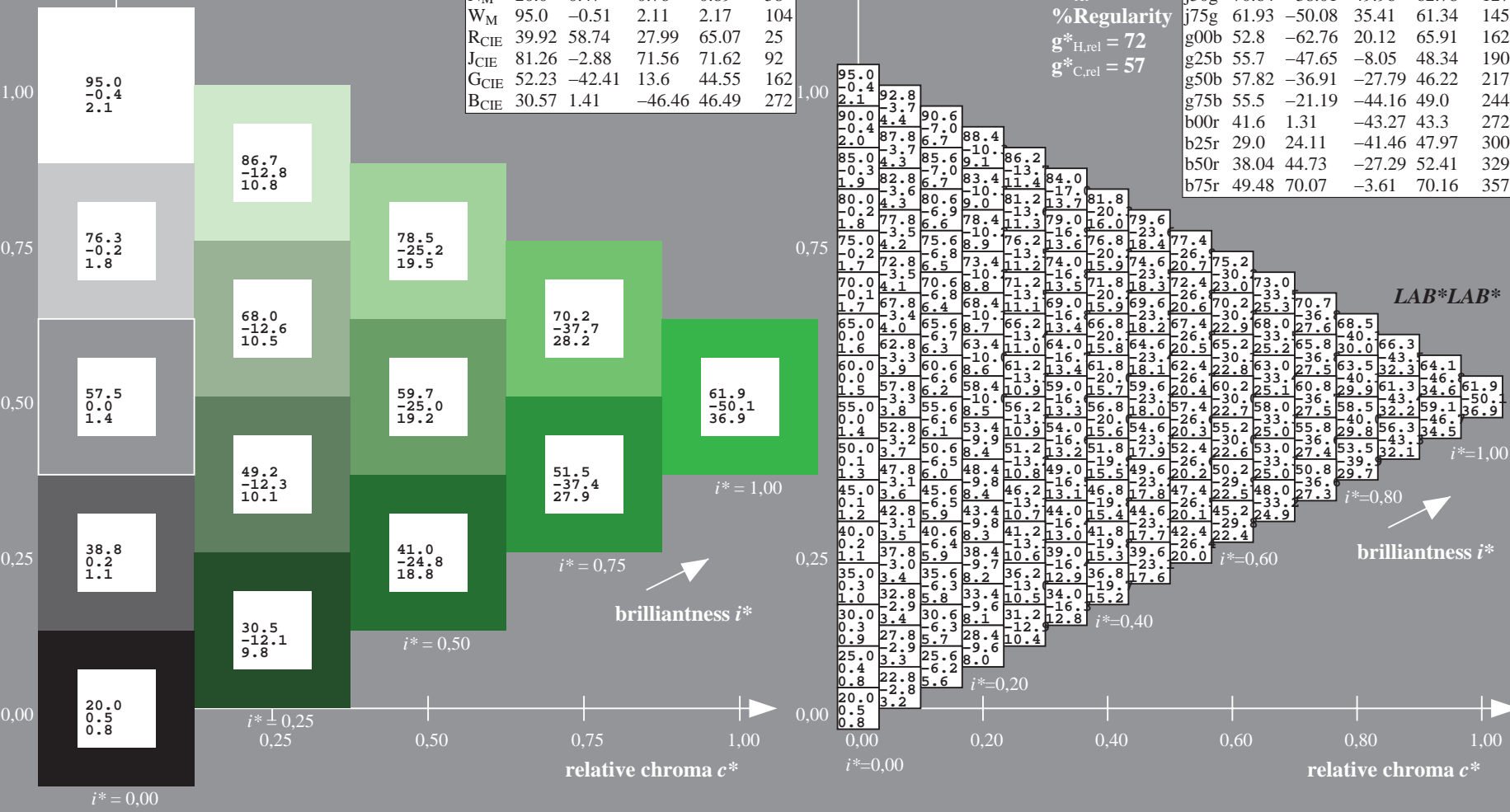
ORS20_95; CIELAB data					
	$L^*=L^*$	a^*	b^*	C^*_{ab}	h^*_{ab}
O _M	48.75	62.65	39.19	73.89	32
Y _M	90.92	-10.35	85.91	86.53	97
L _M	52.69	-62.87	21.3	66.38	161
C _M	59.61	-27.91	-42.96	51.24	237
V _M	28.39	23.07	-41.5	47.5	299
M _M	49.58	71.15	-7.89	71.59	354
N _M	20.0	0.47	0.76	0.89	58
W _M	95.0	-0.51	2.11	2.17	104
R _{CIE}	39.92	58.74	27.99	65.07	25
J _{CIE}	81.26	-2.88	71.56	71.62	92
G _{CIE}	52.23	-42.41	13.6	44.55	162
B _{CIE}	30.57	1.41	-46.46	46.49	272

Data for maximum colour (Ma):

$LAB^*LAB^*_Ma$: 62 -49 35
 $LAB^*LCH^*_Ma$: 62 61 145
 $lab^*rgb^*_Ma$: 0.25 1.0 0.0
 $lab^*olv^*_Ma$: 0.24 1.0 0.0

ORS20_95a; adapted (a) CIELAB data					
	$L^*=L^*_a$	a^*_a	b^*_a	$C^*_{ab,a}$	$h^*_{ab,a}$
r00j	48.88	63.91	30.45	70.79	25
r25j	55.85	50.36	45.65	67.97	42
r50j	65.45	33.86	56.12	65.54	59
r75j	75.19	17.13	66.73	68.89	76
j00g	87.03	-3.21	79.64	79.7	92
j25g	80.72	-24.03	66.82	71.01	110
j50g	70.64	-38.01	49.96	62.78	127
j75g	61.93	-50.08	35.41	61.34	145
g00b	52.8	-62.76	20.12	65.91	162
g25b	55.7	-47.65	-8.05	48.34	190
g50b	57.82	-36.91	-27.79	46.22	217
g75b	55.5	-21.19	-44.16	49.0	244
b00r	41.6	1.31	-43.27	43.3	272
b25r	29.0	24.11	-41.46	47.97	300
b50r	38.04	44.73	-27.29	52.41	329
b75r	49.48	70.07	-3.61	70.16	357

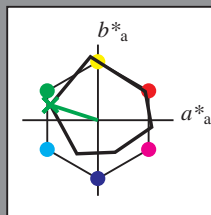
triangle lightness t^*
 %Gamut
 $u^*_{rel} = 83$
 %Regularity
 $g^*_{H,rel} = 72$
 $g^*_{C,rel} = 57$



BAM registration: 20080701-De99/10L/L99E00NP.PS/ .PDF
 application for evaluation and measurement of printer or monitor systems
 BAM material: code=rhadata

Input and output: Colorimetric Printer Reflective System ORS20_95a for relative CIELAB hue $h^* = lab^*h^* = h_{ab}/360 = 162/360 = 0.451$

data for any colour:
 lab^*tch^* and lab^*icu^*
 elementary hue text:
 $u^* = g00b$
 contrast reduction factor:
 $c_R = 0.96$
 triangle lightness t^*



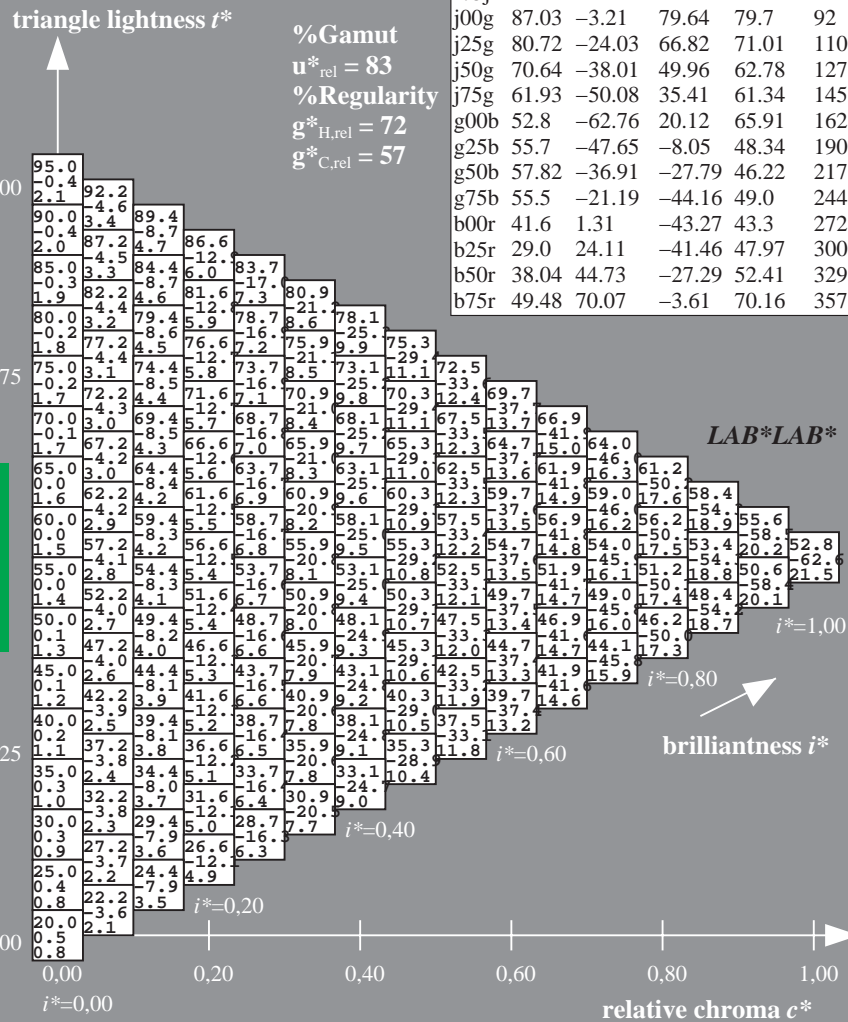
ORS20_95; CIELAB data					
	$L^*=L^*$	a^*	b^*	C^*_{ab}	h^*_{ab}
O _M	48.75	62.65	39.19	73.89	32
Y _M	90.92	-10.35	85.91	86.53	97
L _M	52.69	-62.87	21.3	66.38	161
C _M	59.61	-27.91	-42.96	51.24	237
V _M	28.39	23.07	-41.5	47.5	299
M _M	49.58	71.15	-7.89	71.59	354
N _M	20.0	0.47	0.76	0.89	58
W _M	95.0	-0.51	2.11	2.17	104
R _{CIE}	39.92	58.74	27.99	65.07	25
J _{CIE}	81.26	-2.88	71.56	71.62	92
G _{CIE}	52.23	-42.41	13.6	44.55	162
B _{CIE}	30.57	1.41	-46.46	46.49	272

Data for maximum colour (Ma):

$LAB^*LAB^*_{Ma}$: 53 -62 20
 $LAB^*LCH^*_{Ma}$: 53 66 162
 $lab^*rgb^*_{Ma}$: 0.0 1.0 0.0
 $lab^*olv^*_{Ma}$: 0.0 1.0 0.0

ORS20_95a; adapted (a) CIELAB data					
	$L^*=L^*_a$	a^*_a	b^*_a	$C^*_{ab,a}$	$h^*_{ab,a}$
r00j	48.88	63.91	30.45	70.79	25
r25j	55.85	50.36	45.65	67.97	42
r50j	65.45	33.86	56.12	65.54	59
r75j	75.19	17.13	66.73	68.89	76
j00g	87.03	-3.21	79.64	79.7	92
j25g	80.72	-24.03	66.82	71.01	110
j50g	70.64	-38.01	49.96	62.78	127
j75g	61.93	-50.08	35.41	61.34	145
g00b	52.8	-62.76	20.12	65.91	162
g25b	55.7	-47.65	-8.05	48.34	190
g50b	57.82	-36.91	-27.79	46.22	217
g75b	55.5	-21.19	-44.16	49.0	244
b00r	41.6	1.31	-43.27	43.3	272
b25r	29.0	24.11	-41.46	47.97	300
b50r	38.04	44.73	-27.29	52.41	329
b75r	49.48	70.07	-3.61	70.16	357

%Gamut
 $u^*_{rel} = 83$
 %Regularity
 $g^*_{H,rel} = 72$
 $g^*_{C,rel} = 57$

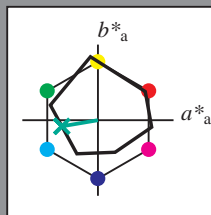


BAM registration: 20080701-De99/10L/L99E00NP.PS/.PDF
 application for evaluation and measurement of printer or monitor systems
 BAM material: code=rhadata

See for similar files: <http://www.ps.bam.de/De99/>; www.ps.bam.de/De.HTM
 Technical information: <http://www.ps.bam.de>
 Version 2.1, io=1,1, ColSPx=1

Input and output: Colorimetric Printer Reflective System ORS20_95a for relative CIELAB hue $h^* = lab^*h^* = h_{ab}/360 = 190/360 = 0.527$

data for any colour:
 lab^*tch^* and lab^*icu^*
 elementary hue text:
 $u^* = g25b$
 contrast reduction factor:
 $c_R = 0.96$
 triangle lightness t^*



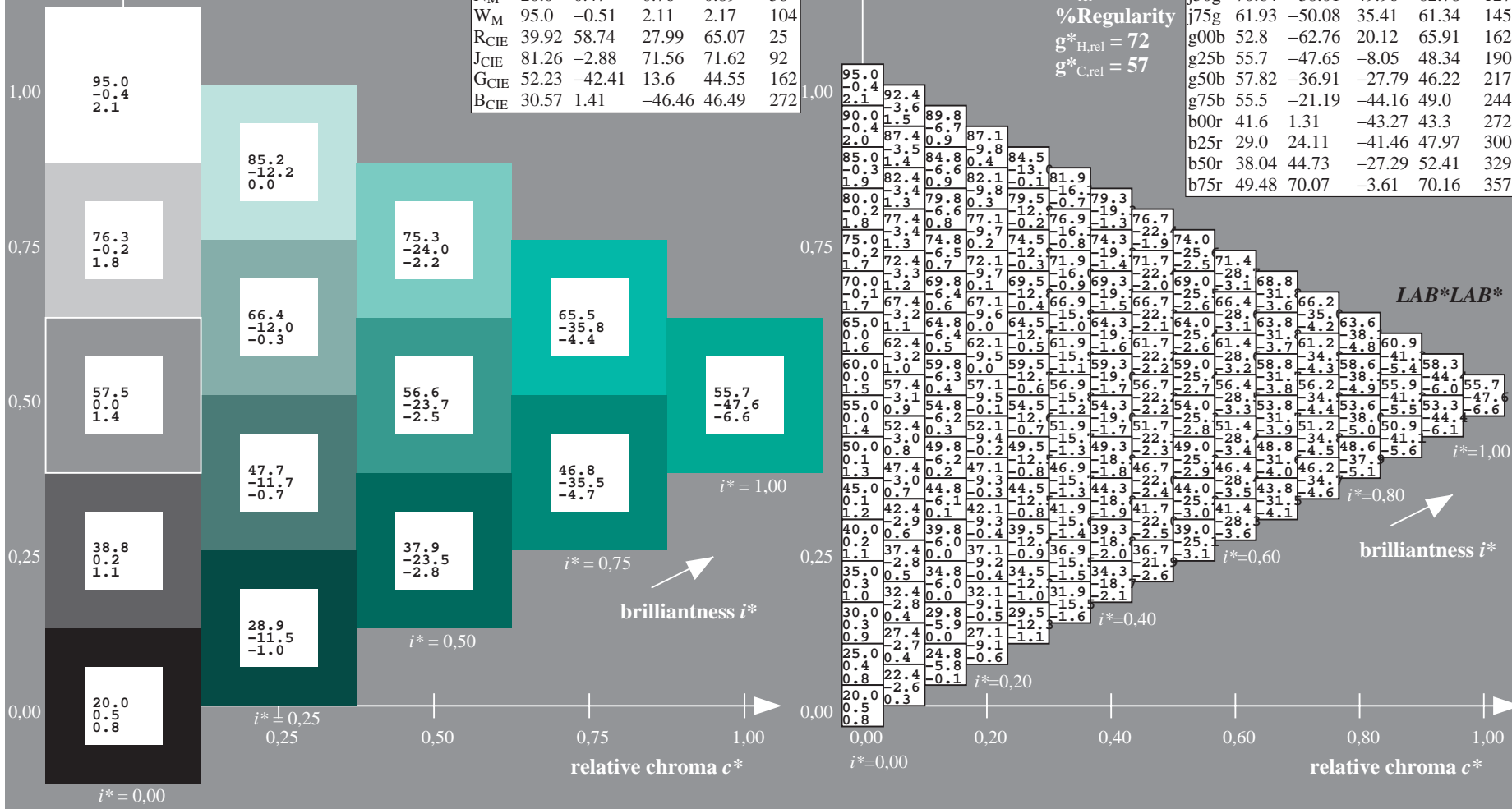
ORS20_95; CIELAB data					
	$L^*=L^*$	a^*	b^*	C^*_{ab}	h^*_{ab}
O _M	48.75	62.65	39.19	73.89	32
Y _M	90.92	-10.35	85.91	86.53	97
L _M	52.69	-62.87	21.3	66.38	161
C _M	59.61	-27.91	-42.96	51.24	237
V _M	28.39	23.07	-41.5	47.5	299
M _M	49.58	71.15	-7.89	71.59	354
N _M	20.0	0.47	0.76	0.89	58
W _M	95.0	-0.51	2.11	2.17	104
R _{CIE}	39.92	58.74	27.99	65.07	25
J _{CIE}	81.26	-2.88	71.56	71.62	92
G _{CIE}	52.23	-42.41	13.6	44.55	162
B _{CIE}	30.57	1.41	-46.46	46.49	272

Data for maximum colour (Ma):

$LAB^*LAB^*_{Ma}$: 56 -47 -7
 $LAB^*LCH^*_{Ma}$: 56 48 190
 $lab^*rgb^*_{Ma}$: 0.0 1.0 0.5
 $lab^*olv^*_{Ma}$: 0.0 1.0 0.44

ORS20_95a; adapted (a) CIELAB data					
	$L^*=L^*_a$	a^*_a	b^*_a	$C^*_{ab,a}$	$h^*_{ab,a}$
r00j	48.88	63.91	30.45	70.79	25
r25j	55.85	50.36	45.65	67.97	42
r50j	65.45	33.86	56.12	65.54	59
r75j	75.19	17.13	66.73	68.89	76
j00g	87.03	-3.21	79.64	79.7	92
j25g	80.72	-24.03	66.82	71.01	110
j50g	70.64	-38.01	49.96	62.78	127
j75g	61.93	-50.08	35.41	61.34	145
g00b	52.8	-62.76	20.12	65.91	162
g25b	55.7	-47.65	-8.05	48.34	190
g50b	57.82	-36.91	-27.79	46.22	217
g75b	55.5	-21.19	-44.16	49.0	244
b00r	41.6	1.31	-43.27	43.3	272
b25r	29.0	24.11	-41.46	47.97	300
b50r	38.04	44.73	-27.29	52.41	329
b75r	49.48	70.07	-3.61	70.16	357

triangle lightness t^*
 %Gamut
 $u^*_{rel} = 83$
 %Regularity
 $g^*_{H,rel} = 72$
 $g^*_{C,rel} = 57$

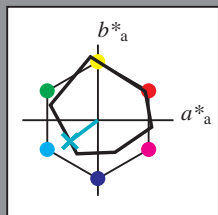


See for similar files: <http://www.ps.bam.de/De99/>; www.ps.bam.de/De.HTM
 Technical information: <http://www.ps.bam.de>
 Version 2.1, io=1,1, ColSPx=1

BAM registration: 20080701-De99/10L/L99E00NP.PS/ .PDF
 application for evaluation and measurement of printer or monitor systems
 BAM material: code=rhadata

Input and output: Colorimetric Printer Reflective System ORS20_95a for relative CIELAB hue $h^* = lab^*h^* = h_{ab}/360 = 217/360 = 0.603$

data for any colour:
 lab^*tch^* and lab^*icu^*
 elementary hue text:
 $u^* = g50b$
 contrast reduction factor:
 $c_R = 0.96$
 triangle lightness t^*



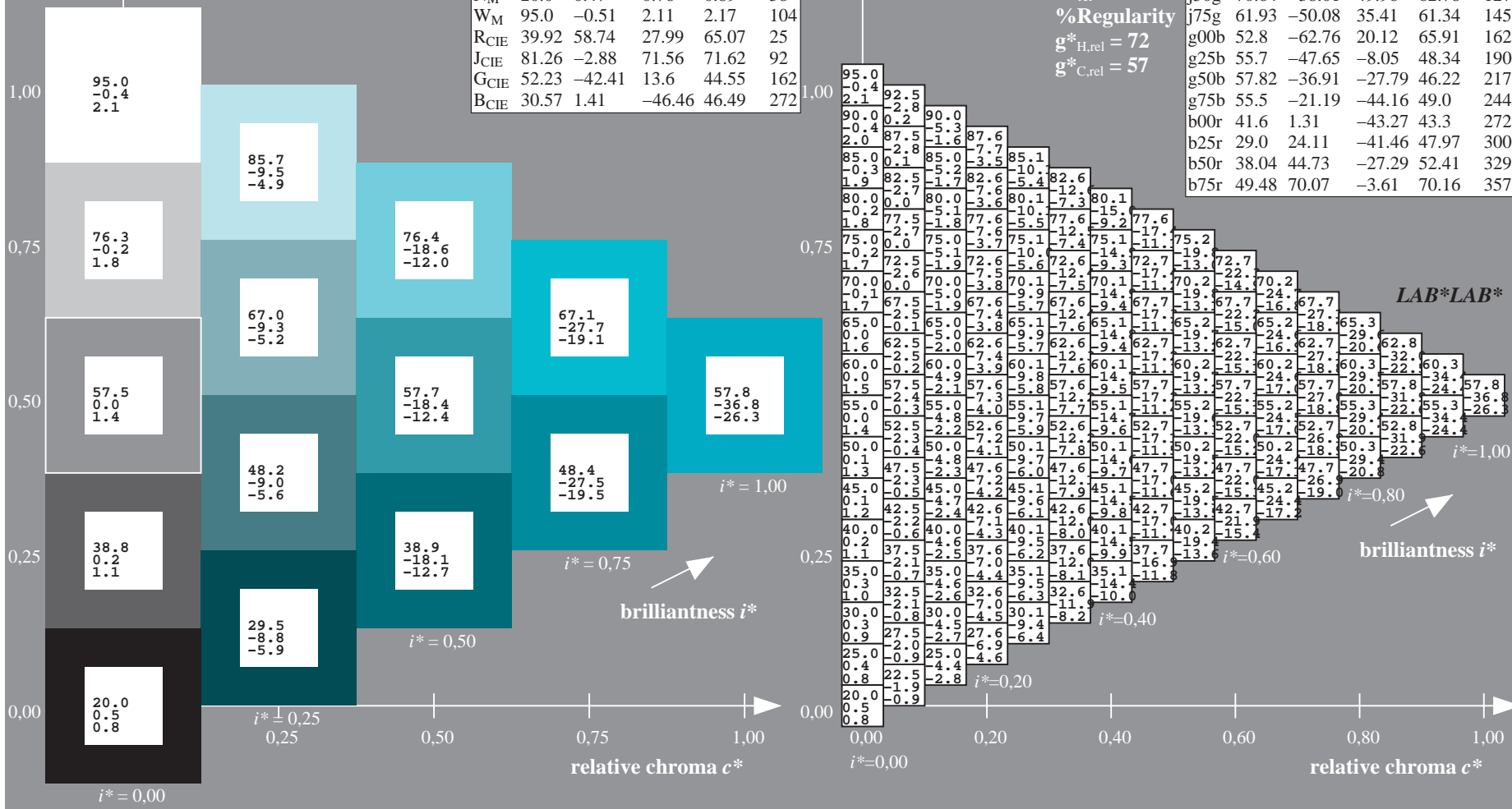
ORS20_95; CIELAB data					
	$L^*=L^*$	a^*	b^*	C^*_{ab}	h^*_{ab}
O _M	48.75	62.65	39.19	73.89	32
Y _M	90.92	-10.35	85.91	86.53	97
L _M	52.69	-62.87	21.3	66.38	161
C _M	59.61	-27.91	-42.96	51.24	237
V _M	28.39	23.07	-41.5	47.5	299
M _M	49.58	71.15	-7.89	71.59	354
N _M	20.0	0.47	0.76	0.89	58
W _M	95.0	-0.51	2.11	2.17	104
R _{CIE}	39.92	58.74	27.99	65.07	25
J _{CIE}	81.26	-2.88	71.56	71.62	92
G _{CIE}	52.23	-42.41	13.6	44.55	162
B _{CIE}	30.57	1.41	-46.46	46.49	272

Data for maximum colour (Ma):

$LAB^*LAB^*_{Ma}$: 58 -36 -27
 $LAB^*LCH^*_{Ma}$: 58 46 217
 $lab^*rgb^*_{Ma}$: 0.0 1.0 1.0
 $lab^*olv^*_{Ma}$: 0.0 1.0 0.74

ORS20_95a; adapted (a) CIELAB data					
	$L^*=L^*_a$	a^*_a	b^*_a	$C^*_{ab,a}$	$h^*_{ab,a}$
r00j	48.88	63.91	30.45	70.79	25
r25j	55.85	50.36	45.65	67.97	42
r50j	65.45	33.86	56.12	65.54	59
r75j	75.19	17.13	66.73	68.89	76
j00g	87.03	-3.21	79.64	79.7	92
j25g	80.72	-24.03	66.82	71.01	110
j50g	70.64	-38.01	49.96	62.78	127
j75g	61.93	-50.08	35.41	61.34	145
g00b	52.8	-62.76	20.12	65.91	162
g25b	55.7	-47.65	-8.05	48.34	190
g50b	57.82	-36.91	-27.79	46.22	217
g75b	55.5	-21.19	-44.16	49.0	244
b00r	41.6	1.31	-43.27	43.3	272
b25r	29.0	24.11	-41.46	47.97	300
b50r	38.04	44.73	-27.29	52.41	329
b75r	49.48	70.07	-3.61	70.16	357

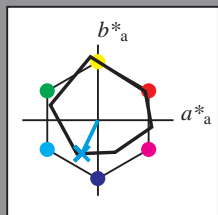
triangle lightness t^*
 %Gamut
 $u^*_{rel} = 83$
 %Regularity
 $g^*_{H,rel} = 72$
 $g^*_{C,rel} = 57$



BAM registration: 20080701-De99/10L/L99E00NP.PS/ .PDF
 application for evaluation and measurement of printer or monitor systems
 BAM material: code=rhadata

Input and output: Colorimetric Printer Reflective System ORS20_95a for relative CIELAB hue $h^* = lab^*h^* = h_{ab}/360 = 244/360 = 0.679$

data for any colour:
 lab^*tch^* and lab^*icu^*
 elementary hue text:
 $u^* = g75b$
 contrast reduction factor:
 $c_R = 0.96$
 triangle lightness t^*



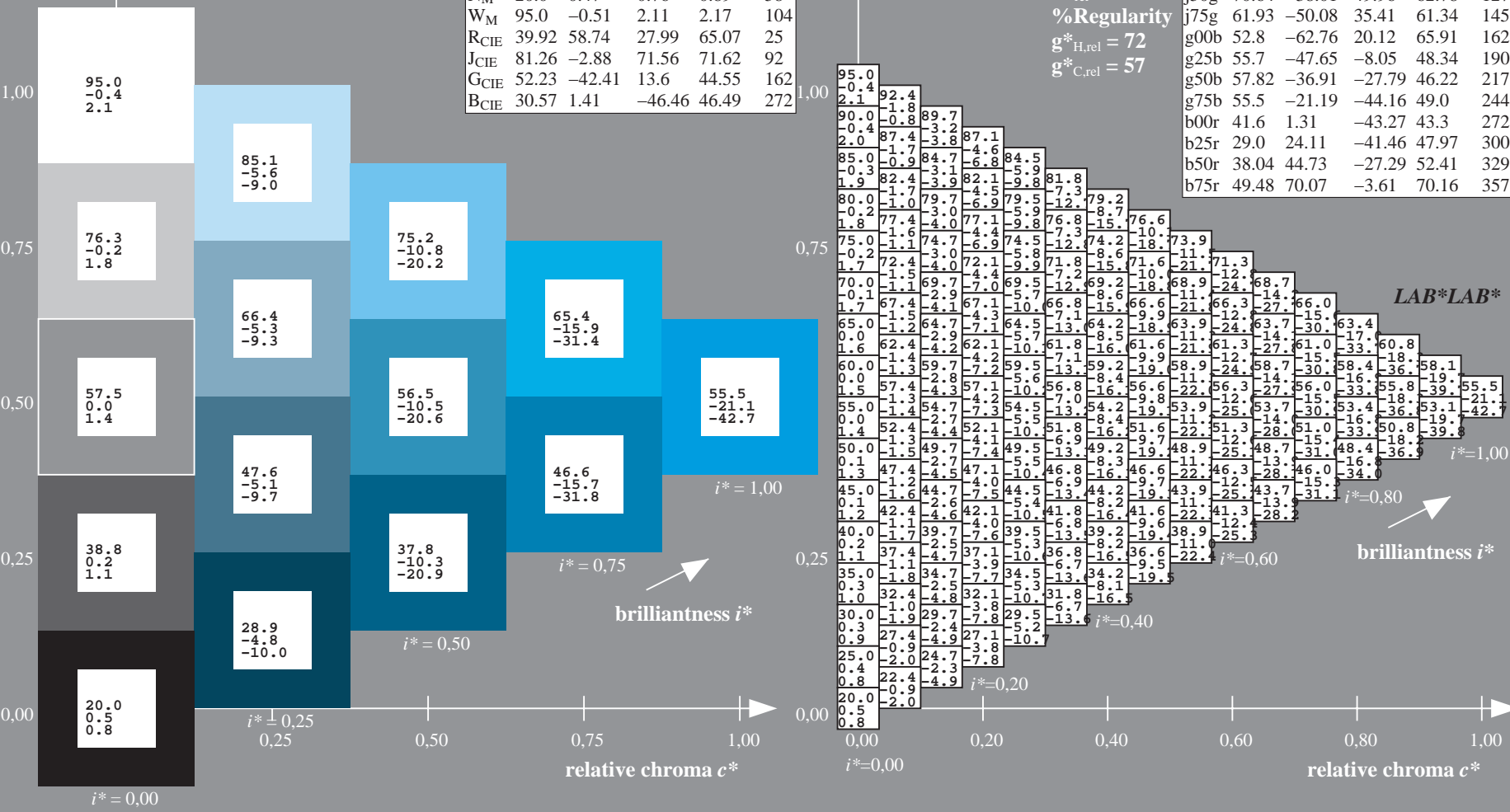
ORS20_95; CIELAB data					
	$L^*=L^*$	a^*	b^*	C^*_{ab}	h^*_{ab}
O _M	48.75	62.65	39.19	73.89	32
Y _M	90.92	-10.35	85.91	86.53	97
L _M	52.69	-62.87	21.3	66.38	161
C _M	59.61	-27.91	-42.96	51.24	237
V _M	28.39	23.07	-41.5	47.5	299
M _M	49.58	71.15	-7.89	71.59	354
N _M	20.0	0.47	0.76	0.89	58
W _M	95.0	-0.51	2.11	2.17	104
R _{CIE}	39.92	58.74	27.99	65.07	25
J _{CIE}	81.26	-2.88	71.56	71.62	92
G _{CIE}	52.23	-42.41	13.6	44.55	162
B _{CIE}	30.57	1.41	-46.46	46.49	272

$u^* = g75b$
 LAB^*LAB^*

Data for maximum colour (Ma):

$LAB^*LAB^*_{Ma}: 55 -20 -43$
 $LAB^*LCH^*_{Ma}: 55 49 244$
 $lab^*rgb^*_{Ma}: 0.0 0.5 1.0$
 $lab^*olv^*_{Ma}: 0.0 0.87 1.0$

ORS20_95a; adapted (a) CIELAB data					
	$L^*=L^*_a$	a^*_a	b^*_a	$C^*_{ab,a}$	$h^*_{ab,a}$
r00j	48.88	63.91	30.45	70.79	25
r25j	55.85	50.36	45.65	67.97	42
r50j	65.45	33.86	56.12	65.54	59
r75j	75.19	17.13	66.73	68.89	76
j00g	87.03	-3.21	79.64	79.7	92
j25g	80.72	-24.03	66.82	71.01	110
j50g	70.64	-38.01	49.96	62.78	127
j75g	61.93	-50.08	35.41	61.34	145
g00b	52.8	-62.76	20.12	65.91	162
g25b	55.7	-47.65	-8.05	48.34	190
g50b	57.82	-36.91	-27.79	46.22	217
g75b	55.5	-21.19	-44.16	49.0	244
b00r	41.6	1.31	-43.27	43.3	272
b25r	29.0	24.11	-41.46	47.97	300
b50r	38.04	44.73	-27.29	52.41	329
b75r	49.48	70.07	-3.61	70.16	357

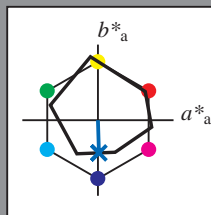


See for similar files: <http://www.ps.bam.de/De99/>; www.ps.bam.de/De.HTM
 Technical information: <http://www.ps.bam.de> Version 2.1, io=1,1, ColSPX=1

BAM registration: 20080701-De99/10L/L99E00NP.PS/ .PDF BAM material: code=rhadata
 application for evaluation and measurement of printer or monitor systems

Input and output: Colorimetric Printer Reflective System ORS20_95a for relative CIELAB hue $h^* = lab^*h^* = h_{ab}/360 = 272/360 = 0.755$

data for any colour:
 lab^*tch^* and lab^*icu^*
 elementary hue text:
 $u^* = b00r$
 contrast reduction factor:
 $c_R = 0.96$
 triangle lightness t^*

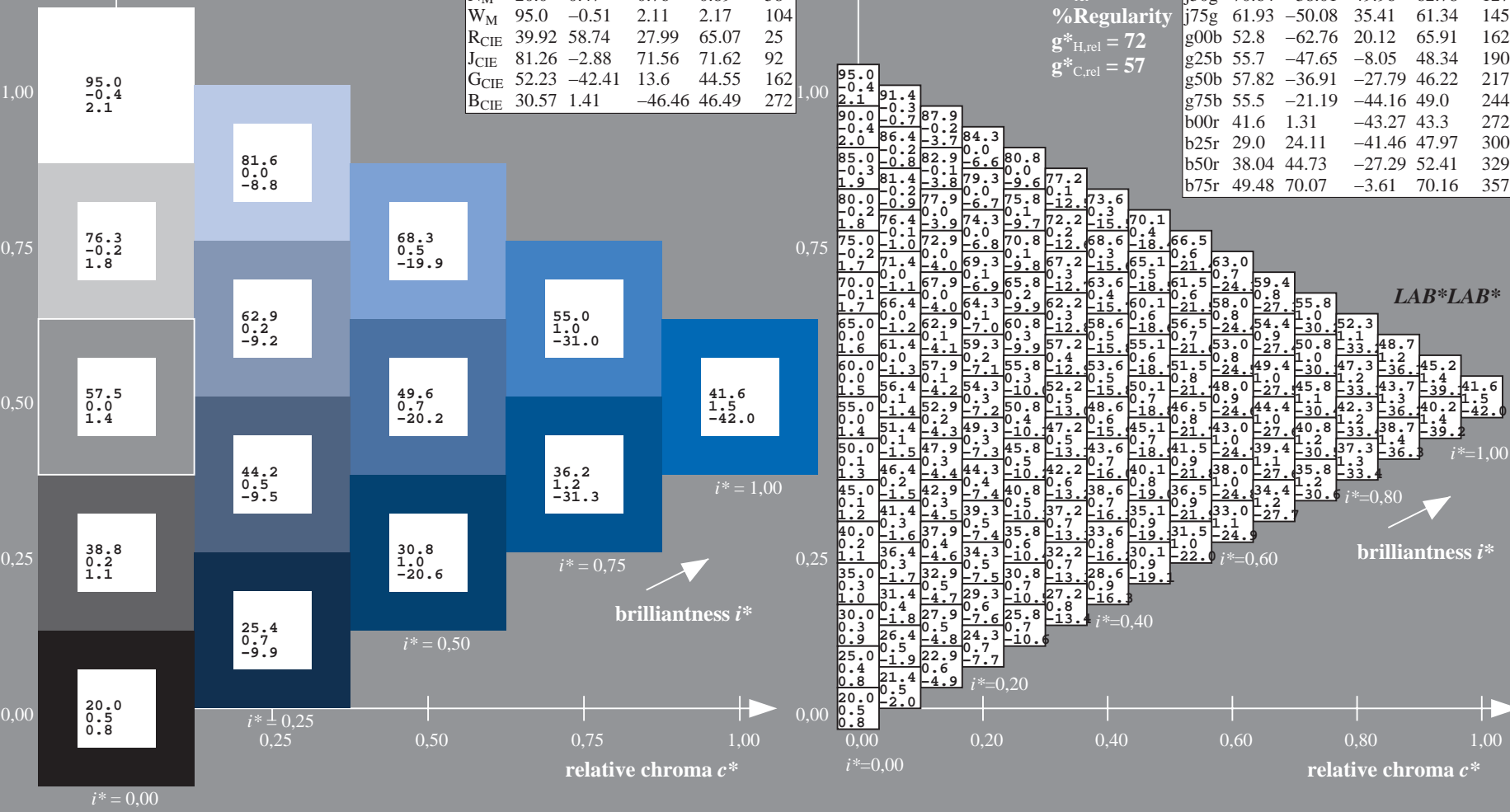


ORS20_95; CIELAB data					
	$L^*=L^*$	a^*	b^*	C^*_{ab}	h^*_{ab}
O _M	48.75	62.65	39.19	73.89	32
Y _M	90.92	-10.35	85.91	86.53	97
L _M	52.69	-62.87	21.3	66.38	161
C _M	59.61	-27.91	-42.96	51.24	237
V _M	28.39	23.07	-41.5	47.5	299
M _M	49.58	71.15	-7.89	71.59	354
N _M	20.0	0.47	0.76	0.89	58
W _M	95.0	-0.51	2.11	2.17	104
R _{CIE}	39.92	58.74	27.99	65.07	25
J _{CIE}	81.26	-2.88	71.56	71.62	92
G _{CIE}	52.23	-42.41	13.6	44.55	162
B _{CIE}	30.57	1.41	-46.46	46.49	272

Data for maximum colour (Ma):

$LAB^*LAB^*_{Ma}$: 42 1 -42
 $LAB^*LCH^*_{Ma}$: 42 43 272
 $lab^*rgb^*_{Ma}$: 0.0 0.0 1.0
 $lab^*olv^*_{Ma}$: 0.0 0.42 1.0

ORS20_95a; adapted (a) CIELAB data					
	$L^*=L^*$	a^*_a	b^*_a	$C^*_{ab,a}$	$h^*_{ab,a}$
r00j	48.88	63.91	30.45	70.79	25
r25j	55.85	50.36	45.65	67.97	42
r50j	65.45	33.86	56.12	65.54	59
r75j	75.19	17.13	66.73	68.89	76
j00g	87.03	-3.21	79.64	79.7	92
j25g	80.72	-24.03	66.82	71.01	110
j50g	70.64	-38.01	49.96	62.78	127
j75g	61.93	-50.08	35.41	61.34	145
g00b	52.8	-62.76	20.12	65.91	162
g25b	55.7	-47.65	-8.05	48.34	190
g50b	57.82	-36.91	-27.79	46.22	217
g75b	55.5	-21.19	-44.16	49.0	244
b00r	41.6	1.31	-43.27	43.3	272
b25r	29.0	24.11	-41.46	47.97	300
b50r	38.04	44.73	-27.29	52.41	329
b75r	49.48	70.07	-3.61	70.16	357



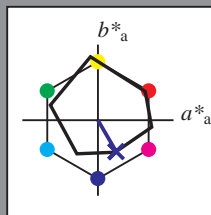
%Gamut
 $u^*_{rel} = 83$
 %Regularity
 $g^*_{H,rel} = 72$
 $g^*_{C,rel} = 57$

See for similar files: <http://www.ps.bam.de/De99/>; www.ps.bam.de/De.HTM
 Technical information: <http://www.ps.bam.de> Version 2.1, io=1,1, ColSPx=1

BAM registration: 20080701-De99/10L/L99E00NP.PS/ .PDF BAM material: code=rhadata
 application for evaluation and measurement of printer or monitor systems

Input and output: Colorimetric Printer Reflective System ORS20_95a for relative CIELAB hue $h^* = lab^*h^* = h_{ab}/360 = 300/360 = 0.834$

data for any colour:
 lab^*tch^* and lab^*icu^*
 elementary hue text:
 $u^* = b25r$
 contrast reduction factor:
 $c_R = 0.96$
 triangle lightness t^*



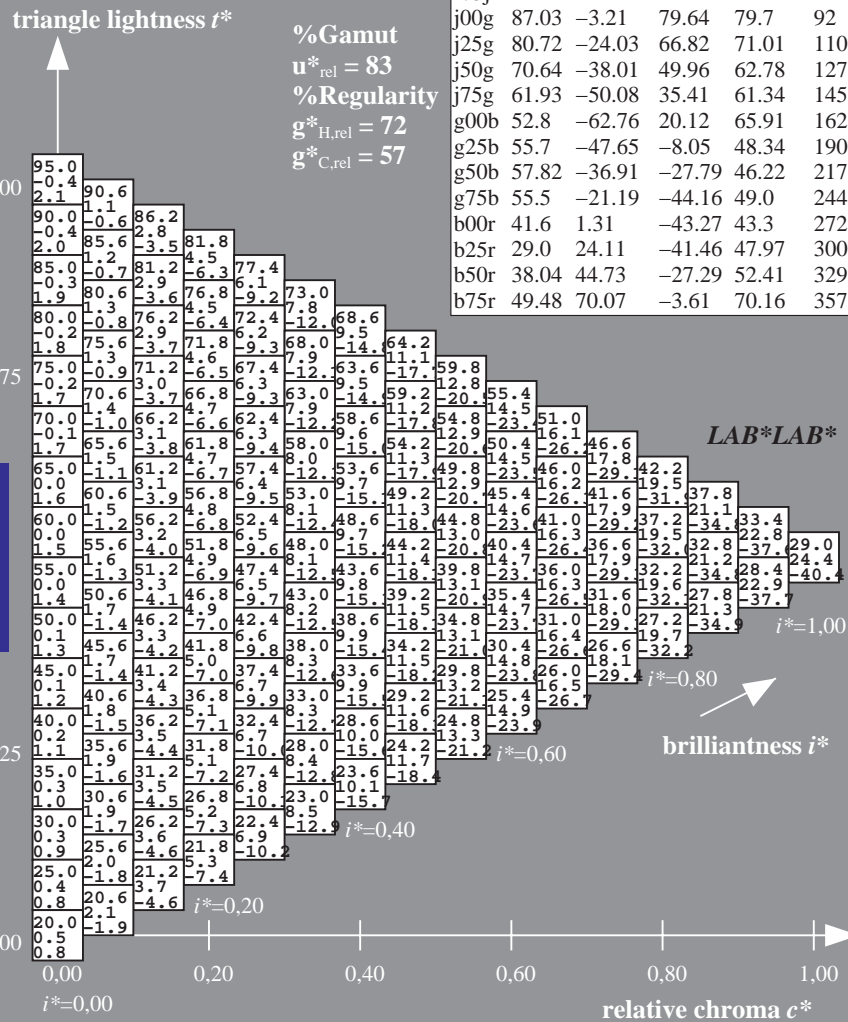
ORS20_95; CIELAB data					
	$L^*=L^*$	a^*	b^*	C^*_{ab}	h^*_{ab}
O _M	48.75	62.65	39.19	73.89	32
Y _M	90.92	-10.35	85.91	86.53	97
L _M	52.69	-62.87	21.3	66.38	161
C _M	59.61	-27.91	-42.96	51.24	237
V _M	28.39	23.07	-41.5	47.5	299
M _M	49.58	71.15	-7.89	71.59	354
N _M	20.0	0.47	0.76	0.89	58
W _M	95.0	-0.51	2.11	2.17	104
R _{CIE}	39.92	58.74	27.99	65.07	25
J _{CIE}	81.26	-2.88	71.56	71.62	92
G _{CIE}	52.23	-42.41	13.6	44.55	162
B _{CIE}	30.57	1.41	-46.46	46.49	272

Data for maximum colour (Ma):

$LAB^*LAB^*_{Ma}$: 29 24 -40
 $LAB^*LCH^*_{Ma}$: 29 48 300
 $lab^*rgb^*_{Ma}$: 0.5 0.0 1.0
 $lab^*olv^*_{Ma}$: 0.03 0.0 1.0

ORS20_95a; adapted (a) CIELAB data					
	$L^*=L^*_a$	a^*_a	b^*_a	$C^*_{ab,a}$	$h^*_{ab,a}$
r00j	48.88	63.91	30.45	70.79	25
r25j	55.85	50.36	45.65	67.97	42
r50j	65.45	33.86	56.12	65.54	59
r75j	75.19	17.13	66.73	68.89	76
j00g	87.03	-3.21	79.64	79.7	92
j25g	80.72	-24.03	66.82	71.01	110
j50g	70.64	-38.01	49.96	62.78	127
j75g	61.93	-50.08	35.41	61.34	145
g00b	52.8	-62.76	20.12	65.91	162
g25b	55.7	-47.65	-8.05	48.34	190
g50b	57.82	-36.91	-27.79	46.22	217
g75b	55.5	-21.19	-44.16	49.0	244
b00r	41.6	1.31	-43.27	43.3	272
b25r	29.0	24.11	-41.46	47.97	300
b50r	38.04	44.73	-27.29	52.41	329
b75r	49.48	70.07	-3.61	70.16	357

%Gamut
 $u^*_{rel} = 83$
 %Regularity
 $g^*_{H,rel} = 72$
 $g^*_{C,rel} = 57$



See for similar files: <http://www.ps.bam.de/De99/>; www.ps.bam.de/De.HTM
 Technical information: <http://www.ps.bam.de> Version 2.1, io=1,1, ColSPx=1

BAM registration: 20080701-De99/10L/L99E00NP.PS/.PDF BAM material: code=rhadata
 application for evaluation and measurement of printer or monitor systems

Input and output: Colorimetric Printer Reflective System ORS20_95a for relative CIELAB hue $h^* = lab^*h^* = h_{ab}/360 = 329/360 = 0.913$

data for any colour:

lab^*tch^* and lab^*icu^*

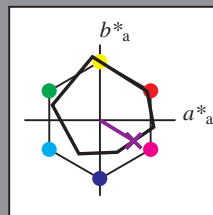
elementary hue text:

$u^* = b50r$

contrast reduction factor:

$c_R = 0.96$

triangle lightness t^*



ORS20_95; CIELAB data					
	$L^*=L^*$	a^*	b^*	C^*_{ab}	h^*_{ab}
O _M	48.75	62.65	39.19	73.89	32
Y _M	90.92	-10.35	85.91	86.53	97
L _M	52.69	-62.87	21.3	66.38	161
C _M	59.61	-27.91	-42.96	51.24	237
V _M	28.39	23.07	-41.5	47.5	299
M _M	49.58	71.15	-7.89	71.59	354
N _M	20.0	0.47	0.76	0.89	58
W _M	95.0	-0.51	2.11	2.17	104
R _{CIE}	39.92	58.74	27.99	65.07	25
J _{CIE}	81.26	-2.88	71.56	71.62	92
G _{CIE}	52.23	-42.41	13.6	44.55	162
B _{CIE}	30.57	1.41	-46.46	46.49	272

Data for maximum colour (Ma):

$LAB^*LAB^*_{Ma}$: 38 45 -26

$LAB^*LCH^*_{Ma}$: 38 52 329

$lab^*rgb^*_{Ma}$: 1.0 0.0 1.0

$lab^*olv^*_{Ma}$: 0.46 0.0 1.0

triangle lightness t^*

%Gamut

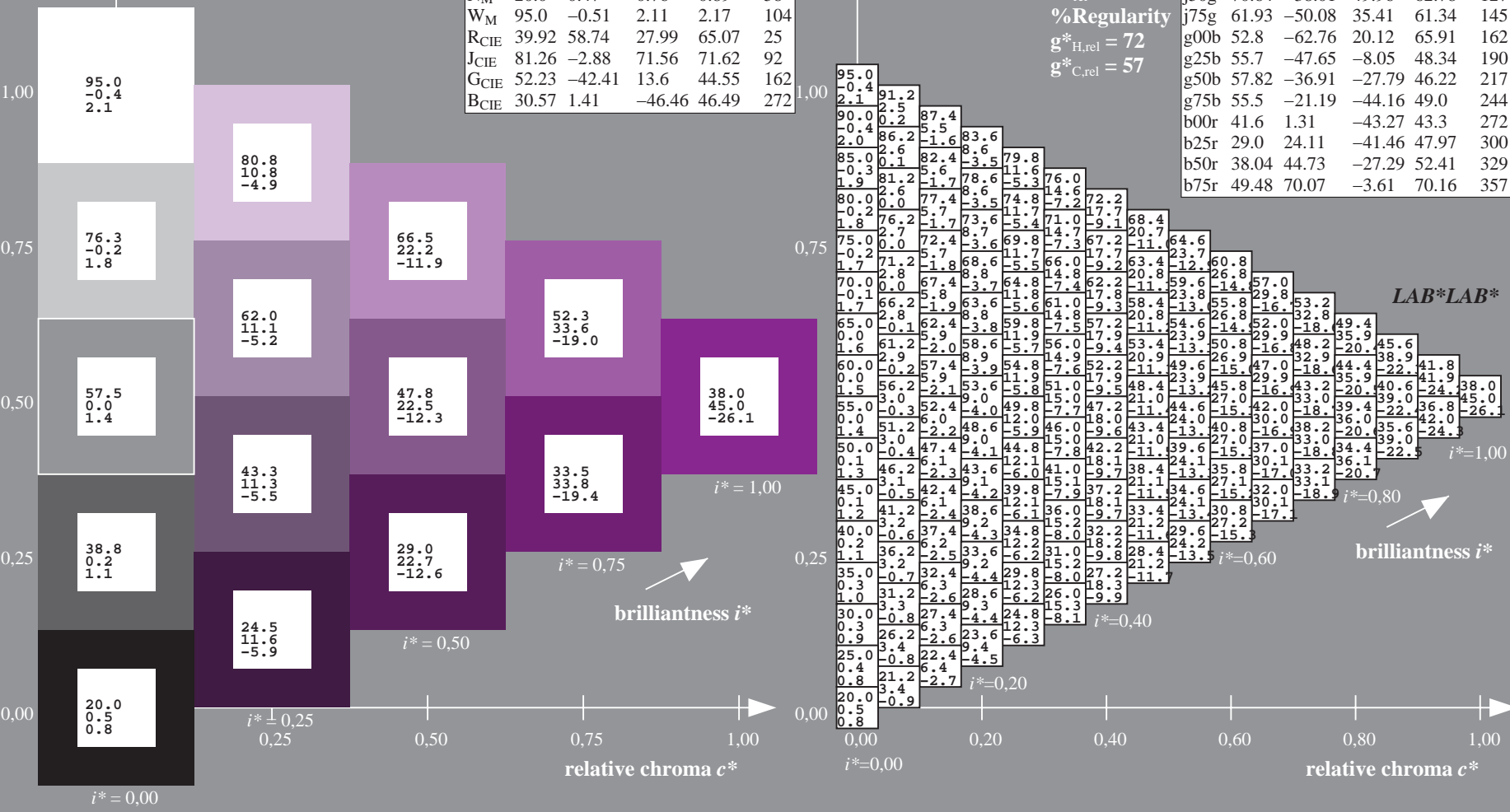
$u^*_{rel} = 83$

%Regularity

$g^*_{H,rel} = 72$

$g^*_{C,rel} = 57$

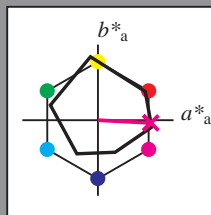
ORS20_95a; adapted (a) CIELAB data					
	$L^*=L^*$	a^*_a	b^*_a	$C^*_{ab,a}$	$h^*_{ab,a}$
r00j	48.88	63.91	30.45	70.79	25
r25j	55.85	50.36	45.65	67.97	42
r50j	65.45	33.86	56.12	65.54	59
r75j	75.19	17.13	66.73	68.89	76
j00g	87.03	-3.21	79.64	79.7	92
j25g	80.72	-24.03	66.82	71.01	110
j50g	70.64	-38.01	49.96	62.78	127
j75g	61.93	-50.08	35.41	61.34	145
g00b	52.8	-62.76	20.12	65.91	162
g25b	55.7	-47.65	-8.05	48.34	190
g50b	57.82	-36.91	-27.79	46.22	217
g75b	55.5	-21.19	-44.16	49.0	244
b00r	41.6	1.31	-43.27	43.3	272
b25r	29.0	24.11	-41.46	47.97	300
b50r	38.04	44.73	-27.29	52.41	329
b75r	49.48	70.07	-3.61	70.16	357



BAM registration: 20080701-De99/10L/L99E00NP.PS/ .PDF
 application for evaluation and measurement of printer or monitor systems
 BAM material: code=rhadata

Input and output: Colorimetric Printer Reflective System ORS20_95a for relative CIELAB hue $h^* = lab^*h^* = h_{ab}/360 = 357/360 = 0.992$

data for any colour:
 lab^*tch^* and lab^*icu^*
 elementary hue text:
 $u^* = b75r$
 contrast reduction factor:
 $c_R = 0.96$
 triangle lightness t^*



ORS20_95; CIELAB data					
	$L^*=L^*$	a^*	b^*	C^*_{ab}	h^*_{ab}
O _M	48.75	62.65	39.19	73.89	32
Y _M	90.92	-10.35	85.91	86.53	97
L _M	52.69	-62.87	21.3	66.38	161
C _M	59.61	-27.91	-42.96	51.24	237
V _M	28.39	23.07	-41.5	47.5	299
M _M	49.58	71.15	-7.89	71.59	354
N _M	20.0	0.47	0.76	0.89	58
W _M	95.0	-0.51	2.11	2.17	104
R _{CIE}	39.92	58.74	27.99	65.07	25
J _{CIE}	81.26	-2.88	71.56	71.62	92
G _{CIE}	52.23	-42.41	13.6	44.55	162
B _{CIE}	30.57	1.41	-46.46	46.49	272

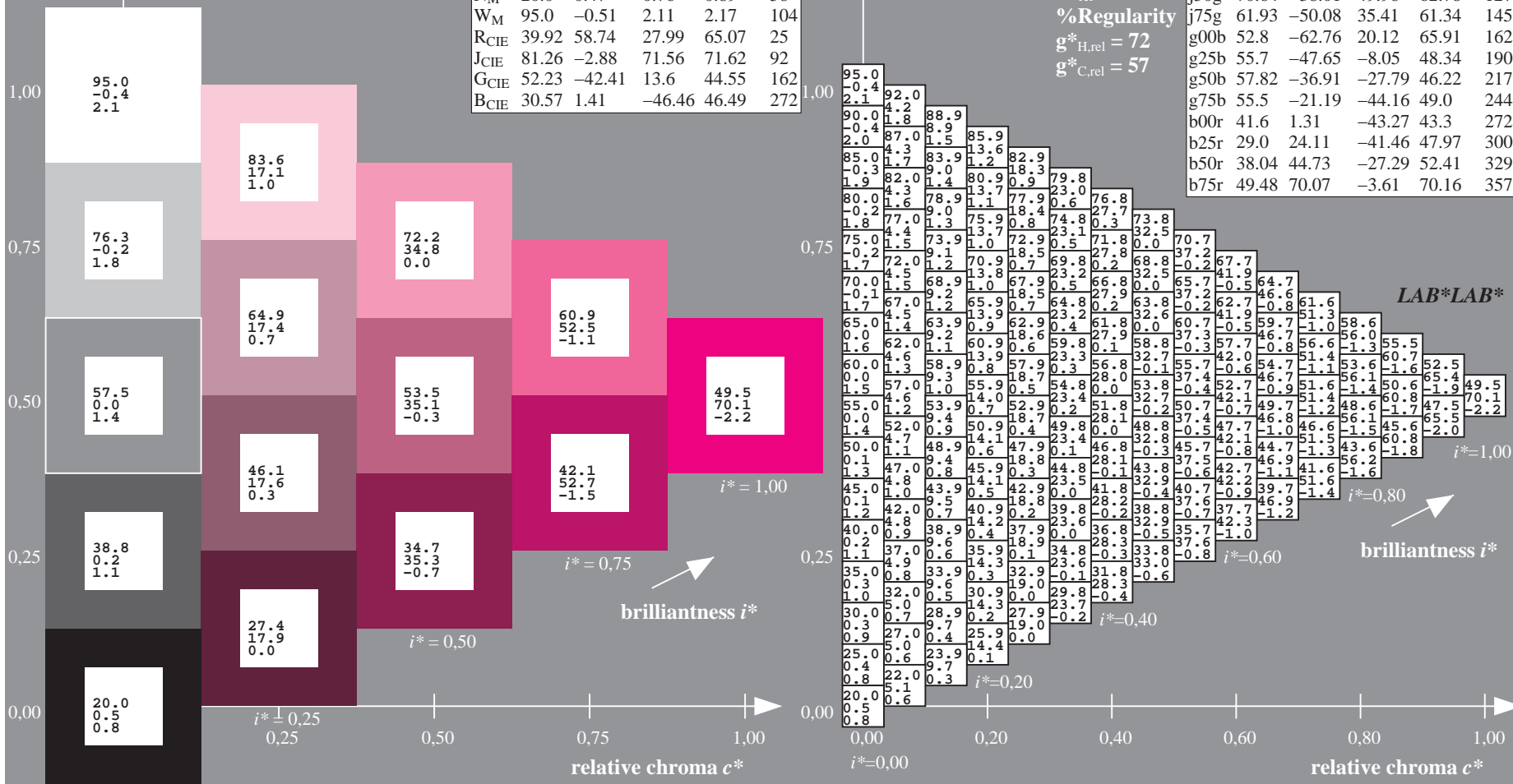
$u^* = b75r$
 LAB^*LAB^*

Data for maximum colour (Ma):

$LAB^*LAB^*_{Ma}$: 49 70 -3
 $LAB^*LCH^*_{Ma}$: 49 70 357
 $lab^*rgb^*_{Ma}$: 1.0 0.0 0.5
 $lab^*olv^*_{Ma}$: 1.0 0.0 0.88

ORS20_95a; adapted (a) CIELAB data					
	$L^*=L^*_a$	a^*_a	b^*_a	$C^*_{ab,a}$	$h^*_{ab,a}$
r00j	48.88	63.91	30.45	70.79	25
r25j	55.85	50.36	45.65	67.97	42
r50j	65.45	33.86	56.12	65.54	59
r75j	75.19	17.13	66.73	68.89	76
j00g	87.03	-3.21	79.64	79.7	92
j25g	80.72	-24.03	66.82	71.01	110
j50g	70.64	-38.01	49.96	62.78	127
j75g	61.93	-50.08	35.41	61.34	145
g00b	52.8	-62.76	20.12	65.91	162
g25b	55.7	-47.65	-8.05	48.34	190
g50b	57.82	-36.91	-27.79	46.22	217
g75b	55.5	-21.19	-44.16	49.0	244
b00r	41.6	1.31	-43.27	43.3	272
b25r	29.0	24.11	-41.46	47.97	300
b50r	38.04	44.73	-27.29	52.41	329
b75r	49.48	70.07	-3.61	70.16	357

triangle lightness t^*
 %Gamut
 $u^*_{rel} = 83$
 %Regularity
 $g^*_{H,rel} = 72$
 $g^*_{C,rel} = 57$



See for similar files: <http://www.ps.bam.de/De99/>; www.ps.bam.de/De.HTM
 Technical information: <http://www.ps.bam.de> Version 2.1, io=1,1, ColSPx=1

BAM registration: 20080701-De99/10L/L99E00NP.PS/ .PDF BAM material: code=rhadata
 application for evaluation and measurement of printer or monitor systems

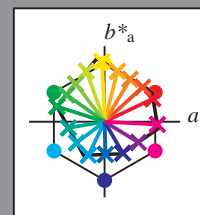
See for similar files: <http://www.ps.bam.de/De99/>; www.ps.bam.de/De/De99/; www.ps.bam.de/De/De99/
Technical information: <http://www.ps.bam.de>
Version 2.1, io=1,1, ColSPX=1

BAM registration: 20080701-De99/10L/L99E00NP.PS/.PDF BAM material: code=rhdata
application for evaluation and measurement of printer or monitor systems

Table with columns A through LAB*LAB* and rows 01 through 27. Each cell contains numerical data representing color calibration values.

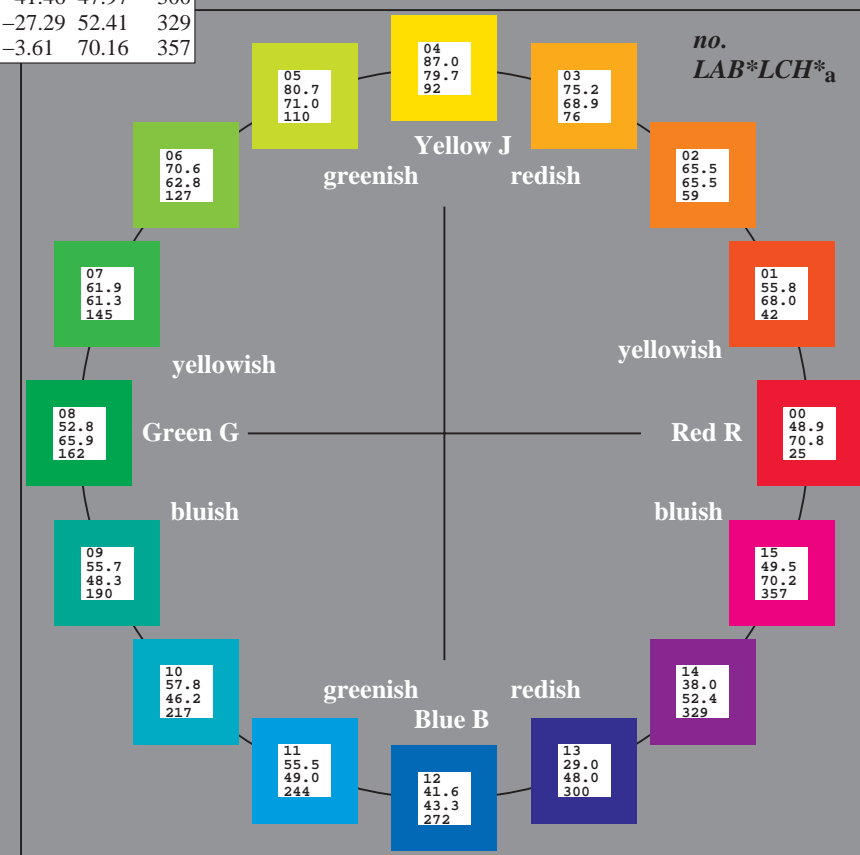
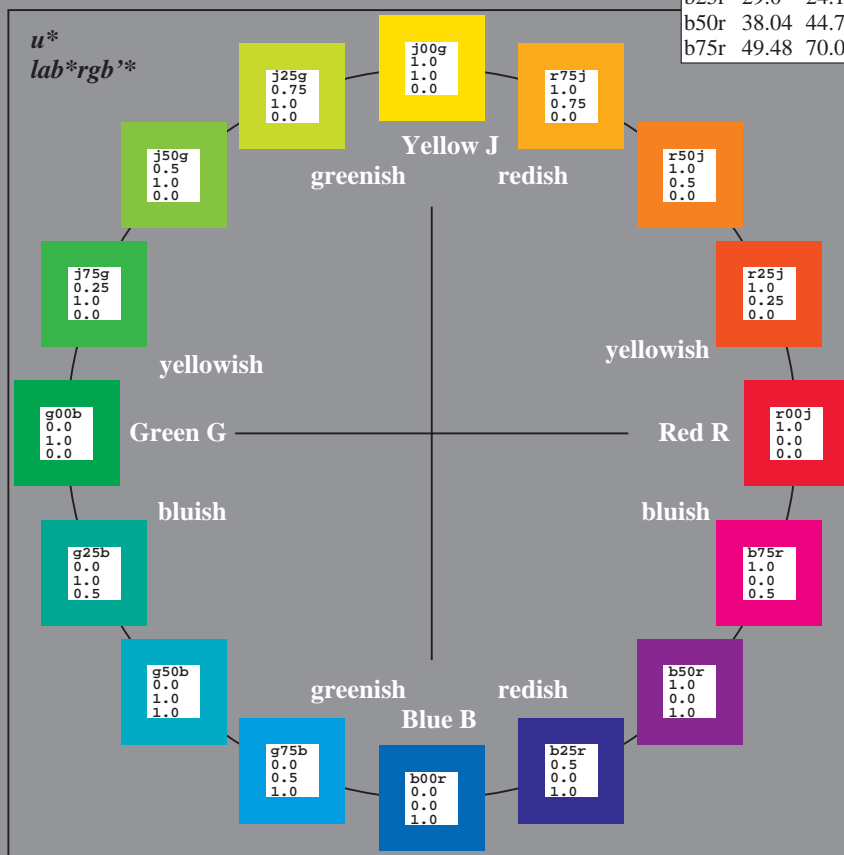
Input and output:
 Colorimetric Printer Reflective System ORS20_95a
 data for any colour:
 $lab^*_{tch^*}$ and $lab^*_{icu^*}$
 elementary hue text:
 $u^* = 16$ hues $r00j, r25j, \dots, b75r$
 contrast reduction factor:
 $c_R = 0.96$

ORS20_95a; adapted (a) CIELAB data					
	$L^*=L^*_a$	a^*_a	b^*_a	$C^*_{ab,a}$	$h^*_{ab,a}$
r00j	48.88	63.91	30.45	70.79	25
r25j	55.85	50.36	45.65	67.97	42
r50j	65.45	33.86	56.12	65.54	59
r75j	75.19	17.13	66.73	68.89	76
j00g	87.03	-3.21	79.64	79.7	92
j25g	80.72	-24.03	66.82	71.01	110
j50g	70.64	-38.01	49.96	62.78	127
j75g	61.93	-50.08	35.41	61.34	145
g00b	52.8	-62.76	20.12	65.91	162
g25b	55.7	-47.65	-8.05	48.34	190
g50b	57.82	-36.91	-27.79	46.22	217
g75b	55.5	-21.19	-44.16	49.0	244
b00r	41.6	1.31	-43.27	43.3	272
b25r	29.0	24.11	-41.46	47.97	300
b50r	38.04	44.73	-27.29	52.41	329
b75r	49.48	70.07	-3.61	70.16	357



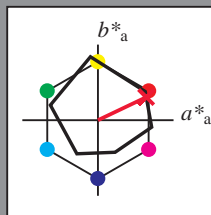
%Gamut
 $u^*_{rel} = 83$
 %Regularity
 $g^*_{H,rel} = 72$
 $g^*_{C,rel} = 57$

ORS20_95a; CIELAB data					
	$L^*=L^*$	a^*	b^*	C^*_{ab}	h^*_{ab}
O _M	48.75	62.65	39.19	73.89	32
Y _M	90.92	-10.35	85.91	86.53	97
L _M	52.69	-62.87	21.3	66.38	161
C _M	59.61	-27.91	-42.96	51.24	237
V _M	28.39	23.07	-41.5	47.5	299
M _M	49.58	71.15	-7.89	71.59	354
N _M	20.0	0.47	0.76	0.89	58
W _M	95.0	-0.51	2.11	2.17	104
R _{CIE}	39.92	58.74	27.99	65.07	25
J _{CIE}	81.26	-2.88	71.56	71.62	92
G _{CIE}	52.23	-42.41	13.6	44.55	162
B _{CIE}	30.57	1.41	-46.46	46.49	272



Input and output: Colorimetric Printer Reflective System ORS20_95a for relative CIELAB hue $h^* = lab^*h^* = h_{ab}/360 = 25/360 = 0.071$

data for any colour:
 lab^*tch^* and lab^*icu^*
 elementary hue text:
 $u^* = r00j$
 contrast reduction factor:
 $c_R = 0.96$
 triangle lightness t^*



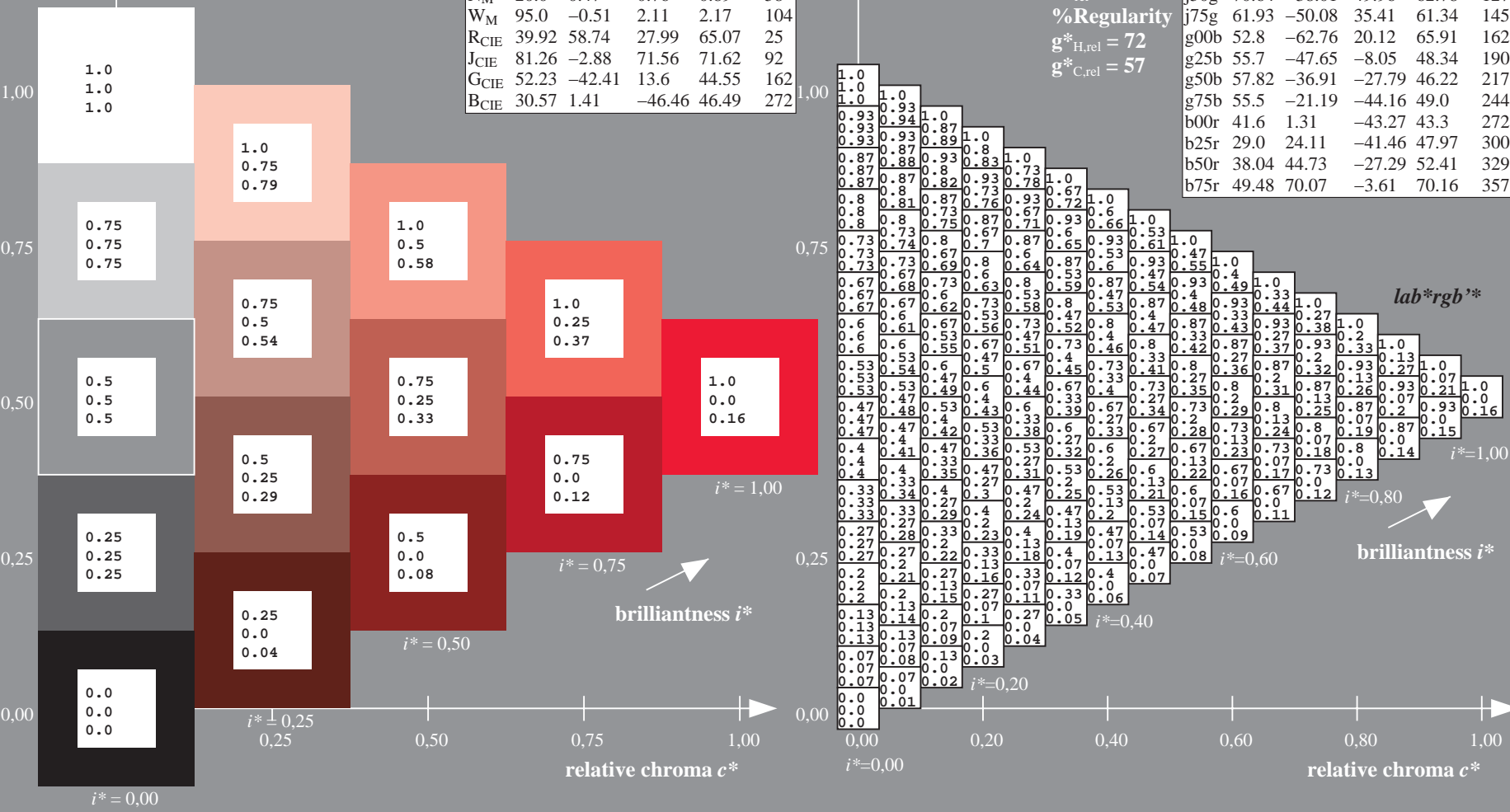
ORS20_95a; CIELAB data					
	$L^*=L^*$	a^*	b^*	C^*_{ab}	h^*_{ab}
O _M	48.75	62.65	39.19	73.89	32
Y _M	90.92	-10.35	85.91	86.53	97
L _M	52.69	-62.87	21.3	66.38	161
C _M	59.61	-27.91	-42.96	51.24	237
V _M	28.39	23.07	-41.5	47.5	299
M _M	49.58	71.15	-7.89	71.59	354
N _M	20.0	0.47	0.76	0.89	58
W _M	95.0	-0.51	2.11	2.17	104
R _{CIE}	39.92	58.74	27.99	65.07	25
J _{CIE}	81.26	-2.88	71.56	71.62	92
G _{CIE}	52.23	-42.41	13.6	44.55	162
B _{CIE}	30.57	1.41	-46.46	46.49	272

Data for maximum colour (Ma):

$LAB^*LAB^*_{Ma}$: 49 64 30
 $LAB^*LCH^*_{Ma}$: 49 71 25
 $lab^*rgb^*_{Ma}$: 1.0 0.0 0.0
 $lab^*olv^*_{Ma}$: 1.0 0.0 0.16

ORS20_95a; adapted (a) CIELAB data					
	$L^*=L^*_a$	a^*_a	b^*_a	$C^*_{ab,a}$	$h^*_{ab,a}$
r00j	48.88	63.91	30.45	70.79	25
r25j	55.85	50.36	45.65	67.97	42
r50j	65.45	33.86	56.12	65.54	59
r75j	75.19	17.13	66.73	68.89	76
j00g	87.03	-3.21	79.64	79.7	92
j25g	80.72	-24.03	66.82	71.01	110
j50g	70.64	-38.01	49.96	62.78	127
j75g	61.93	-50.08	35.41	61.34	145
g00b	52.8	-62.76	20.12	65.91	162
g25b	55.7	-47.65	-8.05	48.34	190
g50b	57.82	-36.91	-27.79	46.22	217
g75b	55.5	-21.19	-44.16	49.0	244
b00r	41.6	1.31	-43.27	43.3	272
b25r	29.0	24.11	-41.46	47.97	300
b50r	38.04	44.73	-27.29	52.41	329
b75r	49.48	70.07	-3.61	70.16	357

triangle lightness t^*
 %Gamut
 $u^*_{rel} = 83$
 %Regularity
 $g^*_{H,rel} = 72$
 $g^*_{C,rel} = 57$

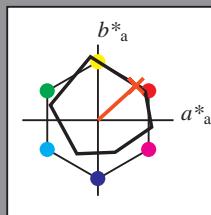


See for similar files: <http://www.ps.bam.de/De99/>; www.ps.bam.de/De.HTM
 Technical information: <http://www.ps.bam.de> Version 2.1, io=1,1, ColSPx=1

BAM registration: 20080701-De99/10L/L99E00NP.PS/ .PDF BAM material: code=rh4ta
 application for evaluation and measurement of printer or monitor systems

Input and output: Colorimetric Printer Reflective System ORS20_95a for relative CIELAB hue $h^* = lab^*h^* = h_{ab}/360 = 42/360 = 0.117$

data for any colour:
 lab^*tch^* and lab^*icu^*
 elementary hue text:
 $u^* = r25j$
 contrast reduction factor:
 $c_R = 0.96$
 triangle lightness t^*



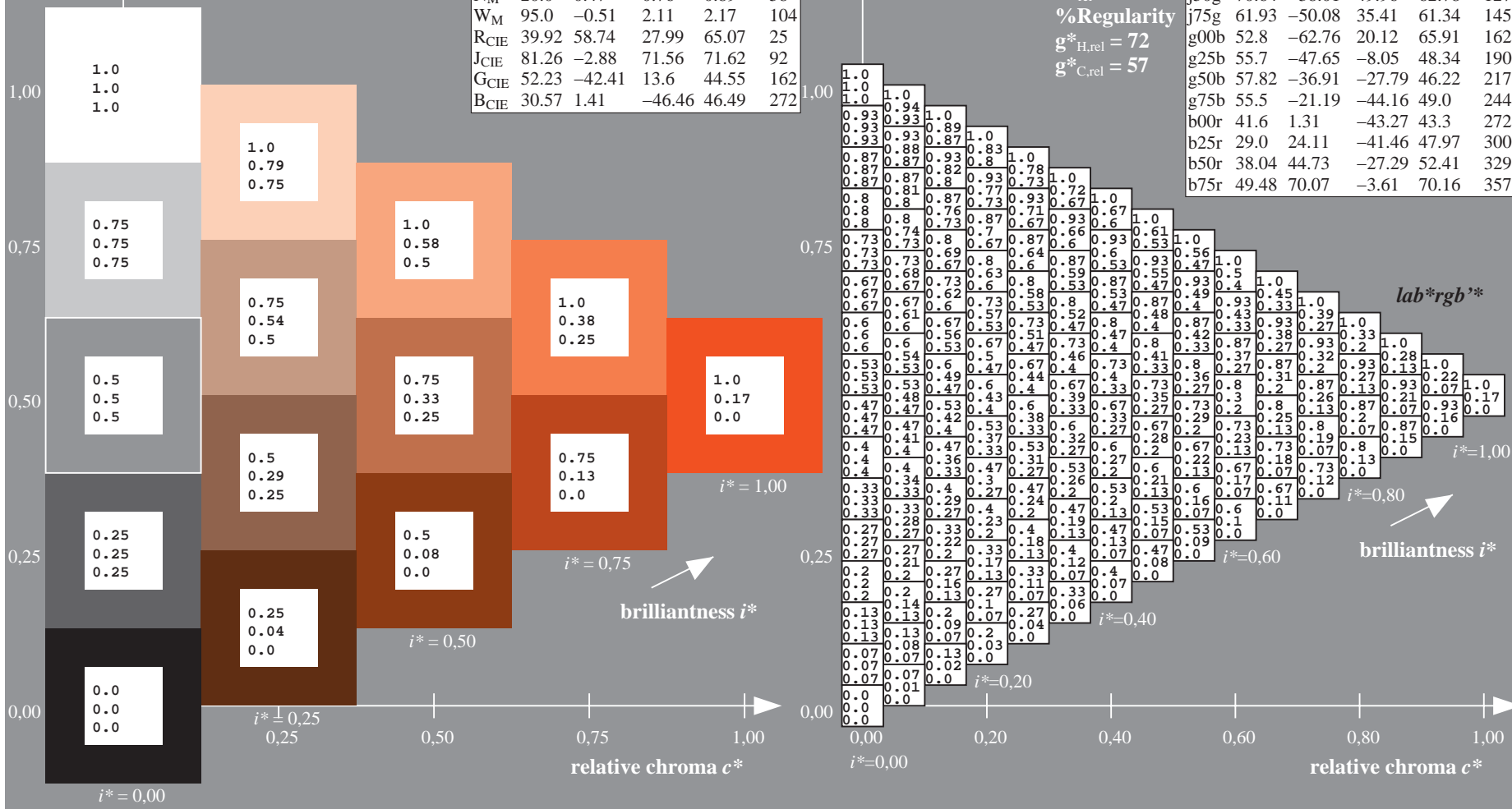
ORS20_95a; CIELAB data					
	$L^*=L^*$	a^*	b^*	C^*_{ab}	h^*_{ab}
O _M	48.75	62.65	39.19	73.89	32
Y _M	90.92	-10.35	85.91	86.53	97
L _M	52.69	-62.87	21.3	66.38	161
C _M	59.61	-27.91	-42.96	51.24	237
V _M	28.39	23.07	-41.5	47.5	299
M _M	49.58	71.15	-7.89	71.59	354
N _M	20.0	0.47	0.76	0.89	58
W _M	95.0	-0.51	2.11	2.17	104
R _{CIE}	39.92	58.74	27.99	65.07	25
J _{CIE}	81.26	-2.88	71.56	71.62	92
G _{CIE}	52.23	-42.41	13.6	44.55	162
B _{CIE}	30.57	1.41	-46.46	46.49	272

Data for maximum colour (Ma):

$LAB^*LAB^*_{Ma}$: 56 50 46
 $LAB^*LCH^*_{Ma}$: 56 68 42
 $lab^*rgb^*_{Ma}$: 1.0 0.25 0.0
 $lab^*olv^*_{Ma}$: 1.0 0.17 0.0

ORS20_95a; adapted (a) CIELAB data					
	$L^*=L^*_a$	a^*_a	b^*_a	$C^*_{ab,a}$	$h^*_{ab,a}$
r00j	48.88	63.91	30.45	70.79	25
r25j	55.85	50.36	45.65	67.97	42
r50j	65.45	33.86	56.12	65.54	59
r75j	75.19	17.13	66.73	68.89	76
j00g	87.03	-3.21	79.64	79.7	92
j25g	80.72	-24.03	66.82	71.01	110
j50g	70.64	-38.01	49.96	62.78	127
j75g	61.93	-50.08	35.41	61.34	145
g00b	52.8	-62.76	20.12	65.91	162
g25b	55.7	-47.65	-8.05	48.34	190
g50b	57.82	-36.91	-27.79	46.22	217
g75b	55.5	-21.19	-44.16	49.0	244
b00r	41.6	1.31	-43.27	43.3	272
b25r	29.0	24.11	-41.46	47.97	300
b50r	38.04	44.73	-27.29	52.41	329
b75r	49.48	70.07	-3.61	70.16	357

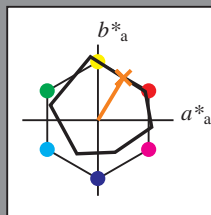
triangle lightness t^*
 %Gamut
 $u^*_{rel} = 83$
 %Regularity
 $g^*_{H,rel} = 72$
 $g^*_{C,rel} = 57$



BAM registration: 20080701-De99/10L/L99E00NP.PS/ .PDF
 application for evaluation and measurement of printer or monitor systems
 BAM material: code=rhadata

Input and output: Colorimetric Printer Reflective System ORS20_95a for relative CIELAB hue $h^* = lab^*h^* = h_{ab}/360 = 59/360 = 0.164$

data for any colour:
 lab^*tch^* and lab^*icu^*
 elementary hue text:
 $u^* = r50j$
 contrast reduction factor:
 $c_R = 0.96$
 triangle lightness t^*



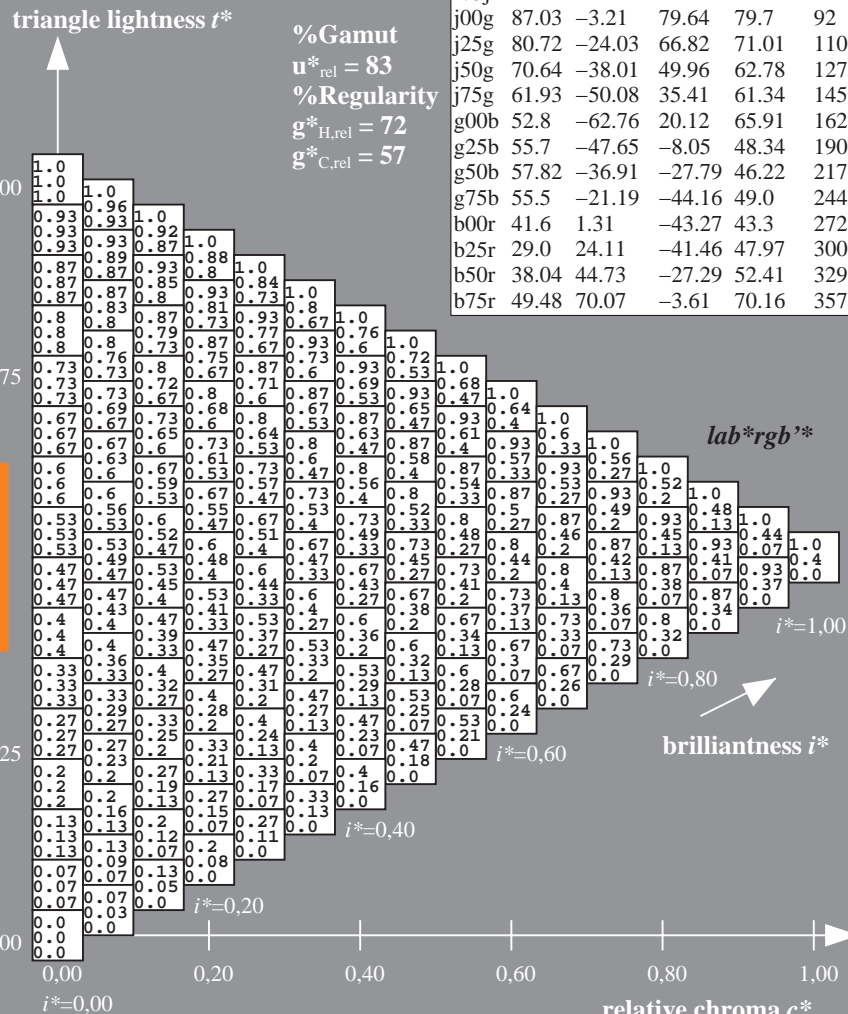
ORS20_95a; CIELAB data					
	$L^*=L^*$	a^*	b^*	C^*_{ab}	h^*_{ab}
O _M	48.75	62.65	39.19	73.89	32
Y _M	90.92	-10.35	85.91	86.53	97
L _M	52.69	-62.87	21.3	66.38	161
C _M	59.61	-27.91	-42.96	51.24	237
V _M	28.39	23.07	-41.5	47.5	299
M _M	49.58	71.15	-7.89	71.59	354
N _M	25.0	0.47	0.76	0.89	58
W _M	95.0	-0.51	2.11	2.17	104
R _{CIE}	39.92	58.74	27.99	65.07	25
J _{CIE}	81.26	-2.88	71.56	71.62	92
G _{CIE}	52.23	-42.41	13.6	44.55	162
B _{CIE}	30.57	1.41	-46.46	46.49	272

Data for maximum colour (Ma):

$LAB^*LAB^*_{Ma}$: 65 34 56
 $LAB^*LCH^*_{Ma}$: 65 66 59
 $lab^*rgb^*_{Ma}$: 1.0 0.5 0.0
 $lab^*olv^*_{Ma}$: 1.0 0.4 0.0

ORS20_95a; adapted (a) CIELAB data					
	$L^*=L^*_a$	a^*_a	b^*_a	$C^*_{ab,a}$	$h^*_{ab,a}$
r00j	48.88	63.91	30.45	70.79	25
r25j	55.85	50.36	45.65	67.97	42
r50j	65.45	33.86	56.12	65.54	59
r75j	75.19	17.13	66.73	68.89	76
j00g	87.03	-3.21	79.64	79.7	92
j25g	80.72	-24.03	66.82	71.01	110
j50g	70.64	-38.01	49.96	62.78	127
j75g	61.93	-50.08	35.41	61.34	145
g00b	52.8	-62.76	20.12	65.91	162
g25b	55.7	-47.65	-8.05	48.34	190
g50b	57.82	-36.91	-27.79	46.22	217
g75b	55.5	-21.19	-44.16	49.0	244
b00r	41.6	1.31	-43.27	43.3	272
b25r	29.0	24.11	-41.46	47.97	300
b50r	38.04	44.73	-27.29	52.41	329
b75r	49.48	70.07	-3.61	70.16	357

%Gamut
 $u^*_{rel} = 83$
 %Regularity
 $g^*_{H,rel} = 72$
 $g^*_{C,rel} = 57$

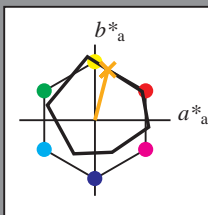


BAM registration: 20080701-De99/10L/L99E00NP.PS/ .PDF
 application for evaluation and measurement of printer or monitor systems
 BAM material: code=rhadata

See for similar files: <http://www.ps.bam.de/De99/>; www.ps.bam.de/De.HTM
 Technical information: <http://www.ps.bam.de>
 Version 2.1, io=1,1, ColSPx=1

Input and output: Colorimetric Printer Reflective System ORS20_95a for relative CIELAB hue $h^* = lab^*h^* = h_{ab}/360 = 76/360 = 0.21$

data for any colour:
 lab^*tch^* and lab^*icu^*
 elementary hue text:
 $u^* = r75j$
 contrast reduction factor:
 $c_R = 0.96$
 triangle lightness t^*



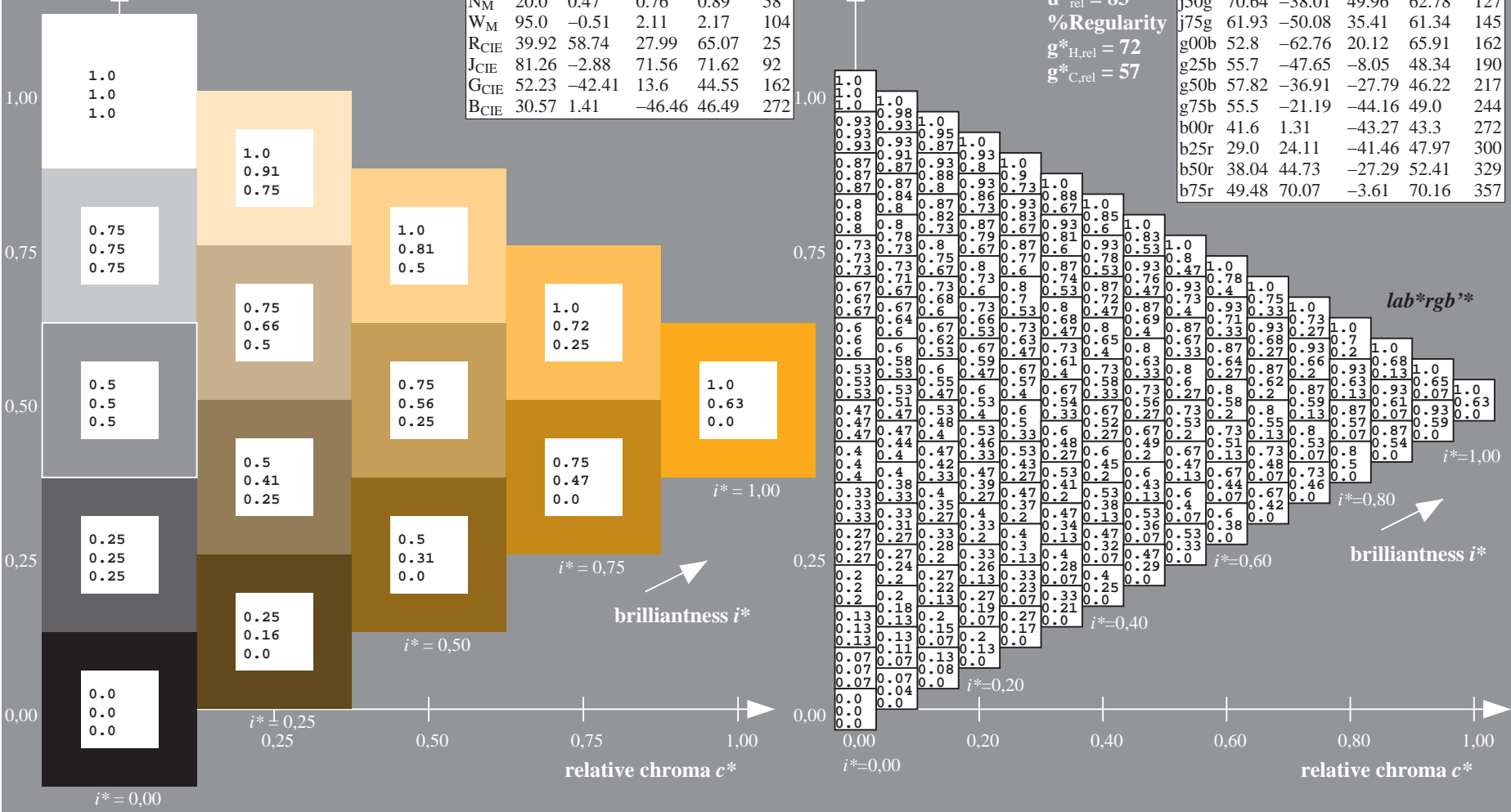
ORS20_95a; CIELAB data					
	$L^*=L^*$	a^*	b^*	C^*_{ab}	h^*_{ab}
O _M	48.75	62.65	39.19	73.89	32
Y _M	90.92	-10.35	85.91	86.53	97
L _M	52.69	-62.87	21.3	66.38	161
C _M	59.61	-27.91	-42.96	51.24	237
V _M	28.39	23.07	-41.5	47.5	299
M _M	49.58	71.15	-7.89	71.59	354
N _M	20.0	0.47	0.76	0.89	58
W _M	95.0	-0.51	2.11	2.17	104
R _{CIE}	39.92	58.74	27.99	65.07	25
J _{CIE}	81.26	-2.88	71.56	71.62	92
G _{CIE}	52.23	-42.41	13.6	44.55	162
B _{CIE}	30.57	1.41	-46.46	46.49	272

Data for maximum colour (Ma):

$LAB^*LAB^*_{Ma}$: 75 17 67
 $LAB^*LCH^*_{Ma}$: 75 69 76
 $lab^*rgb^*_{Ma}$: 1.0 0.75 0.0
 $lab^*olv^*_{Ma}$: 1.0 0.63 0.0

ORS20_95a; adapted (a) CIELAB data					
	$L^*=L^*_a$	a^*_a	b^*_a	$C^*_{ab,a}$	$h^*_{ab,a}$
r00j	48.88	63.91	30.45	70.79	25
r25j	55.85	50.36	45.65	67.97	42
r50j	65.45	33.86	56.12	65.54	59
r75j	75.19	17.13	66.73	68.89	76
j00g	87.03	-3.21	79.64	79.7	92
j25g	80.72	-24.03	66.82	71.01	110
j50g	70.64	-38.01	49.96	62.78	127
j75g	61.93	-50.08	35.41	61.34	145
g00b	52.8	-62.76	20.12	65.91	162
g25b	55.7	-47.65	-8.05	48.34	190
g50b	57.82	-36.91	-27.79	46.22	217
g75b	55.5	-21.19	-44.16	49.0	244
b00r	41.6	1.31	-43.27	43.3	272
b25r	29.0	24.11	-41.46	47.97	300
b50r	38.04	44.73	-27.29	52.41	329
b75r	49.48	70.07	-3.61	70.16	357

triangle lightness t^*
 %Gamut
 $u^*_{rel} = 83$
 %Regularity
 $g^*_{H,rel} = 72$
 $g^*_{C,rel} = 57$

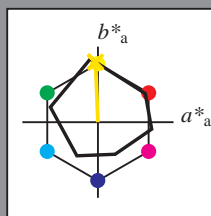


See for similar files: <http://www.ps.bam.de/De99/>; www.ps.bam.de/De.HTM
 Technical information: <http://www.ps.bam.de> Version 2.1, io=1,1, ColSPx=1

BAM registration: 20080701-De99/10L/L99E00NP.PS/ .PDF BAM material: code=rhadata
 application for evaluation and measurement of printer or monitor systems

Input and output: Colorimetric Printer Reflective System ORS20_95a for relative CIELAB hue $h^* = lab^*h^* = h_{ab}/360 = 92/360 = 0.256$

data for any colour:
 lab^*tch^* and lab^*icu^*
 elementary hue text:
 $u^* = j00g$
 contrast reduction factor:
 $c_R = 0.96$
 triangle lightness t^*



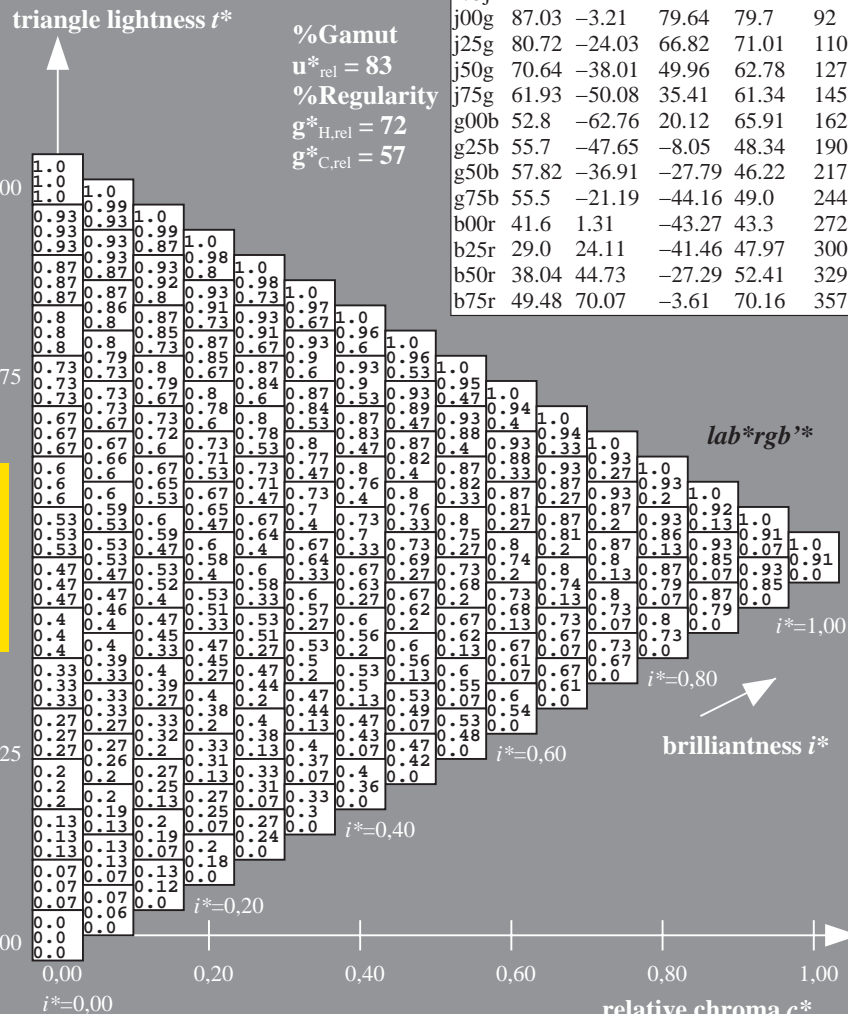
ORS20_95a; CIELAB data					
	$L^*=L^*$	a^*	b^*	C^*_{ab}	h^*_{ab}
O _M	48.75	62.65	39.19	73.89	32
Y _M	90.92	-10.35	85.91	86.53	97
L _M	52.69	-62.87	21.3	66.38	161
C _M	59.61	-27.91	-42.96	51.24	237
V _M	28.39	23.07	-41.5	47.5	299
M _M	49.58	71.15	-7.89	71.59	354
N _M	95.0	0.47	0.76	0.89	58
W _M	20.0	-0.51	2.11	2.17	104
R _{CIE}	39.92	58.74	27.99	65.07	25
J _{CIE}	81.26	-2.88	71.56	71.62	92
G _{CIE}	52.23	-42.41	13.6	44.55	162
B _{CIE}	30.57	1.41	-46.46	46.49	272

Data for maximum colour (Ma):

$LAB^*LAB^*_{Ma}$: 87 -2 80
 $LAB^*LCH^*_{Ma}$: 87 80 92
 $lab^*rgb^*_{Ma}$: 1.0 1.0 0.0
 $lab^*olv^*_{Ma}$: 1.0 0.91 0.0

ORS20_95a; adapted (a) CIELAB data					
	$L^*=L^*_a$	a^*_a	b^*_a	$C^*_{ab,a}$	$h^*_{ab,a}$
r00j	48.88	63.91	30.45	70.79	25
r25j	55.85	50.36	45.65	67.97	42
r50j	65.45	33.86	56.12	65.54	59
r75j	75.19	17.13	66.73	68.89	76
j00g	87.03	-3.21	79.64	79.7	92
j25g	80.72	-24.03	66.82	71.01	110
j50g	70.64	-38.01	49.96	62.78	127
j75g	61.93	-50.08	35.41	61.34	145
g00b	52.8	-62.76	20.12	65.91	162
g25b	55.7	-47.65	-8.05	48.34	190
g50b	57.82	-36.91	-27.79	46.22	217
g75b	55.5	-21.19	-44.16	49.0	244
b00r	41.6	1.31	-43.27	43.3	272
b25r	29.0	24.11	-41.46	47.97	300
b50r	38.04	44.73	-27.29	52.41	329
b75r	49.48	70.07	-3.61	70.16	357

%Gamut
 $u^*_{rel} = 83$
 %Regularity
 $g^*_{H,rel} = 72$
 $g^*_{C,rel} = 57$

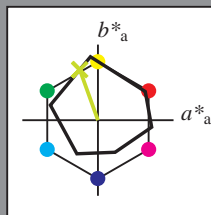


BAM registration: 20080701-De99/10L/L99E00NP.PS/ .PDF
 application for evaluation and measurement of printer or monitor systems
 BAM material: code=rhadata

See for similar files: <http://www.ps.bam.de/De99/>; www.ps.bam.de/De.HTM
 Technical information: <http://www.ps.bam.de>
 Version 2.1, io=1,1, ColSPx=1

Input and output: Colorimetric Printer Reflective System ORS20_95a for relative CIELAB hue $h^* = lab^*h^* = h_{ab}/360 = 110/360 = 0.305$

data for any colour:
 lab^*tch^* and lab^*icu^*
 elementary hue text:
 $u^* = j25g$
 contrast reduction factor:
 $c_R = 0.96$
 triangle lightness t^*



ORS20_95a; CIELAB data					
	$L^*=L^*$	a^*	b^*	C^*_{ab}	h^*_{ab}
O _M	48.75	62.65	39.19	73.89	32
Y _M	90.92	-10.35	85.91	86.53	97
L _M	52.69	-62.87	21.3	66.38	161
C _M	59.61	-27.91	-42.96	51.24	237
V _M	28.39	23.07	-41.5	47.5	299
M _M	49.58	71.15	-7.89	71.59	354
N _M	20.0	0.47	0.76	0.89	58
W _M	95.0	-0.51	2.11	2.17	104
R _{CIE}	39.92	58.74	27.99	65.07	25
J _{CIE}	81.26	-2.88	71.56	71.62	92
G _{CIE}	52.23	-42.41	13.6	44.55	162
B _{CIE}	30.57	1.41	-46.46	46.49	272

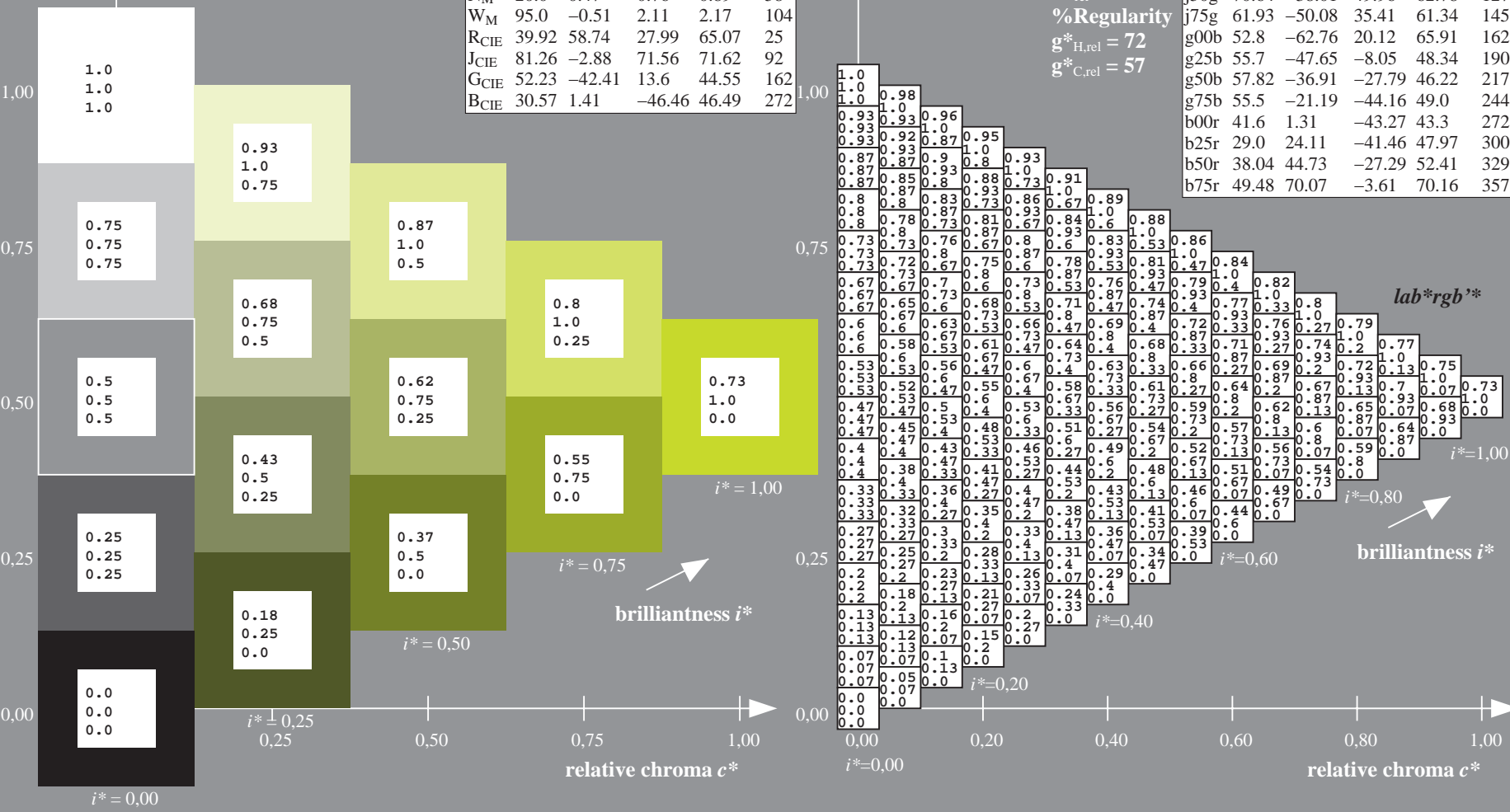
Data for maximum colour (Ma):

$LAB^*LAB^*_{Ma}$: 81 -23 67
 $LAB^*LCH^*_{Ma}$: 81 71 110
 $lab^*rgb^*_{Ma}$: 0.75 1.0 0.0
 $lab^*olv^*_{Ma}$: 0.73 1.0 0.0

$u^* = j25g$
 lab^*rgb^*

ORS20_95a; adapted (a) CIELAB data					
	$L^*=L^*$	a^*_a	b^*_a	$C^*_{ab,a}$	$h^*_{ab,a}$
r00j	48.88	63.91	30.45	70.79	25
r25j	55.85	50.36	45.65	67.97	42
r50j	65.45	33.86	56.12	65.54	59
r75j	75.19	17.13	66.73	68.89	76
j00g	87.03	-3.21	79.64	79.7	92
j25g	80.72	-24.03	66.82	71.01	110
j50g	70.64	-38.01	49.96	62.78	127
j75g	61.93	-50.08	35.41	61.34	145
g00b	52.8	-62.76	20.12	65.91	162
g25b	55.7	-47.65	-8.05	48.34	190
g50b	57.82	-36.91	-27.79	46.22	217
g75b	55.5	-21.19	-44.16	49.0	244
b00r	41.6	1.31	-43.27	43.3	272
b25r	29.0	24.11	-41.46	47.97	300
b50r	38.04	44.73	-27.29	52.41	329
b75r	49.48	70.07	-3.61	70.16	357

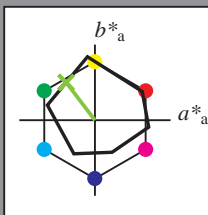
triangle lightness t^*
 %Gamut
 $u^*_{rel} = 83$
 %Regularity
 $g^*_{H,rel} = 72$
 $g^*_{C,rel} = 57$



BAM registration: 20080701-De99/10L/L99E00NP.PS/ .PDF
 application for evaluation and measurement of printer or monitor systems
 BAM material: code=rhadata

Input and output: Colorimetric Printer Reflective System ORS20_95a for relative CIELAB hue $h^* = lab^*h^* = h_{ab}/360 = 127/360 = 0.354$

data for any colour:
 lab^*tch^* and lab^*icu^*
 elementary hue text:
 $u^* = j50g$
 contrast reduction factor:
 $c_R = 0.96$
 triangle lightness t^*



ORS20_95a; CIELAB data					
	$L^*=L^*$	a^*	b^*	C^*_{ab}	h^*_{ab}
O _M	48.75	62.65	39.19	73.89	32
Y _M	90.92	-10.35	85.91	86.53	97
L _M	52.69	-62.87	21.3	66.38	161
C _M	59.61	-27.91	-42.96	51.24	237
V _M	28.39	23.07	-41.5	47.5	299
M _M	49.58	71.15	-7.89	71.59	354
N _M	20.0	0.47	0.76	0.89	58
W _M	95.0	-0.51	2.11	2.17	104
R _{CIE}	39.92	58.74	27.99	65.07	25
J _{CIE}	81.26	-2.88	71.56	71.62	92
G _{CIE}	52.23	-42.41	13.6	44.55	162
B _{CIE}	30.57	1.41	-46.46	46.49	272

Data for maximum colour (Ma):

$LAB^*LAB^*_{Ma}$: 71 -37 50

$LAB^*LCH^*_{Ma}$: 71 63 127

$lab^*rgb^*_{Ma}$: 0.5 1.0 0.0

$lab^*olv^*_{Ma}$: 0.47 1.0 0.0

triangle lightness t^*

%Gamut

$u^*_{rel} = 83$

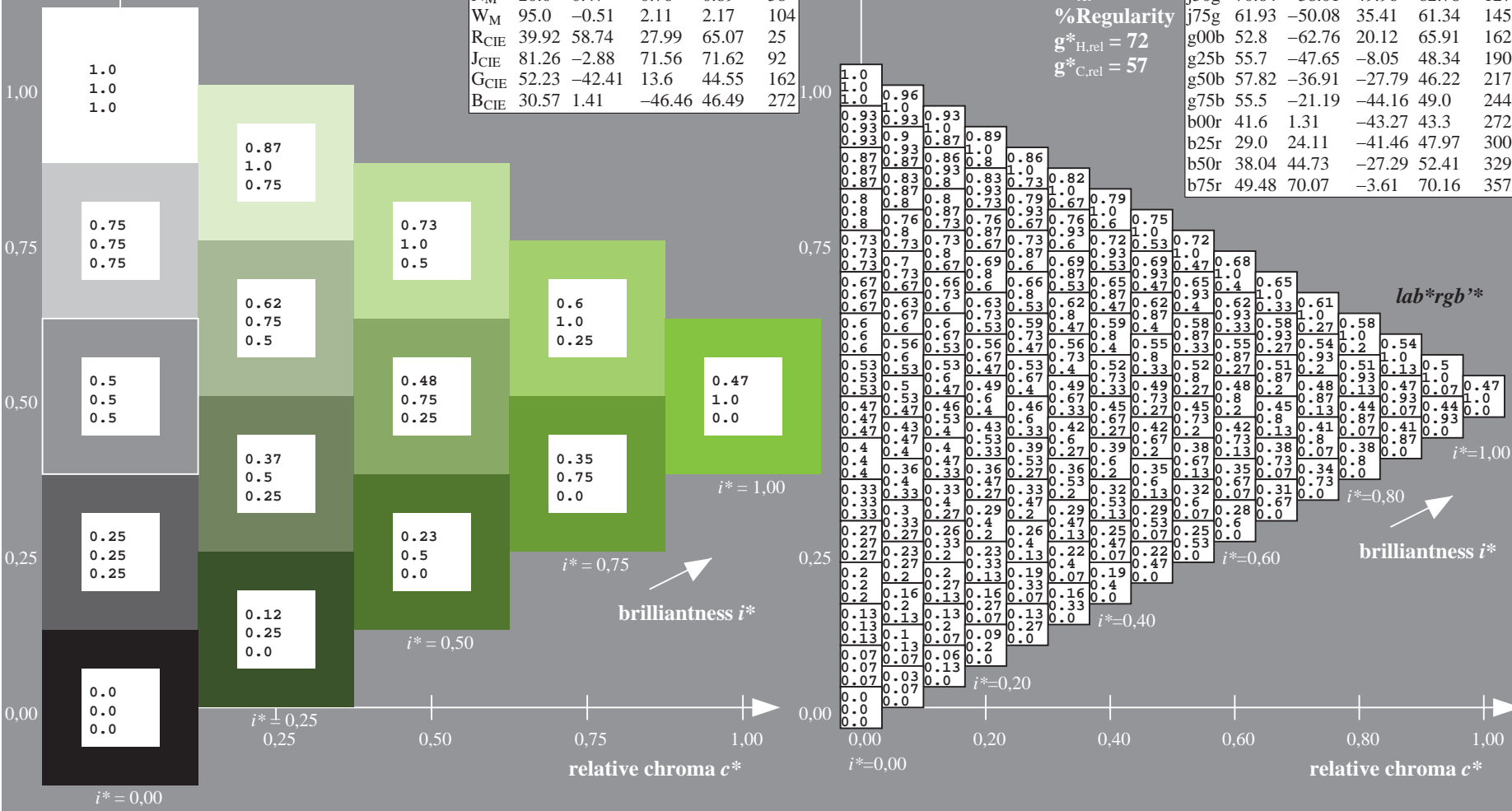
%Regularity

$g^*_{H,rel} = 72$

$g^*_{C,rel} = 57$

$u^* = j50g$
 lab^*rgb^*

ORS20_95a; adapted (a) CIELAB data					
	$L^*=L^*_a$	a^*_a	b^*_a	$C^*_{ab,a}$	$h^*_{ab,a}$
r00j	48.88	63.91	30.45	70.79	25
r25j	55.85	50.36	45.65	67.97	42
r50j	65.45	33.86	56.12	65.54	59
r75j	75.19	17.13	66.73	68.89	76
j00g	87.03	-3.21	79.64	79.7	92
j25g	80.72	-24.03	66.82	71.01	110
j50g	70.64	-38.01	49.96	62.78	127
j75g	61.93	-50.08	35.41	61.34	145
g00b	52.8	-62.76	20.12	65.91	162
g25b	55.7	-47.65	-8.05	48.34	190
g50b	57.82	-36.91	-27.79	46.22	217
g75b	55.5	-21.19	-44.16	49.0	244
b00r	41.6	1.31	-43.27	43.3	272
b25r	29.0	24.11	-41.46	47.97	300
b50r	38.04	44.73	-27.29	52.41	329
b75r	49.48	70.07	-3.61	70.16	357

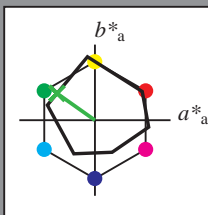


See for similar files: <http://www.ps.bam.de/De99/>; www.ps.bam.de/De.HTM
 Technical information: <http://www.ps.bam.de> Version 2.1, io=1,1, ColSPx=1

BAM registration: 20080701-De99/10L/L99E00NP.PS/ .PDF BAM material: code=rhadata
 application for evaluation and measurement of printer or monitor systems

Input and output: Colorimetric Printer Reflective System ORS20_95a for relative CIELAB hue $h^* = lab^*h^* = h_{ab}/360 = 145/360 = 0.402$

data for any colour:
 lab^*tch^* and lab^*icu^*
 elementary hue text:
 $u^* = j75g$
 contrast reduction factor:
 $c_R = 0.96$
 triangle lightness t^*



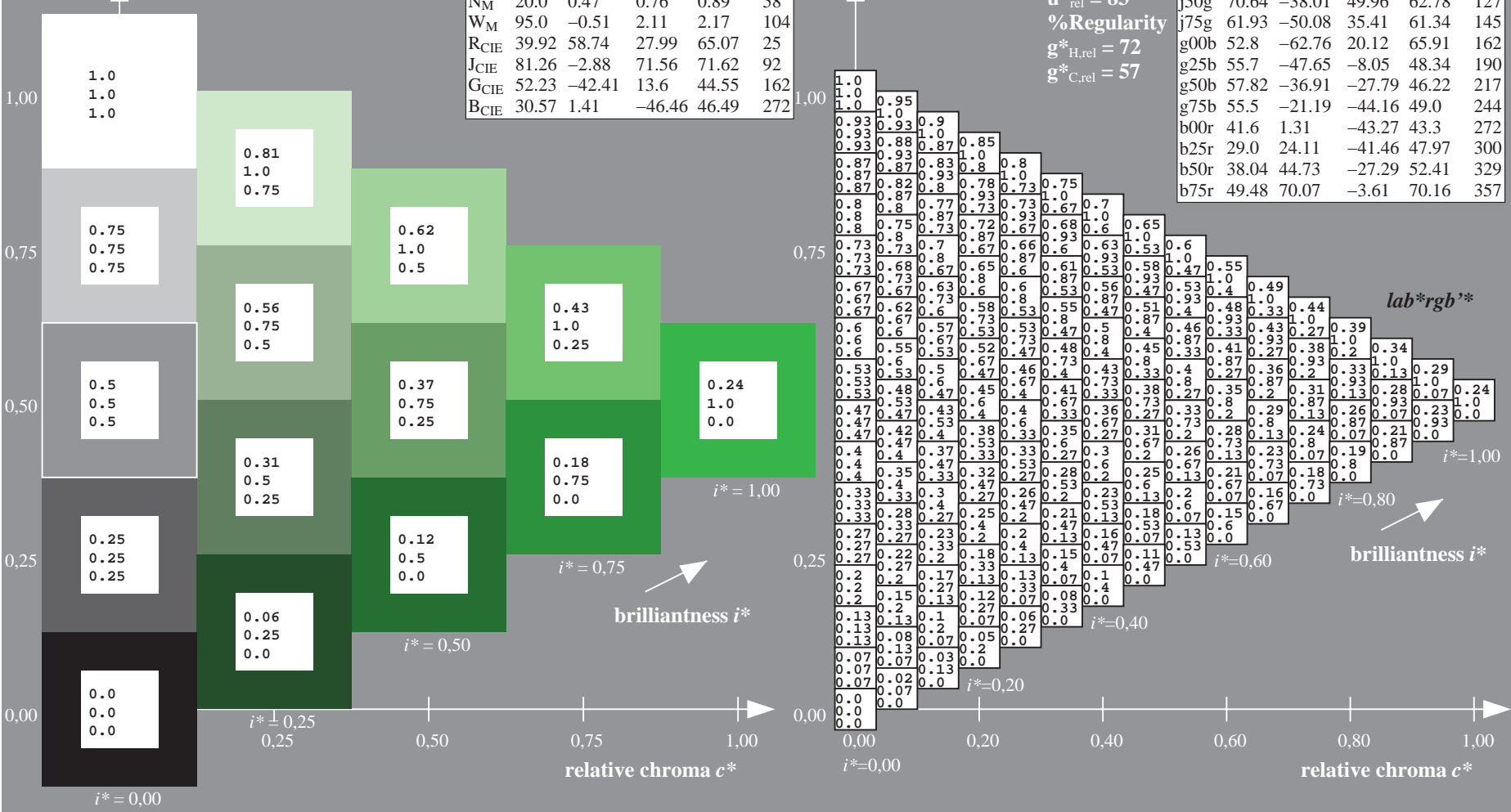
ORS20_95a; CIELAB data					
	$L^*=L^*$	a^*	b^*	C^*_{ab}	h^*_{ab}
O _M	48.75	62.65	39.19	73.89	32
Y _M	90.92	-10.35	85.91	86.53	97
L _M	52.69	-62.87	21.3	66.38	161
C _M	59.61	-27.91	-42.96	51.24	237
V _M	28.39	23.07	-41.5	47.5	299
M _M	49.58	71.15	-7.89	71.59	354
N _M	20.0	0.47	0.76	0.89	58
W _M	95.0	-0.51	2.11	2.17	104
R _{CIE}	39.92	58.74	27.99	65.07	25
J _{CIE}	81.26	-2.88	71.56	71.62	92
G _{CIE}	52.23	-42.41	13.6	44.55	162
B _{CIE}	30.57	1.41	-46.46	46.49	272

Data for maximum colour (Ma):

$LAB^*LAB^*_{Ma}$: 62 -49 35
 $LAB^*LCH^*_{Ma}$: 62 61 145
 $lab^*rgb^*_{Ma}$: 0.25 1.0 0.0
 $lab^*olv^*_{Ma}$: 0.24 1.0 0.0

ORS20_95a; adapted (a) CIELAB data					
	$L^*=L^*_a$	a^*_a	b^*_a	$C^*_{ab,a}$	$h^*_{ab,a}$
r00j	48.88	63.91	30.45	70.79	25
r25j	55.85	50.36	45.65	67.97	42
r50j	65.45	33.86	56.12	65.54	59
r75j	75.19	17.13	66.73	68.89	76
j00g	87.03	-3.21	79.64	79.7	92
j25g	80.72	-24.03	66.82	71.01	110
j50g	70.64	-38.01	49.96	62.78	127
j75g	61.93	-50.08	35.41	61.34	145
g00b	52.8	-62.76	20.12	65.91	162
g25b	55.7	-47.65	-8.05	48.34	190
g50b	57.82	-36.91	-27.79	46.22	217
g75b	55.5	-21.19	-44.16	49.0	244
b00r	41.6	1.31	-43.27	43.3	272
b25r	29.0	24.11	-41.46	47.97	300
b50r	38.04	44.73	-27.29	52.41	329
b75r	49.48	70.07	-3.61	70.16	357

triangle lightness t^*
 %Gamut
 $u^*_{rel} = 83$
 %Regularity
 $g^*_{H,rel} = 72$
 $g^*_{C,rel} = 57$

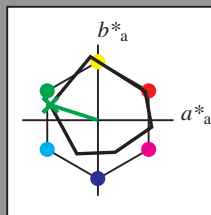


See for similar files: <http://www.ps.bam.de/De99/>; www.ps.bam.de/De.HTM
 Technical information: <http://www.ps.bam.de> Version 2.1, io=1,1, ColSPx=1

BAM registration: 20080701-De99/10L/L99E00NP.PS/ .PDF BAM material: code=rhadata
 application for evaluation and measurement of printer or monitor systems

Input and output: Colorimetric Printer Reflective System ORS20_95a for relative CIELAB hue $h^* = lab^*h^* = h_{ab}/360 = 162/360 = 0.451$

data for any colour:
 lab^*tch^* and lab^*icu^*
 elementary hue text:
 $u^* = g00b$
 contrast reduction factor:
 $c_R = 0.96$
 triangle lightness t^*



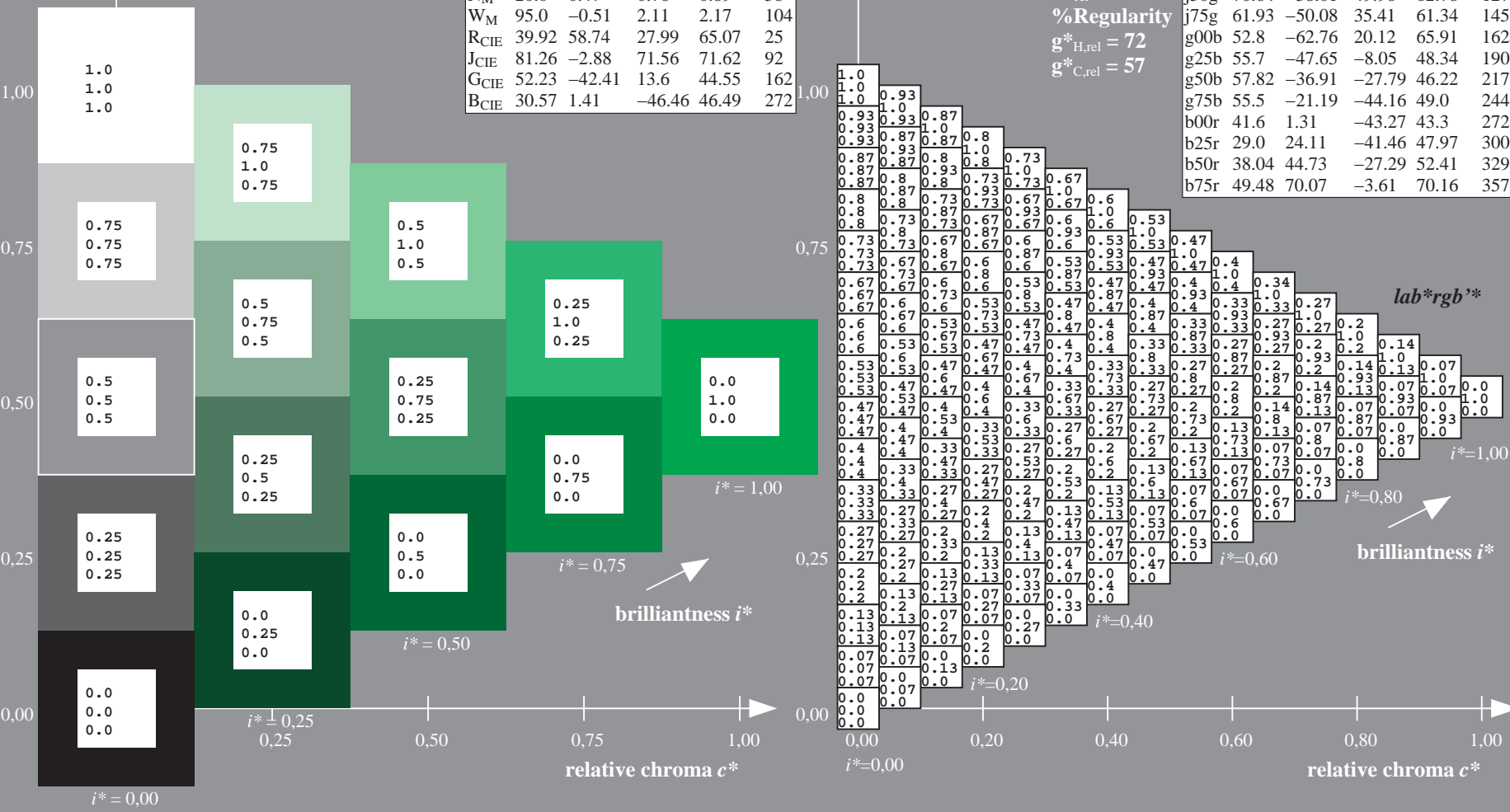
ORS20_95a; CIELAB data					
	$L^*=L^*$	a^*	b^*	C^*_{ab}	h^*_{ab}
O _M	48.75	62.65	39.19	73.89	32
Y _M	90.92	-10.35	85.91	86.53	97
L _M	52.69	-62.87	21.3	66.38	161
C _M	59.61	-27.91	-42.96	51.24	237
V _M	28.39	23.07	-41.5	47.5	299
M _M	49.58	71.15	-7.89	71.59	354
N _M	20.0	0.47	0.76	0.89	58
W _M	95.0	-0.51	2.11	2.17	104
R _{CIE}	39.92	58.74	27.99	65.07	25
J _{CIE}	81.26	-2.88	71.56	71.62	92
G _{CIE}	52.23	-42.41	13.6	44.55	162
B _{CIE}	30.57	1.41	-46.46	46.49	272

Data for maximum colour (Ma):

$LAB^*LAB^*_{Ma}$: 53 -62 20
 $LAB^*LCH^*_{Ma}$: 53 66 162
 $lab^*rgb^*_{Ma}$: 0.0 1.0 0.0
 $lab^*olv^*_{Ma}$: 0.0 1.0 0.0

ORS20_95a; adapted (a) CIELAB data					
	$L^*=L^*_a$	a^*_a	b^*_a	$C^*_{ab,a}$	$h^*_{ab,a}$
r00j	48.88	63.91	30.45	70.79	25
r25j	55.85	50.36	45.65	67.97	42
r50j	65.45	33.86	56.12	65.54	59
r75j	75.19	17.13	66.73	68.89	76
j00g	87.03	-3.21	79.64	79.7	92
j25g	80.72	-24.03	66.82	71.01	110
j50g	70.64	-38.01	49.96	62.78	127
j75g	61.93	-50.08	35.41	61.34	145
g00b	52.8	-62.76	20.12	65.91	162
g25b	55.7	-47.65	-8.05	48.34	190
g50b	57.82	-36.91	-27.79	46.22	217
g75b	55.5	-21.19	-44.16	49.0	244
b00r	41.6	1.31	-43.27	43.3	272
b25r	29.0	24.11	-41.46	47.97	300
b50r	38.04	44.73	-27.29	52.41	329
b75r	49.48	70.07	-3.61	70.16	357

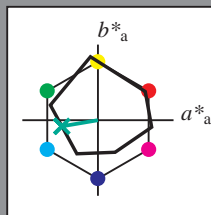
triangle lightness t^*
 %Gamut
 $u^*_{rel} = 83$
 %Regularity
 $g^*_{H,rel} = 72$
 $g^*_{C,rel} = 57$



BAM registration: 20080701-De99/10L/L99E00NP.PS/ .PDF
 application for evaluation and measurement of printer or monitor systems
 BAM material: code=rhadata

Input and output: Colorimetric Printer Reflective System ORS20_95a for relative CIELAB hue $h^* = lab^*h^* = h_{ab}/360 = 190/360 = 0.527$

data for any colour:
 lab^*tch^* and lab^*icu^*
 elementary hue text:
 $u^* = g25b$
 contrast reduction factor:
 $c_R = 0.96$
 triangle lightness t^*



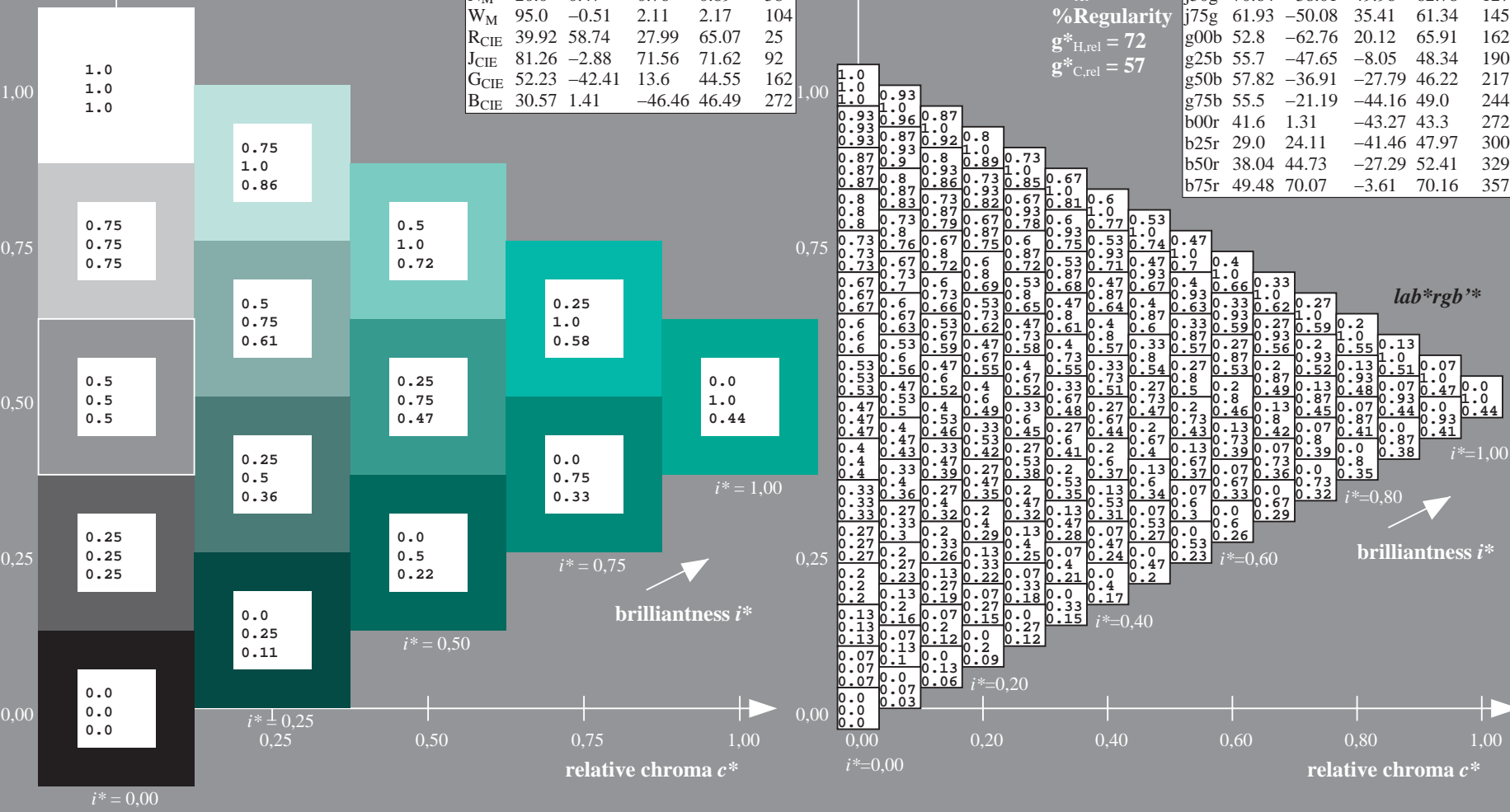
ORS20_95a; CIELAB data					
	$L^*=L^*$	a^*	b^*	C^*_{ab}	h^*_{ab}
O _M	48.75	62.65	39.19	73.89	32
Y _M	90.92	-10.35	85.91	86.53	97
L _M	52.69	-62.87	21.3	66.38	161
C _M	59.61	-27.91	-42.96	51.24	237
V _M	28.39	23.07	-41.5	47.5	299
M _M	49.58	71.15	-7.89	71.59	354
N _M	20.0	0.47	0.76	0.89	58
W _M	95.0	-0.51	2.11	2.17	104
R _{CIE}	39.92	58.74	27.99	65.07	25
J _{CIE}	81.26	-2.88	71.56	71.62	92
G _{CIE}	52.23	-42.41	13.6	44.55	162
B _{CIE}	30.57	1.41	-46.46	46.49	272

Data for maximum colour (Ma):

$LAB^*LAB^*_{Ma}$: 56 -47 -7
 $LAB^*LCH^*_{Ma}$: 56 48 190
 $lab^*rgb^*_{Ma}$: 0.0 1.0 0.5
 $lab^*olv^*_{Ma}$: 0.0 1.0 0.44

ORS20_95a; adapted (a) CIELAB data					
	$L^*=L^*_a$	a^*_a	b^*_a	$C^*_{ab,a}$	$h^*_{ab,a}$
r00j	48.88	63.91	30.45	70.79	25
r25j	55.85	50.36	45.65	67.97	42
r50j	65.45	33.86	56.12	65.54	59
r75j	75.19	17.13	66.73	68.89	76
j00g	87.03	-3.21	79.64	79.7	92
j25g	80.72	-24.03	66.82	71.01	110
j50g	70.64	-38.01	49.96	62.78	127
j75g	61.93	-50.08	35.41	61.34	145
g00b	52.8	-62.76	20.12	65.91	162
g25b	55.7	-47.65	-8.05	48.34	190
g50b	57.82	-36.91	-27.79	46.22	217
g75b	55.5	-21.19	-44.16	49.0	244
b00r	41.6	1.31	-43.27	43.3	272
b25r	29.0	24.11	-41.46	47.97	300
b50r	38.04	44.73	-27.29	52.41	329
b75r	49.48	70.07	-3.61	70.16	357

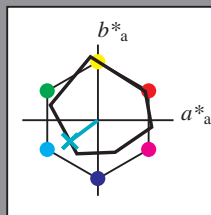
triangle lightness t^*
 %Gamut
 $u^*_{rel} = 83$
 %Regularity
 $g^*_{H,rel} = 72$
 $g^*_{C,rel} = 57$



BAM registration: 20080701-De99/10L/L99E00NP.PS/ .PDF
 application for evaluation and measurement of printer or monitor systems
 BAM material: code=rhadata

Input and output: Colorimetric Printer Reflective System ORS20_95a for relative CIELAB hue $h^* = lab^*h^* = h_{ab}/360 = 217/360 = 0.603$

data for any colour:
 lab^*tch^* and lab^*icu^*
 elementary hue text:
 $u^* = g50b$
 contrast reduction factor:
 $c_R = 0.96$
 triangle lightness t^*



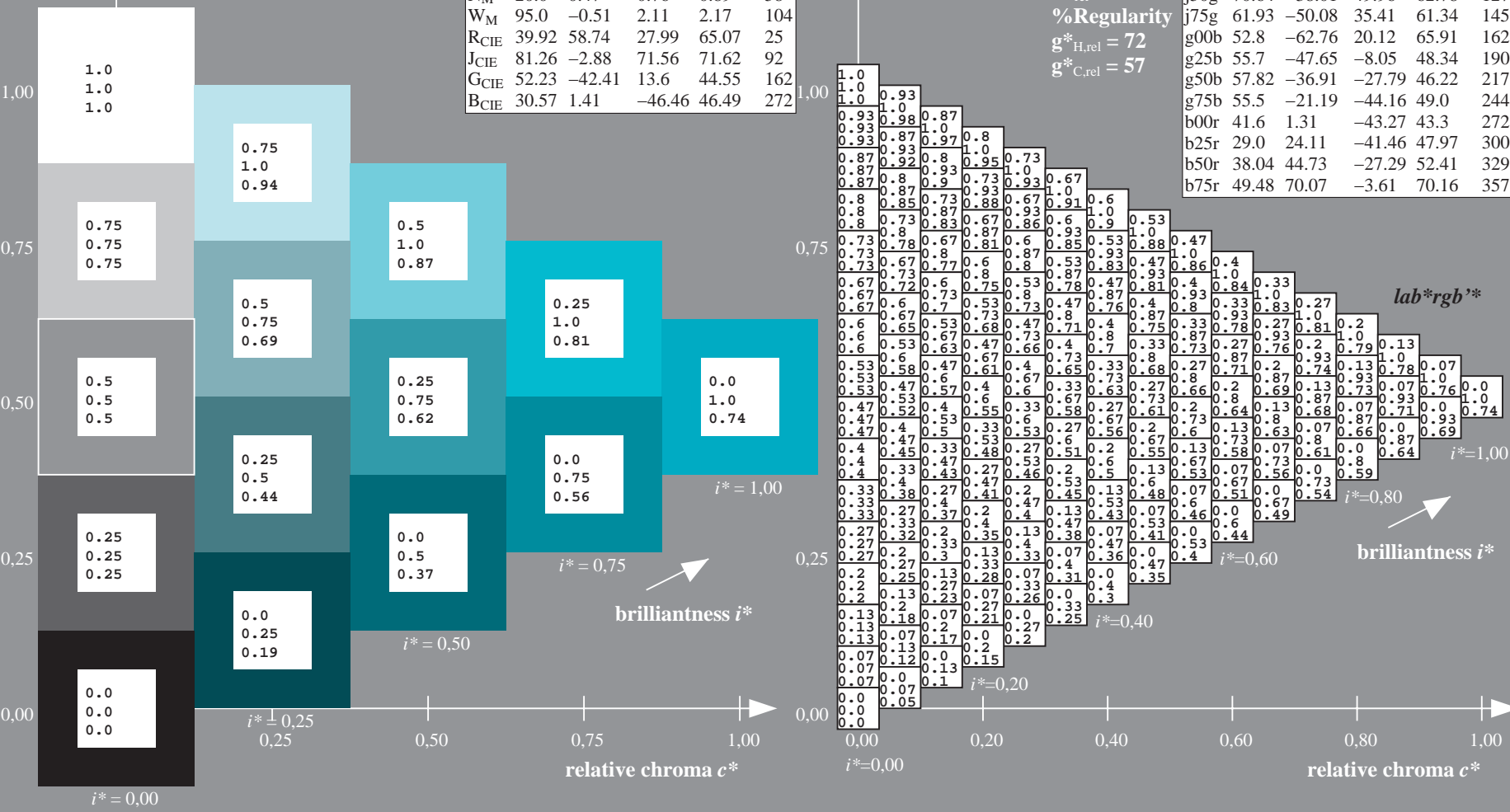
ORS20_95a; CIELAB data					
	$L^*=L^*$	a^*	b^*	C^*_{ab}	h^*_{ab}
O _M	48.75	62.65	39.19	73.89	32
Y _M	90.92	-10.35	85.91	86.53	97
L _M	52.69	-62.87	21.3	66.38	161
C _M	59.61	-27.91	-42.96	51.24	237
V _M	28.39	23.07	-41.5	47.5	299
M _M	49.58	71.15	-7.89	71.59	354
N _M	20.0	0.47	0.76	0.89	58
W _M	95.0	-0.51	2.11	2.17	104
R _{CIE}	39.92	58.74	27.99	65.07	25
J _{CIE}	81.26	-2.88	71.56	71.62	92
G _{CIE}	52.23	-42.41	13.6	44.55	162
B _{CIE}	30.57	1.41	-46.46	46.49	272

Data for maximum colour (M_a):

$LAB^*LAB^*_{Ma}$: 58 -36 -27
 $LAB^*LCH^*_{Ma}$: 58 46 217
 $lab^*rgb^*_{Ma}$: 0.0 1.0 1.0
 $lab^*olv^*_{Ma}$: 0.0 1.0 0.74

ORS20_95a; adapted (a) CIELAB data					
	$L^*=L^*_a$	a^*_a	b^*_a	$C^*_{ab,a}$	$h^*_{ab,a}$
r00j	48.88	63.91	30.45	70.79	25
r25j	55.85	50.36	45.65	67.97	42
r50j	65.45	33.86	56.12	65.54	59
r75j	75.19	17.13	66.73	68.89	76
j00g	87.03	-3.21	79.64	79.7	92
j25g	80.72	-24.03	66.82	71.01	110
j50g	70.64	-38.01	49.96	62.78	127
j75g	61.93	-50.08	35.41	61.34	145
g00b	52.8	-62.76	20.12	65.91	162
g25b	55.7	-47.65	-8.05	48.34	190
g50b	57.82	-36.91	-27.79	46.22	217
g75b	55.5	-21.19	-44.16	49.0	244
b00r	41.6	1.31	-43.27	43.3	272
b25r	29.0	24.11	-41.46	47.97	300
b50r	38.04	44.73	-27.29	52.41	329
b75r	49.48	70.07	-3.61	70.16	357

triangle lightness t^*
 %Gamut
 $u^*_{rel} = 83$
 %Regularity
 $g^*_{H,rel} = 72$
 $g^*_{C,rel} = 57$

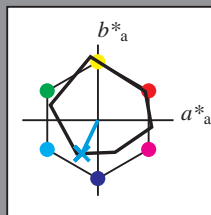


See for similar files: <http://www.ps.bam.de/De99/>; www.ps.bam.de/De.HTM
 Technical information: <http://www.ps.bam.de>
 Version 2.1, io=1,1, ColSPx=1

BAM registration: 20080701-De99/10L/L99E00NP.PS/ .PDF
 application for evaluation and measurement of printer or monitor systems
 BAM material: code=rhadata

Input and output: Colorimetric Printer Reflective System ORS20_95a for relative CIELAB hue $h^* = lab^*h^* = h_{ab}/360 = 244/360 = 0.679$

data for any colour:
 lab^*tch^* and lab^*icu^*
 elementary hue text:
 $u^* = g75b$
 contrast reduction factor:
 $c_R = 0.96$
 triangle lightness t^*



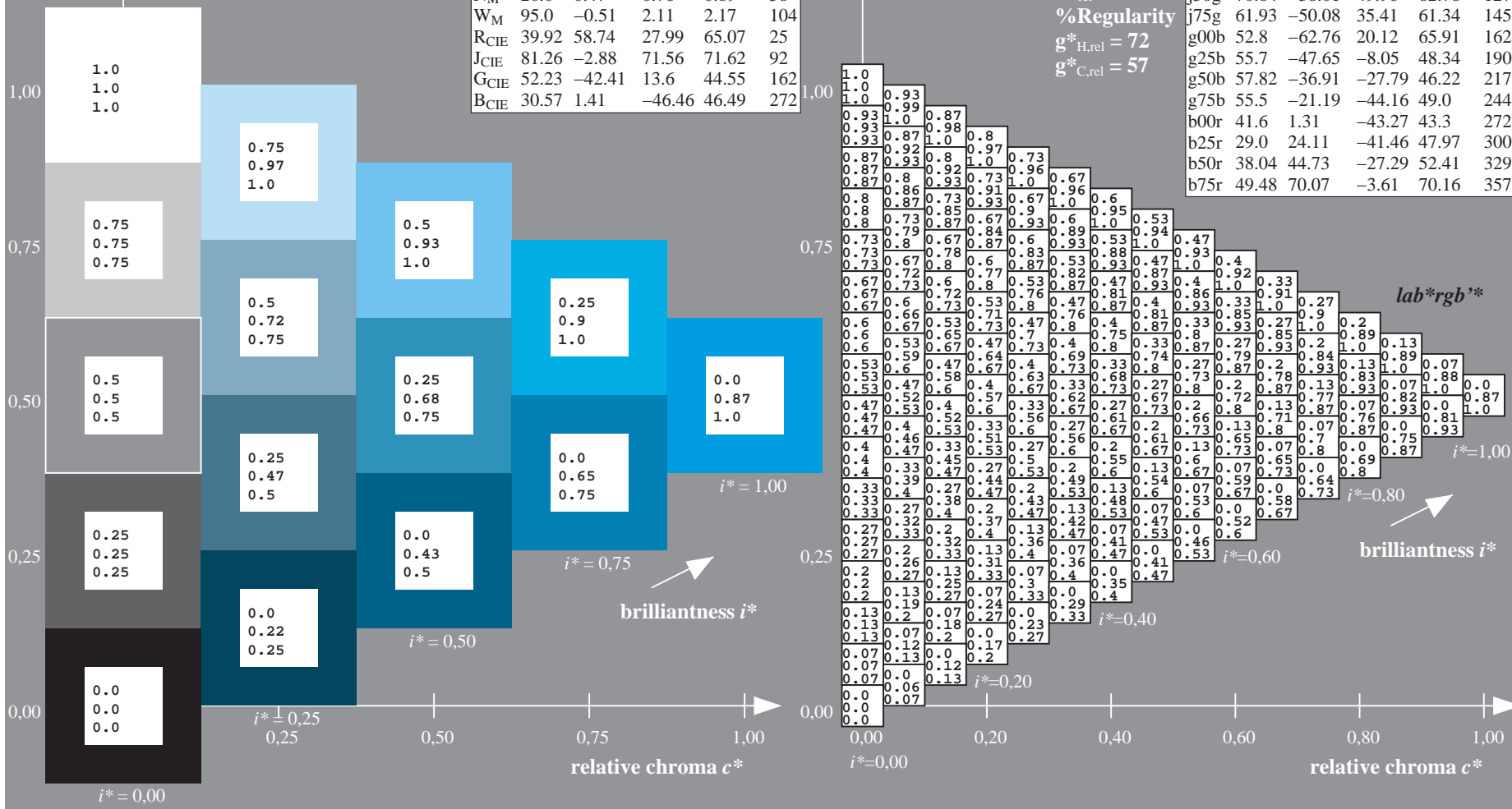
ORS20_95a; CIELAB data					
	$L^*=L^*$	a^*	b^*	C^*_{ab}	h^*_{ab}
O _M	48.75	62.65	39.19	73.89	32
Y _M	90.92	-10.35	85.91	86.53	97
L _M	52.69	-62.87	21.3	66.38	161
C _M	59.61	-27.91	-42.96	51.24	237
V _M	28.39	23.07	-41.5	47.5	299
M _M	49.58	71.15	-7.89	71.59	354
N _M	20.0	0.47	0.76	0.89	58
W _M	95.0	-0.51	2.11	2.17	104
R _{CIE}	39.92	58.74	27.99	65.07	25
J _{CIE}	81.26	-2.88	71.56	71.62	92
G _{CIE}	52.23	-42.41	13.6	44.55	162
B _{CIE}	30.57	1.41	-46.46	46.49	272

Data for maximum colour (Ma):

$LAB^*LAB^*_{Ma}$: 55 -20 -43
 $LAB^*LCH^*_{Ma}$: 55 49 244
 $lab^*rgb^*_{Ma}$: 0.0 0.5 1.0
 $lab^*olv^*_{Ma}$: 0.0 0.87 1.0

ORS20_95a; adapted (a) CIELAB data					
	$L^*=L^*_a$	a^*_a	b^*_a	$C^*_{ab,a}$	$h^*_{ab,a}$
r00j	48.88	63.91	30.45	70.79	25
r25j	55.85	50.36	45.65	67.97	42
r50j	65.45	33.86	56.12	65.54	59
r75j	75.19	17.13	66.73	68.89	76
j00g	87.03	-3.21	79.64	79.7	92
j25g	80.72	-24.03	66.82	71.01	110
r25j	70.64	-38.01	49.96	62.78	127
j75g	61.93	-50.08	35.41	61.34	145
g00b	52.8	-62.76	20.12	65.91	162
g25b	55.7	-47.65	-8.05	48.34	190
g50b	57.82	-36.91	-27.79	46.22	217
g75b	55.5	-21.19	-44.16	49.0	244
b00r	41.6	1.31	-43.27	43.3	272
b25r	29.0	24.11	-41.46	47.97	300
b50r	38.04	44.73	-27.29	52.41	329
b75r	49.48	70.07	-3.61	70.16	357

triangle lightness t^*
 %Gamut
 $u^*_{rel} = 83$
 %Regularity
 $g^*_{H,rel} = 72$
 $g^*_{C,rel} = 57$

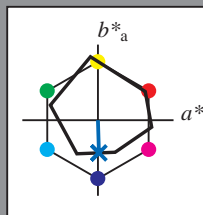


See for similar files: <http://www.ps.bam.de/De99/>; www.ps.bam.de/De.HTM
 Technical information: <http://www.ps.bam.de> Version 2.1, io=1,1, ColSPx=1

BAM registration: 20080701-De99/10L/L99E00NP.PS/ .PDF BAM material: code=rh4ta
 application for evaluation and measurement of printer or monitor systems

Input and output: Colorimetric Printer Reflective System ORS20_95a for relative CIELAB hue $h^* = lab^*h^* = h_{ab}/360 = 272/360 = 0.755$

data for any colour:
 lab^*tch^* and lab^*icu^*
 elementary hue text:
 $u^* = b00r$
 contrast reduction factor:
 $c_R = 0.96$
 triangle lightness t^*



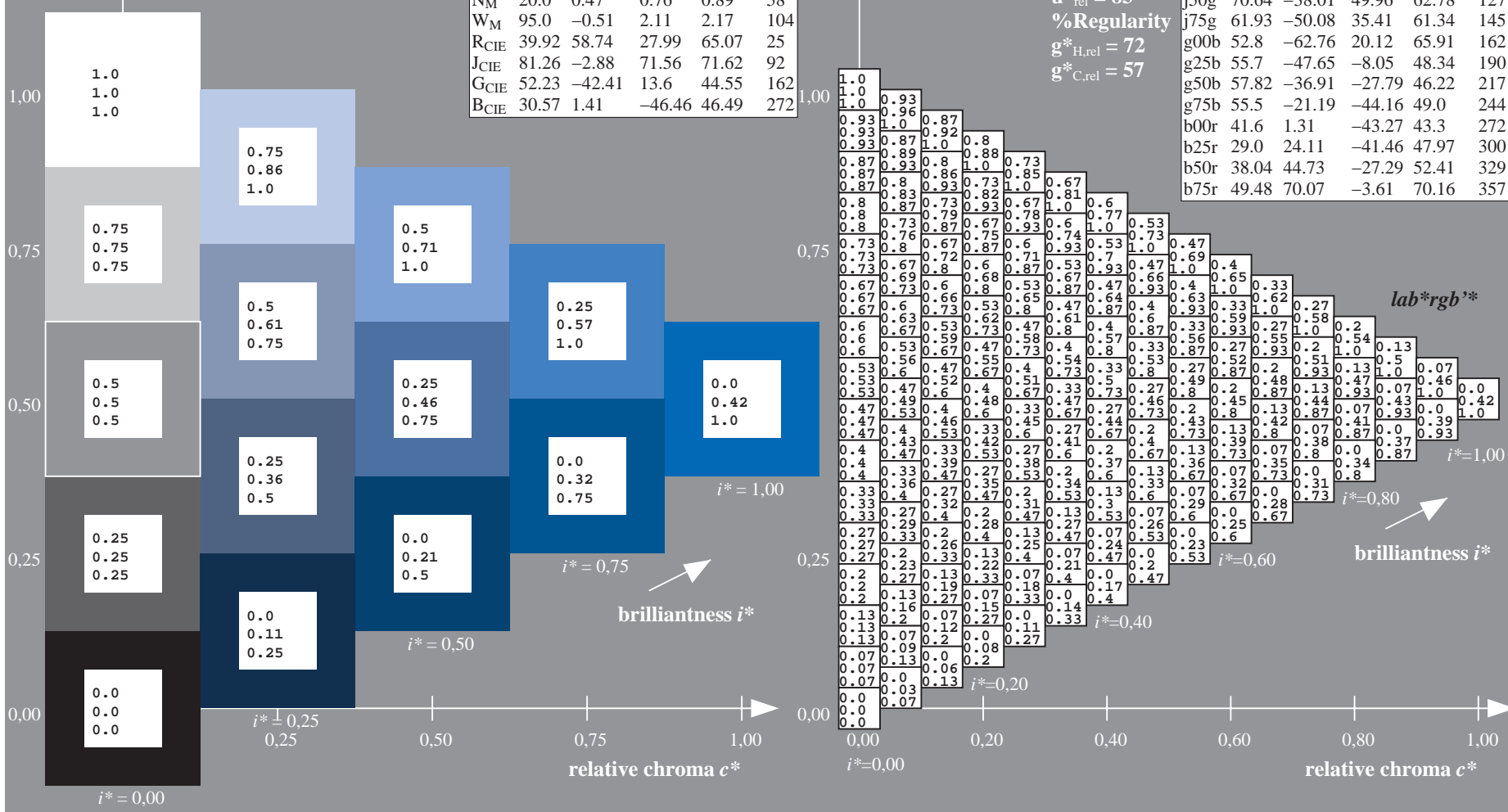
ORS20_95a; CIELAB data					
	$L^*=L^*$	a^*	b^*	C^*_{ab}	h^*_{ab}
O _M	48.75	62.65	39.19	73.89	32
Y _M	90.92	-10.35	85.91	86.53	97
L _M	52.69	-62.87	21.3	66.38	161
C _M	59.61	-27.91	-42.96	51.24	237
V _M	28.39	23.07	-41.5	47.5	299
M _M	49.58	71.15	-7.89	71.59	354
N _M	20.0	0.47	0.76	0.89	58
W _M	95.0	-0.51	2.11	2.17	104
R _{CIE}	39.92	58.74	27.99	65.07	25
J _{CIE}	81.26	-2.88	71.56	71.62	92
G _{CIE}	52.23	-42.41	13.6	44.55	162
B _{CIE}	30.57	1.41	-46.46	46.49	272

Data for maximum colour (Ma):

$LAB^*LAB^*_{Ma}$: 42 1 -42
 $LAB^*LCH^*_{Ma}$: 42 43 272
 $lab^*rgb^*_{Ma}$: 0.0 0.0 1.0
 $lab^*olv^*_{Ma}$: 0.0 0.42 1.0

ORS20_95a; adapted (a) CIELAB data					
	$L^*=L^*_a$	a^*_a	b^*_a	$C^*_{ab,a}$	$h^*_{ab,a}$
r00j	48.88	63.91	30.45	70.79	25
r25j	55.85	50.36	45.65	67.97	42
r50j	65.45	33.86	56.12	65.54	59
r75j	75.19	17.13	66.73	68.89	76
j00g	87.03	-3.21	79.64	79.7	92
j25g	80.72	-24.03	66.82	71.01	110
j50g	70.64	-38.01	49.96	62.78	127
j75g	61.93	-50.08	35.41	61.34	145
g00b	52.8	-62.76	20.12	65.91	162
g25b	55.7	-47.65	-8.05	48.34	190
g50b	57.82	-36.91	-27.79	46.22	217
g75b	55.5	-21.19	-44.16	49.0	244
b00r	41.6	1.31	-43.27	43.3	272
b25r	29.0	24.11	-41.46	47.97	300
b50r	38.04	44.73	-27.29	52.41	329
b75r	49.48	70.07	-3.61	70.16	357

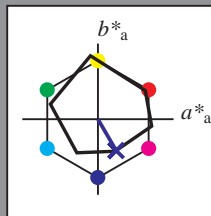
triangle lightness t^*
 %Gamut
 $u^*_{rel} = 83$
 %Regularity
 $g^*_{H,rel} = 72$
 $g^*_{C,rel} = 57$



See for similar files: <http://www.ps.bam.de/De99/>; www.ps.bam.de/De.HTM
 Technical information: <http://www.ps.bam.de> Version 2.1, io=1,1, ColSPx=1

BAM registration: 20080701-De99/10L/L99E00NP.PS/ .PDF BAM material: code=rhadata
 application for evaluation and measurement of printer or monitor systems

Input and output: Colorimetric Printer Reflective System ORS20_95a for relative CIELAB hue $h^* = lab^*h^* = h_{ab}/360 = 300/360 = 0.834$
 data for any colour:
 lab^*tch^* and lab^*icu^*
 elementary hue text:
 $u^* = b25r$
 contrast reduction factor:
 $c_R = 0.96$
 triangle lightness t^*



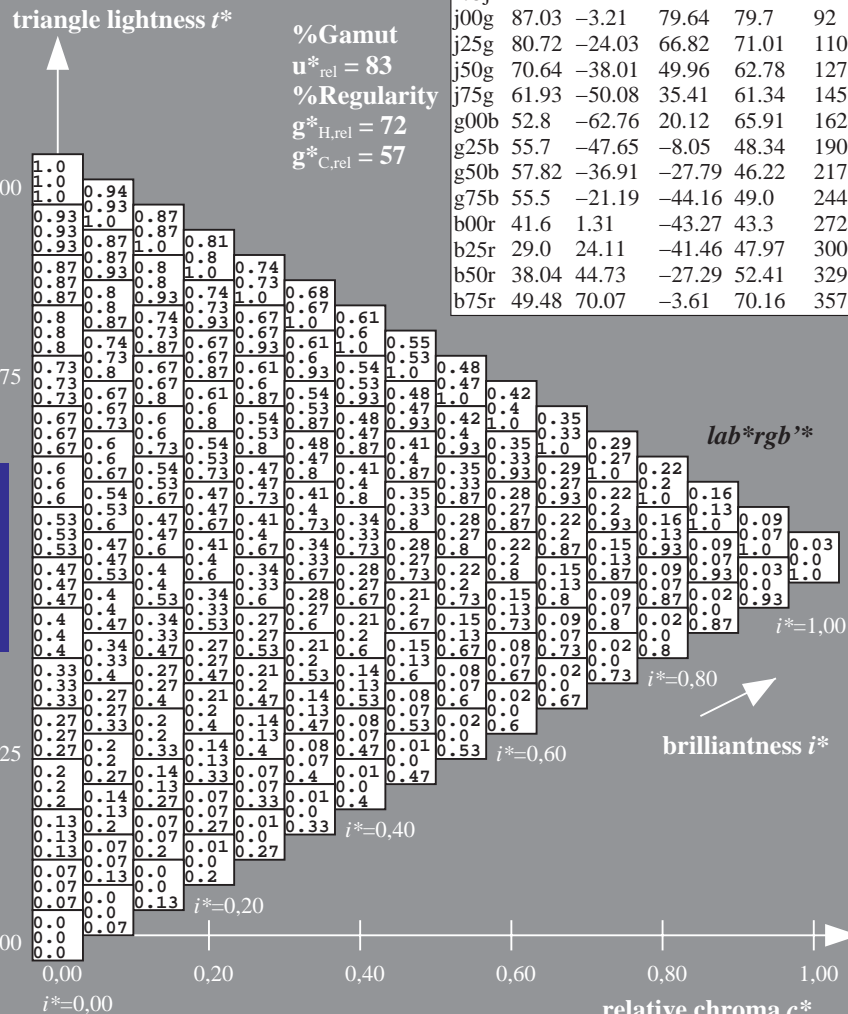
ORS20_95a; CIELAB data					
	$L^*=L^*$	a^*	b^*	C^*_{ab}	h^*_{ab}
O _M	48.75	62.65	39.19	73.89	32
Y _M	90.92	-10.35	85.91	86.53	97
L _M	52.69	-62.87	21.3	66.38	161
C _M	59.61	-27.91	-42.96	51.24	237
V _M	28.39	23.07	-41.5	47.5	299
M _M	49.58	71.15	-7.89	71.59	354
N _M	20.0	0.47	0.76	0.89	58
W _M	95.0	-0.51	2.11	2.17	104
R _{CIE}	39.92	58.74	27.99	65.07	25
J _{CIE}	81.26	-2.88	71.56	71.62	92
G _{CIE}	52.23	-42.41	13.6	44.55	162
B _{CIE}	30.57	1.41	-46.46	46.49	272

Data for maximum colour (Ma):

$LAB^*LAB^*_{Ma}$: 29 24 -40
 $LAB^*LCH^*_{Ma}$: 29 48 300
 $lab^*rgb^*_{Ma}$: 0.5 0.0 1.0
 $lab^*olv^*_{Ma}$: 0.03 0.0 1.0

ORS20_95a; adapted (a) CIELAB data					
	$L^*=L^*_a$	a^*_a	b^*_a	$C^*_{ab,a}$	$h^*_{ab,a}$
r00j	48.88	63.91	30.45	70.79	25
r25j	55.85	50.36	45.65	67.97	42
r50j	65.45	33.86	56.12	65.54	59
r75j	75.19	17.13	66.73	68.89	76
j00g	87.03	-3.21	79.64	79.7	92
j25g	80.72	-24.03	66.82	71.01	110
j50g	70.64	-38.01	49.96	62.78	127
j75g	61.93	-50.08	35.41	61.34	145
g00b	52.8	-62.76	20.12	65.91	162
g25b	55.7	-47.65	-8.05	48.34	190
g50b	57.82	-36.91	-27.79	46.22	217
g75b	55.5	-21.19	-44.16	49.0	244
b00r	41.6	1.31	-43.27	43.3	272
b25r	29.0	24.11	-41.46	47.97	300
b50r	38.04	44.73	-27.29	52.41	329
b75r	49.48	70.07	-3.61	70.16	357

%Gamut
 $u^*_{rel} = 83$
 %Regularity
 $g^*_{H,rel} = 72$
 $g^*_{C,rel} = 57$

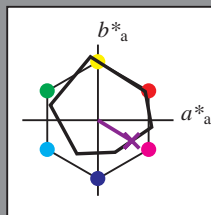


See for similar files: <http://www.ps.bam.de/De99/>; www.ps.bam.de/De.HTM
 Technical information: <http://www.ps.bam.de> Version 2.1, io=1,1, ColSpx=1

BAM registration: 20080701-De99/10L/L99E00NP.PS/ .PDF BAM material: code=rhadata
 application for evaluation and measurement of printer or monitor systems

Input and output: Colorimetric Printer Reflective System ORS20_95a for relative CIELAB hue $h^* = lab^*h^* = h_{ab}/360 = 329/360 = 0.913$

data for any colour:
 lab^*tch^* and lab^*icu^*
 elementary hue text:
 $u^* = b50r$
 contrast reduction factor:
 $c_R = 0.96$
 triangle lightness t^*



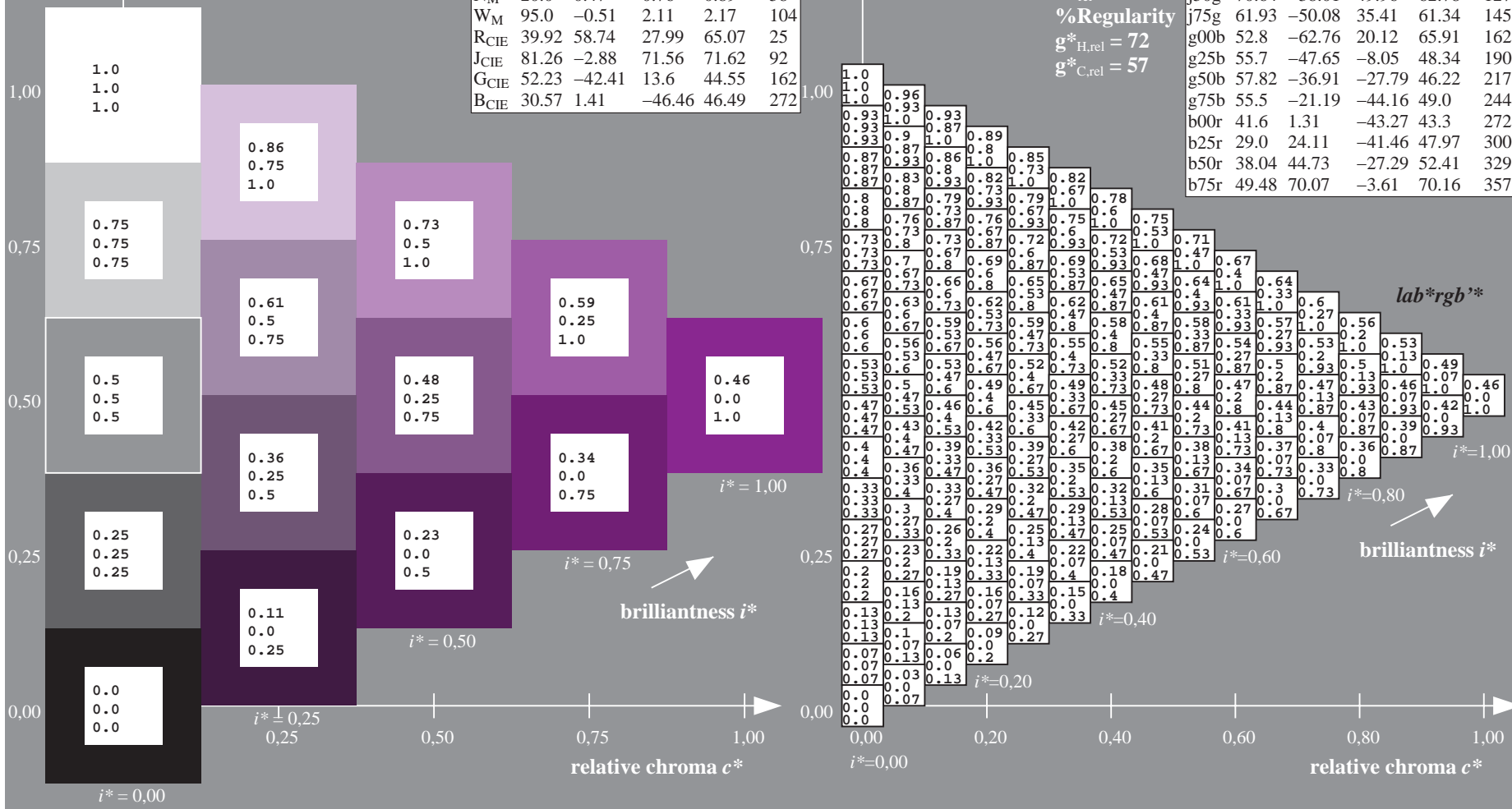
ORS20_95a; CIELAB data					
	$L^*=L^*$	a^*	b^*	C^*_{ab}	h^*_{ab}
O _M	48.75	62.65	39.19	73.89	32
Y _M	90.92	-10.35	85.91	86.53	97
L _M	52.69	-62.87	21.3	66.38	161
C _M	59.61	-27.91	-42.96	51.24	237
V _M	28.39	23.07	-41.5	47.5	299
M _M	49.58	71.15	-7.89	71.59	354
N _M	20.0	0.47	0.76	0.89	58
W _M	95.0	-0.51	2.11	2.17	104
R _{CIE}	39.92	58.74	27.99	65.07	25
J _{CIE}	81.26	-2.88	71.56	71.62	92
G _{CIE}	52.23	-42.41	13.6	44.55	162
B _{CIE}	30.57	1.41	-46.46	46.49	272

Data for maximum colour (Ma):

$LAB^*LAB^*_{Ma}$: 38 45 -26
 $LAB^*LCH^*_{Ma}$: 38 52 329
 $lab^*rgb^*_{Ma}$: 1.0 0.0 1.0
 $lab^*olv^*_{Ma}$: 0.46 0.0 1.0

ORS20_95a; adapted (a) CIELAB data					
	$L^*=L^*_a$	a^*_a	b^*_a	$C^*_{ab,a}$	$h^*_{ab,a}$
r00j	48.88	63.91	30.45	70.79	25
r25j	55.85	50.36	45.65	67.97	42
r50j	65.45	33.86	56.12	65.54	59
r75j	75.19	17.13	66.73	68.89	76
j00g	87.03	-3.21	79.64	79.7	92
j25g	80.72	-24.03	66.82	71.01	110
j50g	70.64	-38.01	49.96	62.78	127
j75g	61.93	-50.08	35.41	61.34	145
g00b	52.8	-62.76	20.12	65.91	162
g25b	55.7	-47.65	-8.05	48.34	190
g50b	57.82	-36.91	-27.79	46.22	217
g75b	55.5	-21.19	-44.16	49.0	244
b00r	41.6	1.31	-43.27	43.3	272
b25r	29.0	24.11	-41.46	47.97	300
b50r	38.04	44.73	-27.29	52.41	329
b75r	49.48	70.07	-3.61	70.16	357

triangle lightness t^*
 %Gamut
 $u^*_{rel} = 83$
 %Regularity
 $g^*_{H,rel} = 72$
 $g^*_{C,rel} = 57$

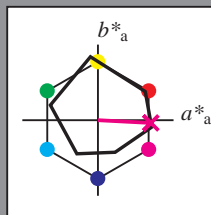


BAM registration: 20080701-De99/10L/L99E00NP.PS/ .PDF
 application for evaluation and measurement of printer or monitor systems
 BAM material: code=rhadata

See for similar files: <http://www.ps.bam.de/De99/>; www.ps.bam.de/De.HTM
 Technical information: <http://www.ps.bam.de>
 Version 2.1, io=1,1, ColSPX=1

Input and output: Colorimetric Printer Reflective System ORS20_95a for relative CIELAB hue $h^* = lab^*h^* = h_{ab}/360 = 357/360 = 0.992$

data for any colour:
 lab^*tch^* and lab^*icu^*
 elementary hue text:
 $u^* = b75r$
 contrast reduction factor:
 $c_R = 0.96$
 triangle lightness t^*



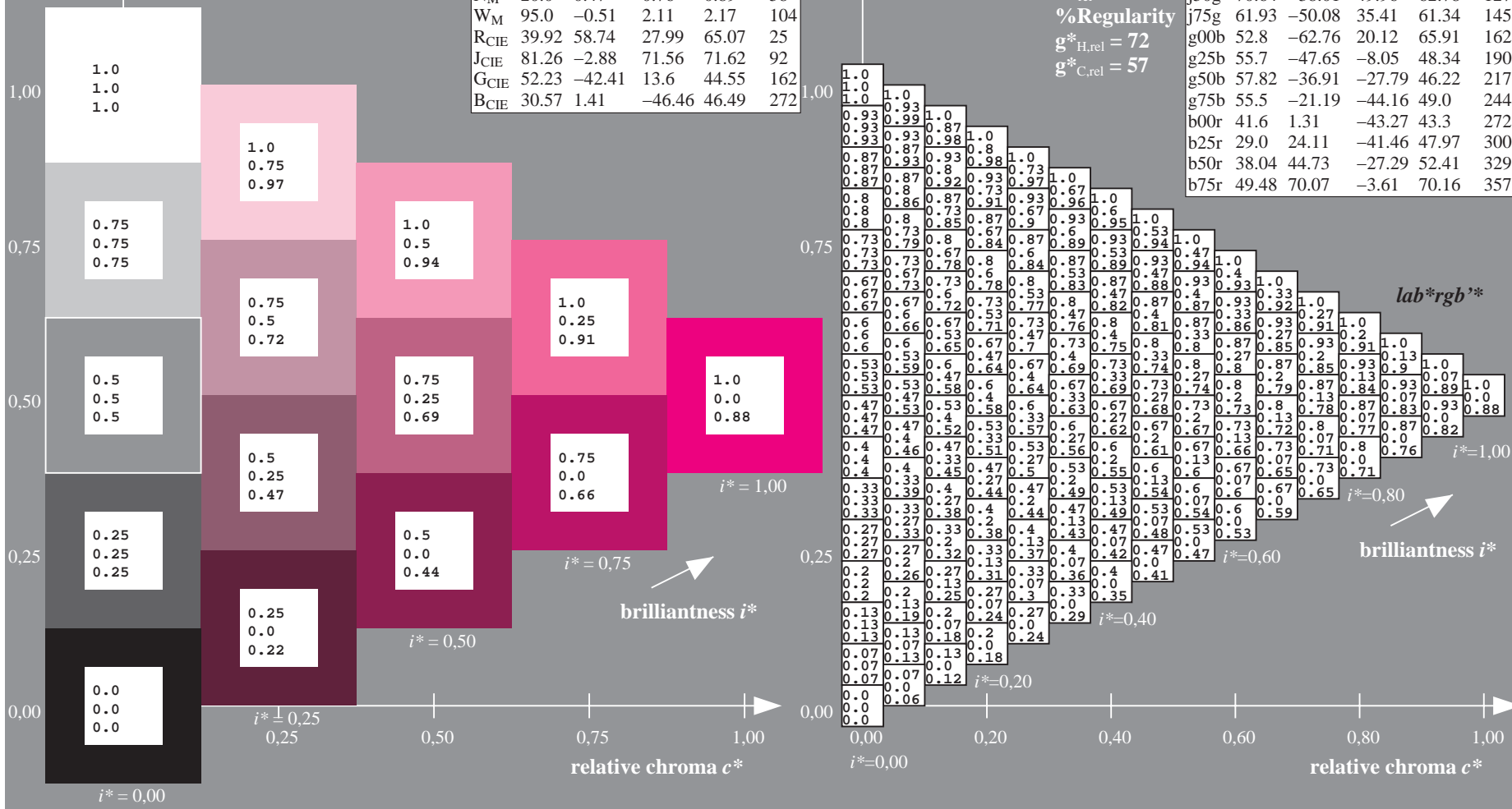
ORS20_95a; CIELAB data					
	$L^*=L^*$	a^*	b^*	C^*_{ab}	h^*_{ab}
O _M	48.75	62.65	39.19	73.89	32
Y _M	90.92	-10.35	85.91	86.53	97
L _M	52.69	-62.87	21.3	66.38	161
C _M	59.61	-27.91	-42.96	51.24	237
V _M	28.39	23.07	-41.5	47.5	299
M _M	49.58	71.15	-7.89	71.59	354
N _M	20.0	0.47	0.76	0.89	58
W _M	95.0	-0.51	2.11	2.17	104
R _{CIE}	39.92	58.74	27.99	65.07	25
J _{CIE}	81.26	-2.88	71.56	71.62	92
G _{CIE}	52.23	-42.41	13.6	44.55	162
B _{CIE}	30.57	1.41	-46.46	46.49	272

Data for maximum colour (Ma):

$LAB^*LAB^*_{Ma}$: 49 70 -3
 $LAB^*LCH^*_{Ma}$: 49 70 357
 $lab^*rgb^*_{Ma}$: 1.0 0.0 0.5
 $lab^*olv^*_{Ma}$: 1.0 0.0 0.88

ORS20_95a; adapted (a) CIELAB data					
	$L^*=L^*_a$	a^*_a	b^*_a	$C^*_{ab,a}$	$h^*_{ab,a}$
r00j	48.88	63.91	30.45	70.79	25
r25j	55.85	50.36	45.65	67.97	42
r50j	65.45	33.86	56.12	65.54	59
r75j	75.19	17.13	66.73	68.89	76
j00g	87.03	-3.21	79.64	79.7	92
j25g	80.72	-24.03	66.82	71.01	110
j50g	70.64	-38.01	49.96	62.78	127
j75g	61.93	-50.08	35.41	61.34	145
g00b	52.8	-62.76	20.12	65.91	162
g25b	55.7	-47.65	-8.05	48.34	190
g50b	57.82	-36.91	-27.79	46.22	217
g75b	55.5	-21.19	-44.16	49.0	244
b00r	41.6	1.31	-43.27	43.3	272
b25r	29.0	24.11	-41.46	47.97	300
b50r	38.04	44.73	-27.29	52.41	329
b75r	49.48	70.07	-3.61	70.16	357

triangle lightness t^*
 %Gamut
 $u^*_{rel} = 83$
 %Regularity
 $g^*_{H,rel} = 72$
 $g^*_{C,rel} = 57$

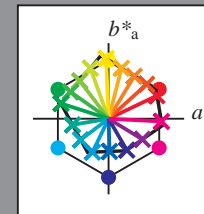


See for similar files: <http://www.ps.bam.de/De99/>; www.ps.bam.de/De.HTM
 Technical information: <http://www.ps.bam.de> Version 2.1, io=1,1, ColSpx=1

BAM registration: 20080701-De99/10L/L99E00NP.PS/ .PDF BAM material: code=rhadata
 application for evaluation and measurement of printer or monitor systems

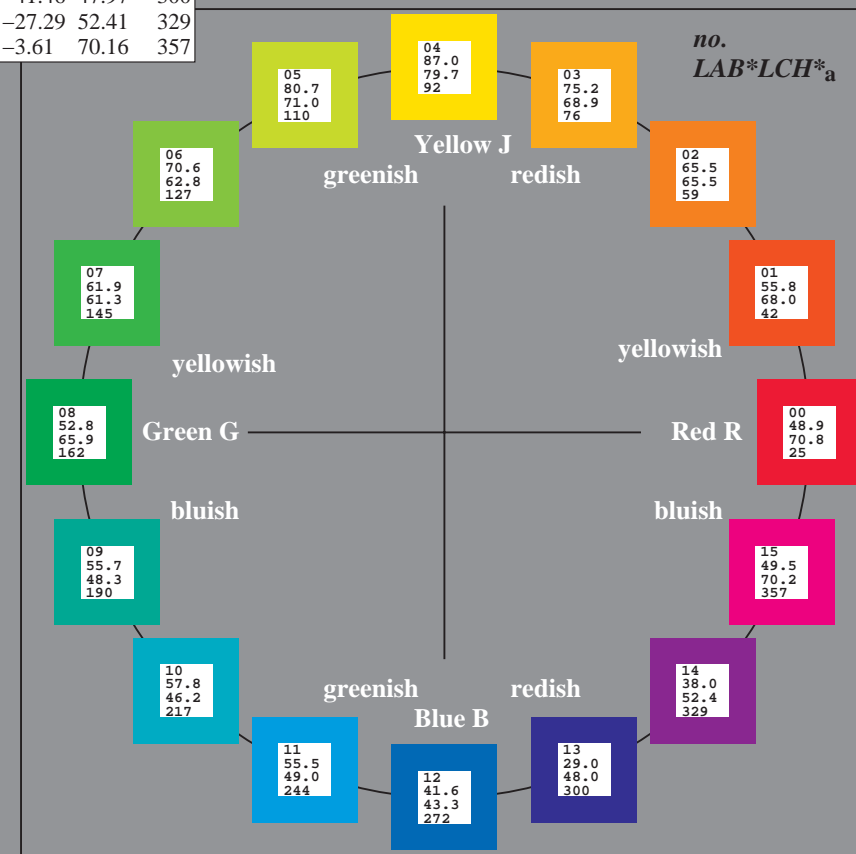
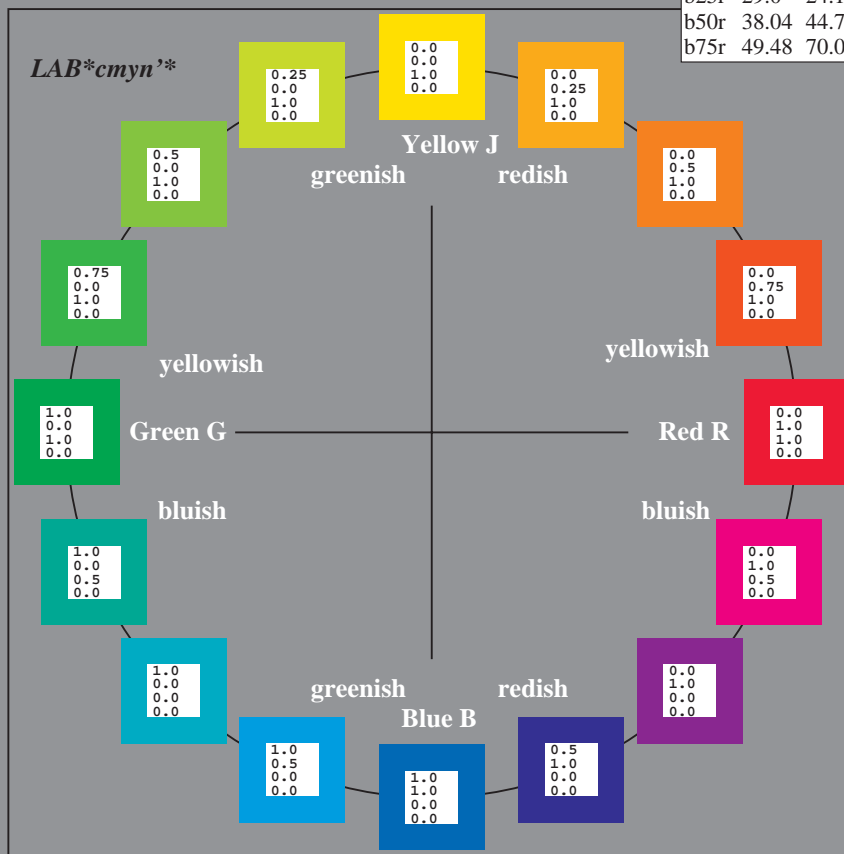
Input and output:
 Colorimetric Printer Reflective System ORS20_95a
 data for any colour:
*lab**tch*** and *lab**icu***
 elementary hue text:
*u** = 16 hues *r00j*, *r25j*, ..., *b75r*
 contrast reduction factor:
 $c_R = 0.96$

ORS20_95a; adapted (a) CIELAB data					
	$L^*=L^*_a$	a^*_a	b^*_a	$C^*_{ab,a}$	$h^*_{ab,a}$
r00j	48.88	63.91	30.45	70.79	25
r25j	55.85	50.36	45.65	67.97	42
r50j	65.45	33.86	56.12	65.54	59
r75j	75.19	17.13	66.73	68.89	76
j00g	87.03	-3.21	79.64	79.7	92
j25g	80.72	-24.03	66.82	71.01	110
j50g	70.64	-38.01	49.96	62.78	127
j75g	61.93	-50.08	35.41	61.34	145
g00b	52.8	-62.76	20.12	65.91	162
g25b	55.7	-47.65	-8.05	48.34	190
g50b	57.82	-36.91	-27.79	46.22	217
g75b	55.5	-21.19	-44.16	49.0	244
b00r	41.6	1.31	-43.27	43.3	272
b25r	29.0	24.11	-41.46	47.97	300
b50r	38.04	44.73	-27.29	52.41	329
b75r	49.48	70.07	-3.61	70.16	357



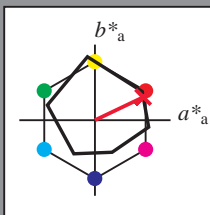
%Gamut
 $u^*_{rel} = 83$
 %Regularity
 $g^*_{H,rel} = 72$
 $g^*_{C,rel} = 57$

ORS20_95a; CIELAB data					
	$L^*=L^*$	a^*	b^*	C^*_{ab}	h^*_{ab}
O _M	48.75	62.65	39.19	73.89	32
Y _M	90.92	-10.35	85.91	86.53	97
L _M	52.69	-62.87	21.3	66.38	161
C _M	59.61	-27.91	-42.96	51.24	237
V _M	28.39	23.07	-41.5	47.5	299
M _M	49.58	71.15	-7.89	71.59	354
N _M	20.0	0.47	0.76	0.89	58
W _M	95.0	-0.51	2.11	2.17	104
R _{CIE}	39.92	58.74	27.99	65.07	25
J _{CIE}	81.26	-2.88	71.56	71.62	92
G _{CIE}	52.23	-42.41	13.6	44.55	162
B _{CIE}	30.57	1.41	-46.46	46.49	272



Input and output: Colorimetric Printer Reflective System ORS20_95a for relative CIELAB hue $h^* = lab^*h^* = h_{ab}/360 = 25/360 = 0.071$

data for any colour:
 lab^*tch^* and lab^*icu^*
 elementary hue text:
 $u^* = r00j$
 contrast reduction factor:
 $c_R = 0.96$
 triangle lightness t^*



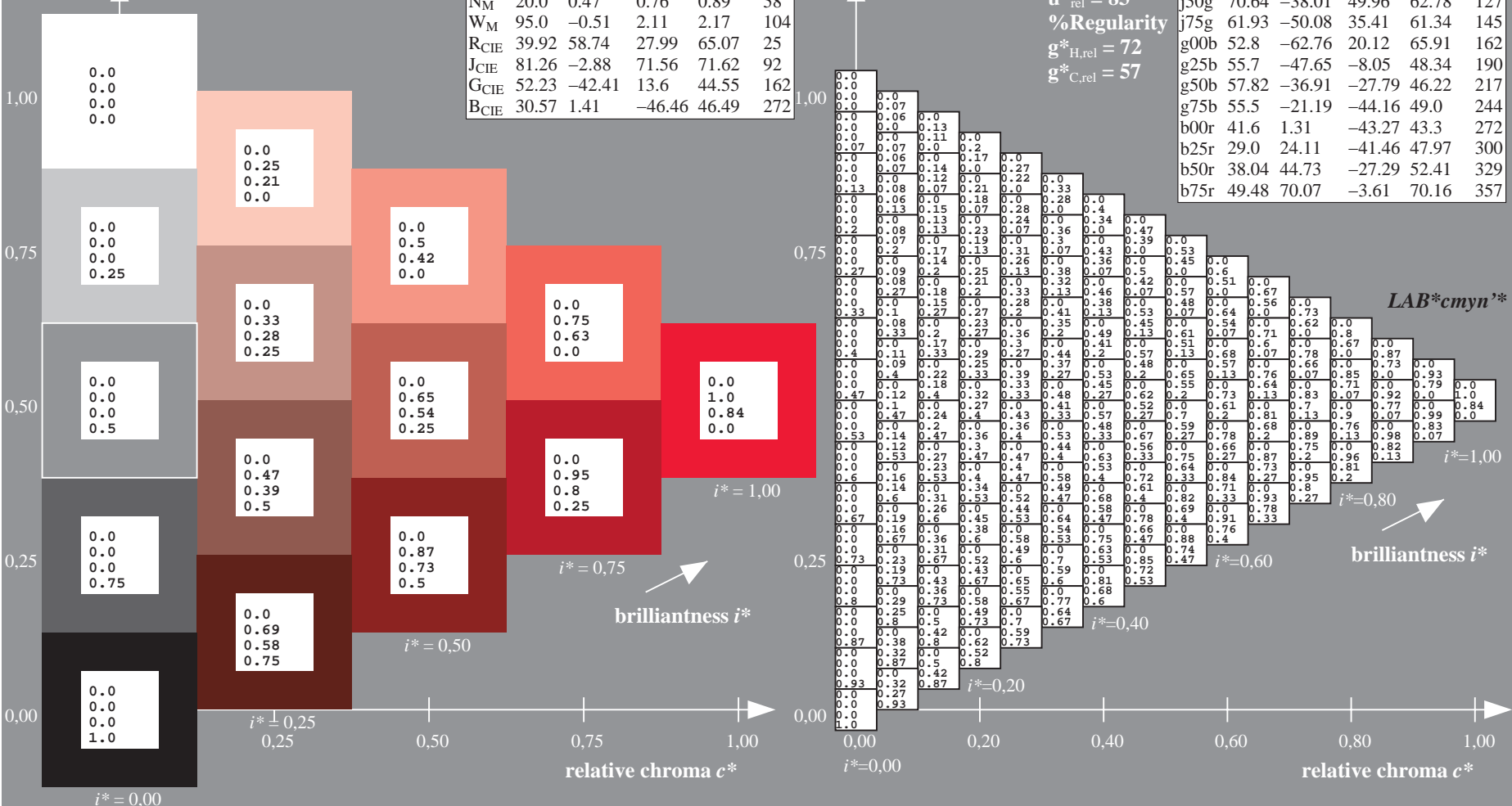
ORS20_95a; CIELAB data					
	$L^*=L^*$	a^*	b^*	C^*_{ab}	h^*_{ab}
O _M	48.75	62.65	39.19	73.89	32
Y _M	90.92	-10.35	85.91	86.53	97
L _M	52.69	-62.87	21.3	66.38	161
C _M	59.61	-27.91	-42.96	51.24	237
V _M	28.39	23.07	-41.5	47.5	299
M _M	49.58	71.15	-7.89	71.59	354
N _M	20.0	0.47	0.76	0.89	58
W _M	95.0	-0.51	2.11	2.17	104
R _{CIE}	39.92	58.74	27.99	65.07	25
J _{CIE}	81.26	-2.88	71.56	71.62	92
G _{CIE}	52.23	-42.41	13.6	44.55	162
B _{CIE}	30.57	1.41	-46.46	46.49	272

Data for maximum colour (Ma):

$LAB^*LAB^*_{Ma}$: 49 64 30
 $LAB^*LCH^*_{Ma}$: 49 71 25
 $lab^*rgb^*_{Ma}$: 1.0 0.0 0.0
 $lab^*olv^*_{Ma}$: 1.0 0.0 0.16

triangle lightness t^*
 %Gamut
 $u^*_{rel} = 83$
 %Regularity
 $g^*_{H,rel} = 72$
 $g^*_{C,rel} = 57$

ORS20_95a; adapted (a) CIELAB data					
	$L^*=L^*_a$	a^*_a	b^*_a	$C^*_{ab,a}$	$h^*_{ab,a}$
r00j	48.88	63.91	30.45	70.79	25
r25j	55.85	50.36	45.65	67.97	42
r50j	65.45	33.86	56.12	65.54	59
r75j	75.19	17.13	66.73	68.89	76
j00g	87.03	-3.21	79.64	79.7	92
j25g	80.72	-24.03	66.82	71.01	110
j50g	70.64	-38.01	49.96	62.78	127
j75g	61.93	-50.08	35.41	61.34	145
g00b	52.8	-62.76	20.12	65.91	162
g25b	55.7	-47.65	-8.05	48.34	190
g50b	57.82	-36.91	-27.79	46.22	217
g75b	55.5	-21.19	-44.16	49.0	244
b00r	41.6	1.31	-43.27	43.3	272
b25r	29.0	24.11	-41.46	47.97	300
b50r	38.04	44.73	-27.29	52.41	329
b75r	49.48	70.07	-3.61	70.16	357

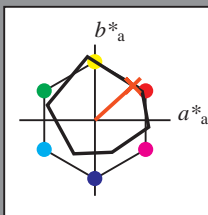


See for similar files: <http://www.ps.bam.de/De99/>; www.ps.bam.de/De.HTM
 Technical information: <http://www.ps.bam.de> Version 2.1, io=1,1, ColSpx=1

BAM registration: 20080701-De99/10L/L99E00NP.PS/ .PDF BAM material: code=rhadata
 application for evaluation and measurement of printer or monitor systems

Input and output: Colorimetric Printer Reflective System ORS20_95a for relative CIELAB hue $h^* = lab^*h^* = h_{ab}/360 = 42/360 = 0.117$

data for any colour:
 lab^*tch^* and lab^*icu^*
 elementary hue text:
 $u^* = r25j$
 contrast reduction factor:
 $c_R = 0.96$
 triangle lightness t^*



ORS20_95a; CIELAB data					
	$L^*=L^*$	a^*	b^*	C^*_{ab}	h^*_{ab}
O _M	48.75	62.65	39.19	73.89	32
Y _M	90.92	-10.35	85.91	86.53	97
L _M	52.69	-62.87	21.3	66.38	161
C _M	59.61	-27.91	-42.96	51.24	237
V _M	28.39	23.07	-41.5	47.5	299
M _M	49.58	71.15	-7.89	71.59	354
N _M	20.0	0.47	0.76	0.89	58
W _M	95.0	-0.51	2.11	2.17	104
R _{CIE}	39.92	58.74	27.99	65.07	25
J _{CIE}	81.26	-2.88	71.56	71.62	92
G _{CIE}	52.23	-42.41	13.6	44.55	162
B _{CIE}	30.57	1.41	-46.46	46.49	272

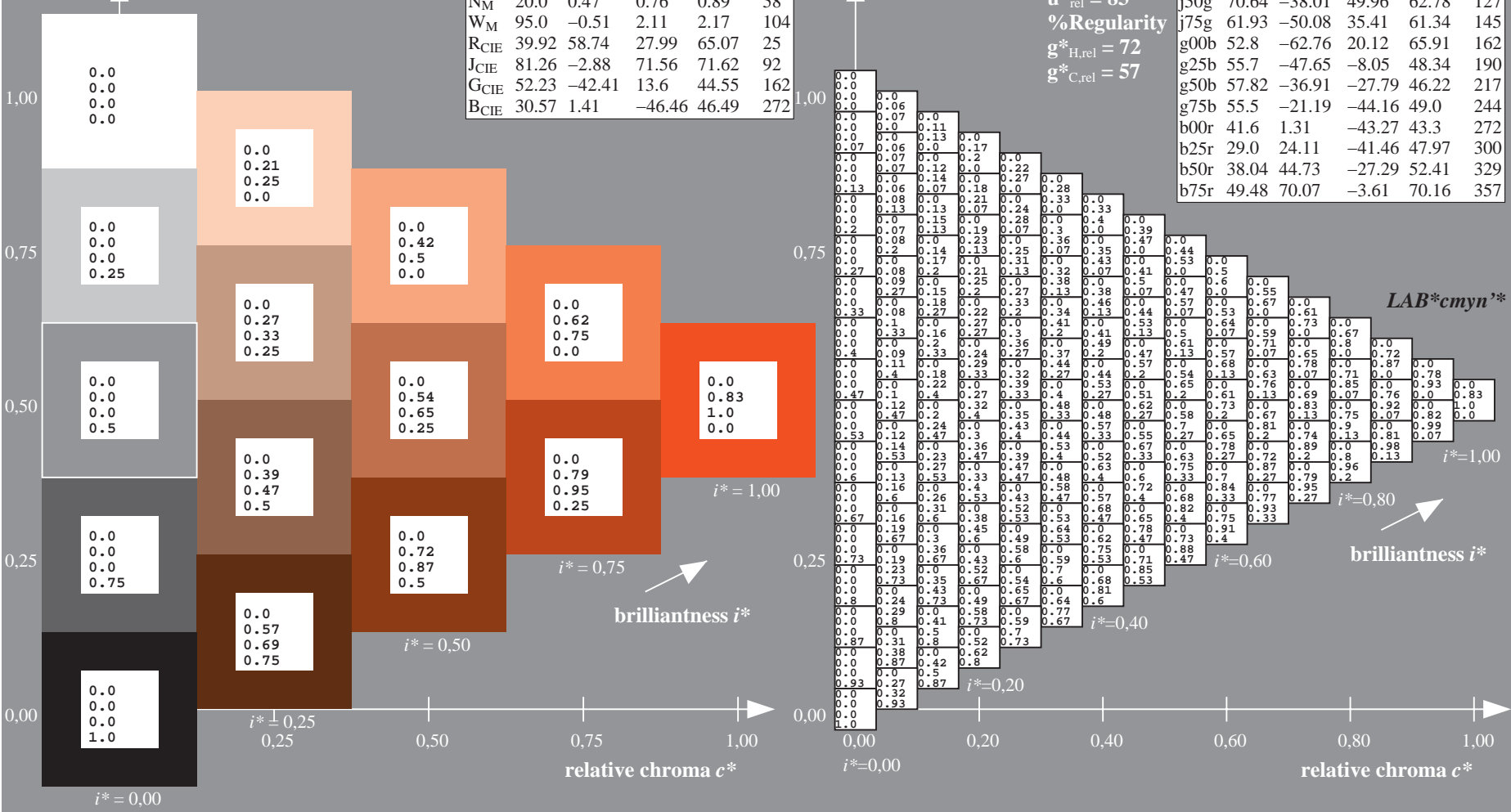
Data for maximum colour (Ma):

$LAB^*LAB^*_{Ma}$: 56 50 46
 $LAB^*LCH^*_{Ma}$: 56 68 42
 $lab^*rgb^*_{Ma}$: 1.0 0.25 0.0
 $lab^*olv^*_{Ma}$: 1.0 0.17 0.0

$u^* = r25j$
 $LAB^*cmy^n^*$

ORS20_95a; adapted (a) CIELAB data					
	$L^*=L^*_a$	a^*_a	b^*_a	$C^*_{ab,a}$	$h^*_{ab,a}$
r00j	48.88	63.91	30.45	70.79	25
r25j	55.85	50.36	45.65	67.97	42
r50j	65.45	33.86	56.12	65.54	59
r75j	75.19	17.13	66.73	68.89	76
j00g	87.03	-3.21	79.64	79.7	92
j25g	80.72	-24.03	66.82	71.01	110
j50g	70.64	-38.04	49.96	62.78	127
j75g	61.93	-50.08	35.41	61.34	145
g00b	52.8	-62.76	20.12	65.91	162
g25b	55.7	-47.65	-8.05	48.34	190
g50b	57.82	-36.91	-27.79	46.22	217
g75b	55.5	-21.19	-44.16	49.0	244
b00r	41.6	1.31	-43.27	43.3	272
b25r	29.0	24.11	-41.46	47.97	300
b50r	38.04	44.73	-27.29	52.41	329
b75r	49.48	70.07	-3.61	70.16	357

triangle lightness t^*
 %Gamut
 $u^*_{rel} = 83$
 %Regularity
 $g^*_{H,rel} = 72$
 $g^*_{C,rel} = 57$

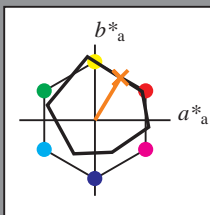


See for similar files: <http://www.ps.bam.de/De99/>; www.ps.bam.de/De.HTM
 Technical information: <http://www.ps.bam.de> Version 2.1, io=1,1, ColSpx=1

BAM registration: 20080701-De99/10L/L99E00NP.PS/ .PDF BAM material: code=rhadata
 application for evaluation and measurement of printer or monitor systems

Input and output: Colorimetric Printer Reflective System ORS20_95a for relative CIELAB hue $h^* = lab^*h^* = h_{ab}/360 = 59/360 = 0.164$

data for any colour:
 lab^*tch^* and lab^*icu^*
 elementary hue text:
 $u^* = r50j$
 contrast reduction factor:
 $c_R = 0.96$
 triangle lightness t^*



ORS20_95a; CIELAB data					
	$L^*=L^*$	a^*	b^*	C^*_{ab}	h^*_{ab}
O _M	48.75	62.65	39.19	73.89	32
Y _M	90.92	-10.35	85.91	86.53	97
L _M	52.69	-62.87	21.3	66.38	161
C _M	59.61	-27.91	-42.96	51.24	237
V _M	28.39	23.07	-41.5	47.5	299
M _M	49.58	71.15	-7.89	71.59	354
N _M	20.0	0.47	0.76	0.89	58
W _M	95.0	-0.51	2.11	2.17	104
R _{CIE}	39.92	58.74	27.99	65.07	25
J _{CIE}	81.26	-2.88	71.56	71.62	92
G _{CIE}	52.23	-42.41	13.6	44.55	162
B _{CIE}	30.57	1.41	-46.46	46.49	272

Data for maximum colour (Ma):

$LAB^*LAB^*_{Ma}$: 65 34 56

$LAB^*LCH^*_{Ma}$: 65 66 59

$lab^*rgb^*_{Ma}$: 1.0 0.5 0.0

$lab^*olv^*_{Ma}$: 1.0 0.4 0.0

triangle lightness t^*

%Gamut

$u^*_{rel} = 83$

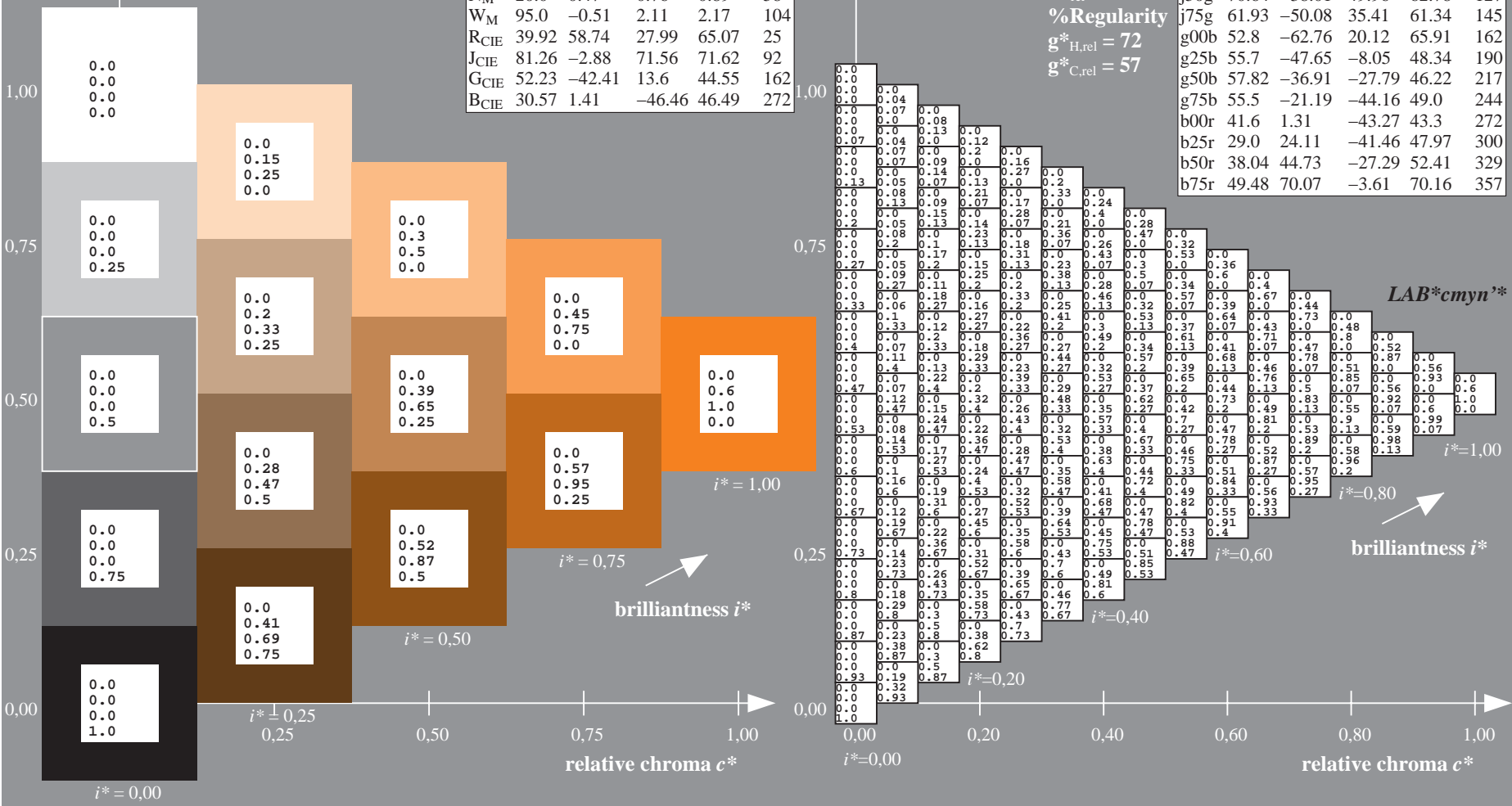
%Regularity

$g^*_{H,rel} = 72$

$g^*_{C,rel} = 57$

$u^* = r50j$
 LAB^*cmyn^*

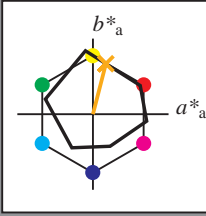
ORS20_95a; adapted (a) CIELAB data					
	$L^*=L^*_a$	a^*_a	b^*_a	$C^*_{ab,a}$	$h^*_{ab,a}$
r00j	48.88	63.91	30.45	70.79	25
r25j	55.85	50.36	45.65	67.97	42
r50j	65.45	33.86	56.12	65.54	59
r75j	75.19	17.13	66.73	68.89	76
j00g	87.03	-3.21	79.64	79.7	92
j25g	80.72	-24.03	66.82	71.01	110
j50g	70.64	-38.01	49.96	62.78	127
j75g	61.93	-50.08	35.41	61.34	145
g00b	52.8	-62.76	20.12	65.91	162
g25b	55.7	-47.65	-8.05	48.34	190
g50b	57.82	-36.91	-27.79	46.22	217
g75b	55.5	-21.19	-44.16	49.0	244
b00r	41.6	1.31	-43.27	43.3	272
b25r	29.0	24.11	-41.46	47.97	300
b50r	38.04	44.73	-27.29	52.41	329
b75r	49.48	70.07	-3.61	70.16	357



See for similar files: <http://www.ps.bam.de/De99/>; www.ps.bam.de/De.HTM
 Technical information: <http://www.ps.bam.de> Version 2.1, io=1,1, ColSPx=1

BAM registration: 20080701-De99/10L/L99E00NP.PS/ .PDF BAM material: code=rhadata
 application for evaluation and measurement of printer or monitor systems

Input and output: Colorimetric Printer Reflective System ORS20_95a for relative CIELAB hue $h^* = lab^*h^* = h_{ab}/360 = 76/360 = 0.21$
 data for any colour:
 lab^*tch^* and lab^*icu^*
 elementary hue text:
 $u^* = r75j$
 contrast reduction factor:
 $c_R = 0.96$
 triangle lightness t^*

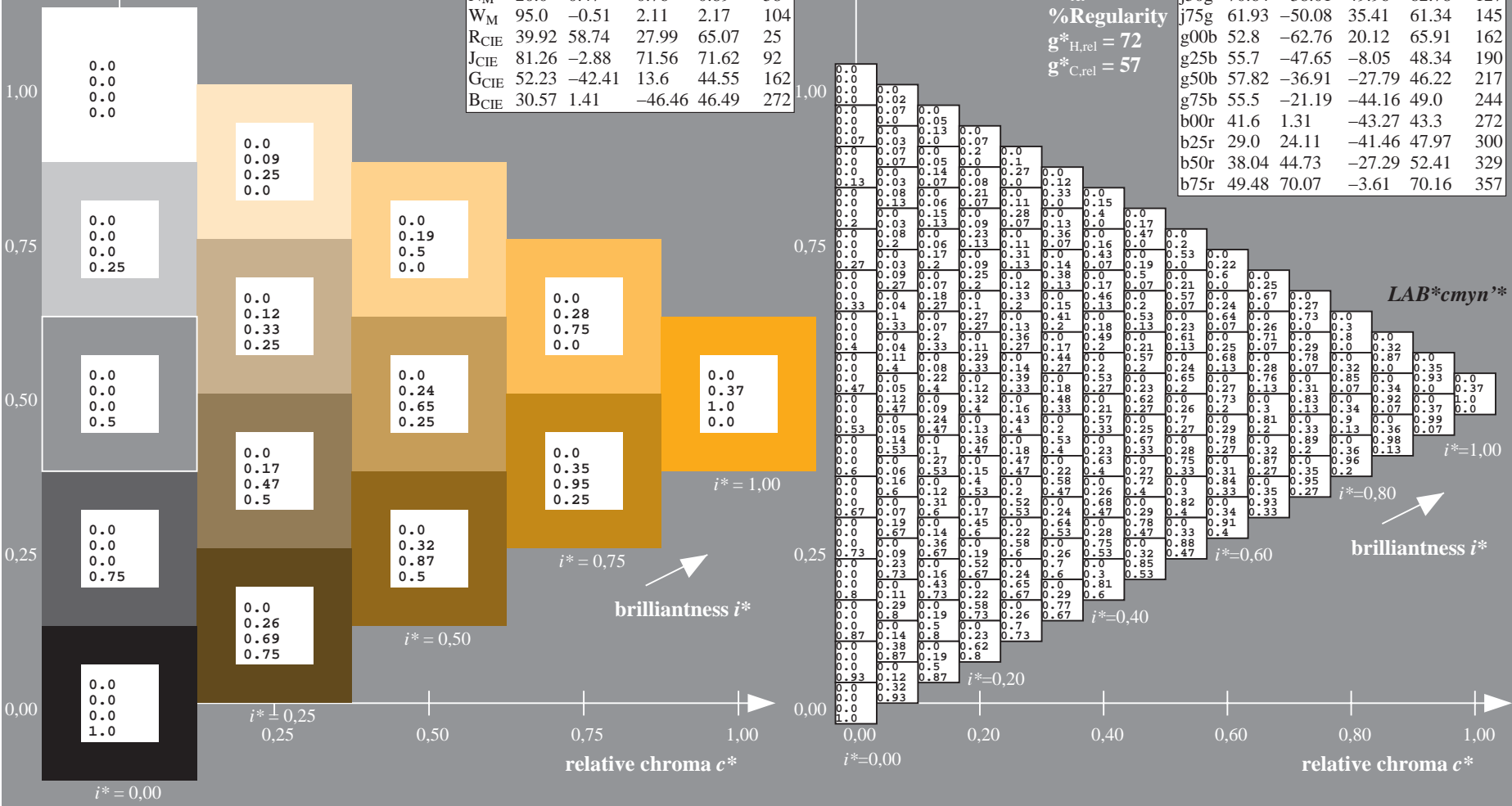


ORS20_95a; CIELAB data					
	$L^*=L^*$	a^*	b^*	C^*_{ab}	h^*_{ab}
O _M	48.75	62.65	39.19	73.89	32
Y _M	90.92	-10.35	85.91	86.53	97
L _M	52.69	-62.87	21.3	66.38	161
C _M	59.61	-27.91	-42.96	51.24	237
V _M	28.39	23.07	-41.5	47.5	299
M _M	49.58	71.15	-7.89	71.59	354
N _M	20.0	0.47	0.76	0.89	58
W _M	95.0	-0.51	2.11	2.17	104
R _{CIE}	39.92	58.74	27.99	65.07	25
J _{CIE}	81.26	-2.88	71.56	71.62	92
G _{CIE}	52.23	-42.41	13.6	44.55	162
B _{CIE}	30.57	1.41	-46.46	46.49	272

Data for maximum colour (Ma):
 $LAB^*LAB^*_Ma: 75\ 17\ 67$
 $LAB^*LCH^*_Ma: 75\ 69\ 76$
 $lab^*rgb^*_Ma: 1.0\ 0.75\ 0.0$
 $lab^*olv^*_Ma: 1.0\ 0.63\ 0.0$

ORS20_95a; adapted (a) CIELAB data					
	$L^*=L^*_a$	a^*_a	b^*_a	$C^*_{ab,a}$	$h^*_{ab,a}$
r00j	48.88	63.91	30.45	70.79	25
r25j	55.85	50.36	45.65	67.97	42
r50j	65.45	33.86	56.12	65.54	59
r75j	75.19	17.13	66.73	68.89	76
j00g	87.03	-3.21	79.64	79.7	92
j25g	80.72	-24.03	66.82	71.01	110
j50g	70.64	-38.01	49.96	62.78	127
j75g	61.93	-50.08	35.41	61.34	145
g00b	52.8	-62.76	20.12	65.91	162
g25b	55.7	-47.65	-8.05	48.34	190
g50b	57.82	-36.91	-27.79	46.22	217
g75b	55.5	-21.19	-44.16	49.0	244
b00r	41.6	1.31	-43.27	43.3	272
b25r	29.0	24.11	-41.46	47.97	300
b50r	38.04	44.73	-27.29	52.41	329
b75r	49.48	70.07	-3.61	70.16	357

%Gamut
 $u^*_{rel} = 83$
 %Regularity
 $g^*_{H,rel} = 72$
 $g^*_{C,rel} = 57$

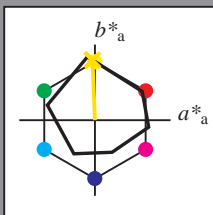


See for similar files: <http://www.ps.bam.de/De99/>; www.ps.bam.de/De.HTM
 Technical information: <http://www.ps.bam.de> Version 2.1, io=1,1, ColSpx=1

BAM registration: 20080701-De99/10L/L99E00NP.PS/ .PDF BAM material: code=rhadata
 application for evaluation and measurement of printer or monitor systems

Input and output: Colorimetric Printer Reflective System ORS20_95a for relative CIELAB hue $h^* = lab^*h^* = h_{ab}/360 = 92/360 = 0.256$

data for any colour:
 lab^*tch^* and lab^*icu^*
 elementary hue text:
 $u^* = j00g$
 contrast reduction factor:
 $c_R = 0.96$
 triangle lightness t^*



ORS20_95a; CIELAB data					
	$L^*=L^*$	a^*	b^*	C^*_{ab}	h^*_{ab}
O _M	48.75	62.65	39.19	73.89	32
Y _M	90.92	-10.35	85.91	86.53	97
L _M	52.69	-62.87	21.3	66.38	161
C _M	59.61	-27.91	-42.96	51.24	237
V _M	28.39	23.07	-41.5	47.5	299
M _M	49.58	71.15	-7.89	71.59	354
N _M	25.0	0.47	0.76	0.89	58
W _M	95.0	-0.51	2.11	2.17	104
R _{CIE}	39.92	58.74	27.99	65.07	25
J _{CIE}	81.26	-2.88	71.56	71.62	92
G _{CIE}	52.23	-42.41	13.6	44.55	162
B _{CIE}	30.57	1.41	-46.46	46.49	272

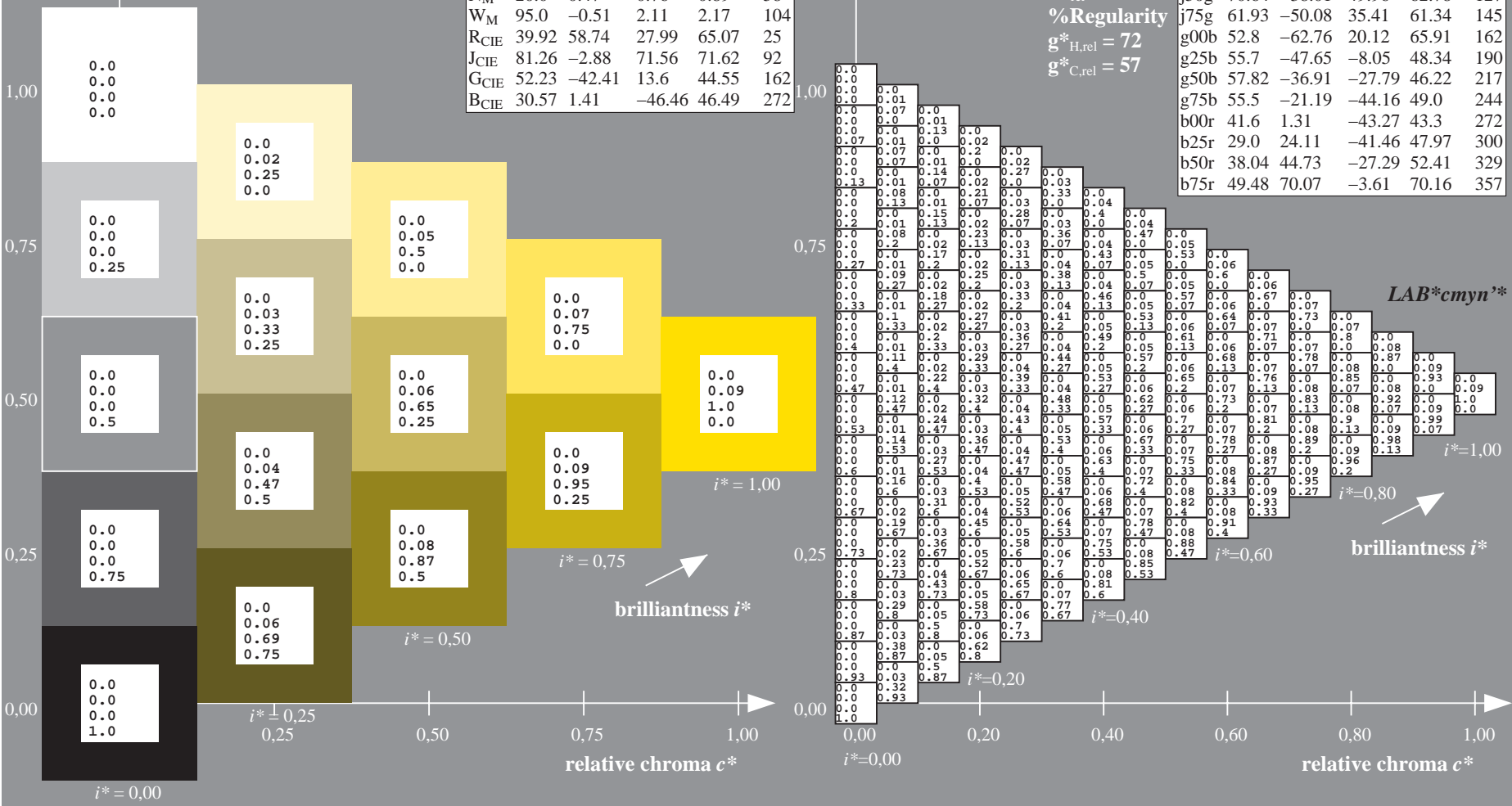
Data for maximum colour (Ma):

$LAB^*LAB^*_{Ma}$: 87 -2 80
 $LAB^*LCH^*_{Ma}$: 87 80 92
 $lab^*rgb^*_{Ma}$: 1.0 1.0 0.0
 $lab^*olv^*_{Ma}$: 1.0 0.91 0.0

$u^* = j00g$
 $LAB^*cmy^n^*$

ORS20_95a; adapted (a) CIELAB data					
	$L^*=L^*_a$	a^*_a	b^*_a	$C^*_{ab,a}$	$h^*_{ab,a}$
r00j	48.88	63.91	30.45	70.79	25
r25j	55.85	50.36	45.65	67.97	42
r50j	65.45	33.86	56.12	65.54	59
r75j	75.19	17.13	66.73	68.89	76
j00g	87.03	-3.21	79.64	79.7	92
j25g	80.72	-24.03	66.82	71.01	110
j50g	70.64	-38.04	49.96	62.78	127
j75g	61.93	-50.08	35.41	61.34	145
g00b	52.8	-62.76	20.12	65.91	162
g25b	55.7	-47.65	-8.05	48.34	190
g50b	57.82	-36.91	-27.79	46.22	217
g75b	55.5	-21.19	-44.16	49.0	244
b00r	41.6	1.31	-43.27	43.3	272
b25r	29.0	24.11	-41.46	47.97	300
b50r	38.04	44.73	-27.29	52.41	329
b75r	49.48	70.07	-3.61	70.16	357

triangle lightness t^*
 %Gamut
 $u^*_{rel} = 83$
 %Regularity
 $g^*_{H,rel} = 72$
 $g^*_{C,rel} = 57$

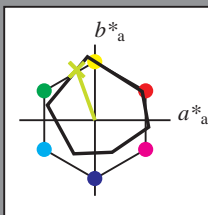


See for similar files: <http://www.ps.bam.de/De99/>; www.ps.bam.de/De.HTM
 Technical information: <http://www.ps.bam.de> Version 2.1, io=1,1, ColSpx=1

BAM registration: 20080701-De99/10L/L99E00NP.PS/ .PDF BAM material: code=rhadata
 application for evaluation and measurement of printer or monitor systems

Input and output: Colorimetric Printer Reflective System ORS20_95a for relative CIELAB hue $h^* = lab^*h^* = h_{ab}/360 = 110/360 = 0.305$

data for any colour:
 lab^*tch^* and lab^*icu^*
 elementary hue text:
 $u^* = j25g$
 contrast reduction factor:
 $c_R = 0.96$
 triangle lightness t^*



ORS20_95a; CIELAB data					
	$L^*=L^*$	a^*	b^*	C^*_{ab}	h^*_{ab}
O _M	48.75	62.65	39.19	73.89	32
Y _M	90.92	-10.35	85.91	86.53	97
L _M	52.69	-62.87	21.3	66.38	161
C _M	59.61	-27.91	-42.96	51.24	237
V _M	28.39	23.07	-41.5	47.5	299
M _M	49.58	71.15	-7.89	71.59	354
N _M	20.0	0.47	0.76	0.89	58
W _M	95.0	-0.51	2.11	2.17	104
R _{CIE}	39.92	58.74	27.99	65.07	25
J _{CIE}	81.26	-2.88	71.56	71.62	92
G _{CIE}	52.23	-42.41	13.6	44.55	162
B _{CIE}	30.57	1.41	-46.46	46.49	272

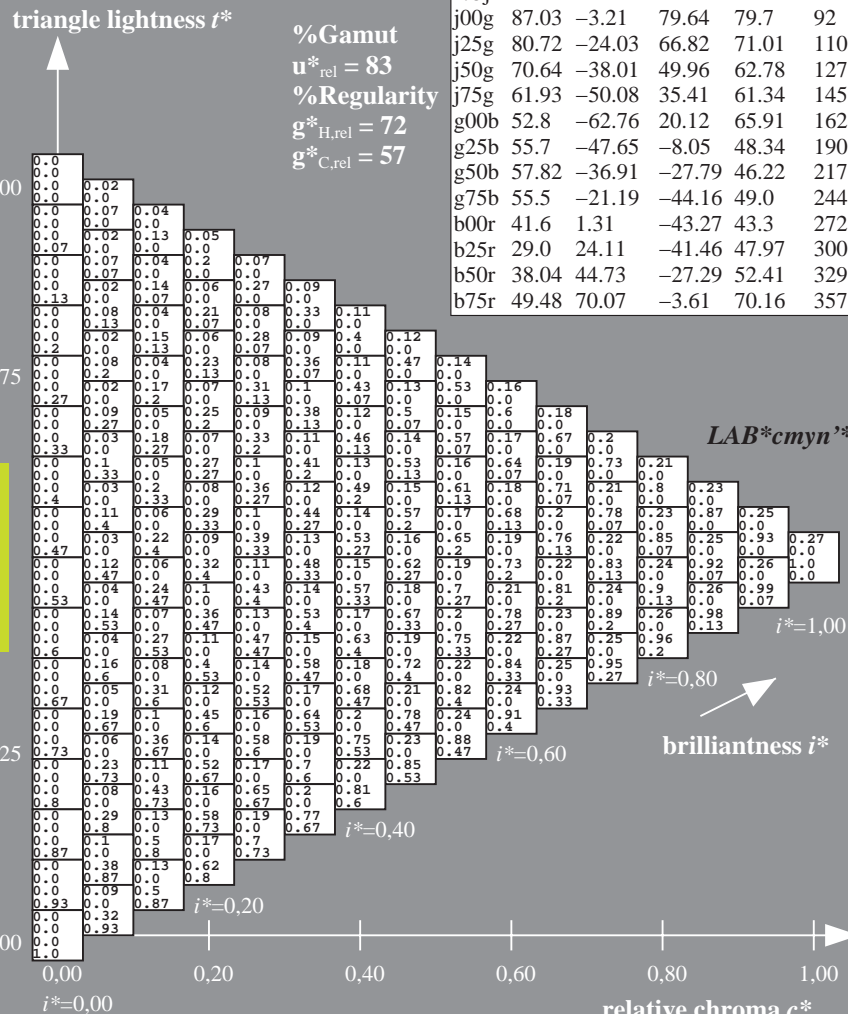
Data for maximum colour (Ma):

$LAB^*LAB^*_{Ma}$: 81 -23 67
 $LAB^*LCH^*_{Ma}$: 81 71 110
 $lab^*rgb^*_{Ma}$: 0.75 1.0 0.0
 $lab^*olv^*_{Ma}$: 0.73 1.0 0.0

ORS20_95a; adapted (a) CIELAB data					
	$L^*=L^*_a$	a^*_a	b^*_a	$C^*_{ab,a}$	$h^*_{ab,a}$
r00j	48.88	63.91	30.45	70.79	25
r25j	55.85	50.36	45.65	67.97	42
r50j	65.45	33.86	56.12	65.54	59
r75j	75.19	17.13	66.73	68.89	76
j00g	87.03	-3.21	79.64	79.7	92
j25g	80.72	-24.03	66.82	71.01	110
j50g	70.64	-58.08	49.96	62.78	127
j75g	61.93	-30.08	35.41	61.34	145
g00b	52.8	-62.76	20.12	65.91	162
g25b	55.7	-47.65	-8.05	48.34	190
g50b	57.82	-36.91	-27.79	46.22	217
g75b	55.5	-21.19	-44.16	49.0	244
b00r	41.6	1.31	-43.27	43.3	272
b25r	29.0	24.11	-41.46	47.97	300
b50r	38.04	44.73	-27.29	52.41	329
b75r	49.48	70.07	-3.61	70.16	357

$u^* = j25g$
 $LAB^*cmy^n^*$

%Gamut
 $u^*_{rel} = 83$
 %Regularity
 $g^*_{H,rel} = 72$
 $g^*_{C,rel} = 57$

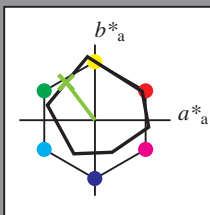


See for similar files: <http://www.ps.bam.de/De99/>; www.ps.bam.de/De.HTM
 Technical information: <http://www.ps.bam.de> Version 2.1, io=1,1, ColSPx=1

BAM registration: 20080701-De99/10L/L99E00NP.PS/ .PDF BAM material: code=rh4ta
 application for evaluation and measurement of printer or monitor systems

Input and output: Colorimetric Printer Reflective System ORS20_95a for relative CIELAB hue $h^* = lab^*h^* = h_{ab}/360 = 127/360 = 0.354$

data for any colour:
 lab^*tch^* and lab^*icu^*
 elementary hue text:
 $u^* = j50g$
 contrast reduction factor:
 $c_R = 0.96$
 triangle lightness t^*

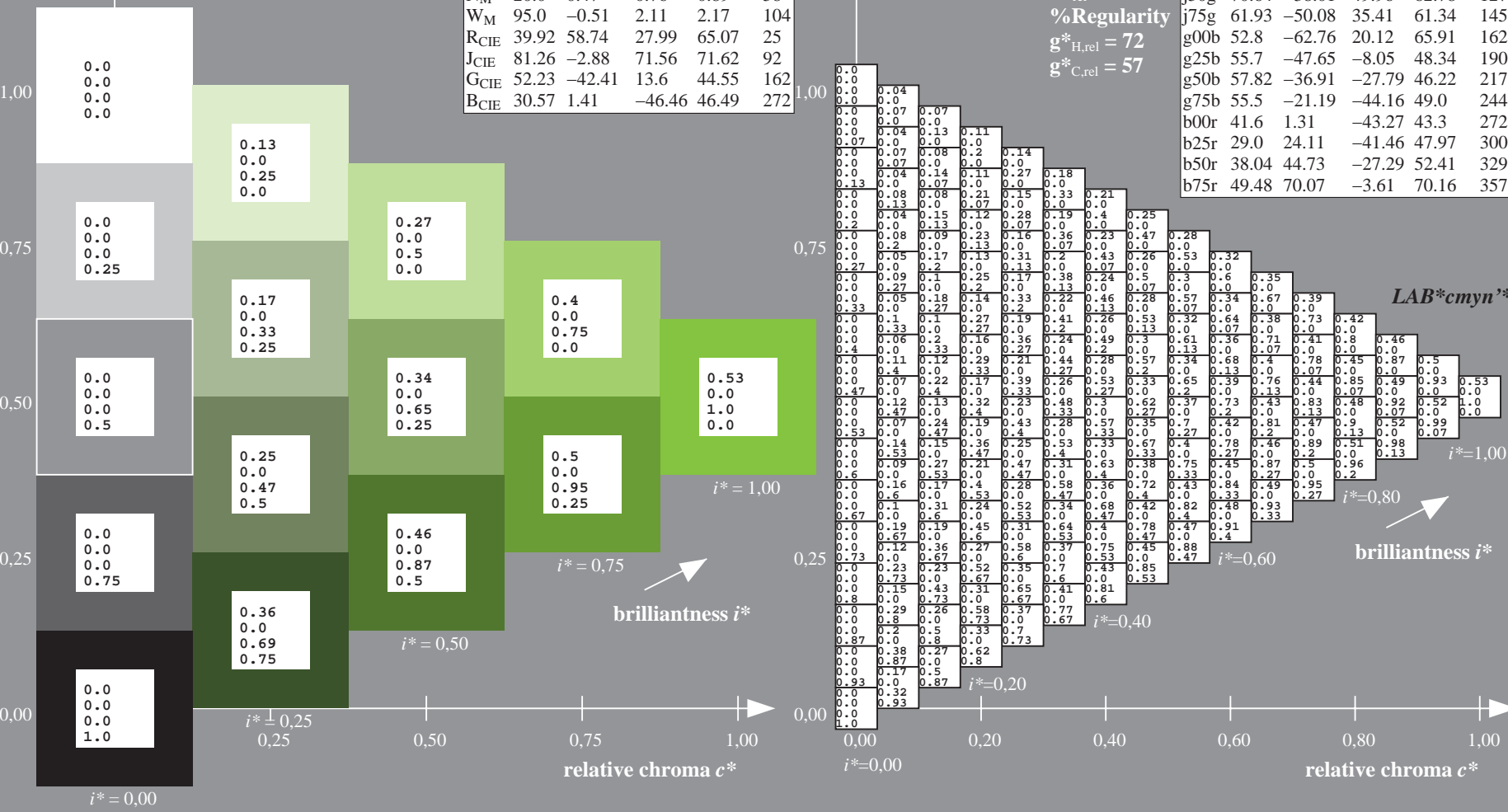


ORS20_95a; CIELAB data					
	$L^*=L^*$	a^*	b^*	C^*_{ab}	h^*_{ab}
O _M	48.75	62.65	39.19	73.89	32
Y _M	90.92	-10.35	85.91	86.53	97
L _M	52.69	-62.87	21.3	66.38	161
C _M	59.61	-27.91	-42.96	51.24	237
V _M	28.39	23.07	-41.5	47.5	299
M _M	49.58	71.15	-7.89	71.59	354
N _M	20.0	0.47	0.76	0.89	58
W _M	95.0	-0.51	2.11	2.17	104
R _{CIE}	39.92	58.74	27.99	65.07	25
J _{CIE}	81.26	-2.88	71.56	71.62	92
G _{CIE}	52.23	-42.41	13.6	44.55	162
B _{CIE}	30.57	1.41	-46.46	46.49	272

Data for maximum colour (Ma):

$LAB^*LAB^*_{Ma}$: 71 -37 50
 $LAB^*LCH^*_{Ma}$: 71 63 127
 $lab^*rgb^*_{Ma}$: 0.5 1.0 0.0
 $lab^*olv^*_{Ma}$: 0.47 1.0 0.0

ORS20_95a; adapted (a) CIELAB data					
	$L^*=L^*_a$	a^*_a	b^*_a	$C^*_{ab,a}$	$h^*_{ab,a}$
r00j	48.88	63.91	30.45	70.79	25
r25j	55.85	50.36	45.65	67.97	42
r50j	65.45	33.86	56.12	65.54	59
r75j	75.19	17.13	66.73	68.89	76
j00g	87.03	-3.21	79.64	79.7	92
j25g	80.72	-24.03	66.82	71.01	110
j50g	70.64	-38.08	49.96	62.78	127
j75g	61.93	-50.08	35.41	61.34	145
g00b	52.8	-62.76	20.12	65.91	162
g25b	55.7	-47.65	-8.05	48.34	190
g50b	57.82	-36.91	-27.79	46.22	217
g75b	55.5	-21.19	-44.16	49.0	244
b00r	41.6	1.31	-43.27	43.3	272
b25r	29.0	24.11	-41.46	47.97	300
b50r	38.04	44.73	-27.29	52.41	329
b75r	49.48	70.07	-3.61	70.16	357

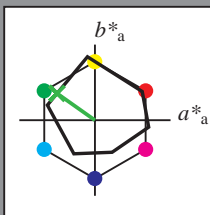


See for similar files: <http://www.ps.bam.de/De99/>; www.ps.bam.de/De.HTM
 Technical information: <http://www.ps.bam.de> Version 2.1, io=1,1, ColSpx=1

BAM registration: 20080701-De99/10L/L99E00NP.PS/ .PDF BAM material: code=rhadata
 application for evaluation and measurement of printer or monitor systems

Input and output: Colorimetric Printer Reflective System ORS20_95a for relative CIELAB hue $h^* = lab^*h^* = h_{ab}/360 = 145/360 = 0.402$

data for any colour:
 lab^*tch^* and lab^*icu^*
 elementary hue text:
 $u^* = j75g$
 contrast reduction factor:
 $c_R = 0.96$
 triangle lightness t^*



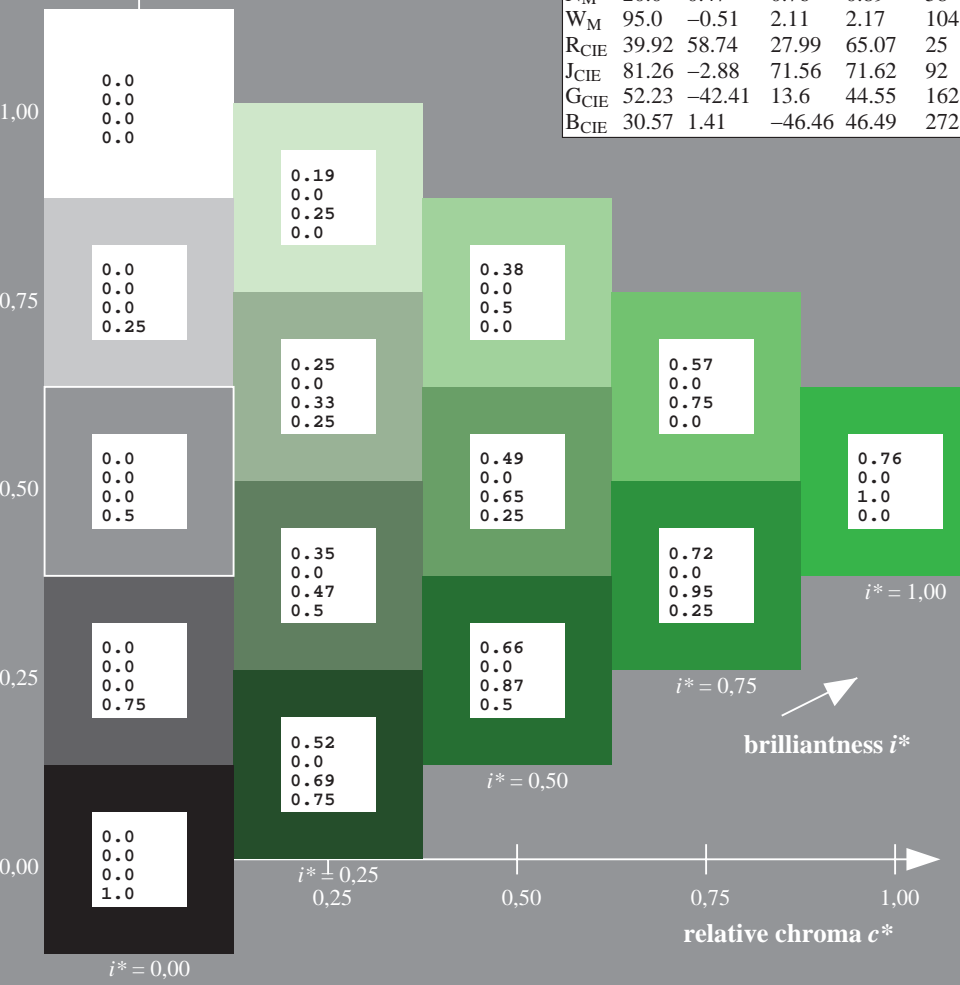
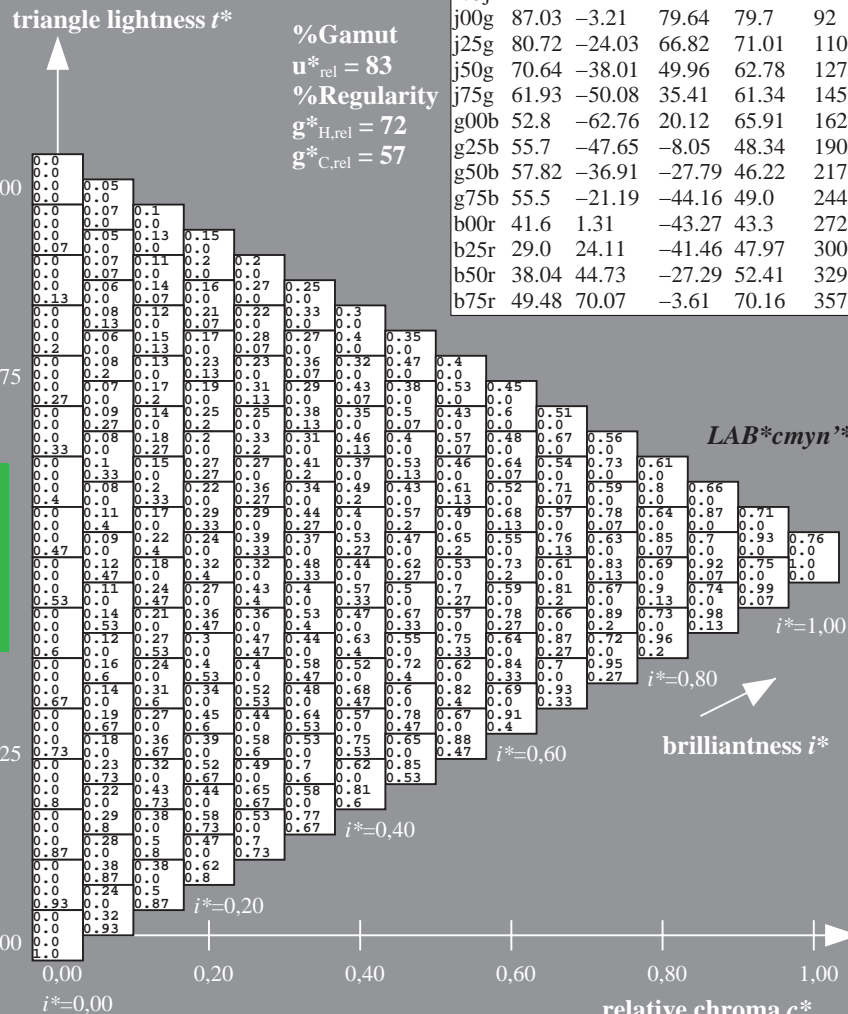
ORS20_95a; CIELAB data					
	$L^*=L^*$	a^*	b^*	C^*_{ab}	h^*_{ab}
O _M	48.75	62.65	39.19	73.89	32
Y _M	90.92	-10.35	85.91	86.53	97
L _M	52.69	-62.87	21.3	66.38	161
C _M	59.61	-27.91	-42.96	51.24	237
V _M	28.39	23.07	-41.5	47.5	299
M _M	49.58	71.15	-7.89	71.59	354
N _M	20.0	0.47	0.76	0.89	58
W _M	95.0	-0.51	2.11	2.17	104
R _{CIE}	39.92	58.74	27.99	65.07	25
J _{CIE}	81.26	-2.88	71.56	71.62	92
G _{CIE}	52.23	-42.41	13.6	44.55	162
B _{CIE}	30.57	1.41	-46.46	46.49	272

Data for maximum colour (Ma):

$LAB^*LAB^*_{Ma}$: 62 -49 35
 $LAB^*LCH^*_{Ma}$: 62 61 145
 $lab^*rgb^*_{Ma}$: 0.25 1.0 0.0
 $lab^*olv^*_{Ma}$: 0.24 1.0 0.0

ORS20_95a; adapted (a) CIELAB data					
	$L^*=L^*_a$	a^*_a	b^*_a	$C^*_{ab,a}$	$h^*_{ab,a}$
r00j	48.88	63.91	30.45	70.79	25
r25j	55.85	50.36	45.65	67.97	42
r50j	65.45	33.86	56.12	65.54	59
r75j	75.19	17.13	66.73	68.89	76
j00g	87.03	-3.21	79.64	79.7	92
j25g	80.72	-24.03	66.82	71.01	110
j50g	70.64	-38.01	49.96	62.78	127
j75g	61.93	-50.08	35.41	61.34	145
g00b	52.8	-62.76	20.12	65.91	162
g25b	55.7	-47.65	-8.05	48.34	190
g50b	57.82	-36.91	-27.79	46.22	217
g75b	55.5	-21.19	-44.16	49.0	244
b00r	41.6	1.31	-43.27	43.3	272
b25r	29.0	24.11	-41.46	47.97	300
b50r	38.04	44.73	-27.29	52.41	329
b75r	49.48	70.07	-3.61	70.16	357

%Gamut
 $u^*_{rel} = 83$
 %Regularity
 $g^*_{H,rel} = 72$
 $g^*_{C,rel} = 57$

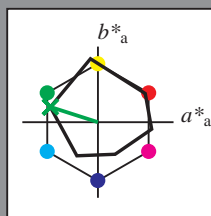


See for similar files: <http://www.ps.bam.de/De99/>; www.ps.bam.de/De.HTM
 Technical information: <http://www.ps.bam.de>
 Version 2.1, io=1,1, ColSpx=1

BAM registration: 20080701-De99/10L/L99E00NP.PS/ .PDF
 application for evaluation and measurement of printer or monitor systems
 BAM material: code=rhadata

Input and output: Colorimetric Printer Reflective System ORS20_95a for relative CIELAB hue $h^* = lab^*h^* = h_{ab}/360 = 162/360 = 0.451$

data for any colour:
 lab^*tch^* and lab^*icu^*
 elementary hue text:
 $u^* = g00b$
 contrast reduction factor:
 $c_R = 0.96$
 triangle lightness t^*



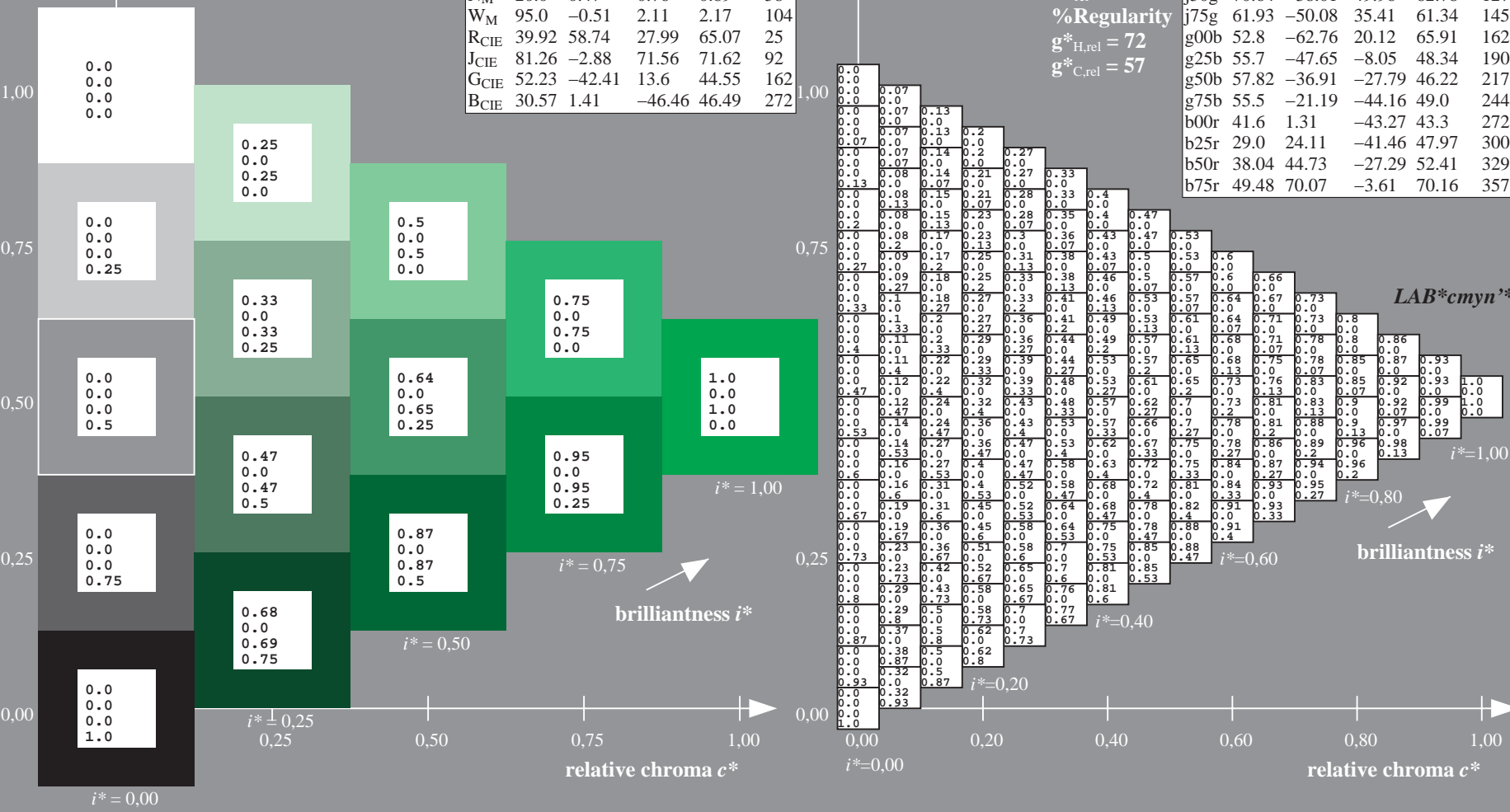
ORS20_95a; CIELAB data					
	$L^*=L^*$	a^*	b^*	C^*_{ab}	h^*_{ab}
O _M	48.75	62.65	39.19	73.89	32
Y _M	90.92	-10.35	85.91	86.53	97
L _M	52.69	-62.87	21.3	66.38	161
C _M	59.61	-27.91	-42.96	51.24	237
V _M	28.39	23.07	-41.5	47.5	299
M _M	49.58	71.15	-7.89	71.59	354
N _M	20.0	0.47	0.76	0.89	58
W _M	95.0	-0.51	2.11	2.17	104
R _{CIE}	39.92	58.74	27.99	65.07	25
J _{CIE}	81.26	-2.88	71.56	71.62	92
G _{CIE}	52.23	-42.41	13.6	44.55	162
B _{CIE}	30.57	1.41	-46.46	46.49	272

Data for maximum colour (Ma):

$LAB^*LAB^*_{Ma}$: 53 -62 20
 $LAB^*LCH^*_{Ma}$: 53 66 162
 $lab^*rgb^*_{Ma}$: 0.0 1.0 0.0
 $lab^*olv^*_{Ma}$: 0.0 1.0 0.0

ORS20_95a; adapted (a) CIELAB data					
	$L^*=L^*_a$	a^*_a	b^*_a	$C^*_{ab,a}$	$h^*_{ab,a}$
r00j	48.88	63.91	30.45	70.79	25
r25j	55.85	50.36	45.65	67.97	42
r50j	65.45	33.86	56.12	65.54	59
r75j	75.19	17.13	66.73	68.89	76
j00g	87.03	-3.21	79.64	79.7	92
j25g	80.72	-24.03	66.82	71.01	110
j50g	70.64	-38.01	49.96	62.78	127
j75g	61.93	-50.08	35.41	61.34	145
g00b	52.8	-62.76	20.12	65.91	162
g25b	55.7	-47.65	-8.05	48.34	190
g50b	57.82	-36.91	-27.79	46.22	217
g75b	55.5	-21.19	-44.16	49.0	244
b00r	41.6	1.31	-43.27	43.3	272
b25r	29.0	24.11	-41.46	47.97	300
b50r	38.04	44.73	-27.29	52.41	329
b75r	49.48	70.07	-3.61	70.16	357

triangle lightness t^*
 %Gamut
 $u^*_{rel} = 83$
 %Regularity
 $g^*_{H,rel} = 72$
 $g^*_{C,rel} = 57$

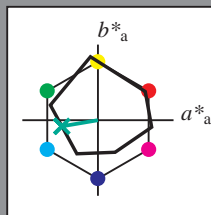


See for similar files: <http://www.ps.bam.de/De99/>; www.ps.bam.de/De.HTM
 Technical information: <http://www.ps.bam.de> Version 2.1, io=1,1, ColSPx=1

BAM registration: 20080701-De99/10L/L99E00NP.PS/ .PDF BAM material: code=rhadata
 application for evaluation and measurement of printer or monitor systems

Input and output: Colorimetric Printer Reflective System ORS20_95a for relative CIELAB hue $h^* = lab^*h^* = h_{ab}/360 = 190/360 = 0.527$

data for any colour:
 lab^*tch^* and lab^*icu^*
 elementary hue text:
 $u^* = g25b$
 contrast reduction factor:
 $c_R = 0.96$
 triangle lightness t^*

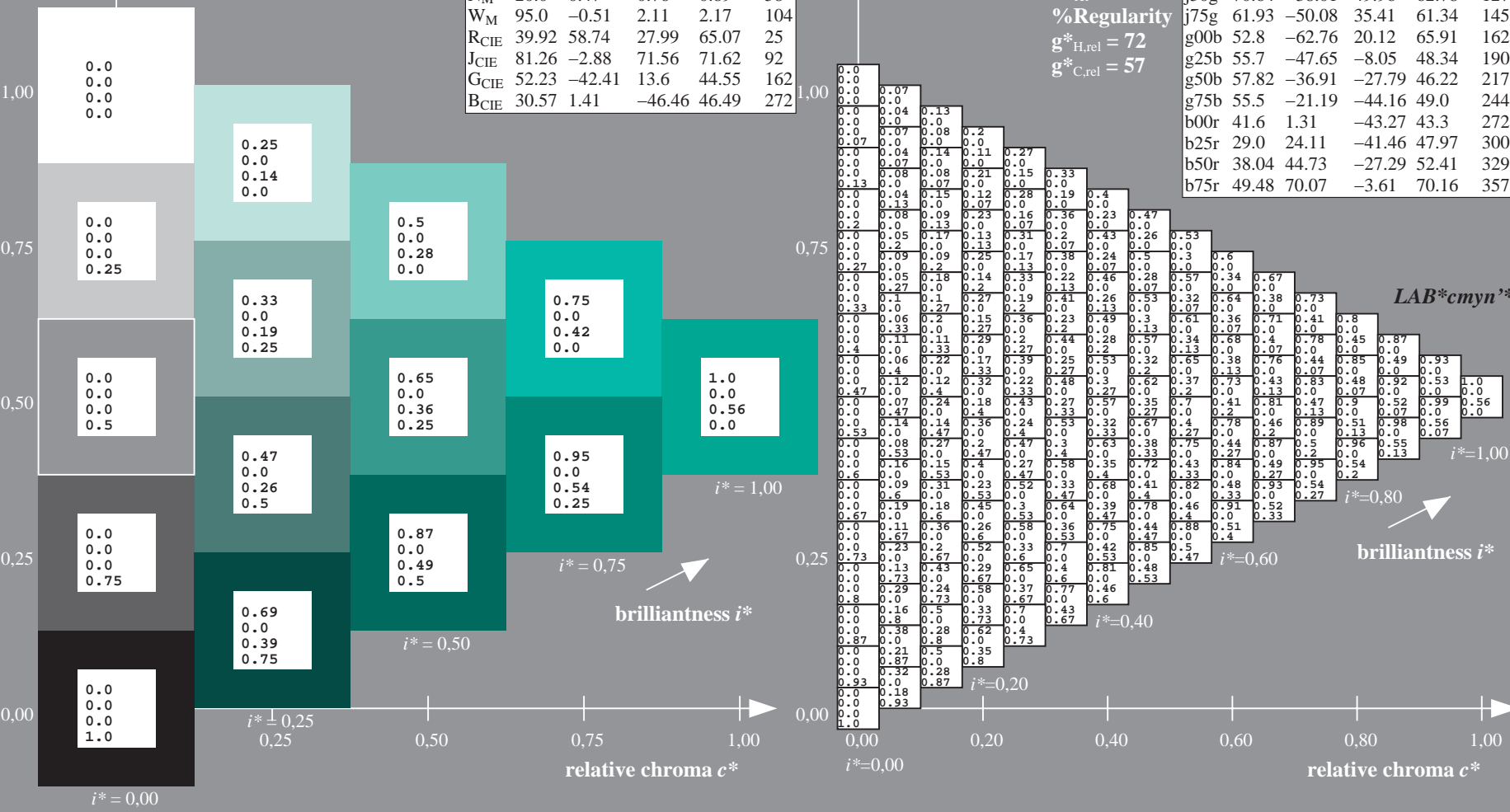


ORS20_95a; CIELAB data					
	$L^*=L^*$	a^*	b^*	C^*_{ab}	h^*_{ab}
O _M	48.75	62.65	39.19	73.89	32
Y _M	90.92	-10.35	85.91	86.53	97
L _M	52.69	-62.87	21.3	66.38	161
C _M	59.61	-27.91	-42.96	51.24	237
V _M	28.39	23.07	-41.5	47.5	299
M _M	49.58	71.15	-7.89	71.59	354
N _M	20.0	0.47	0.76	0.89	58
W _M	95.0	-0.51	2.11	2.17	104
R _{CIE}	39.92	58.74	27.99	65.07	25
J _{CIE}	81.26	-2.88	71.56	71.62	92
G _{CIE}	52.23	-42.41	13.6	44.55	162
B _{CIE}	30.57	1.41	-46.46	46.49	272

Data for maximum colour (Ma):
 $LAB^*LAB^*_{Ma}: 56 -47 -7$
 $LAB^*LCH^*_{Ma}: 56 48 190$
 $lab^*rgb^*_{Ma}: 0.0 1.0 0.5$
 $lab^*olv^*_{Ma}: 0.0 1.0 0.44$

ORS20_95a; adapted (a) CIELAB data					
	$L^*=L^*_a$	a^*_a	b^*_a	$C^*_{ab,a}$	$h^*_{ab,a}$
r00j	48.88	63.91	30.45	70.79	25
r25j	55.85	50.36	45.65	67.97	42
r50j	65.45	33.86	56.12	65.54	59
r75j	75.19	17.13	66.73	68.89	76
j00g	87.03	-3.21	79.64	79.7	92
j25g	80.72	-24.03	66.82	71.01	110
j50g	70.64	-38.01	49.96	62.78	127
j75g	61.93	-50.08	35.41	61.34	145
g00b	52.8	-62.76	20.12	65.91	162
g25b	55.7	-47.65	-8.05	48.34	190
g50b	57.82	-36.91	-27.79	46.22	217
g75b	55.5	-21.19	-44.16	49.0	244
b00r	41.6	1.31	-43.27	43.3	272
b25r	29.0	24.11	-41.46	47.97	300
b50r	38.04	44.73	-27.29	52.41	329
b75r	49.48	70.07	-3.61	70.16	357

triangle lightness t^*
 %Gamut
 $u^*_{rel} = 83$
 %Regularity
 $g^*_{H,rel} = 72$
 $g^*_{C,rel} = 57$

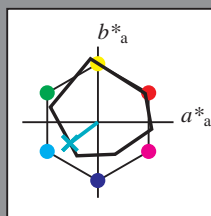


BAM registration: 20080701-De99/10L/L99E00NP.PS/ .PDF
 application for evaluation and measurement of printer or monitor systems
 BAM material: code=rhadata

See for similar files: <http://www.ps.bam.de/De99/>; www.ps.bam.de/De.HTM
 Technical information: <http://www.ps.bam.de>
 Version 2.1, io=1,1, ColSpx=1

Input and output: Colorimetric Printer Reflective System ORS20_95a for relative CIELAB hue $h^* = lab^*h^* = h_{ab}/360 = 217/360 = 0.603$

data for any colour:
 lab^*tch^* and lab^*icu^*
 elementary hue text:
 $u^* = g50b$
 contrast reduction factor:
 $c_R = 0.96$
 triangle lightness t^*

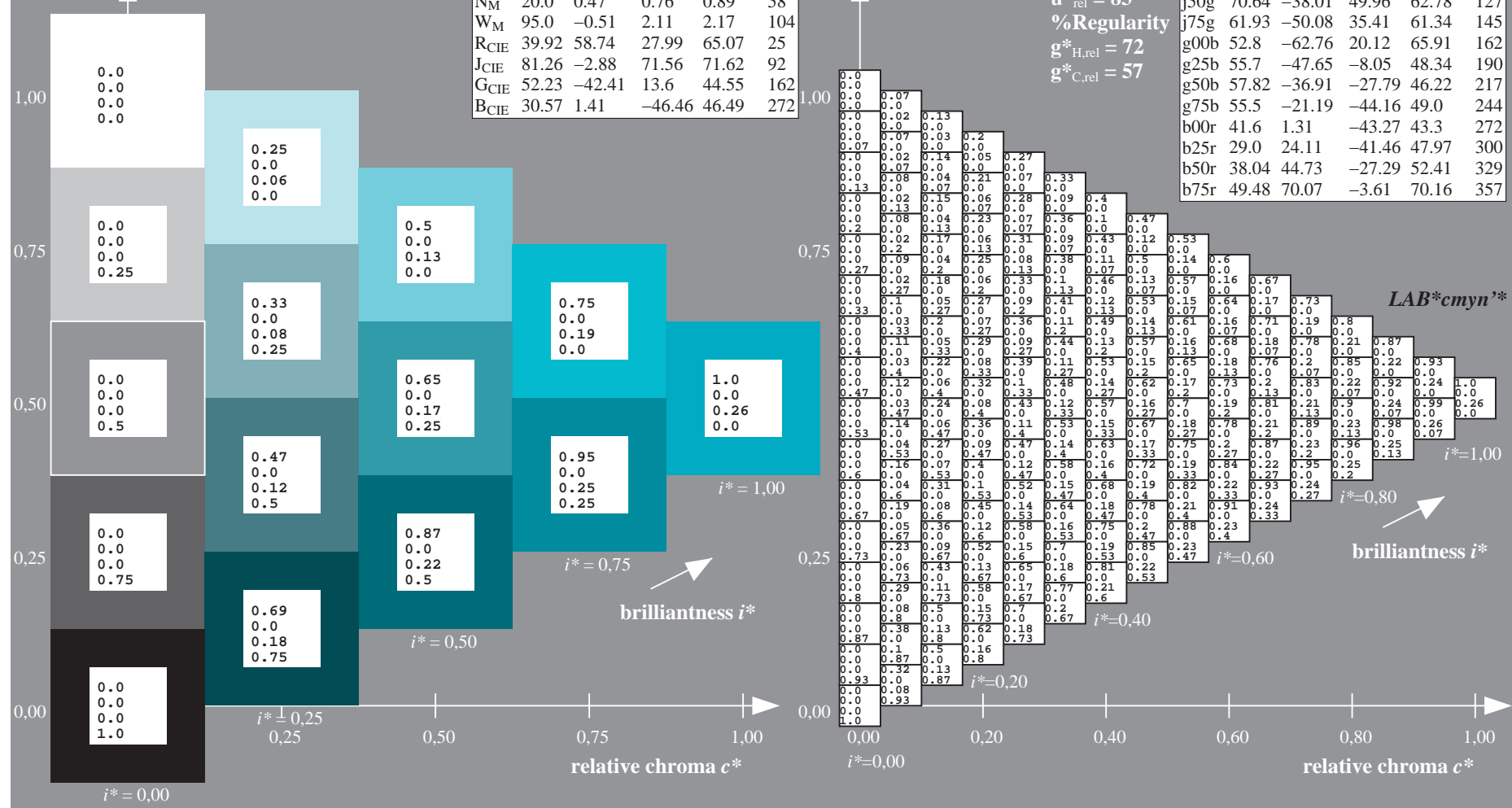


ORS20_95a; CIELAB data					
	$L^*=L^*$	a^*	b^*	C^*_{ab}	h^*_{ab}
O _M	48.75	62.65	39.19	73.89	32
Y _M	90.92	-10.35	85.91	86.53	97
L _M	52.69	-62.87	21.3	66.38	161
C _M	59.61	-27.91	-42.96	51.24	237
V _M	28.39	23.07	-41.5	47.5	299
M _M	49.58	71.15	-7.89	71.59	354
N _M	20.0	0.47	0.76	0.89	58
W _M	95.0	-0.51	2.11	2.17	104
R _{CIE}	39.92	58.74	27.99	65.07	25
J _{CIE}	81.26	-2.88	71.56	71.62	92
G _{CIE}	52.23	-42.41	13.6	44.55	162
B _{CIE}	30.57	1.41	-46.46	46.49	272

Data for maximum colour (Ma):
 $LAB^*LAB^*_{Ma}: 58 -36 -27$
 $LAB^*LCH^*_{Ma}: 58 46 217$
 $lab^*rgb^*_{Ma}: 0.0 1.0 1.0$
 $lab^*olv^*_{Ma}: 0.0 1.0 0.74$

ORS20_95a; adapted (a) CIELAB data					
	$L^*=L^*_a$	a^*_a	b^*_a	$C^*_{ab,a}$	$h^*_{ab,a}$
r00j	48.88	63.91	30.45	70.79	25
r25j	55.85	50.36	45.65	67.97	42
r50j	65.45	33.86	56.12	65.54	59
r75j	75.19	17.13	66.73	68.89	76
j00g	87.03	-3.21	79.64	79.7	92
j25g	80.72	-24.03	66.82	71.01	110
j50g	70.64	-38.08	49.96	62.78	127
j75g	61.93	-50.08	35.41	61.34	145
g00b	52.8	-62.76	20.12	65.91	162
g25b	55.7	-47.65	-8.05	48.34	190
g50b	57.82	-36.91	-27.79	46.22	217
g75b	55.5	-21.19	-44.16	49.0	244
b00r	41.6	1.31	-43.27	43.3	272
b25r	29.0	24.11	-41.46	47.97	300
b50r	38.04	44.73	-27.29	52.41	329
b75r	49.48	70.07	-3.61	70.16	357

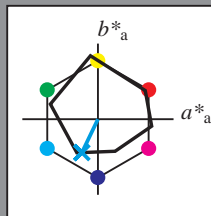
triangle lightness t^*
 %Gamut
 $u^*_{rel} = 83$
 %Regularity
 $g^*_{H,rel} = 72$
 $g^*_{C,rel} = 57$



See for similar files: <http://www.ps.bam.de/De99/>; www.ps.bam.de/De.HTM
 Technical information: <http://www.ps.bam.de> Version 2.1, io=1,1, ColSpx=1

BAM registration: 20080701-De99/10L/L99E00NP.PS/ .PDF BAM material: code=rhadata
 application for evaluation and measurement of printer or monitor systems

Input and output: Colorimetric Printer Reflective System ORS20_95a for relative CIELAB hue $h^* = lab^*h^* = h_{ab}/360 = 244/360 = 0.679$
 data for any colour:
 lab^*tch^* and lab^*icu^*
 elementary hue text:
 $u^* = g75b$
 contrast reduction factor:
 $c_R = 0.96$
 triangle lightness t^*



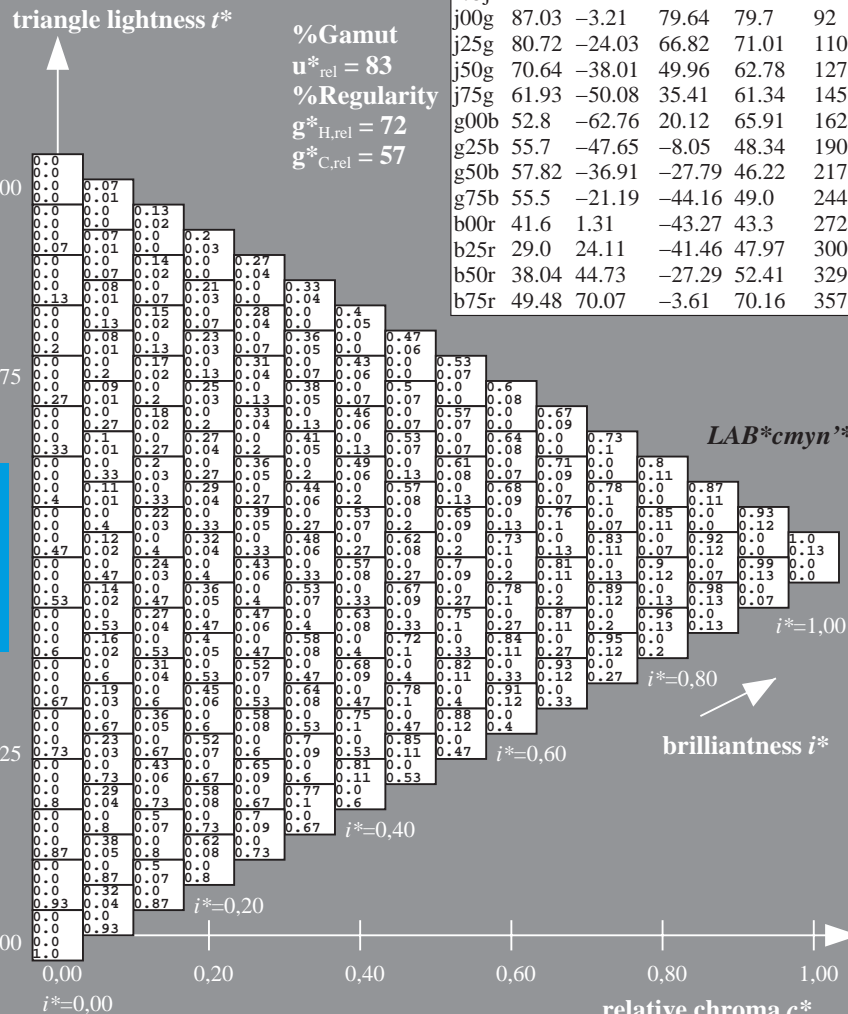
ORS20_95a; CIELAB data					
	$L^*=L^*$	a^*	b^*	C^*_{ab}	h^*_{ab}
O _M	48.75	62.65	39.19	73.89	32
Y _M	90.92	-10.35	85.91	86.53	97
L _M	52.69	-62.87	21.3	66.38	161
C _M	59.61	-27.91	-42.96	51.24	237
V _M	28.39	23.07	-41.5	47.5	299
M _M	49.58	71.15	-7.89	71.59	354
N _M	20.0	0.47	0.76	0.89	58
W _M	95.0	-0.51	2.11	2.17	104
R _{CIE}	39.92	58.74	27.99	65.07	25
J _{CIE}	81.26	-2.88	71.56	71.62	92
G _{CIE}	52.23	-42.41	13.6	44.55	162
B _{CIE}	30.57	1.41	-46.46	46.49	272

Data for maximum colour (Ma):

$LAB^*LAB^*_{Ma}$: 55 -20 -43
 $LAB^*LCH^*_{Ma}$: 55 49 244
 $lab^*rgb^*_{Ma}$: 0.0 0.5 1.0
 $lab^*olv^*_{Ma}$: 0.0 0.87 1.0

ORS20_95a; adapted (a) CIELAB data					
	$L^*=L^*_a$	a^*_a	b^*_a	$C^*_{ab,a}$	$h^*_{ab,a}$
r00j	48.88	63.91	30.45	70.79	25
r25j	55.85	50.36	45.65	67.97	42
r50j	65.45	33.86	56.12	65.54	59
r75j	75.19	17.13	66.73	68.89	76
j00g	87.03	-3.21	79.64	79.7	92
j25g	80.72	-24.03	66.82	71.01	110
j50g	70.64	-38.08	49.96	62.78	127
j75g	61.93	-50.08	35.41	61.34	145
g00b	52.8	-62.76	20.12	65.91	162
g25b	55.7	-47.65	-8.05	48.34	190
g50b	57.82	-36.91	-27.79	46.22	217
g75b	55.5	-21.19	-44.16	49.0	244
b00r	41.6	1.31	-43.27	43.3	272
b25r	29.0	24.11	-41.46	47.97	300
b50r	38.04	44.73	-27.29	52.41	329
b75r	49.48	70.07	-3.61	70.16	357

%Gamut
 $u^*_{rel} = 83$
 %Regularity
 $g^*_{H,rel} = 72$
 $g^*_{C,rel} = 57$

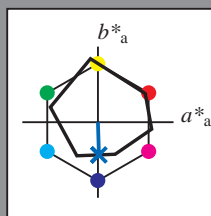


See for similar files: <http://www.ps.bam.de/De99/>; www.ps.bam.de/De.HTM
 Technical information: <http://www.ps.bam.de> Version 2.1, io=1,1, ColSpx=1

BAM registration: 20080701-De99/10L/L99E00NP.PS/ .PDF BAM material: code=rhadata
 application for evaluation and measurement of printer or monitor systems

Input and output: Colorimetric Printer Reflective System ORS20_95a for relative CIELAB hue $h^* = lab^*h^* = h_{ab}/360 = 272/360 = 0.755$

data for any colour:
 lab^*tch^* and lab^*icu^*
 elementary hue text:
 $u^* = b00r$
 contrast reduction factor:
 $c_R = 0.96$
 triangle lightness t^*



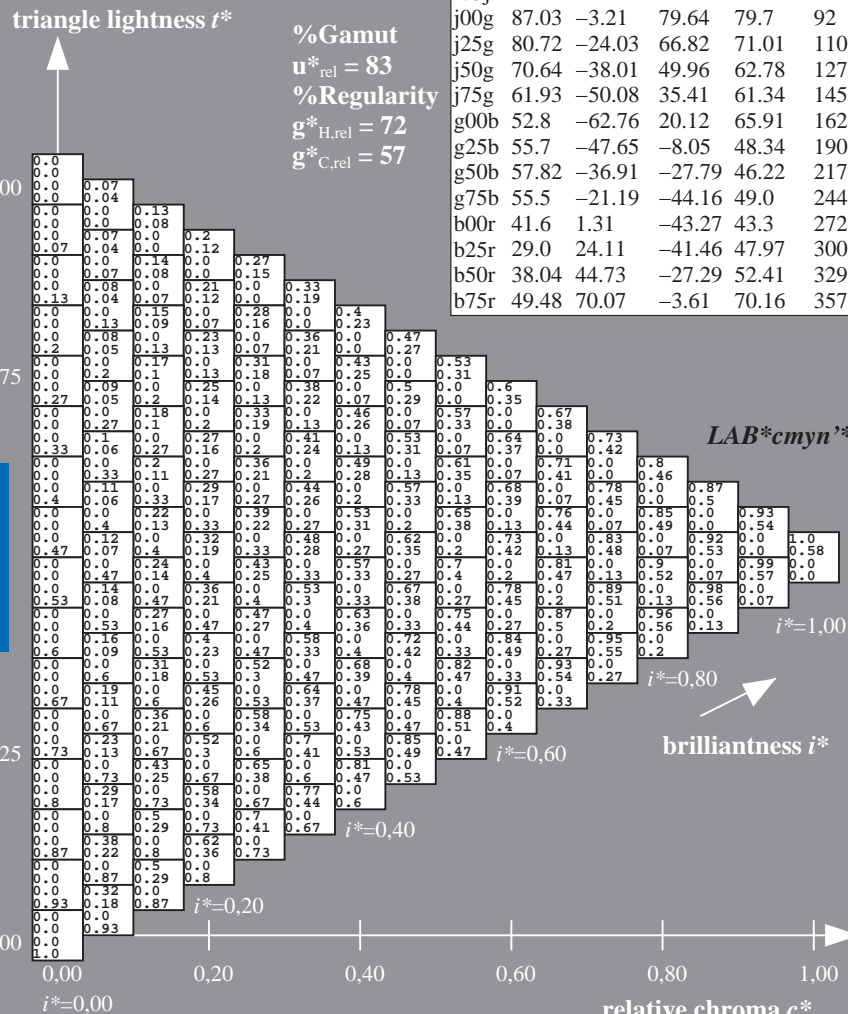
ORS20_95a; CIELAB data					
	$L^*=L^*$	a^*	b^*	C^*_{ab}	h^*_{ab}
O _M	48.75	62.65	39.19	73.89	32
Y _M	90.92	-10.35	85.91	86.53	97
L _M	52.69	-62.87	21.3	66.38	161
C _M	59.61	-27.91	-42.96	51.24	237
V _M	28.39	23.07	-41.5	47.5	299
M _M	49.58	71.15	-7.89	71.59	354
N _M	20.0	0.47	0.76	0.89	58
W _M	95.0	-0.51	2.11	2.17	104
R _{CIE}	39.92	58.74	27.99	65.07	25
J _{CIE}	81.26	-2.88	71.56	71.62	92
G _{CIE}	52.23	-42.41	13.6	44.55	162
B _{CIE}	30.57	1.41	-46.46	46.49	272

Data for maximum colour (Ma):

$LAB^*LAB^*_{Ma}$: 42 1 -42
 $LAB^*LCH^*_{Ma}$: 42 43 272
 $lab^*rgb^*_{Ma}$: 0.0 0.0 1.0
 $lab^*olv^*_{Ma}$: 0.0 0.42 1.0

ORS20_95a; adapted (a) CIELAB data					
	$L^*=L^*_a$	a^*_a	b^*_a	$C^*_{ab,a}$	$h^*_{ab,a}$
r00j	48.88	63.91	30.45	70.79	25
r25j	55.85	50.36	45.65	67.97	42
r50j	65.45	33.86	56.12	65.54	59
r75j	75.19	17.13	66.73	68.89	76
j00g	87.03	-3.21	79.64	79.7	92
j25g	80.72	-24.03	66.82	71.01	110
j50g	70.64	-38.01	49.96	62.78	127
j75g	61.93	-50.08	35.41	61.34	145
g00b	52.8	-62.76	20.12	65.91	162
g25b	55.7	-47.65	-8.05	48.34	190
g50b	57.82	-36.91	-27.79	46.22	217
g75b	55.5	-21.19	-44.16	49.0	244
b00r	41.6	1.31	-43.27	43.3	272
b25r	29.0	24.11	-41.46	47.97	300
b50r	38.04	44.73	-27.29	52.41	329
b75r	49.48	70.07	-3.61	70.16	357

%Gamut
 $u^*_{rel} = 83$
 %Regularity
 $g^*_{H,rel} = 72$
 $g^*_{C,rel} = 57$

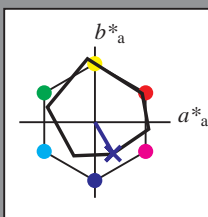


BAM registration: 20080701-De99/10L/L99E00NP.PS/ .PDF
 application for evaluation and measurement of printer or monitor systems
 BAM material: code=rhadata

See for similar files: <http://www.ps.bam.de/De99/>; www.ps.bam.de/De.HTM
 Technical information: <http://www.ps.bam.de>
 Version 2.1, io=1,1, ColSPx=1

Input and output: Colorimetric Printer Reflective System ORS20_95a for relative CIELAB hue $h^* = lab^*h^* = h_{ab}/360 = 300/360 = 0.834$

data for any colour:
 lab^*tch^* and lab^*icu^*
 elementary hue text:
 $u^* = b25r$
 contrast reduction factor:
 $c_R = 0.96$
 triangle lightness t^*



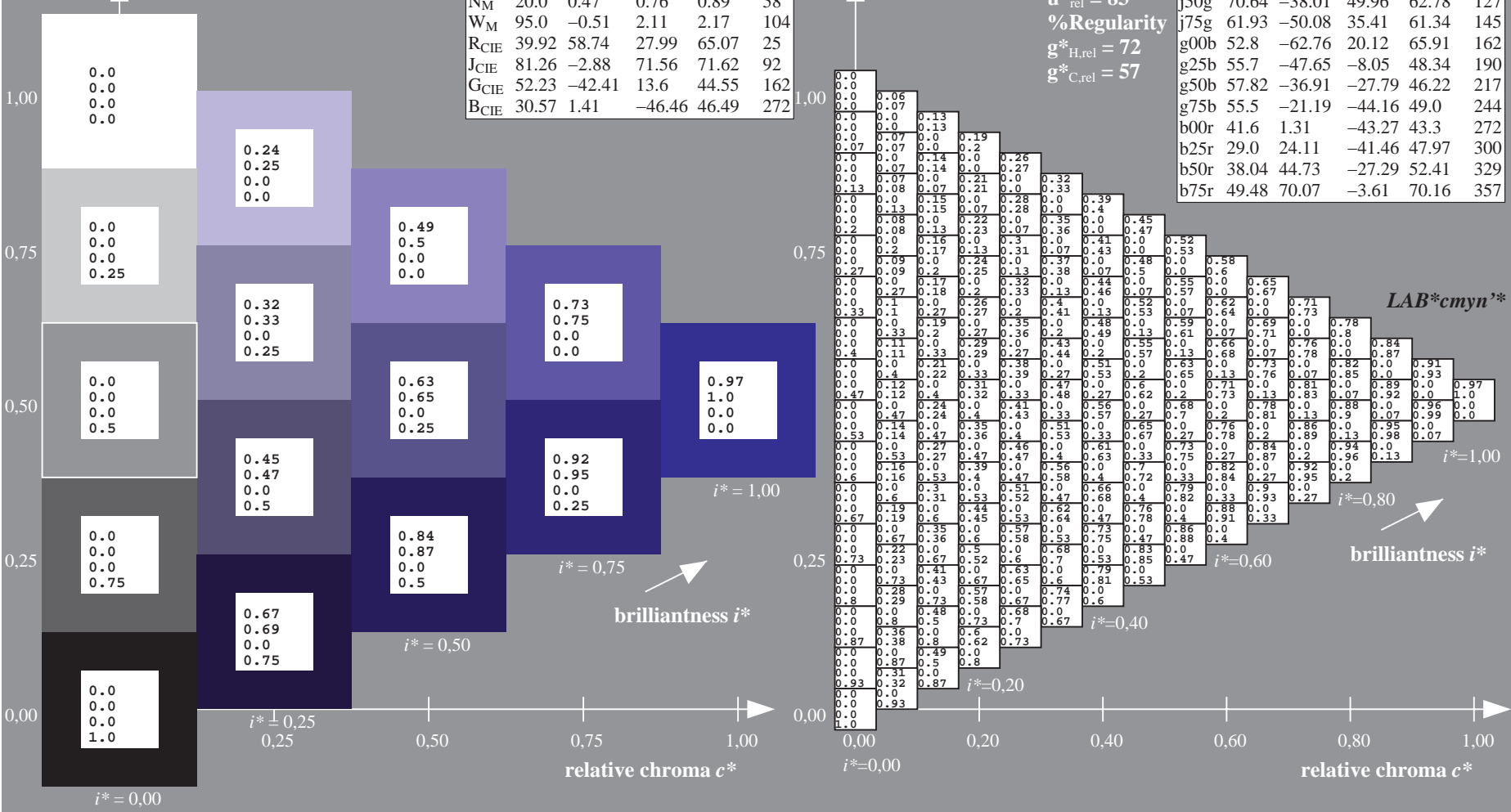
ORS20_95a; CIELAB data					
	$L^*=L^*$	a^*	b^*	C^*_{ab}	h^*_{ab}
O _M	48.75	62.65	39.19	73.89	32
Y _M	90.92	-10.35	85.91	86.53	97
L _M	52.69	-62.87	21.3	66.38	161
C _M	59.61	-27.91	-42.96	51.24	237
V _M	28.39	23.07	-41.5	47.5	299
M _M	49.58	71.15	-7.89	71.59	354
N _M	20.0	0.47	0.76	0.89	58
W _M	95.0	-0.51	2.11	2.17	104
R _{CIE}	39.92	58.74	27.99	65.07	25
J _{CIE}	81.26	-2.88	71.56	71.62	92
G _{CIE}	52.23	-42.41	13.6	44.55	162
B _{CIE}	30.57	1.41	-46.46	46.49	272

Data for maximum colour (Ma):

$LAB^*LAB^*_Ma: 29\ 24\ -40$
 $LAB^*LCH^*_Ma: 29\ 48\ 300$
 $lab^*rgb^*_Ma: 0.5\ 0.0\ 1.0$
 $lab^*olv^*_Ma: 0.03\ 0.0\ 1.0$

ORS20_95a; adapted (a) CIELAB data					
	$L^*=L^*_a$	a^*_a	b^*_a	$C^*_{ab,a}$	$h^*_{ab,a}$
r00j	48.88	63.91	30.45	70.79	25
r25j	55.85	50.36	45.65	67.97	42
r50j	65.45	33.86	56.12	65.54	59
r75j	75.19	17.13	66.73	68.89	76
j00g	87.03	-3.21	79.64	79.7	92
j25g	80.72	-24.03	66.82	71.01	110
j50g	70.64	-48.01	49.96	62.78	127
j75g	61.93	-50.08	35.41	61.34	145
g00b	52.8	-62.76	20.12	65.91	162
g25b	55.7	-47.65	-8.05	48.34	190
g50b	57.82	-36.91	-27.79	46.22	217
g75b	55.5	-21.19	-44.16	49.0	244
b00r	41.6	1.31	-43.27	43.3	272
b25r	29.0	24.11	-41.46	47.97	300
b50r	38.04	44.73	-27.29	52.41	329
b75r	49.48	70.07	-3.61	70.16	357

triangle lightness t^*
 %Gamut
 $u^*_{rel} = 83$
 %Regularity
 $g^*_{H,rel} = 72$
 $g^*_{C,rel} = 57$

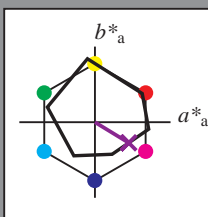


See for similar files: <http://www.ps.bam.de/De99/>; www.ps.bam.de/De.HTM
 Technical information: <http://www.ps.bam.de>
 Version 2.1, io=1,1, ColSPx=1

BAM registration: 20080701-De99/10L/L99E00NP.PS/ .PDF
 application for evaluation and measurement of printer or monitor systems
 BAM material: code=rhadata

Input and output: Colorimetric Printer Reflective System ORS20_95a for relative CIELAB hue $h^* = lab^*h^* = h_{ab}/360 = 329/360 = 0.913$

data for any colour:
 lab^*tch^* and lab^*icu^*
 elementary hue text:
 $u^* = b50r$
 contrast reduction factor:
 $c_R = 0.96$
 triangle lightness t^*



ORS20_95a; CIELAB data					
	$L^*=L^*$	a^*	b^*	C^*_{ab}	h^*_{ab}
O _M	48.75	62.65	39.19	73.89	32
Y _M	90.92	-10.35	85.91	86.53	97
L _M	52.69	-62.87	21.3	66.38	161
C _M	59.61	-27.91	-42.96	51.24	237
V _M	28.39	23.07	-41.5	47.5	299
M _M	49.58	71.15	-7.89	71.59	354
N _M	20.0	0.47	0.76	0.89	58
W _M	95.0	-0.51	2.11	2.17	104
R _{CIE}	39.92	58.74	27.99	65.07	25
J _{CIE}	81.26	-2.88	71.56	71.62	92
G _{CIE}	52.23	-42.41	13.6	44.55	162
B _{CIE}	30.57	1.41	-46.46	46.49	272

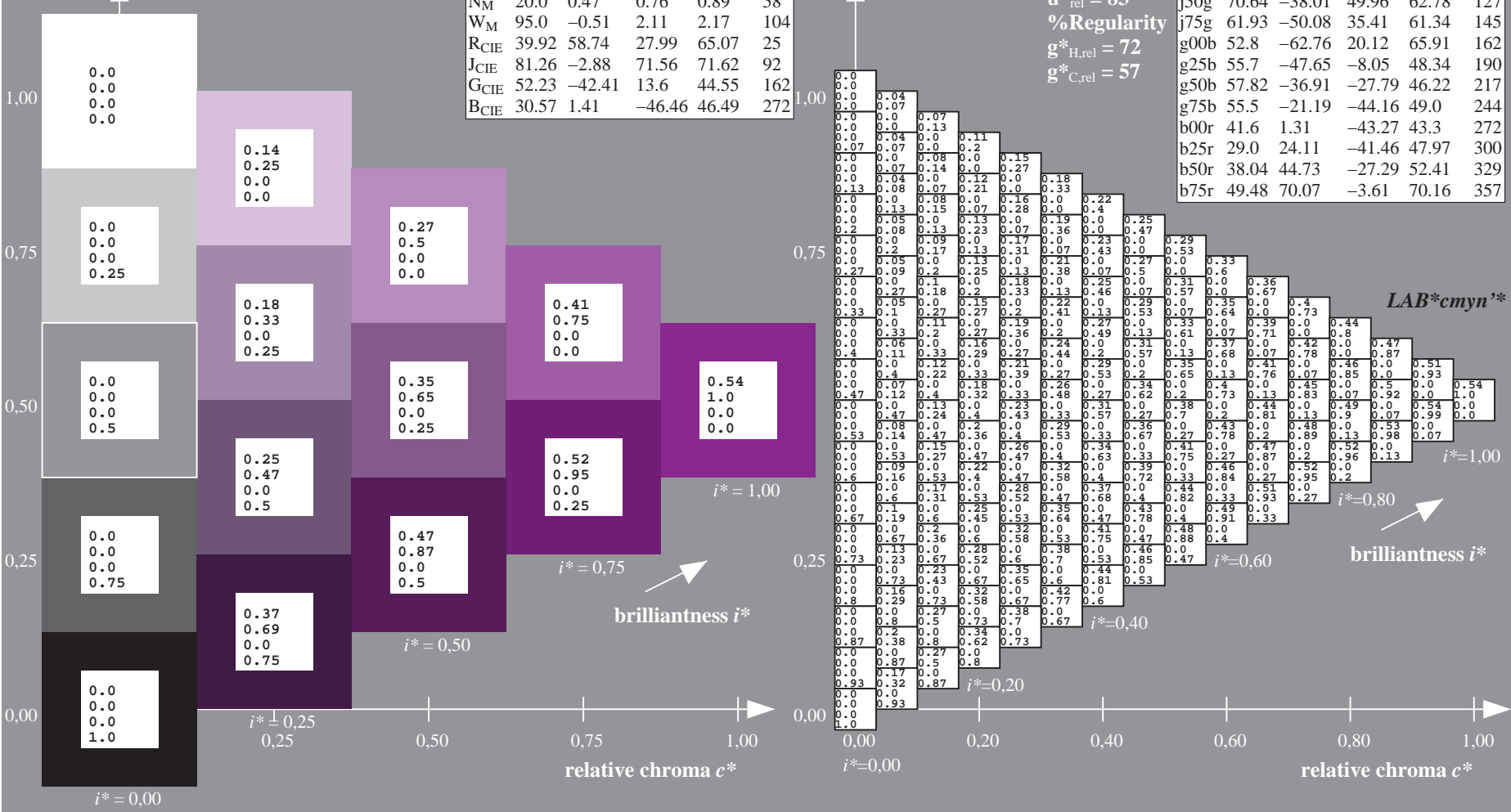
Data for maximum colour (Ma):

$LAB^*LAB^*_{Ma}$: 38 45 -26
 $LAB^*LCH^*_{Ma}$: 38 52 329
 $lab^*rgb^*_{Ma}$: 1.0 0.0 1.0
 $lab^*olv^*_{Ma}$: 0.46 0.0 1.0

$u^* = b50r$
 $LAB^*cmy^n^*$

ORS20_95a; adapted (a) CIELAB data					
	$L^*=L^*_a$	a^*_a	b^*_a	$C^*_{ab,a}$	$h^*_{ab,a}$
r00j	48.88	63.91	30.45	70.79	25
r25j	55.85	50.36	45.65	67.97	42
r50j	65.45	33.86	56.12	65.54	59
r75j	75.19	17.13	66.73	68.89	76
j00g	87.03	-3.21	79.64	79.7	92
j25g	80.72	-24.03	66.82	71.01	110
j50g	70.64	-38.01	49.96	62.78	127
j75g	61.93	-50.08	35.41	61.34	145
g00b	52.8	-62.76	20.12	65.91	162
g25b	55.7	-47.65	-8.05	48.34	190
g50b	57.82	-36.91	-27.79	46.22	217
g75b	55.5	-21.19	-44.16	49.0	244
b00r	41.6	1.31	-43.27	43.3	272
b25r	29.0	24.11	-41.46	47.97	300
b50r	38.04	44.73	-27.29	52.41	329
b75r	49.48	70.07	-3.61	70.16	357

triangle lightness t^*
 %Gamut
 $u^*_{rel} = 83$
 %Regularity
 $g^*_{H,rel} = 72$
 $g^*_{C,rel} = 57$

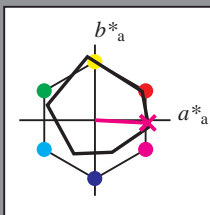


See for similar files: <http://www.ps.bam.de/De99/>; www.ps.bam.de/De.HTM
 Technical information: <http://www.ps.bam.de>
 Version 2.1, io=1,1, ColSPx=1

BAM registration: 20080701-De99/10L/L99E00NP.PS/ .PDF
 application for evaluation and measurement of printer or monitor systems
 BAM material: code=rhadata

Input and output: Colorimetric Printer Reflective System ORS20_95a for relative CIELAB hue $h^* = lab^*h^* = h_{ab}/360 = 357/360 = 0.992$

data for any colour:
 lab^*tch^* and lab^*icu^*
 elementary hue text:
 $u^* = b75r$
 contrast reduction factor:
 $c_R = 0.96$
 triangle lightness t^*



ORS20_95a; CIELAB data					
	$L^*=L^*$	a^*	b^*	C^*_{ab}	h^*_{ab}
O _M	48.75	62.65	39.19	73.89	32
Y _M	90.92	-10.35	85.91	86.53	97
L _M	52.69	-62.87	21.3	66.38	161
C _M	59.61	-27.91	-42.96	51.24	237
V _M	28.39	23.07	-41.5	47.5	299
M _M	49.58	71.15	-7.89	71.59	354
N _M	25.0	0.47	0.76	0.89	58
W _M	95.0	-0.51	2.11	2.17	104
R _{CIE}	39.92	58.74	27.99	65.07	25
J _{CIE}	81.26	-2.88	71.56	71.62	92
G _{CIE}	52.23	-42.41	13.6	44.55	162
B _{CIE}	30.57	1.41	-46.46	46.49	272

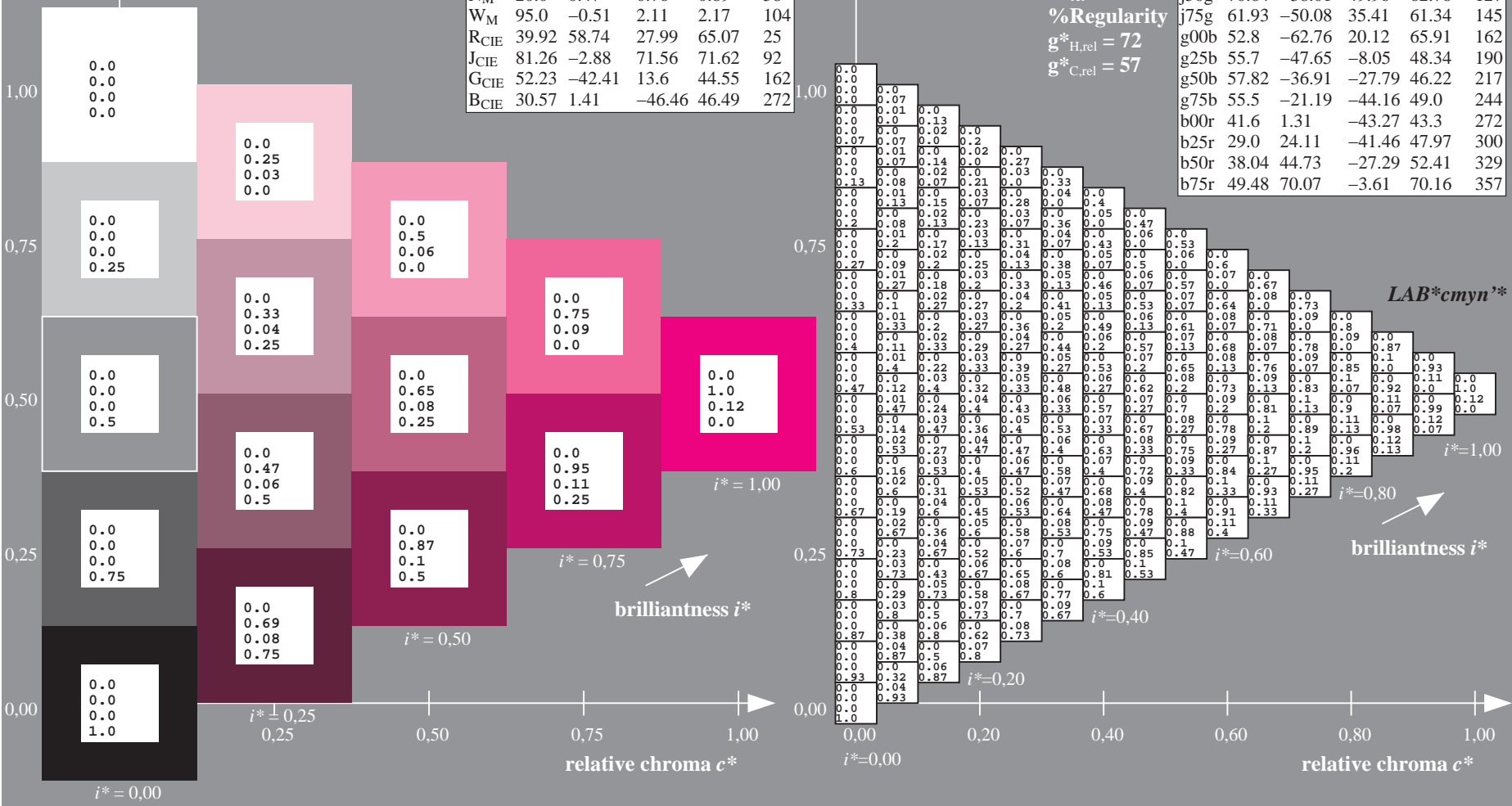
Data for maximum colour (Ma):

$LAB^*LAB^*_{Ma}$: 49 70 -3
 $LAB^*LCH^*_{Ma}$: 49 70 357
 $lab^*rgb^*_{Ma}$: 1.0 0.0 0.5
 $lab^*olv^*_{Ma}$: 1.0 0.0 0.88

$u^* = b75r$
 $LAB^*cmy^n^*$

ORS20_95a; adapted (a) CIELAB data					
	$L^*=L^*_a$	a^*_a	b^*_a	$C^*_{ab,a}$	$h^*_{ab,a}$
r00j	48.88	63.91	30.45	70.79	25
r25j	55.85	50.36	45.65	67.97	42
r50j	65.45	33.86	56.12	65.54	59
r75j	75.19	17.13	66.73	68.89	76
j00g	87.03	-3.21	79.64	79.7	92
j25g	80.72	-24.03	66.82	71.01	110
j50g	70.64	-38.04	49.96	62.78	127
j75g	61.93	-50.08	35.41	61.34	145
g00b	52.8	-62.76	20.12	65.91	162
g25b	55.7	-47.65	-8.05	48.34	190
g50b	57.82	-36.91	-27.79	46.22	217
g75b	55.5	-21.19	-44.16	49.0	244
b00r	41.6	1.31	-43.27	43.3	272
b25r	29.0	24.11	-41.46	47.97	300
b50r	38.04	44.73	-27.29	52.41	329
b75r	49.48	70.07	-3.61	70.16	357

triangle lightness t^*
 %Gamut
 $u^*_{rel} = 83$
 %Regularity
 $g^*_{H,rel} = 72$
 $g^*_{C,rel} = 57$



See for similar files: <http://www.ps.bam.de/De99/>; www.ps.bam.de/De.HTM
 Technical information: <http://www.ps.bam.de> Version 2.1, io=1,1, ColSPx=1

BAM registration: 20080701-De99/10L/L99E00NP.PS/ .PDF BAM material: code=rhadata
 application for evaluation and measurement of printer or monitor systems

