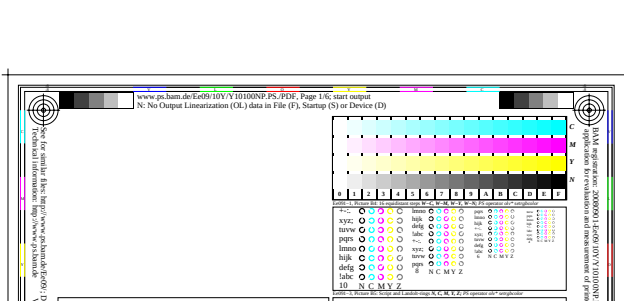
www.ps.ham.de/Ee09/10Y/Y10100NP.PS./PDF, Page 1/6; start output
N: No Output Linearization (OL) data in File (F), Startup (S) or Device (D)
Ee09–1; Test charts of ISO/IEC 15775 and ISO/IEC TR 24705
Fig. B1 to B7 similar ISO/IEC-Test chart 2, olv*/rgb* interpretation
input: rgb–>olv*/rgb* setrgbcolor
output: no change compared to input
BAM registration: 20080901-Ee09/10Y/Y10100NP.PS./PDF
application for evaluation and measurement of printer or monitor systems
BAM material: code=tha4ka
See for similar files: http://www.ps.ham.de/Ee09/; DM.HTM
Technical information: http://www.ps.ham.de
Version 2.1, ov=1.1, ColSpv=0


www.ps.ham.de/Ee09/10Y/Y10100NP.PS./PDF, Page 1/6; start output
N: No Output Linearization (OL) data in File (F), Startup (S) or Device (D)
Ee09–2; Test charts of ISO/IEC 15775 and ISO/IEC TR 24705
Fig. B4 to B7 similar ISO/IEC-Test chart 2, olv*/rgb* interpretation
input: rgb–>olv*/rgb* setrgbcolor
output: no change compared to input
BAM registration: 20080901-Ee09/10Y/Y10100NP.PS./PDF
application for evaluation and measurement of printer or monitor systems
BAM material: code=tha4ka
See for similar files: http://www.ps.ham.de/Ee09/; DM.HTM
Technical information: http://www.ps.ham.de
Version 2.1, ov=1.1, ColSpv=0

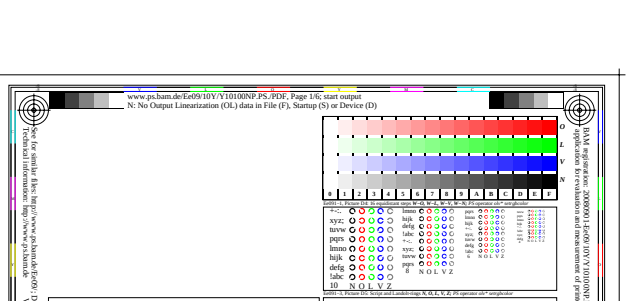
www.ps.ham.de/Ee09/10Y/Y10100NP.PS./PDF, Page 1/6; start output
N: No Output Linearization (OL) data in File (F), Startup (S) or Device (D)
Ee09–3; Test charts of ISO/IEC 15775 and ISO/IEC TR 24705
Fig. D1 to D7 similar ISO/IEC-Test chart 4, olv*/rgb* interpretation
input: rgb–>olv*/rgb* setrgbcolor
output: no change compared to input
BAM registration: 20080901-Ee09/10Y/Y10100NP.PS./PDF
application for evaluation and measurement of printer or monitor systems
BAM material: code=tha4ka
See for similar files: http://www.ps.ham.de/Ee09/; DM.HTM
Technical information: http://www.ps.ham.de
Version 2.1, ov=1.1, ColSpv=0


www.ps.ham.de/Ee09/10Y/Y10100NP.PS./PDF, Page 1/6; start output
N: No Output Linearization (OL) data in File (F), Startup (S) or Device (D)
Ee09–4; Test charts of ISO/IEC 15775 and ISO/IEC TR 24705
Fig. D4 to D7 similar ISO/IEC-Test chart 4, olv*/rgb* interpretation
input: rgb–>olv*/rgb* setrgbcolor
output: no change compared to input
BAM registration: 20080901-Ee09/10Y/Y10100NP.PS./PDF
application for evaluation and measurement of printer or monitor systems
BAM material: code=tha4ka
See for similar files: http://www.ps.ham.de/Ee09/; DM.HTM
Technical information: http://www.ps.ham.de
Version 2.1, ov=1.1, ColSpv=0




www.ps.ham.de/Ee09/10Y/Y10100NP.PS./PDF, Page 1/6; start output
N: No Output Linearization (OL) data in File (F), Startup (S) or Device (D)
Ee09–6; Test charts of ISO/IEC 15775 and ISO/IEC TR 24705
Fig. B1 to B7 similar ISO/IEC-Test chart 2, olv*/rgb* interpretation
input: rgb–>olv*/rgb* setrgbcolor
output: no change compared to input
BAM registration: 20080901-Ee09/10Y/Y10100NP.PS./PDF
application for evaluation and measurement of printer or monitor systems
BAM material: code=tha4ka
See for similar files: http://www.ps.ham.de/Ee09/; DM.HTM
Technical information: http://www.ps.ham.de
Version 2.1, ov=1.1, ColSpv=0

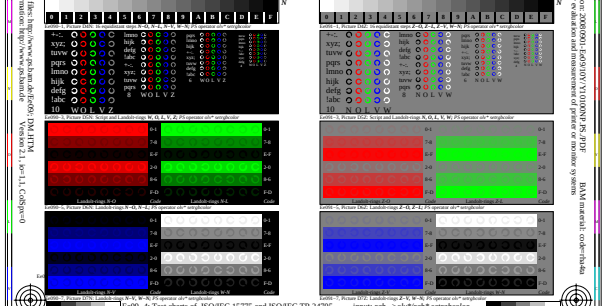
www.ps.ham.de/Ee09/10Y/Y10100NP.PS./PDF, Page 1/6; start output
N: No Output Linearization (OL) data in File (F), Startup (S) or Device (D)
Ee09–7; Test charts of ISO/IEC 15775 and ISO/IEC TR 24705
Fig. B4 to B7 similar ISO/IEC-Test chart 2, olv*/rgb* interpretation
input: rgb–>olv*/rgb* setrgbcolor
output: no change compared to input
BAM registration: 20080901-Ee09/10Y/Y10100NP.PS./PDF
application for evaluation and measurement of printer or monitor systems
BAM material: code=tha4ka
See for similar files: http://www.ps.ham.de/Ee09/; DM.HTM
Technical information: http://www.ps.ham.de
Version 2.1, ov=1.1, ColSpv=0

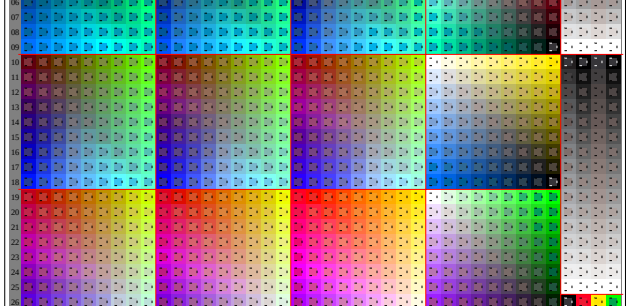
www.ps.ham.de/Ee09/10Y/Y10100NP.PS./PDF, Page 1/6; start output
N: No Output Linearization (OL) data in File (F), Startup (S) or Device (D)
Ee09–8; Test charts of ISO/IEC 15775 and ISO/IEC TR 24705
Fig. D1 to D7 similar ISO/IEC-Test chart 4, olv*/rgb* interpretation
input: rgb–>olv*/rgb* setrgbcolor
output: no change compared to input
BAM registration: 20080901-Ee09/10Y/Y10100NP.PS./PDF
application for evaluation and measurement of printer or monitor systems
BAM material: code=tha4ka
See for similar files: http://www.ps.ham.de/Ee09/; DM.HTM
Technical information: http://www.ps.ham.de
Version 2.1, ov=1.1, ColSpv=0


www.ps.ham.de/Ee09/10Y/Y10100NP.PS./PDF, Page 1/6; start output
N: No Output Linearization (OL) data in File (F), Startup (S) or Device (D)
Ee09–9; Test charts of ISO/IEC 15775 and ISO/IEC TR 24705
Fig. D4 to D7 similar ISO/IEC-Test chart 4, olv*/rgb* interpretation
input: rgb–>olv*/rgb* setrgbcolor
output: no change compared to input
BAM registration: 20080901-Ee09/10Y/Y10100NP.PS./PDF
application for evaluation and measurement of printer or monitor systems
BAM material: code=tha4ka
See for similar files: http://www.ps.ham.de/Ee09/; DM.HTM
Technical information: http://www.ps.ham.de
Version 2.1, ov=1.1, ColSpv=0


www.ps.ham.de/Ee09/10Y/Y10100NP.PS./PDF, Page 1/6; transfer and output
N: No Output Linearization (OL) data in File (F), Startup (S) or Device (D)
See for similar files: http://www.ps.ham.de/Ee09/ DM.HTM
Technical information: http://www.ps.ham.de
Version 2.1, ov=1.1, CoSyn=0
BAM registration: 20080901-Ee09/10Y/Y10100NP.PS./PDF
application for evaluation and measurement of printer or monitor systems
BAM material: code=ffa4ba
Ee09–1; Test charts of ISO/IEC 15775 and ISO/IEC TR 24705
Fig. B1 to B7 similar ISO/IEC-Test chart 2, olv*/rgb* interpretation
input: rgb–>olv*/rgb* setrgbcolor
output: olv*/rgb*–>cmyn6* setcmyk


www.ps.ham.de/Ee09/10Y/Y10100NP.PS./PDF, Page 1/6; transfer and output
N: No Output Linearization (OL) data in File (F), Startup (S) or Device (D)
See for similar files: http://www.ps.ham.de/Ee09/ DM.HTM
Technical information: http://www.ps.ham.de
Version 2.1, ov=1.1, CoSyn=0
BAM registration: 20080901-Ee09/10Y/Y10100NP.PS./PDF
application for evaluation and measurement of printer or monitor systems
BAM material: code=ffa4ba
Ee09–2; Test charts of ISO/IEC 15775 and ISO/IEC TR 24705
Fig. B4 to B7 similar ISO/IEC-Test chart 2, olv*/rgb* interpretation
input: rgb–>olv*/rgb* setrgbcolor
output: olv*/rgb*–>cmyn6* setcmyk

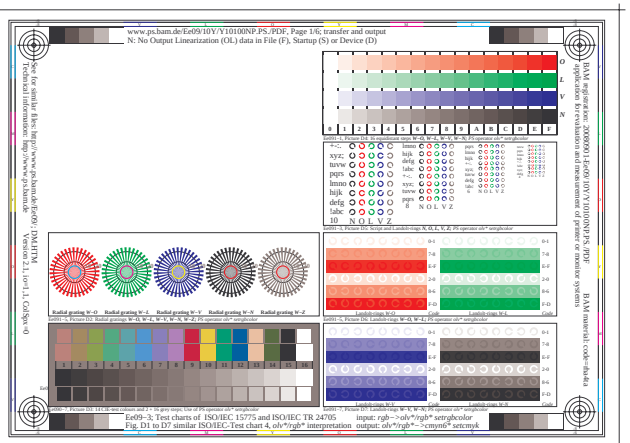
www.ps.ham.de/Ee09/10Y/Y10100NP.PS./PDF, Page 1/6; transfer and output
N: No Output Linearization (OL) data in File (F), Startup (S) or Device (D)
See for similar files: http://www.ps.ham.de/Ee09/ DM.HTM
Technical information: http://www.ps.ham.de
Version 2.1, ov=1.1, CoSyn=0
BAM registration: 20080901-Ee09/10Y/Y10100NP.PS./PDF
application for evaluation and measurement of printer or monitor systems
BAM material: code=ffa4ba
Ee09–3; Test charts of ISO/IEC 15775 and ISO/IEC TR 24705
Fig. D1 to D7 similar ISO/IEC-Test chart 4, olv*/rgb* interpretation
input: rgb–>olv*/rgb* setrgbcolor
output: olv*/rgb*–>cmyn6* setcmyk


www.ps.ham.de/Ee09/10Y/Y10100NP.PS./PDF, Page 1/6; transfer and output
N: No Output Linearization (OL) data in File (F), Startup (S) or Device (D)
See for similar files: http://www.ps.ham.de/Ee09/ DM.HTM
Technical information: http://www.ps.ham.de
Version 2.1, ov=1.1, CoSyn=0
BAM registration: 20080901-Ee09/10Y/Y10100NP.PS./PDF
application for evaluation and measurement of printer or monitor systems
BAM material: code=ffa4ba
Ee09–4; Test charts of ISO/IEC 15775 and ISO/IEC TR 24705
Fig. D4 to D7 similar ISO/IEC-Test chart 4, olv*/rgb* interpretation
input: rgb–>olv*/rgb* setrgbcolor
output: olv*/rgb*–>cmyn6* setcmyk




www.ps.ham.de/Ee09/10Y/Y10100NP.PS./PDF, Page 1/6; transfer and output
N: No Output Linearization (OL) data in File (F), Startup (S) or Device (D)
See for similar files: http://www.ps.ham.de/Ee09/ DM.HTM
Technical information: http://www.ps.ham.de
Version 2.1, ov=1.1, CoSyn=0
BAM registration: 20080901-Ee09/10Y/Y10100NP.PS./PDF
application for evaluation and measurement of printer or monitor systems
BAM material: code=ffa4ba
Ee09–6; Test charts of ISO/IEC 15775 and ISO/IEC TR 24705
Fig. B1 to B7 similar ISO/IEC-Test chart 2, olv*/rgb* interpretation
input: rgb–>olv*/rgb* setrgbcolor
output: olv*/rgb*–>cmyn6* setcmyk


www.ps.ham.de/Ee09/10Y/Y10100NP.PS./PDF, Page 1/6; transfer and output
N: No Output Linearization (OL) data in File (F), Startup (S) or Device (D)
See for similar files: http://www.ps.ham.de/Ee09/ DM.HTM
Technical information: http://www.ps.ham.de
Version 2.1, ov=1.1, CoSyn=0
BAM registration: 20080901-Ee09/10Y/Y10100NP.PS./PDF
application for evaluation and measurement of printer or monitor systems
BAM material: code=ffa4ba
Ee09–7; Test charts of ISO/IEC 15775 and ISO/IEC TR 24705
Fig. B4 to B7 similar ISO/IEC-Test chart 2, olv*/rgb* interpretation
input: rgb–>olv*/rgb* setrgbcolor
output: olv*/rgb*–>cmyn6* setcmyk

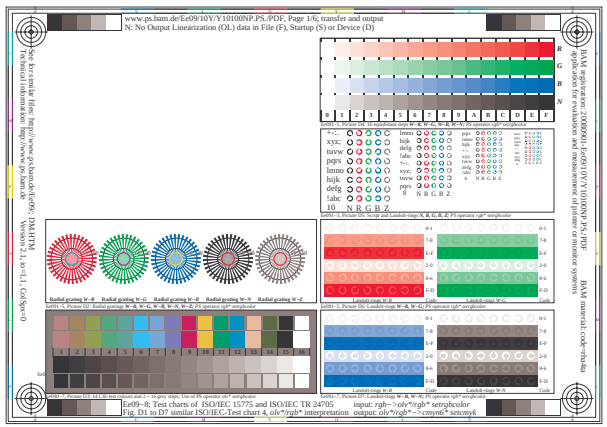
www.ps.ham.de/Ee09/10Y/Y10100NP.PS./PDF, Page 1/6; transfer and output
N: No Output Linearization (OL) data in File (F), Startup (S) or Device (D)
See for similar files: http://www.ps.ham.de/Ee09/ DM.HTM
Technical information: http://www.ps.ham.de
Version 2.1, ov=1.1, CoSyn=0
BAM registration: 20080901-Ee09/10Y/Y10100NP.PS./PDF
application for evaluation and measurement of printer or monitor systems
BAM material: code=ffa4ba
Ee09–8; Test charts of ISO/IEC 15775 and ISO/IEC TR 24705
Fig. D1 to D7 similar ISO/IEC-Test chart 4, olv*/rgb* interpretation
input: rgb–>olv*/rgb* setrgbcolor
output: olv*/rgb*–>cmyn6* setcmyk


www.ps.ham.de/Ee09/10Y/Y10100NP.PS./PDF, Page 1/6; transfer and output
N: No Output Linearization (OL) data in File (F), Startup (S) or Device (D)
See for similar files: http://www.ps.ham.de/Ee09/ DM.HTM
Technical information: http://www.ps.ham.de
Version 2.1, ov=1.1, CoSyn=0
BAM registration: 20080901-Ee09/10Y/Y10100NP.PS./PDF
application for evaluation and measurement of printer or monitor systems
BAM material: code=ffa4ba
Ee09–9; Test charts of ISO/IEC 15775 and ISO/IEC TR 24705
Fig. D4 to D7 similar ISO/IEC-Test chart 4, olv*/rgb* interpretation
input: rgb–>olv*/rgb* setrgbcolor
output: olv*/rgb*–>cmyn6* setcmyk

www.ps.ham.de/Ee09/10Y/Y10100NP.PS./PDF, Page 1/6; transfer and output
N: No Output Linearization (OL) data in File (F), Startup (S) or Device (D); Separation: c n

See for similar files: http://www.ps.ham.de/Ee09/ - DM.HTM
Technical information: http://www.ps.ham.de

BAM registration: 20080901-Ee09/10Y/Y10100NP.PS./PDF
application for evaluation and measurement of printer or monitor systems

BAM material: code=ffa4ba

Ee09–1; Test charts of ISO/IEC 15775 and ISO/IEC TR 24705
Fig. B1 to B7 similar ISO/IEC–Test chart 2, *olv*/rgb** interpretation

input: *rgb–>olv*/rgb* setrgbcolor*
output: *olv*/rgb*–>cmyn6* setcmyk*

www.ps.ham.de/Ee09/10Y/Y10100NP.PS./PDF, Page 1/6; transfer and output
N: No Output Linearization (OL) data in File (F), Startup (S) or Device (D); Separation: c n

See for similar files: http://www.ps.ham.de/Ee09/ - DM.HTM
Technical information: http://www.ps.ham.de

BAM registration: 20080901-Ee09/10Y/Y10100NP.PS./PDF
application for evaluation and measurement of printer or monitor systems

BAM material: code=ffa4ba

Ee09–2; Test charts of ISO/IEC 15775 and ISO/IEC TR 24705
Fig. B4 to B7 similar ISO/IEC–Test chart 2, *olv*/rgb** interpretation

input: *rgb–>olv*/rgb* setrgbcolor*
output: *olv*/rgb*–>cmyn6* setcmyk*

www.ps.ham.de/Ee09/10Y/Y10100NP.PS./PDF, Page 1/6; transfer and output
N: No Output Linearization (OL) data in File (F), Startup (S) or Device (D); Separation: c n

See for similar files: http://www.ps.ham.de/Ee09/ - DM.HTM
Technical information: http://www.ps.ham.de

BAM registration: 20080901-Ee09/10Y/Y10100NP.PS./PDF
application for evaluation and measurement of printer or monitor systems

BAM material: code=ffa4ba

Ee09–3; Test charts of ISO/IEC 15775 and ISO/IEC TR 24705
Fig. D1 to D7 similar ISO/IEC–Test chart 4, *olv*/rgb** interpretation

input: *rgb–>olv*/rgb* setrgbcolor*
output: *olv*/rgb*–>cmyn6* setcmyk*

www.ps.ham.de/Ee09/10Y/Y10100NP.PS./PDF, Page 1/6; transfer and output
N: No Output Linearization (OL) data in File (F), Startup (S) or Device (D); Separation: c n

See for similar files: http://www.ps.ham.de/Ee09/ - DM.HTM
Technical information: http://www.ps.ham.de

BAM registration: 20080901-Ee09/10Y/Y10100NP.PS./PDF
application for evaluation and measurement of printer or monitor systems

BAM material: code=ffa4ba

Ee09–4; Test charts of ISO/IEC 15775 and ISO/IEC TR 24705
Fig. D4 to D7 similar ISO/IEC–Test chart 4, *olv*/rgb** interpretation

input: *rgb–>olv*/rgb* setrgbcolor*
output: *olv*/rgb*–>cmyn6* setcmyk*

A B C D E F G H I J K L M N O P Q R S T U V W X Y Z a b c d e f g h i j k l m n

01 02 03 04 05 06 07 08 09 10 11 12 13 14 15 16 17 18 19 20 21 22 23 24 25 26 27

www.ps.ham.de/Ee09/10Y/Y10100NP.PS./PDF, Page 1/6; transfer and output
N: No Output Linearization (OL) data in File (F), Startup (S) or Device (D); Separation: c m n

See for similar files: http://www.ps.ham.de/Ee09/ - DM.HTM
Technical information: http://www.ps.ham.de

BAM registration: 20080901-Ee09/10Y/Y10100NP.PS./PDF
application for evaluation and measurement of printer or monitor systems

BAM material: code=ffa4ba

Ee09–6; Test charts of ISO/IEC 15775 and ISO/IEC TR 24705
Fig. B1 to B7 similar ISO/IEC–Test chart 2, *olv*/rgb** interpretation

input: *rgb–>olv*/rgb* setrgbcolor*
output: *olv*/rgb*–>cmyn6* setcmyk*

www.ps.ham.de/Ee09/10Y/Y10100NP.PS./PDF, Page 1/6; transfer and output
N: No Output Linearization (OL) data in File (F), Startup (S) or Device (D); Separation: c m n

See for similar files: http://www.ps.ham.de/Ee09/ - DM.HTM
Technical information: http://www.ps.ham.de

BAM registration: 20080901-Ee09/10Y/Y10100NP.PS./PDF
application for evaluation and measurement of printer or monitor systems

BAM material: code=ffa4ba

Ee09–7; Test charts of ISO/IEC 15775 and ISO/IEC TR 24705
Fig. B4 to D7 similar ISO/IEC–Test chart 2, *olv*/rgb** interpretation

input: *rgb–>olv*/rgb* setrgbcolor*
output: *olv*/rgb*–>cmyn6* setcmyk*

www.ps.ham.de/Ee09/10Y/Y10100NP.PS./PDF, Page 1/6; transfer and output
N: No Output Linearization (OL) data in File (F), Startup (S) or Device (D); Separation: c m n

See for similar files: http://www.ps.ham.de/Ee09/ - DM.HTM
Technical information: http://www.ps.ham.de

BAM registration: 20080901-Ee09/10Y/Y10100NP.PS./PDF
application for evaluation and measurement of printer or monitor systems

BAM material: code=ffa4ba

Ee09–8; Test charts of ISO/IEC 15775 and ISO/IEC TR 24705
Fig. D1 to D7 similar ISO/IEC–Test chart 4, *olv*/rgb** interpretation

input: *rgb–>olv*/rgb* setrgbcolor*
output: *olv*/rgb*–>cmyn6* setcmyk*

www.ps.ham.de/Ee09/10Y/Y10100NP.PS./PDF, Page 1/6; transfer and output
N: No Output Linearization (OL) data in File (F), Startup (S) or Device (D); Separation: c m n

See for similar files: http://www.ps.ham.de/Ee09/ - DM.HTM
Technical information: http://www.ps.ham.de

BAM registration: 20080901-Ee09/10Y/Y10100NP.PS./PDF
application for evaluation and measurement of printer or monitor systems

BAM material: code=ffa4ba

Ee09–9; Test charts of ISO/IEC 15775 and ISO/IEC TR 24705
Fig. D4 to D7 similar ISO/IEC–Test chart 4, *olv*/rgb** interpretation

input: *rgb–>olv*/rgb* setrgbcolor*
output: *olv*/rgb*–>cmyn6* setcmyk*

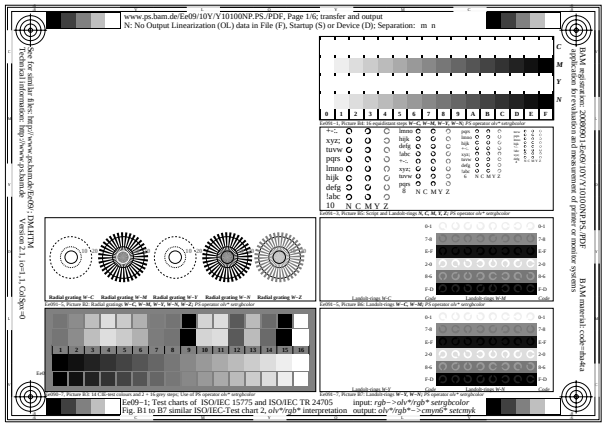
www.ps.bam.de/Ee09/10Y/Y10100NP.PS./PDF, Page 1/6; transfer and output
N: No Output Linearization (OL) data in File (F), Startup (S) or Device (D); Separation: m n
See for similar files: http://www.ps.bam.de/Ee09/ DM.HTM
Technical information: http://www.ps.bam.de
BAM registration: 20080901-Ee09/10Y/Y10100NP.PS./PDF
application for evaluation and measurement of printer or monitor systems
BAM material: code=tba4a
Ee09–1; Test charts of ISO/IEC 15775 and ISO/IEC TR 24705 input: rgb–>olv*/rgb* setrgbcolor
Fig. B1 to B7 similar ISO/IEC-Test chart 2, olv*/rgb* interpretation output: olv*/rgb*–>cmyn6* setcmyk


www.ps.bam.de/Ee09/10Y/Y10100NP.PS./PDF, Page 1/6; transfer and output
N: No Output Linearization (OL) data in File (F), Startup (S) or Device (D); Separation: m n
See for similar files: http://www.ps.bam.de/Ee09/ DM.HTM
Technical information: http://www.ps.bam.de
BAM registration: 20080901-Ee09/10Y/Y10100NP.PS./PDF
application for evaluation and measurement of printer or monitor systems
BAM material: code=tba4a
Ee09–2; Test charts of ISO/IEC 15775 and ISO/IEC TR 24705 input: rgb–>olv*/rgb* setrgbcolor
Fig. B4 to B7 similar ISO/IEC-Test chart 2, olv*/rgb* interpretation output: olv*/rgb*–>cmyn6* setcmyk

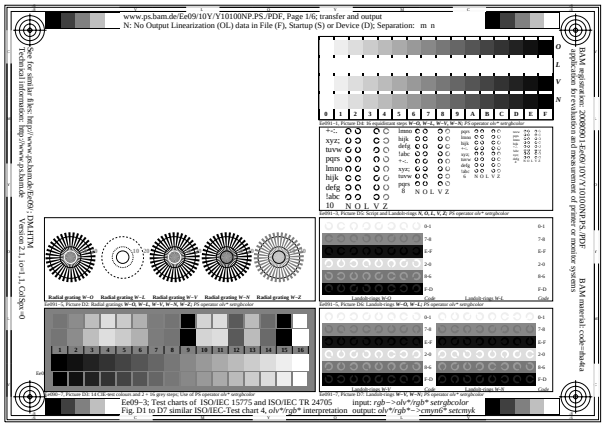
www.ps.bam.de/Ee09/10Y/Y10100NP.PS./PDF, Page 1/6; transfer and output
N: No Output Linearization (OL) data in File (F), Startup (S) or Device (D); Separation: m n
See for similar files: http://www.ps.bam.de/Ee09/ DM.HTM
Technical information: http://www.ps.bam.de
BAM registration: 20080901-Ee09/10Y/Y10100NP.PS./PDF
application for evaluation and measurement of printer or monitor systems
BAM material: code=tba4a
Ee09–3; Test charts of ISO/IEC 15775 and ISO/IEC TR 24705 input: rgb–>olv*/rgb* setrgbcolor
Fig. D1 to D7 similar ISO/IEC-Test chart 4, olv*/rgb* interpretation output: olv*/rgb*–>cmyn6* setcmyk

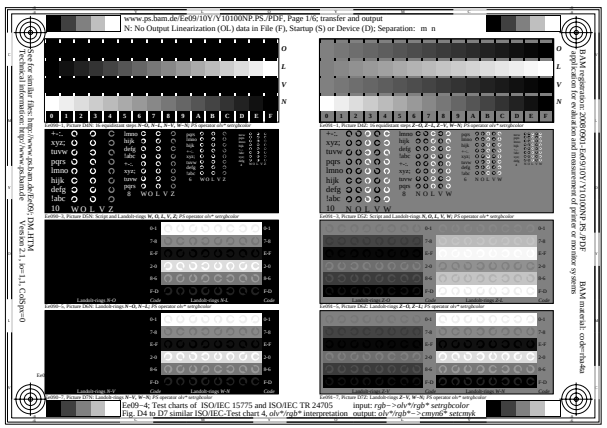
www.ps.bam.de/Ee09/10Y/Y10100NP.PS./PDF, Page 1/6; transfer and output
N: No Output Linearization (OL) data in File (F), Startup (S) or Device (D); Separation: m n
See for similar files: http://www.ps.bam.de/Ee09/ DM.HTM
Technical information: http://www.ps.bam.de
BAM registration: 20080901-Ee09/10Y/Y10100NP.PS./PDF
application for evaluation and measurement of printer or monitor systems
BAM material: code=tba4a
Ee09–4; Test charts of ISO/IEC 15775 and ISO/IEC TR 24705 input: rgb–>olv*/rgb* setrgbcolor
Fig. D4 to D7 similar ISO/IEC-Test chart 4, olv*/rgb* interpretation output: olv*/rgb*–>cmyn6* setcmyk



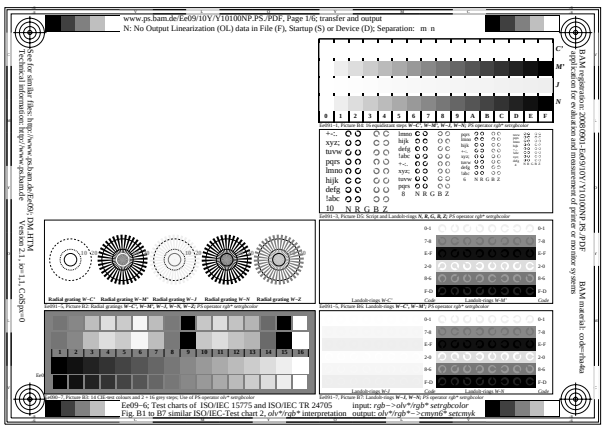
www.ps.bam.de/Ee09/10Y/Y10100NP.PS./PDF, Page 1/6; transfer and output
N: No Output Linearization (OL) data in File (F), Startup (S) or Device (D); Separation: m n
See for similar files: http://www.ps.bam.de/Ee09/ DM.HTM
Technical information: http://www.ps.bam.de
BAM registration: 20080901-Ee09/10Y/Y10100NP.PS./PDF
application for evaluation and measurement of printer or monitor systems
BAM material: code=tba4a
Ee09–6; Test charts of ISO/IEC 15775 and ISO/IEC TR 24705 input: rgb–>olv*/rgb* setrgbcolor
Fig. B1 to B7 similar ISO/IEC-Test chart 2, olv*/rgb* interpretation output: olv*/rgb*–>cmyn6* setcmyk

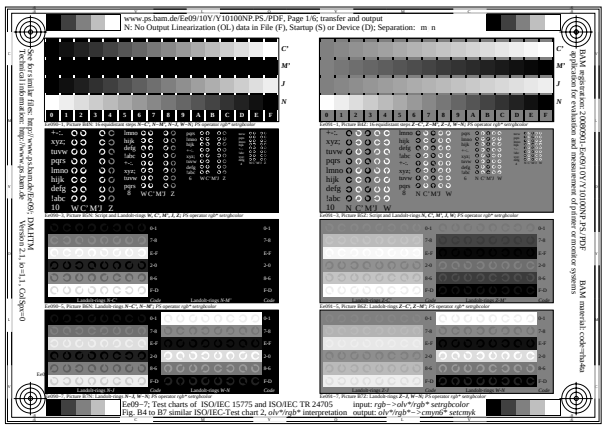
www.ps.bam.de/Ee09/10Y/Y10100NP.PS./PDF, Page 1/6; transfer and output
N: No Output Linearization (OL) data in File (F), Startup (S) or Device (D); Separation: m n
See for similar files: http://www.ps.bam.de/Ee09/ DM.HTM
Technical information: http://www.ps.bam.de
BAM registration: 20080901-Ee09/10Y/Y10100NP.PS./PDF
application for evaluation and measurement of printer or monitor systems
BAM material: code=tba4a
Ee09–7; Test charts of ISO/IEC 15775 and ISO/IEC TR 24705 input: rgb–>olv*/rgb* setrgbcolor
Fig. B4 to B7 similar ISO/IEC-Test chart 2, olv*/rgb* interpretation output: olv*/rgb*–>cmyn6* setcmyk


www.ps.bam.de/Ee09/10Y/Y10100NP.PS./PDF, Page 1/6; transfer and output
N: No Output Linearization (OL) data in File (F), Startup (S) or Device (D); Separation: m n
See for similar files: http://www.ps.bam.de/Ee09/ DM.HTM
Technical information: http://www.ps.bam.de
BAM registration: 20080901-Ee09/10Y/Y10100NP.PS./PDF
application for evaluation and measurement of printer or monitor systems
BAM material: code=tba4a
Ee09–8; Test charts of ISO/IEC 15775 and ISO/IEC TR 24705 input: rgb–>olv*/rgb* setrgbcolor
Fig. D1 to D7 similar ISO/IEC-Test chart 4, olv*/rgb* interpretation output: olv*/rgb*–>cmyn6* setcmyk

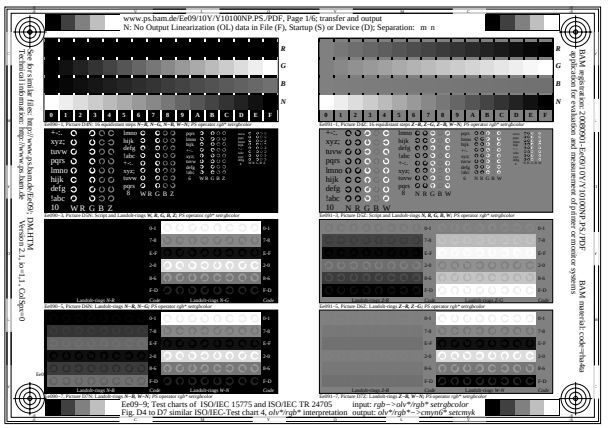
www.ps.bam.de/Ee09/10Y/Y10100NP.PS./PDF, Page 1/6; transfer and output
N: No Output Linearization (OL) data in File (F), Startup (S) or Device (D); Separation: m n
See for similar files: http://www.ps.bam.de/Ee09/ DM.HTM
Technical information: http://www.ps.bam.de
BAM registration: 20080901-Ee09/10Y/Y10100NP.PS./PDF
application for evaluation and measurement of printer or monitor systems
BAM material: code=tba4a
Ee09–9; Test charts of ISO/IEC 15775 and ISO/IEC TR 24705 input: rgb–>olv*/rgb* setrgbcolor
Fig. D4 to D7 similar ISO/IEC-Test chart 4, olv*/rgb* interpretation output: olv*/rgb*–>cmyn6* setcmyk

www.ps.ham.de/Ee09/10Y/Y10100NP.PS./PDF, Page 1/6; transfer and output
N: No Output Linearization (OL) data in File (F), Startup (S) or Device (D); Separation: yn

See for similar files: http://www.ps.ham.de/Ee09/ - DM.HTM
Technical information: http://www.ps.ham.de
Version 2.1, ov=1.1, CoSyn=0

BAM registration: 20080901-Ee09/10Y/Y10100NP.PS./PDF
application for evaluation and measurement of printer or monitor systems
BAM material: code=tha4ka

Ee09–1; Test charts of ISO/IEC 15775 and ISO/IEC TR 24705 input: *rgb–>olv*/rgb* setrgbcolor
Fig. B1 to B7 similar ISO/IEC–Test chart 2, *olv*/rgb** interpretation output: *olv*/rgb*–>cmyn6* setcmyk

www.ps.ham.de/Ee09/10Y/Y10100NP.PS./PDF, Page 1/6; transfer and output
N: No Output Linearization (OL) data in File (F), Startup (S) or Device (D); Separation: yn

See for similar files: http://www.ps.ham.de/Ee09/ - DM.HTM
Technical information: http://www.ps.ham.de
Version 2.1, ov=1.1, CoSyn=0

BAM registration: 20080901-Ee09/10Y/Y10100NP.PS./PDF
application for evaluation and measurement of printer or monitor systems
BAM material: code=tha4ka

Ee09–2; Test charts of ISO/IEC 15775 and ISO/IEC TR 24705 input: *rgb–>olv*/rgb* setrgbcolor
Fig. B4 to B7 similar ISO/IEC–Test chart 2, *olv*/rgb** interpretation output: *olv*/rgb*–>cmyn6* setcmyk

www.ps.ham.de/Ee09/10Y/Y10100NP.PS./PDF, Page 1/6; transfer and output
N: No Output Linearization (OL) data in File (F), Startup (S) or Device (D); Separation: yn

See for similar files: http://www.ps.ham.de/Ee09/ - DM.HTM
Technical information: http://www.ps.ham.de
Version 2.1, ov=1.1, CoSyn=0

BAM registration: 20080901-Ee09/10Y/Y10100NP.PS./PDF
application for evaluation and measurement of printer or monitor systems
BAM material: code=tha4ka

Ee09–3; Test charts of ISO/IEC 15775 and ISO/IEC TR 24705 input: *rgb–>olv*/rgb* setrgbcolor
Fig. D1 to D7 similar ISO/IEC–Test chart 4, *olv*/rgb** interpretation output: *olv*/rgb*–>cmyn6* setcmyk

www.ps.ham.de/Ee09/10Y/Y10100NP.PS./PDF, Page 1/6; transfer and output
N: No Output Linearization (OL) data in File (F), Startup (S) or Device (D); Separation: yn

See for similar files: http://www.ps.ham.de/Ee09/ - DM.HTM
Technical information: http://www.ps.ham.de
Version 2.1, ov=1.1, CoSyn=0

BAM registration: 20080901-Ee09/10Y/Y10100NP.PS./PDF
application for evaluation and measurement of printer or monitor systems
BAM material: code=tha4ka

Ee09–4; Test charts of ISO/IEC 15775 and ISO/IEC TR 24705 input: *rgb–>olv*/rgb* setrgbcolor
Fig. D4 to D7 similar ISO/IEC–Test chart 4, *olv*/rgb** interpretation output: *olv*/rgb*–>cmyn6* setcmyk

www.ps.ham.de/Ee09/10Y/Y10100NP.PS./PDF, Page 1/6; transfer and output
N: No Output Linearization (OL) data in File (F), Startup (S) or Device (D); Separation: yn

See for similar files: http://www.ps.ham.de/Ee09/ - DM.HTM
Technical information: http://www.ps.ham.de
Version 2.1, ov=1.1, CoSyn=0

BAM registration: 20080901-Ee09/10Y/Y10100NP.PS./PDF
application for evaluation and measurement of printer or monitor systems
BAM material: code=tha4ka

Ee09–5; Test charts of ISO/IEC 15775 and ISO/IEC TR 24705 input: *rgb–>olv*/rgb* setrgbcolor
Fig. B1 to B7 similar ISO/IEC–Test chart 2, *olv*/rgb** interpretation output: *olv*/rgb*–>cmyn6* setcmyk

www.ps.ham.de/Ee09/10Y/Y10100NP.PS./PDF, Page 1/6; transfer and output
N: No Output Linearization (OL) data in File (F), Startup (S) or Device (D); Separation: yn

See for similar files: http://www.ps.ham.de/Ee09/ - DM.HTM
Technical information: http://www.ps.ham.de
Version 2.1, ov=1.1, CoSyn=0

BAM registration: 20080901-Ee09/10Y/Y10100NP.PS./PDF
application for evaluation and measurement of printer or monitor systems
BAM material: code=tha4ka

Ee09–6; Test charts of ISO/IEC 15775 and ISO/IEC TR 24705 input: *rgb–>olv*/rgb* setrgbcolor
Fig. B4 to B7 similar ISO/IEC–Test chart 2, *olv*/rgb** interpretation output: *olv*/rgb*–>cmyn6* setcmyk

www.ps.ham.de/Ee09/10Y/Y10100NP.PS./PDF, Page 1/6; transfer and output
N: No Output Linearization (OL) data in File (F), Startup (S) or Device (D); Separation: yn

See for similar files: http://www.ps.ham.de/Ee09/ - DM.HTM
Technical information: http://www.ps.ham.de
Version 2.1, ov=1.1, CoSyn=0

BAM registration: 20080901-Ee09/10Y/Y10100NP.PS./PDF
application for evaluation and measurement of printer or monitor systems
BAM material: code=tha4ka

Ee09–7; Test charts of ISO/IEC 15775 and ISO/IEC TR 24705 input: *rgb–>olv*/rgb* setrgbcolor
Fig. B4 to D7 similar ISO/IEC–Test chart 2, *olv*/rgb** interpretation output: *olv*/rgb*–>cmyn6* setcmyk

www.ps.ham.de/Ee09/10Y/Y10100NP.PS./PDF, Page 1/6; transfer and output
N: No Output Linearization (OL) data in File (F), Startup (S) or Device (D); Separation: yn

See for similar files: http://www.ps.ham.de/Ee09/ - DM.HTM
Technical information: http://www.ps.ham.de
Version 2.1, ov=1.1, CoSyn=0

BAM registration: 20080901-Ee09/10Y/Y10100NP.PS./PDF
application for evaluation and measurement of printer or monitor systems
BAM material: code=tha4ka

Ee09–8; Test charts of ISO/IEC 15775 and ISO/IEC TR 24705 input: *rgb–>olv*/rgb* setrgbcolor
Fig. D1 to D7 similar ISO/IEC–Test chart 4, *olv*/rgb** interpretation output: *olv*/rgb*–>cmyn6* setcmyk

www.ps.ham.de/Ee09/10Y/Y10100NP.PS./PDF, Page 1/6; transfer and output
N: No Output Linearization (OL) data in File (F), Startup (S) or Device (D); Separation: yn

See for similar files: http://www.ps.ham.de/Ee09/ - DM.HTM
Technical information: http://www.ps.ham.de
Version 2.1, ov=1.1, CoSyn=0

BAM registration: 20080901-Ee09/10Y/Y10100NP.PS./PDF
application for evaluation and measurement of printer or monitor systems
BAM material: code=tha4ka

Ee09–9; Test charts of ISO/IEC 15775 and ISO/IEC TR 24705 input: *rgb–>olv*/rgb* setrgbcolor
Fig. D4 to D7 similar ISO/IEC–Test chart 4, *olv*/rgb** interpretation output: *olv*/rgb*–>cmyn6* setcmyk