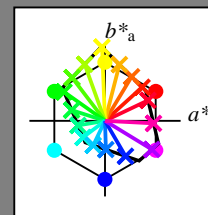


Input and output:
 Colorimetric Printer Reflective System FRS15_90a
 data for any colour:

u^*_e and number *no.* = 00 .. 15
 elementary hue text:
 $u^*_e = 16$ hues *r00j*, *r25j*, ..., *b75r*
 contrast reduction factor:
 $c_R = 0.9$

FRS15_90a; adapted (a) CIELAB data

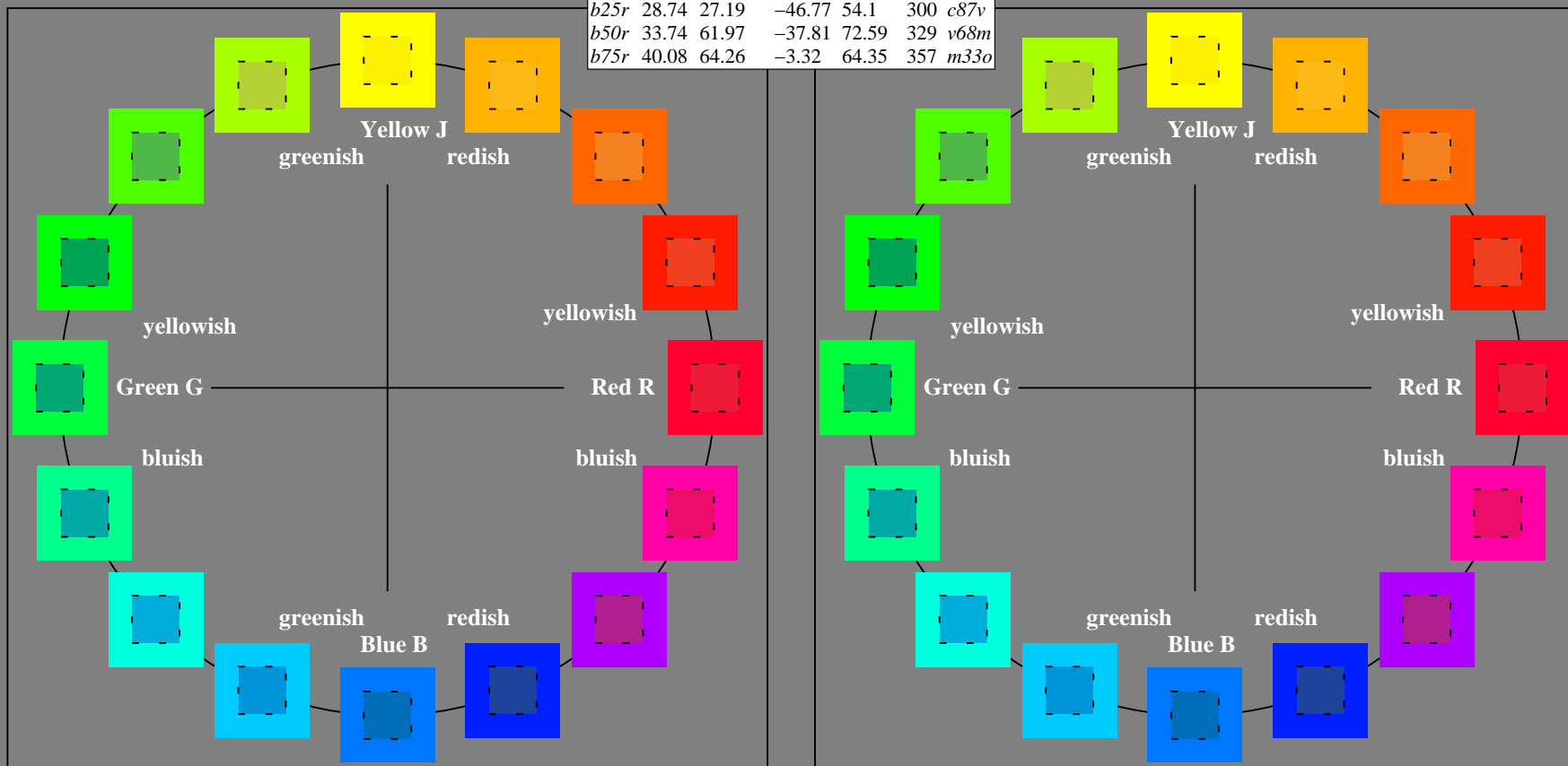
u^*_e	$L^*=L^*_a$	a^*_a	b^*_a	$C^*_{ab,a}$	$h^*_{ab,a}$	u^*_d
<i>r00j</i>	39.18	56.94	27.13	63.07	25	<i>m81o</i>
<i>r25j</i>	42.41	49.1	44.5	66.26	42	<i>o10y</i>
<i>r50j</i>	52.78	35.22	58.37	68.17	59	<i>o40y</i>
<i>r75j</i>	64.82	19.12	74.47	76.89	76	<i>o69y</i>
<i>j00g</i>	82.06	-3.94	97.52	97.6	92	<i>o98y</i>
<i>j25g</i>	67.26	-26.87	74.67	79.36	110	<i>y34l</i>
<i>j50g</i>	55.83	-43.45	57.11	71.76	127	<i>y69l</i>
<i>j75g</i>	47.5	-54.18	38.3	66.35	145	<i>l03c</i>
<i>g00b</i>	50.07	-44.09	14.13	46.3	160	<i>l23c</i>
<i>g25b</i>	52.21	-35.66	-6.03	36.17	190	<i>l53c</i>
<i>g50b</i>	53.9	-29.04	-21.87	36.36	217	<i>l87c</i>
<i>g75b</i>	49.44	-15.51	-32.31	35.84	244	<i>c20v</i>
<i>b00r</i>	41.36	1.15	-37.95	37.97	272	<i>c53v</i>
<i>b25r</i>	28.74	27.19	-46.77	54.1	300	<i>c87v</i>
<i>b50r</i>	33.74	61.97	-37.81	72.59	329	<i>v68m</i>
<i>b75r</i>	40.08	64.26	-3.32	64.35	357	<i>m33o</i>



%Gamut
 $u^*_{rel} = 88$
 %Regularity
 $g^*_{H,rel} = 31$
 $g^*_{C,rel} = 40$

FRS15_90a; adapted (a) CIELAB data

Name	$L^*=L^*_a$	a^*_a	b^*_a	$C^*_{ab,a}$	$h^*_{ab,a}$
O _{Ma}	38.8	53.92	39.68	66.95	36
Y _{Ma}	82.58	-4.64	98.22	98.33	93
L _{Ma}	46.95	-56.34	43.46	71.15	142
C _{Ma}	54.62	-26.2	-28.68	38.85	228
V _{Ma}	20.01	45.2	-52.87	69.56	311
M _{Ma}	40.88	70.68	-29.99	76.78	337
N _{Ma}	15.0	0.0	0.0	0.0	0
W _{Ma}	90.0	0.0	0.0	0.0	0
R _{CIE}	39.92	58.74	27.99	65.07	25
J _{CIE}	81.26	-2.89	71.56	71.62	92
G _{CIE}	52.23	-42.42	13.6	44.55	162
B _{CIE}	30.57	1.41	-46.47	46.49	272

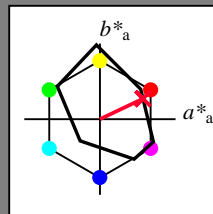


See for similar files: <http://www.ps.bam.de/Ee37/>; www.ps.bam.de/Ee37/10L/L37E00FP.PS/.PDF
 Technical information: <http://www.ps.bam.de> Version 2.1, io=1,1, CIELAB, ColSpX=0

BAM registration: 20081001-Ee37/10L/L37E00FP.PS/.PDF BAM material: code=rh4ta
 application for evaluation and measurement of printer or monitor systems

Input and output: Colorimetric Printer Reflective System FRS15_90a for relative CIELAB hue $h^* = lab^*h^* = h_{ab}/360 = 0.071$
 data for any colour:
 lab^*tch^* and lab^*icu^*

Hue texts:
 $u^*_e = r00j$ $u^*_d = m81o$
 contrast reduction factor:
 $c_R = 0.9$
 triangle lightness t^*



FRS15_90a; adapted (a) CIELAB data						
	u^*_e	$L^*=L^*_a$	a^*_a	b^*_a	$C^*_{ab,a}$	$h^*_{ab,a}$
O _{Ma}	38.8	53.92	39.68	66.95	36	
Y _{Ma}	82.58	-4.64	98.22	98.33	93	
L _{Ma}	46.95	-56.34	43.46	71.15	142	
C _{Ma}	54.62	-26.2	-28.68	38.85	228	
V _{Ma}	20.01	45.2	-52.87	69.56	311	
M _{Ma}	40.88	70.68	-29.99	76.78	337	
N _{Ma}	15.0	0.0	0.0	0.0	0	
W _{Ma}	90.0	0.0	0.0	0.0	0	
R _{Ma}	39.92	58.74	27.99	65.07	25	
J _{Ma}	81.26	-2.89	71.56	71.62	92	
G _{Ma}	52.23	-42.42	13.6	44.55	162	
B _{Ma}	30.57	1.41	-46.47	46.49	272	

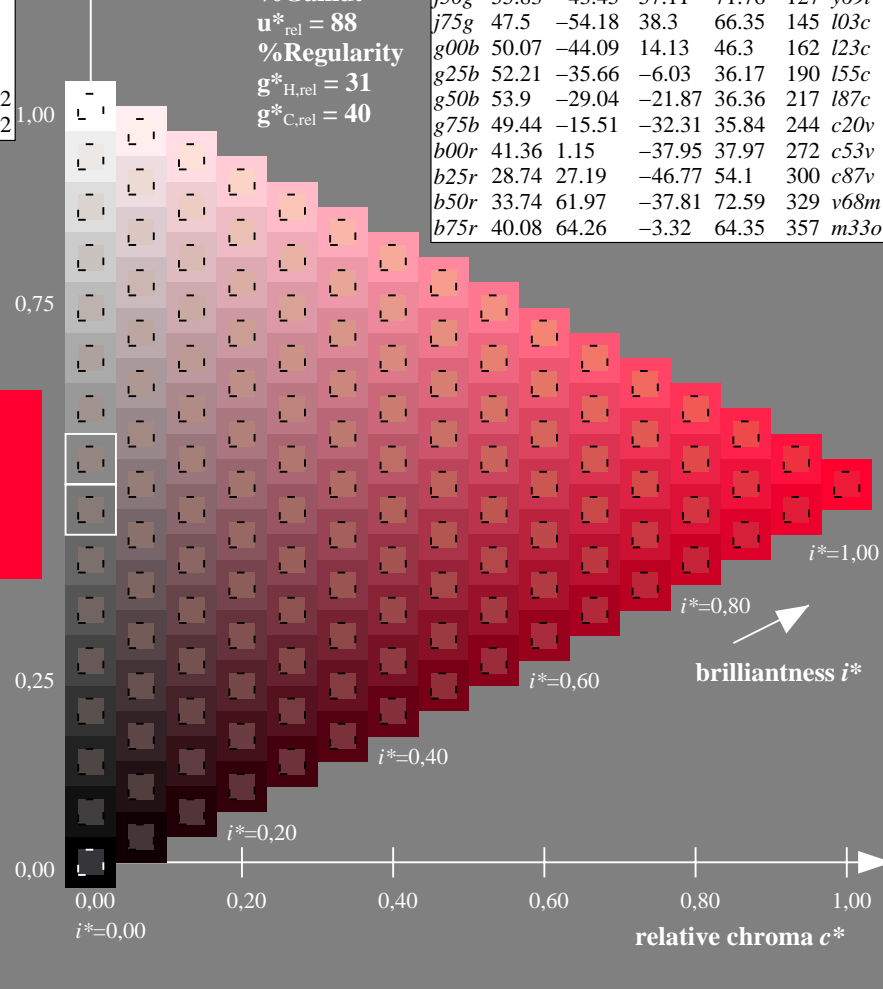
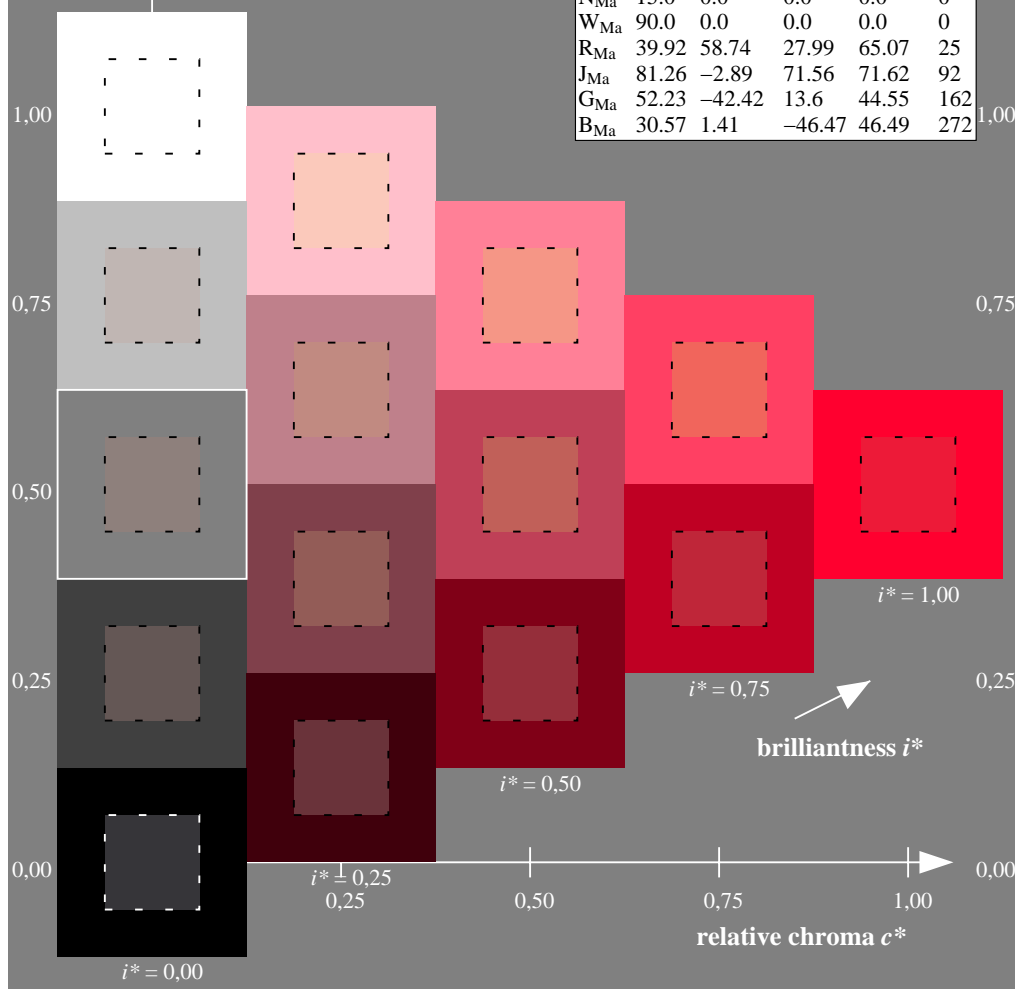
Data for maximum colour (Ma):

$LAB^*LAB^*_{Ma}$: 39 57 27
 $LAB^*LCH^*_{Ma}$: 39 63 25
 $lab^*rgb^*_{Ma}$: 1.0 0.0 0.0
 $lab^*olv^*_{Ma}$: 1.0 0.0 0.18

FRS15_90a; adapted (a) CIELAB data							
	u^*_e	$L^*=L^*_a$	a^*_a	b^*_a	$C^*_{ab,a}$	$h^*_{ab,a}$	u^*_d
r00j	39.18	56.94	27.13	63.07	25	m81o	
r25j	42.41	49.1	44.5	66.26	42	o10y	
r50j	52.78	35.22	58.37	68.17	59	o40y	
r75j	64.82	19.12	74.47	76.89	76	o69y	
j00g	82.06	-3.94	97.52	97.6	92	o98y	
j25g	67.26	-26.87	74.67	79.36	110	y34l	
j50g	55.83	-43.45	57.11	71.76	127	y69l	
j75g	47.5	-54.18	38.3	66.35	145	l03c	
g00b	50.07	-44.09	14.13	46.3	162	l23c	
g25b	52.21	-35.66	-6.03	36.17	190	l55c	
g50b	53.9	-29.04	-21.87	36.36	217	l87c	
g75b	49.44	-15.51	-32.31	35.84	244	c20c	
b00r	41.36	1.15	-37.95	37.97	272	c53v	
b25r	28.74	27.19	-46.77	54.1	300	c87v	
b50r	33.74	61.97	-37.81	72.59	329	v68m	
b75r	40.08	64.26	-3.32	64.35	357	m33o	

triangle lightness t^*

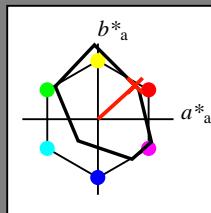
%Gamut
 $u^*_{rel} = 88$
 %Regularity
 $g^*_{H,rel} = 31$
 $g^*_{C,rel} = 40$



See for similar files: <http://www.ps.bam.de/Ee37/>; www.ps.bam.de/Ee37/
 Technical information: <http://www.ps.bam.de> Version 2.1, io=1,1, CIELAB, ColSpX=0

Input and output: Colorimetric Printer Reflective System FRS15_90a for relative CIELAB hue $h^* = lab^*h^* = h_{ab}/360 = 0.117$
 data for any colour:
 lab^*tch^* and lab^*icu^*

Hue texts:
 $u^*_e = r25j$ $u^*_d = o10y$
 contrast reduction factor:
 $c_R = 0.9$
 triangle lightness t^*



FRS15_90a; adapted (a) CIELAB data						
	u^*_e	$L^*=L^*_a$	a^*_a	b^*_a	$C^*_{ab,a}$	$h^*_{ab,a}$
O _{Ma}	38.8	53.92	39.68	66.95	36	
Y _{Ma}	82.58	-4.64	98.22	98.33	93	
L _{Ma}	46.95	-56.34	43.46	71.15	142	
C _{Ma}	54.62	-26.2	-28.68	38.85	228	
V _{Ma}	20.01	45.2	-52.87	69.56	311	
M _{Ma}	40.88	70.68	-29.99	76.78	337	
N _{Ma}	15.0	0.0	0.0	0.0	0	
W _{Ma}	90.0	0.0	0.0	0.0	0	
R _{Ma}	39.92	58.74	27.99	65.07	25	
J _{Ma}	81.26	-2.89	71.56	71.62	92	
G _{Ma}	52.23	-42.42	13.6	44.55	162	
B _{Ma}	30.57	1.41	-46.47	46.49	272	

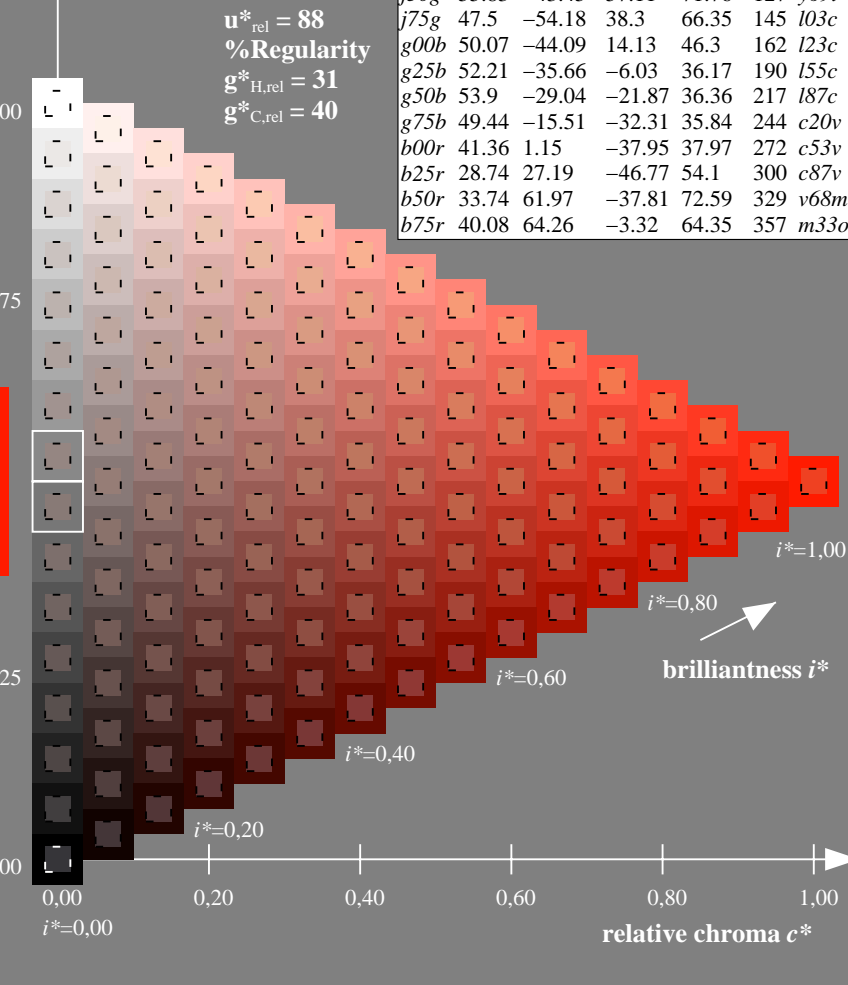
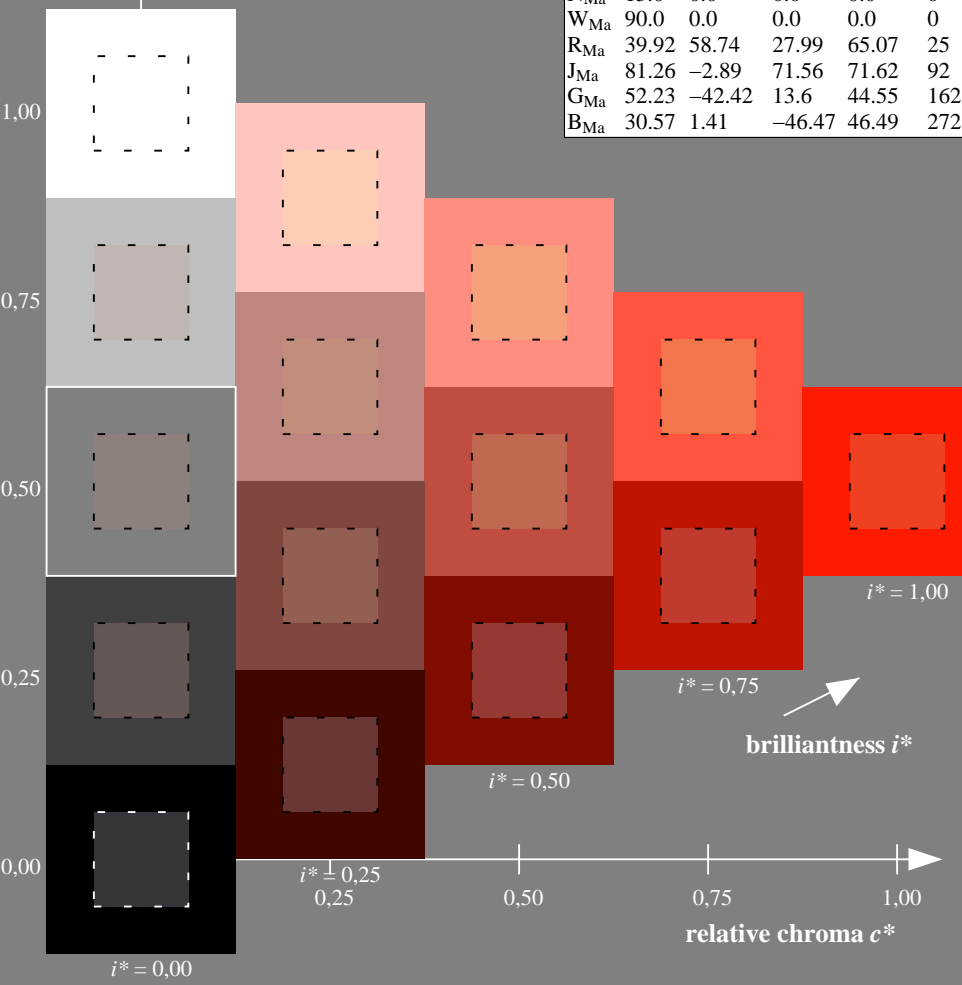
Data for maximum colour (Ma):

$LAB^*LAB^*_{Ma}$: 42 49 44
 $LAB^*LCH^*_{Ma}$: 42 66 42
 $lab^*rgb^*_{Ma}$: 1.0 0.25 0.0
 $lab^*olv^*_{Ma}$: 1.0 0.1 0.0

FRS15_90a; adapted (a) CIELAB data							
	u^*_e	$L^*=L^*_a$	a^*_a	b^*_a	$C^*_{ab,a}$	$h^*_{ab,a}$	u^*_d
r00j	39.18	56.94	27.13	63.07	25		m81o
r25j	42.41	49.1	44.5	66.26	42		o10y
r50j	52.78	35.22	58.37	68.17	59		o40y
r75j	64.82	19.12	74.47	76.89	76		o69y
j00g	82.06	-3.94	97.52	97.6	92		o98y
j25g	67.26	-26.87	74.67	79.36	110		y34l
j50g	55.83	-43.45	57.11	71.76	127		y69l
j75g	47.5	-54.18	38.3	66.35	145		l03c
g00b	50.07	-44.09	14.13	46.3	162		l23c
g25b	52.21	-35.66	-6.03	36.17	190		l55c
g50b	53.9	-29.04	-21.87	36.36	217		l87c
g75b	49.44	-15.51	-32.31	35.84	244		c20c
b00r	41.36	1.15	-37.95	37.97	272		c53v
b25r	28.74	27.19	-46.77	54.1	300		c87v
b50r	33.74	61.97	-37.81	72.59	329		v68m
b75r	40.08	64.26	-3.32	64.35	357		m33o

triangle lightness t^*

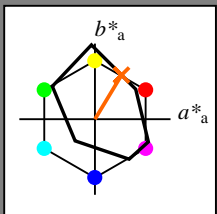
%Gamut
 $u^*_{rel} = 88$
 %Regularity
 $g^*_{H,rel} = 31$
 $g^*_{C,rel} = 40$



BAM registration: 20081001-Ee37/10L/L37E00FP.PS/ .PDF
 application for evaluation and measurement of printer or monitor systems
 BAM material: code=rhadata

Input and output: Colorimetric Printer Reflective System FRS15_90a for relative CIELAB hue $h^* = lab^*h^* = h_{ab}/360 = 0.164$
 data for any colour:

lab^*tch^* and lab^*icu^*
 Hue texts:
 $u^*_e = r50j$ $u^*_d = o40y$
 contrast reduction factor:
 $c_R = 0.9$
 triangle lightness t^*



FRS15_90a; adapted (a) CIELAB data

	u^*_e	$L^*=L^*_a$	a^*_a	b^*_a	$C^*_{ab,a}$	$h^*_{ab,a}$
O _{Ma}	38.8	53.92	39.68	66.95	36	
Y _{Ma}	82.58	-4.64	98.22	98.33	93	
L _{Ma}	46.95	-56.34	43.46	71.15	142	
C _{Ma}	54.62	-26.2	-28.68	38.85	228	
V _{Ma}	20.01	45.2	-52.87	69.56	311	
M _{Ma}	40.88	70.68	-29.99	76.78	337	
N _{Ma}	15.0	0.0	0.0	0.0	0	
W _{Ma}	90.0	0.0	0.0	0.0	0	
R _{Ma}	39.92	58.74	27.99	65.07	25	
J _{Ma}	81.26	-2.89	71.56	71.62	92	
G _{Ma}	52.23	-42.42	13.6	44.55	162	
B _{Ma}	30.57	1.41	-46.47	46.49	272	

$u^*_e = r50j$

Data for maximum colour (Ma):

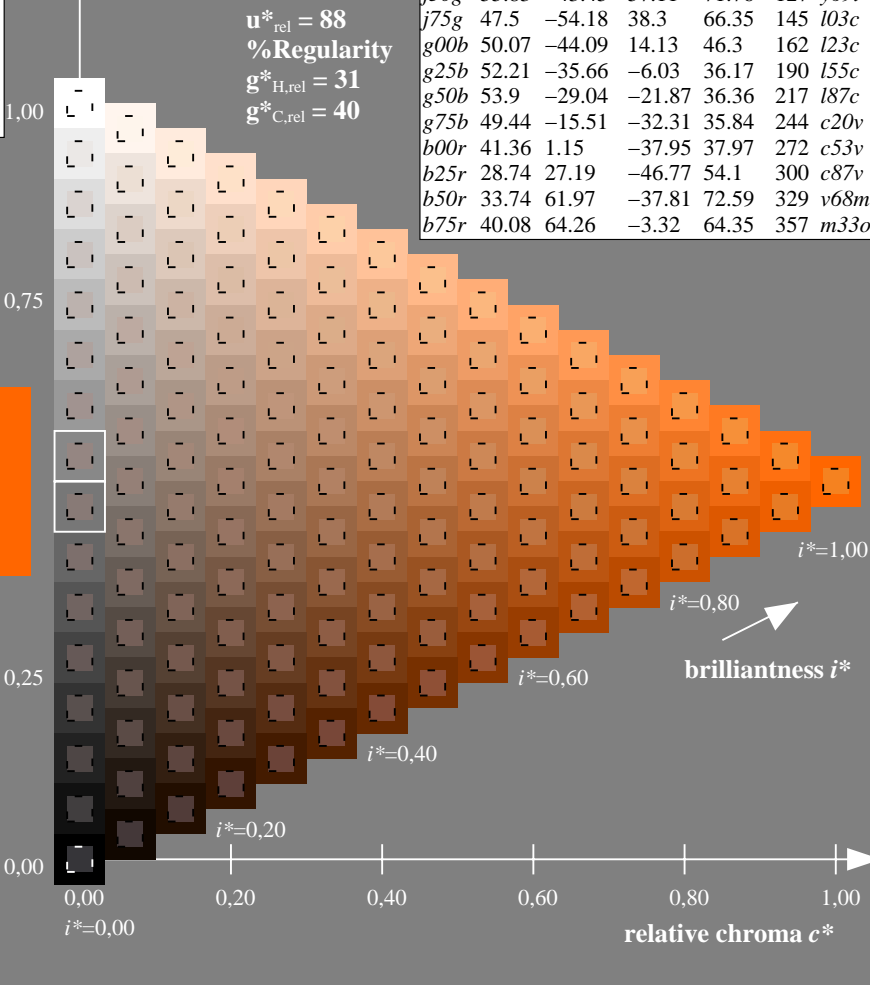
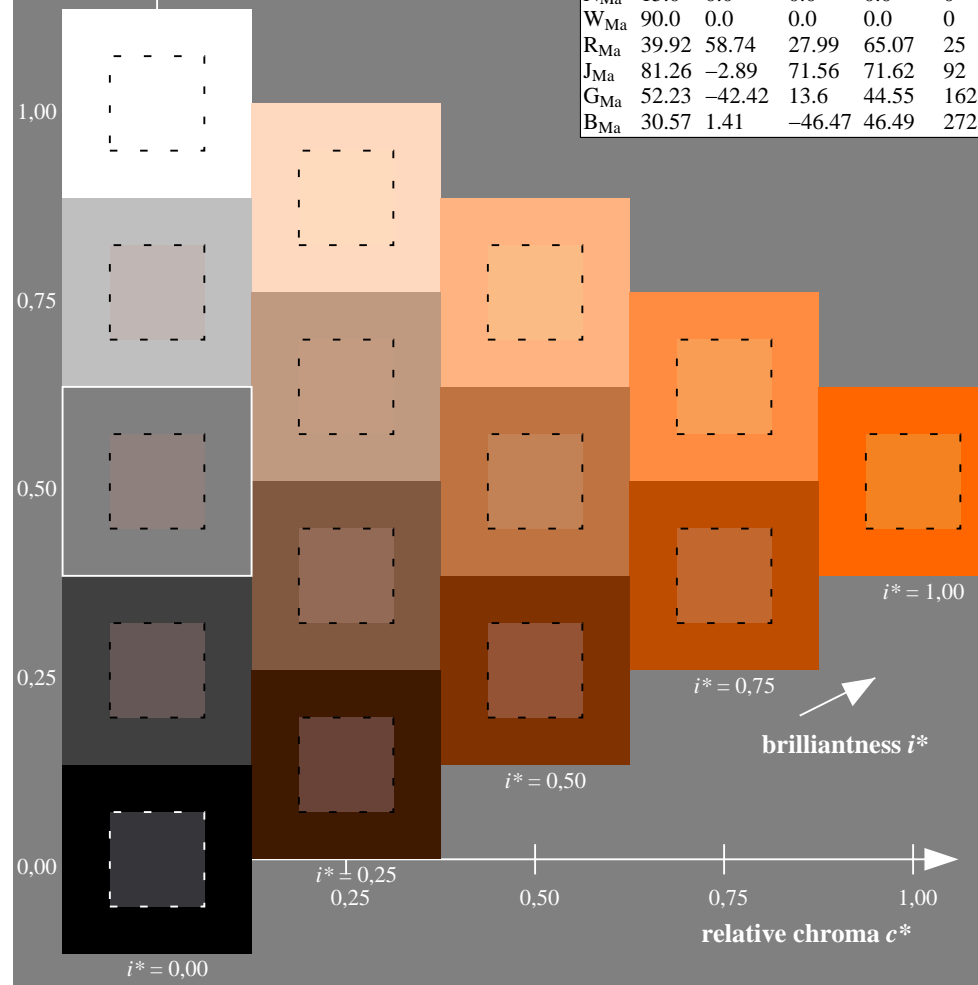
$LAB^*LAB^*_{Ma}$: 53 35 58
 $LAB^*LCH^*_{Ma}$: 53 68 58
 $lab^*rgb^*_{Ma}$: 1.0 0.5 0.0
 $lab^*olv^*_{Ma}$: 1.0 0.4 0.0

FRS15_90a; adapted (a) CIELAB data

	u^*_e	$L^*=L^*_a$	a^*_a	b^*_a	$C^*_{ab,a}$	$h^*_{ab,a}$	u^*_d
r00j	39.18	56.94	27.13	63.07	25	m81o	
r25j	42.41	49.1	44.5	66.26	42	o10y	
r50j	52.78	35.22	58.37	68.17	59	o40y	
r75j	64.82	19.12	74.47	76.89	76	o69y	
j00g	82.06	-3.94	97.52	97.6	92	o98y	
j25g	67.26	-26.87	74.67	79.36	110	y34l	
j50g	55.83	-43.45	57.11	71.76	127	y69l	
j75g	47.5	-54.18	38.3	66.35	145	l03c	
g00b	50.07	-44.09	14.13	46.3	162	l23c	
g25b	52.21	-35.66	-6.03	36.17	190	l55c	
g50b	53.9	-29.04	-21.87	36.36	217	l87c	
g75b	49.44	-15.51	-32.31	35.84	244	c20c	
b00r	41.36	1.15	-37.95	37.97	272	c53v	
b25r	28.74	27.19	-46.77	54.1	300	c87v	
b50r	33.74	61.97	-37.81	72.59	329	v68m	
b75r	40.08	64.26	-3.32	64.35	357	m33o	

triangle lightness t^*

%Gamut
 $u^*_{rel} = 88$
 %Regularity
 $g^*_{H,rel} = 31$
 $g^*_{C,rel} = 40$



See for similar files: <http://www.ps.bam.de/Ee37/>; www.ps.bam.de/Ee37/
 Technical information: <http://www.ps.bam.de> Version 2.1, io=1,1, CIELAB, ColSpX=0

BAM registration: 20081001-Ee37/10L/L37E00FP.PS/ .PDF BAM material: code=rhadata
 application for evaluation and measurement of printer or monitor systems

Input and output: Colorimetric Printer Reflective System FRS15_90a for relative CIELAB hue $h^* = lab^*h^* = h_{ab}/360 = 0.21$
 data for any colour:

$u^*_e = r75j$

lab^*tch^* and lab^*icu^*

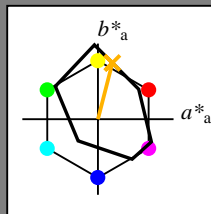
Hue texts:

$u^*_e = r75j$ $u^*_d = o69y$

contrast reduction factor:

$c_R = 0.9$

triangle lightness t^*



FRS15_90a; adapted (a) CIELAB data

	u^*_e	$L^*=L^*_a$	a^*_a	b^*_a	$C^*_{ab,a}$	$h^*_{ab,a}$
O _{Ma}	38.8	53.92	39.68	66.95	36	
Y _{Ma}	82.58	-4.64	98.22	98.33	93	
L _{Ma}	46.95	-56.34	43.46	71.15	142	
C _{Ma}	54.62	-26.2	-28.68	38.85	228	
V _{Ma}	20.01	45.2	-52.87	69.56	311	
M _{Ma}	40.88	70.68	-29.99	76.78	337	
N _{Ma}	15.0	0.0	0.0	0.0	0	
W _{Ma}	90.0	0.0	0.0	0.0	0	
R _{Ma}	39.92	58.74	27.99	65.07	25	
J _{Ma}	81.26	-2.89	71.56	71.62	92	
G _{Ma}	52.23	-42.42	13.6	44.55	162	
B _{Ma}	30.57	1.41	-46.47	46.49	272	

Data for maximum colour (Ma):

$LAB^*LAB^*_{Ma}$: 65 19 74

$LAB^*LCH^*_{Ma}$: 65 77 75

$lab^*rgb^*_{Ma}$: 1.0 0.75 0.0

$lab^*olv^*_{Ma}$: 1.0 0.7 0.0

triangle lightness t^*

%Gamut

$u^*_{rel} = 88$

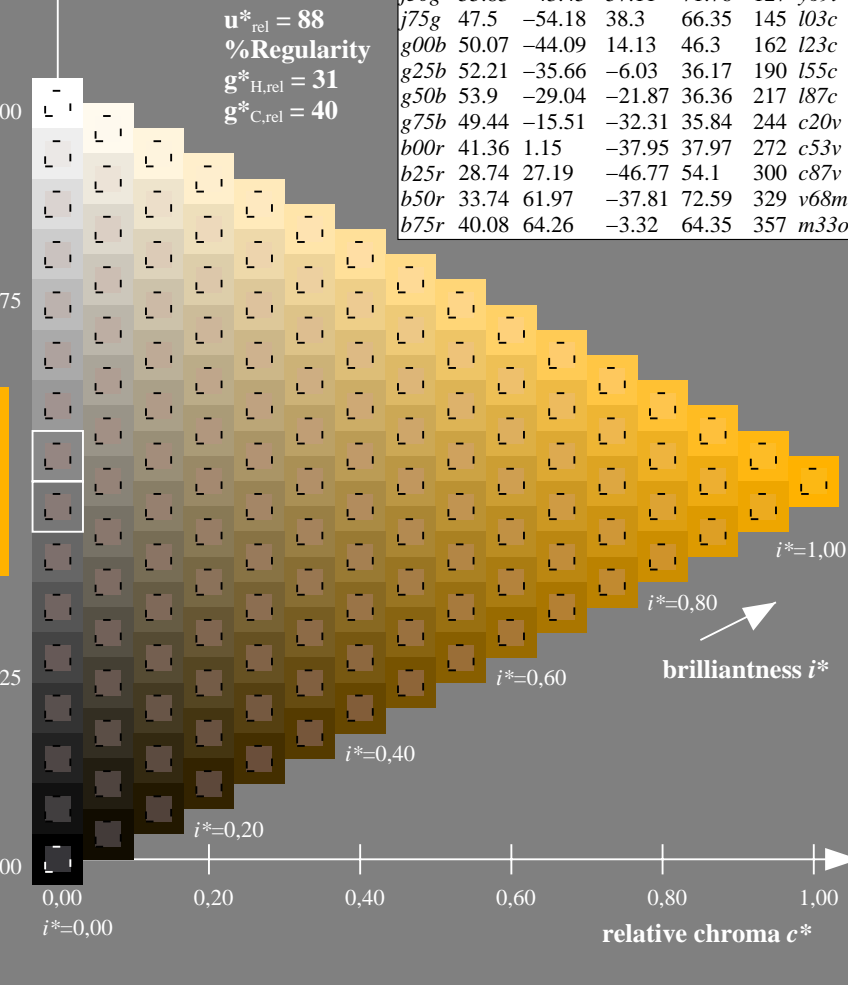
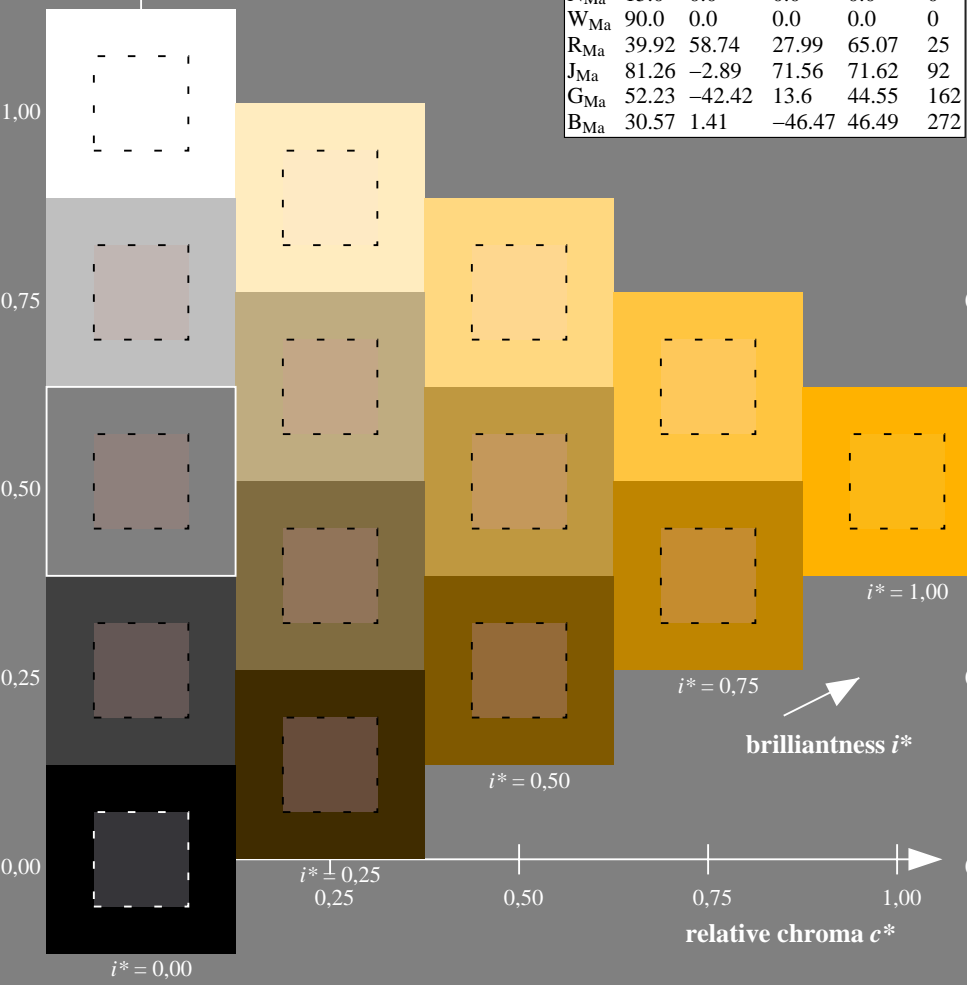
%Regularity

$g^*_{H,rel} = 31$

$g^*_{C,rel} = 40$

FRS15_90a; adapted (a) CIELAB data

	u^*_e	$L^*=L^*_a$	a^*_a	b^*_a	$C^*_{ab,a}$	$h^*_{ab,a}$	u^*_d
r00j	39.18	56.94	27.13	63.07	25	m81o	
r25j	42.41	49.1	44.5	66.26	42	o10y	
r50j	52.78	35.22	58.37	68.17	59	o40y	
r75j	64.82	19.12	74.47	76.89	76	o69y	
j00g	82.06	-3.94	97.52	97.6	92	o98y	
j25g	67.26	-26.87	74.67	79.36	110	y34l	
j50g	55.83	-43.45	57.11	71.76	127	y69l	
j75g	47.5	-54.18	38.3	66.35	145	l03c	
g00b	50.07	-44.09	14.13	46.3	162	l23c	
g25b	52.21	-35.66	-6.03	36.17	190	l55c	
g50b	53.9	-29.04	-21.87	36.36	217	l87c	
g75b	49.44	-15.51	-32.31	35.84	244	c20c	
b00r	41.36	1.15	-37.95	37.97	272	c53v	
b25r	28.74	27.19	-46.77	54.1	300	c87v	
b50r	33.74	61.97	-37.81	72.59	329	v68m	
b75r	40.08	64.26	-3.32	64.35	357	m33o	



Input and output: Colorimetric Printer Reflective System FRS15_90a for relative CIELAB hue $h^* = lab^*h^* = h_{ab}/360 = 0.256$
 data for any colour:

$u^*_e = j00g$

lab^*tch^* and lab^*icu^*

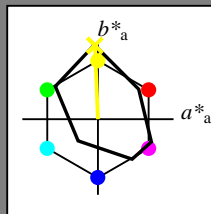
Hue texts:

$u^*_e = j00g$ $u^*_d = o98y$

contrast reduction factor:

$c_R = 0.9$

triangle lightness t^*



FRS15_90a; adapted (a) CIELAB data

	u^*_e	$L^*=L^*_a$	a^*_a	b^*_a	$C^*_{ab,a}$	$h^*_{ab,a}$
O _{Ma}	38.8	53.92	39.68	66.95	36	
Y _{Ma}	82.58	-4.64	98.22	98.33	93	
L _{Ma}	46.95	-56.34	43.46	71.15	142	
C _{Ma}	54.62	-26.2	-28.68	38.85	228	
V _{Ma}	20.01	45.2	-52.87	69.56	311	
M _{Ma}	40.88	70.68	-29.99	76.78	337	
N _{Ma}	15.0	0.0	0.0	0.0	0	
W _{Ma}	90.0	0.0	0.0	0.0	0	
R _{Ma}	39.92	58.74	27.99	65.07	25	
J _{Ma}	81.26	-2.89	71.56	71.62	92	
G _{Ma}	52.23	-42.42	13.6	44.55	162	
B _{Ma}	30.57	1.41	-46.47	46.49	272	

Data for maximum colour (Ma):

$LAB^*LAB^*_{Ma}$: 82 -4 98

$LAB^*LCH^*_{Ma}$: 82 98 92

$lab^*rgb^*_{Ma}$: 1.0 1.0 0.0

$lab^*olv^*_{Ma}$: 1.0 0.99 0.0

triangle lightness t^*

%Gamut

$u^*_{rel} = 88$

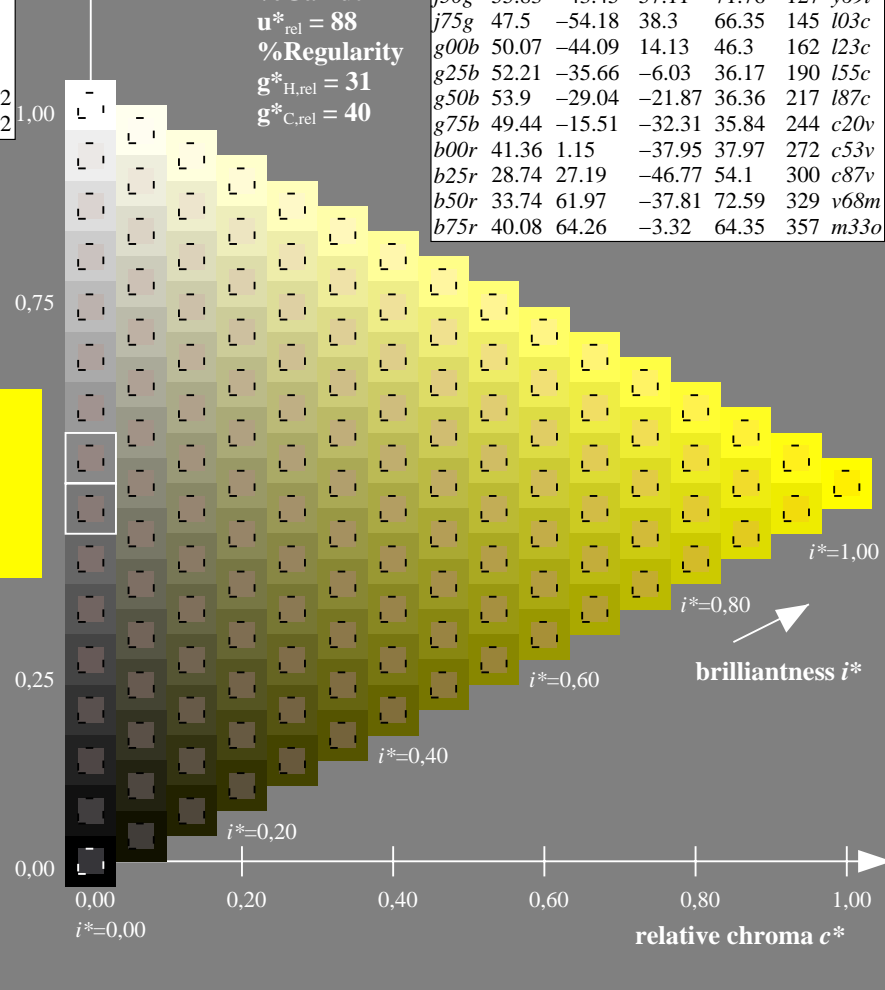
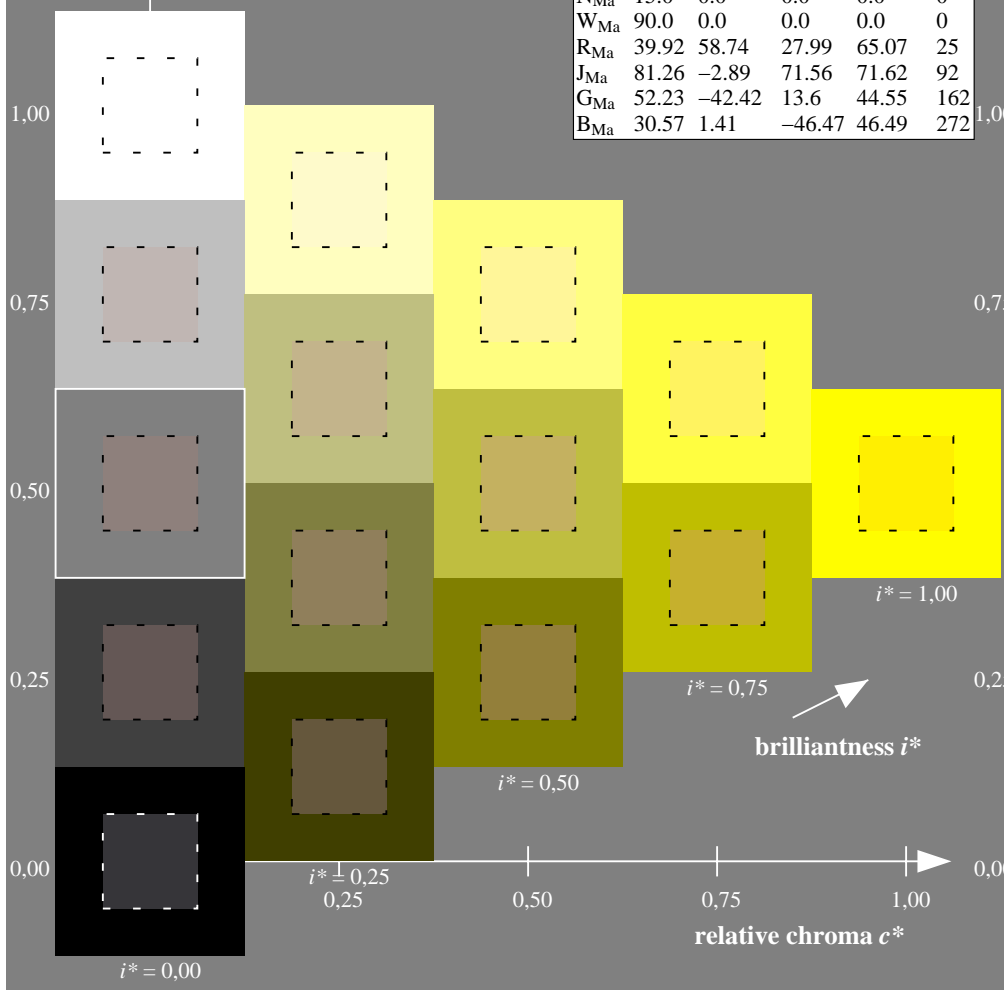
%Regularity

$g^*_{H,rel} = 31$

$g^*_{C,rel} = 40$

FRS15_90a; adapted (a) CIELAB data

	u^*_e	$L^*=L^*_a$	a^*_a	b^*_a	$C^*_{ab,a}$	$h^*_{ab,a}$	u^*_d
r00j	39.18	56.94	27.13	63.07	25	m81o	
r25j	42.41	49.1	44.5	66.26	42	o10y	
r50j	52.78	35.22	58.37	68.17	59	o40y	
r75j	64.82	19.12	74.47	76.89	76	o69y	
j00g	82.06	-3.94	97.52	97.6	92	o98y	
j25g	67.26	-26.87	74.67	79.36	110	y34l	
j50g	55.83	-43.45	57.11	71.76	127	y69l	
j75g	47.5	-54.18	38.3	66.35	145	l03c	
g00b	50.07	-44.09	14.13	46.3	162	l23c	
g25b	52.21	-35.66	-6.03	36.17	190	l55c	
g50b	53.9	-29.04	-21.87	36.36	217	l87c	
g75b	49.44	-15.51	-32.31	35.84	244	c20c	
b00r	41.36	1.15	-37.95	37.97	272	c53v	
b25r	28.74	27.19	-46.77	54.1	300	c87v	
b50r	33.74	61.97	-37.81	72.59	329	v68m	
b75r	40.08	64.26	-3.32	64.35	357	m33o	



Input and output: Colorimetric Printer Reflective System FRS15_90a for relative CIELAB hue $h^* = lab^*h^* = h_{ab}/360 = 0.305$
 data for any colour:

$u^*_e = j25g$

lab^*tch^* and lab^*icu^*

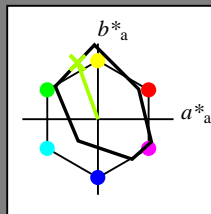
Hue texts:

$u^*_e = j25g$ $u^*_d = y34l$

contrast reduction factor:

$c_R = 0.9$

triangle lightness t^*



FRS15_90a; adapted (a) CIELAB data

	u^*_e	$L^*=L^*_a$	a^*_a	b^*_a	$C^*_{ab,a}$	$h^*_{ab,a}$
O _{Ma}	38.8	53.92	39.68	66.95	36	
Y _{Ma}	82.58	-4.64	98.22	98.33	93	
L _{Ma}	46.95	-56.34	43.46	71.15	142	
C _{Ma}	54.62	-26.2	-28.68	38.85	228	
V _{Ma}	20.01	45.2	-52.87	69.56	311	
M _{Ma}	40.88	70.68	-29.99	76.78	337	
N _{Ma}	15.0	0.0	0.0	0.0	0	
W _{Ma}	90.0	0.0	0.0	0.0	0	
R _{Ma}	39.92	58.74	27.99	65.07	25	
J _{Ma}	81.26	-2.89	71.56	71.62	92	
G _{Ma}	52.23	-42.42	13.6	44.55	162	
B _{Ma}	30.57	1.41	-46.47	46.49	272	

Data for maximum colour (Ma):

$LAB^*LAB^*_{Ma}$: 67 -27 75

$LAB^*LCH^*_{Ma}$: 67 79 109

$lab^*rgb^*_{Ma}$: 0.75 1.0 0.0

$lab^*olv^*_{Ma}$: 0.66 1.0 0.0

triangle lightness t^*

%Gamut

$u^*_{rel} = 88$

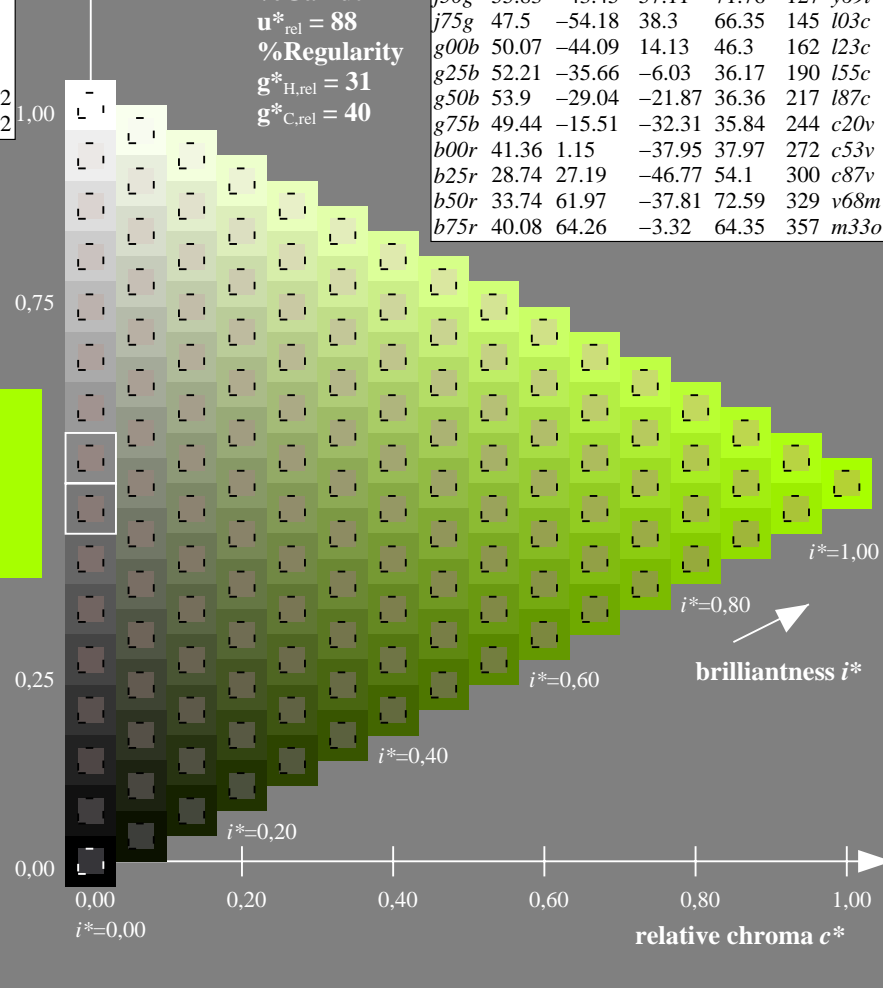
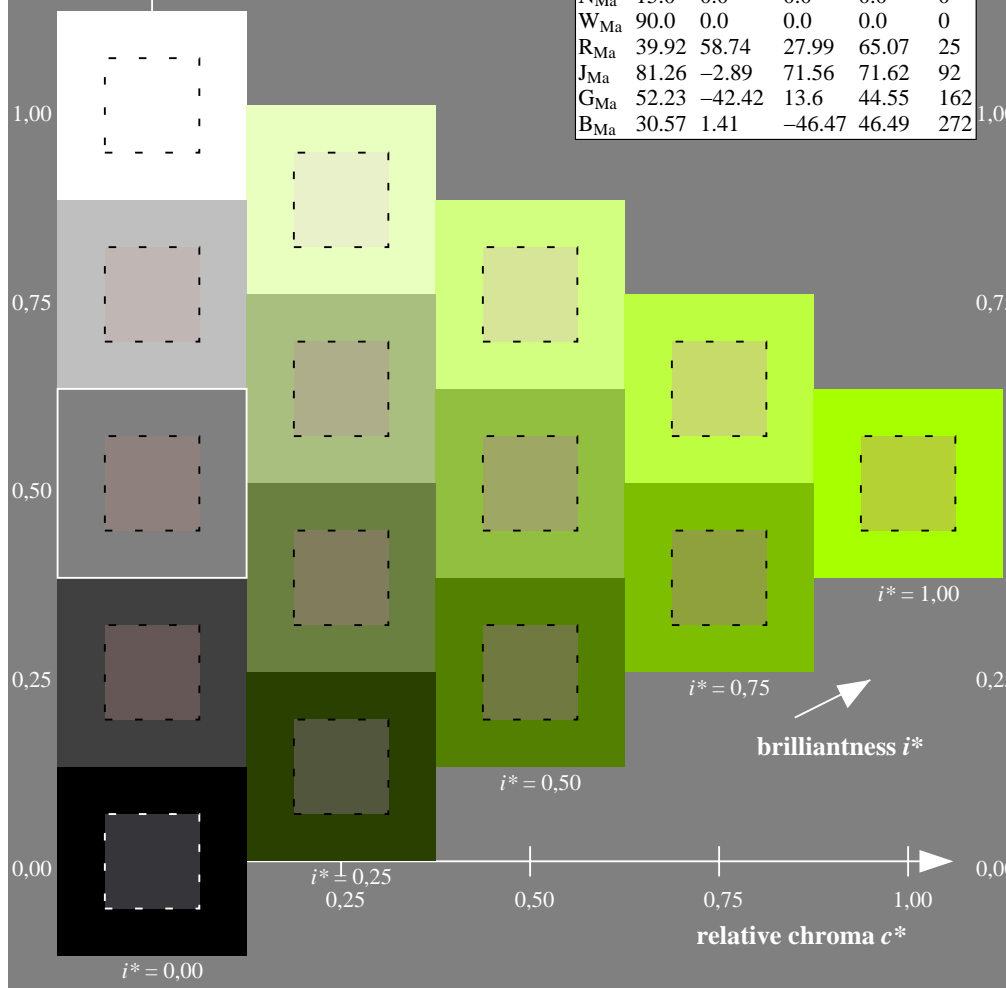
%Regularity

$g^*_{H,rel} = 31$

$g^*_{C,rel} = 40$

FRS15_90a; adapted (a) CIELAB data

	u^*_e	$L^*=L^*_a$	a^*_a	b^*_a	$C^*_{ab,a}$	$h^*_{ab,a}$	u^*_d
r00j	39.18	56.94	27.13	63.07	25	m81o	
r25j	42.41	49.1	44.5	66.26	42	o10y	
r50j	52.78	35.22	58.37	68.17	59	o40y	
r75j	64.82	19.12	74.47	76.89	76	o69y	
j00g	82.06	-3.94	97.52	97.6	92	o98y	
j25g	67.26	-26.87	74.67	79.36	110	y34l	
j50g	55.83	-43.45	57.11	71.76	127	y69l	
j75g	47.5	-54.18	38.3	66.35	145	l03c	
g00b	50.07	-44.09	14.13	46.3	162	l23c	
g25b	52.21	-35.66	-6.03	36.17	190	l55c	
g50b	53.9	-29.04	-21.87	36.36	217	l87c	
g75b	49.44	-15.51	-32.31	35.84	244	c20c	
b00r	41.36	1.15	-37.95	37.97	272	c53v	
b25r	28.74	27.19	-46.77	54.1	300	c87v	
b50r	33.74	61.97	-37.81	72.59	329	v68m	
b75r	40.08	64.26	-3.32	64.35	357	m33o	



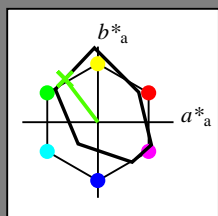
See for similar files: <http://www.ps.bam.de/Ee37/>; www.ps.bam.de/Ee37/
 Technical information: <http://www.ps.bam.de> Version 2.1, io=1,1, CIELAB, ColSpX=0

BAM registration: 20081001-Ee37/10L/L37E00FP.PS/ .PDF BAM material: code=rh4ta
 application for evaluation and measurement of printer or monitor systems

Input and output: Colorimetric Printer Reflective System FRS15_90a for relative CIELAB hue $h^* = lab^*h^* = h_{ab}/360 = 0.354$
 data for any colour:
 lab^*tch^* and lab^*icu^*

$u^*_e = j50g$

Hue texts:
 $u^*_e = j50g$ $u^*_d = y69l$
 contrast reduction factor:
 $c_R = 0.9$
 triangle lightness t^*



FRS15_90a; adapted (a) CIELAB data

	u^*_e	$L^*=L^*_a$	a^*_a	b^*_a	$C^*_{ab,a}$	$h^*_{ab,a}$
O _{Ma}	38.8	53.92	39.68	66.95	36	
Y _{Ma}	82.58	-4.64	98.22	98.33	93	
L _{Ma}	46.95	-56.34	43.46	71.15	142	
C _{Ma}	54.62	-26.2	-28.68	38.85	228	
V _{Ma}	20.01	45.2	-52.87	69.56	311	
M _{Ma}	40.88	70.68	-29.99	76.78	337	
N _{Ma}	15.0	0.0	0.0	0.0	0	
W _{Ma}	90.0	0.0	0.0	0.0	0	
R _{Ma}	39.92	58.74	27.99	65.07	25	
J _{Ma}	81.26	-2.89	71.56	71.62	92	
G _{Ma}	52.23	-42.42	13.6	44.55	162	
B _{Ma}	30.57	1.41	-46.47	46.49	272	

Data for maximum colour (Ma):

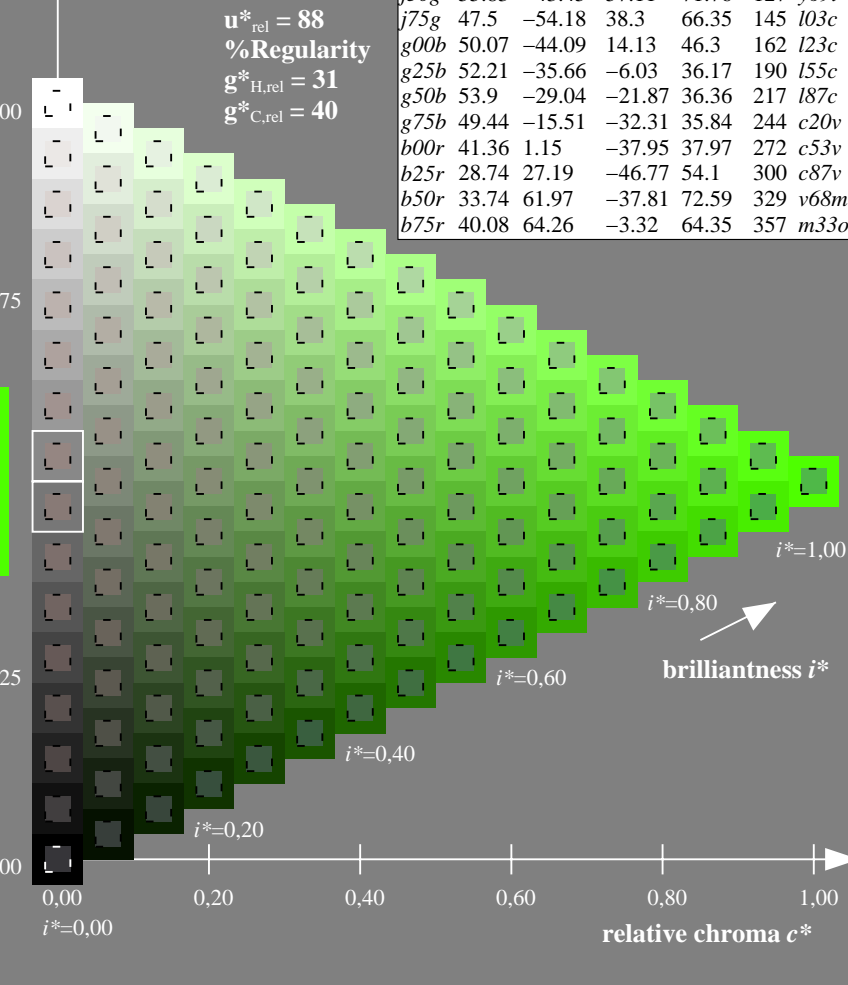

$LAB^*LAB^*_{Ma}$: 56 -43 57
 $LAB^*LCH^*_{Ma}$: 56 72 127
 $lab^*rgb^*_{Ma}$: 0.5 1.0 0.0
 $lab^*olv^*_{Ma}$: 0.3 1.0 0.0

FRS15_90a; adapted (a) CIELAB data

	u^*_e	$L^*=L^*_a$	a^*_a	b^*_a	$C^*_{ab,a}$	$h^*_{ab,a}$	u^*_d
r00j	39.18	56.94	27.13	63.07	25	m81o	
r25j	42.41	49.1	44.5	66.26	42	o10y	
r50j	52.78	35.22	58.37	68.17	59	o40y	
r75j	64.82	19.12	74.47	76.89	76	o69y	
j00g	82.06	-3.94	97.52	97.6	92	o98y	
j25g	67.26	-26.87	74.67	79.36	110	y34l	
j50g	55.83	-43.45	57.11	71.76	127	y69l	
j75g	47.5	-54.18	38.3	66.35	145	l03c	
g00b	50.07	-44.09	14.13	46.3	162	l23c	
g25b	52.21	-35.66	-6.03	36.17	190	l55c	
g50b	53.9	-29.04	-21.87	36.36	217	l87c	
g75b	49.44	-15.51	-32.31	35.84	244	c20v	
b00r	41.36	1.15	-37.95	37.97	272	c53v	
b25r	28.74	27.19	-46.77	54.1	300	c87v	
b50r	33.74	61.97	-37.81	72.59	329	v68m	
b75r	40.08	64.26	-3.32	64.35	357	m33o	

triangle lightness t^*

%Gamut
 $u^*_{rel} = 88$
 %Regularity
 $g^*_{H,rel} = 31$
 $g^*_{C,rel} = 40$



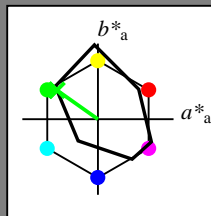
BAM registration: 20081001-Ee37/10L/L37E00FP.PS/ .PDF
 application for evaluation and measurement of printer or monitor systems
 BAM material: code=rh4ta

See for similar files: <http://www.ps.bam.de/Ee37/>; www.ps.bam.de/Ee.HTM
 Technical information: <http://www.ps.bam.de> Version 2.1, io=1,1, CIELAB, ColSpX=0

Input and output: Colorimetric Printer Reflective System FRS15_90a for relative CIELAB hue $h^* = lab^*h^* = h_{ab}/360 = 0.402$
 data for any colour:

$u^*_e = j75g$

lab^*tch^* and lab^*icu^*
 Hue texts:
 $u^*_e = j75g$ $u^*_d = i03c$
 contrast reduction factor:
 $c_R = 0.9$
 triangle lightness t^*



FRS15_90a; adapted (a) CIELAB data

	u^*_e	$L^*=L^*_a$	a^*_a	b^*_a	$C^*_{ab,a}$	$h^*_{ab,a}$
O _{Ma}	38.8	53.92	39.68	66.95	36	
Y _{Ma}	82.58	-4.64	98.22	98.33	93	
L _{Ma}	46.95	-56.34	43.46	71.15	142	
C _{Ma}	54.62	-26.2	-28.68	38.85	228	
V _{Ma}	20.01	45.2	-52.87	69.56	311	
M _{Ma}	40.88	70.68	-29.99	76.78	337	
N _{Ma}	15.0	0.0	0.0	0.0	0	
W _{Ma}	90.0	0.0	0.0	0.0	0	
R _{Ma}	39.92	58.74	27.99	65.07	25	
J _{Ma}	81.26	-2.89	71.56	71.62	92	
G _{Ma}	52.23	-42.42	13.6	44.55	162	
B _{Ma}	30.57	1.41	-46.47	46.49	272	

Data for maximum colour (Ma):

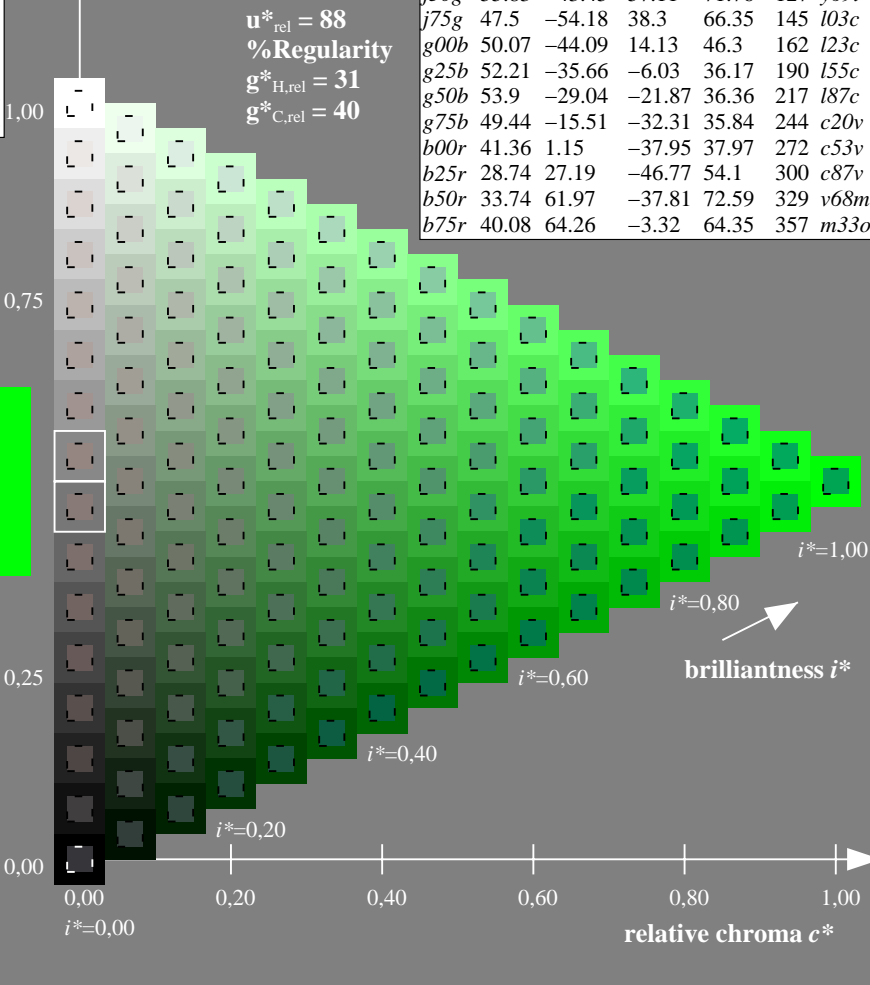

$LAB^*LAB^*_{Ma}$: 48 -54 38
 $LAB^*LCH^*_{Ma}$: 48 66 144
 $lab^*rgb^*_{Ma}$: 0.25 1.0 0.0
 $lab^*olv^*_{Ma}$: 0.0 1.0 0.03

FRS15_90a; adapted (a) CIELAB data

	u^*_e	$L^*=L^*_a$	a^*_a	b^*_a	$C^*_{ab,a}$	$h^*_{ab,a}$	u^*_d
r00j	39.18	56.94	27.13	63.07	25	m81o	
r25j	42.41	49.1	44.5	66.26	42	o10y	
r50j	52.78	35.22	58.37	68.17	59	o40y	
r75j	64.82	19.12	74.47	76.89	76	o69y	
j00g	82.06	-3.94	97.52	97.6	92	o98y	
j25g	67.26	-26.87	74.67	79.36	110	y34l	
j50g	55.83	-43.45	57.11	71.76	127	y69l	
j75g	47.5	-54.18	38.3	66.35	145	i03c	
g00b	50.07	-44.09	14.13	46.3	162	i23c	
g25b	52.21	-35.66	-6.03	36.17	190	i55c	
g50b	53.9	-29.04	-21.87	36.36	217	i87c	
g75b	49.44	-15.51	-32.31	35.84	244	c20v	
b00r	41.36	1.15	-37.95	37.97	272	c53v	
b25r	28.74	27.19	-46.77	54.1	300	c87v	
b50r	33.74	61.97	-37.81	72.59	329	v68m	
b75r	40.08	64.26	-3.32	64.35	357	m33o	

triangle lightness t^*

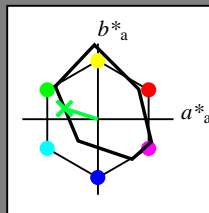
%Gamut
 $u^*_{rel} = 88$
 %Regularity
 $g^*_{H,rel} = 31$
 $g^*_{C,rel} = 40$



See for similar files: <http://www.ps.bam.de/Ee37/>; www.ps.bam.de/Ee.HTM
 Technical information: <http://www.ps.bam.de> Version 2.1, io=1,1, CIELAB, ColSpX=0

Input and output: Colorimetric Printer Reflective System FRS15_90a for relative CIELAB hue $h^* = lab^*h^* = h_{ab}/360 = 0.451$
 data for any colour:
 lab^*tch^* and lab^*icu^*

Hue texts:
 $u^*_e = g00b$ $u^*_d = l23c$
 contrast reduction factor:
 $c_R = 0.9$
 triangle lightness t^*



FRS15_90a; adapted (a) CIELAB data

	u^*_e	$L^*=L^*_a$	a^*_a	b^*_a	$C^*_{ab,a}$	$h^*_{ab,a}$
O _{Ma}	38.8	53.92	39.68	66.95	36	
Y _{Ma}	82.58	-4.64	98.22	98.33	93	
L _{Ma}	46.95	-56.34	43.46	71.15	142	
C _{Ma}	54.62	-26.2	-28.68	38.85	228	
V _{Ma}	20.01	45.2	-52.87	69.56	311	
M _{Ma}	40.88	70.68	-29.99	76.78	337	
N _{Ma}	15.0	0.0	0.0	0.0	0	
W _{Ma}	90.0	0.0	0.0	0.0	0	
R _{Ma}	39.92	58.74	27.99	65.07	25	
J _{Ma}	81.26	-2.89	71.56	71.62	92	
G _{Ma}	52.23	-42.42	13.6	44.55	162	
B _{Ma}	30.57	1.41	-46.47	46.49	272	

Data for maximum colour (Ma):

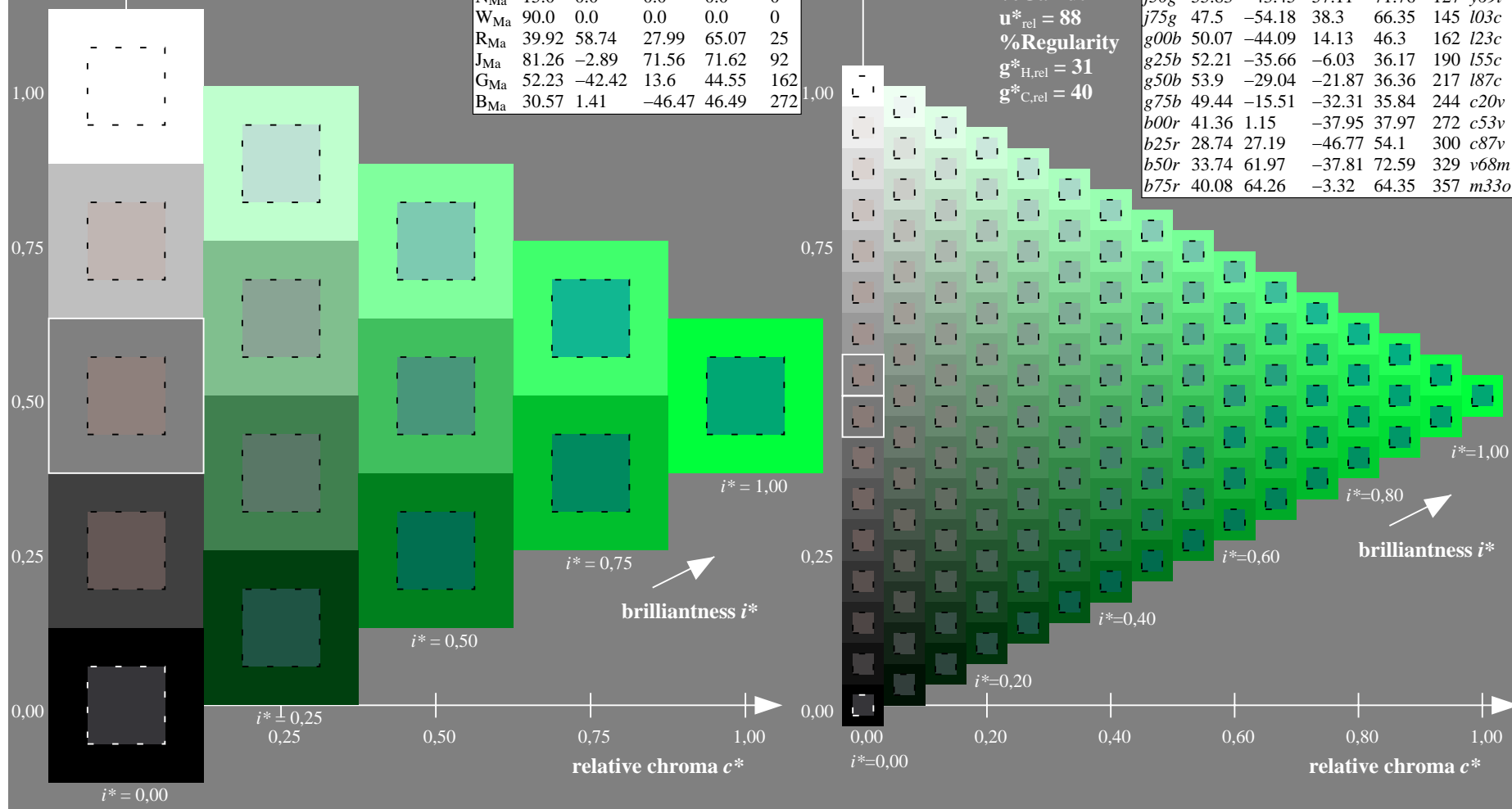
$LAB^*LAB^*_{Ma}$: 50 -44 14
 $LAB^*LCH^*_{Ma}$: 50 46 162
 $lab^*rgb^*_{Ma}$: 0.0 1.0 0.0
 $lab^*olv^*_{Ma}$: 0.0 1.0 0.23

FRS15_90a; adapted (a) CIELAB data

	u^*_e	$L^*=L^*_a$	a^*_a	b^*_a	$C^*_{ab,a}$	$h^*_{ab,a}$	u^*_d
r00j	39.18	56.94	27.13	63.07	25	m81o	
r25j	42.41	49.1	44.5	66.26	42	o10y	
r50j	52.78	35.22	58.37	68.17	59	o40y	
r75j	64.82	19.12	74.47	76.89	76	o69y	
j00g	82.06	-3.94	97.52	97.6	92	o98y	
j25g	67.26	-26.87	74.67	79.36	110	y34l	
j50g	55.83	-43.45	57.11	71.76	127	y69l	
j75g	47.5	-54.18	38.3	66.35	145	l03c	
g00b	50.07	-44.09	14.13	46.3	162	l23c	
g25b	52.21	-35.66	-6.03	36.17	190	l55c	
g50b	53.9	-29.04	-21.87	36.36	217	l87c	
g75b	49.44	-15.51	-32.31	35.84	244	c20v	
b00r	41.36	1.15	-37.95	37.97	272	c53v	
b25r	28.74	27.19	-46.77	54.1	300	c87v	
b50r	33.74	61.97	-37.81	72.59	329	v68m	
b75r	40.08	64.26	-3.32	64.35	357	m33o	

triangle lightness t^*

%Gamut
 $u^*_{rel} = 88$
 %Regularity
 $g^*_{H,rel} = 31$
 $g^*_{C,rel} = 40$



See for similar files: <http://www.ps.bam.de/Ee37/>; www.ps.bam.de/Ee37/10L/L37E00FP.PS/.PDF
 Technical information: <http://www.ps.bam.de> Version 2.1, io=1,1, CIELAB, ColSpX=0

BAM registration: 20081001-Ee37/10L/L37E00FP.PS/ .PDF BAM material: code=rh4ta
 application for evaluation and measurement of printer or monitor systems

Input and output: Colorimetric Printer Reflective System FRS15_90a for relative CIELAB hue $h^* = lab^*h^* = h_{ab}/360 = 0.527$

$u^*_e = g25b$

data for any colour:

lab^*tch^* and lab^*icu^*

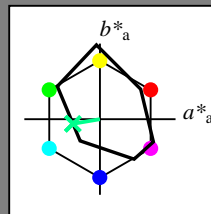
Hue texts:

$u^*_e = g25b$ $u^*_d = l55c$

contrast reduction factor:

$c_R = 0.9$

triangle lightness t^*



FRS15_90a; adapted (a) CIELAB data

	u^*_e	$L^*=L^*_a$	a^*_a	b^*_a	$C^*_{ab,a}$	$h^*_{ab,a}$
O _{Ma}	38.8	53.92	39.68	66.95	36	
Y _{Ma}	82.58	-4.64	98.22	98.33	93	
L _{Ma}	46.95	-56.34	43.46	71.15	142	
C _{Ma}	54.62	-26.2	-28.68	38.85	228	
V _{Ma}	20.01	45.2	-52.87	69.56	311	
M _{Ma}	40.88	70.68	-29.99	76.78	337	
N _{Ma}	15.0	0.0	0.0	0.0	0	
W _{Ma}	90.0	0.0	0.0	0.0	0	
R _{Ma}	39.92	58.74	27.99	65.07	25	
J _{Ma}	81.26	-2.89	71.56	71.62	92	
G _{Ma}	52.23	-42.42	13.6	44.55	162	
B _{Ma}	30.57	1.41	-46.47	46.49	272	

Data for maximum colour (Ma):

$LAB^*LAB^*_{Ma}: 52 -36 -6$

$LAB^*LCH^*_{Ma}: 52 36 189$

$lab^*rgb^*_{Ma}: 0.0 1.0 0.5$

$lab^*olv^*_{Ma}: 0.0 1.0 0.55$

triangle lightness t^*

%Gamut

$u^*_{rel} = 88$

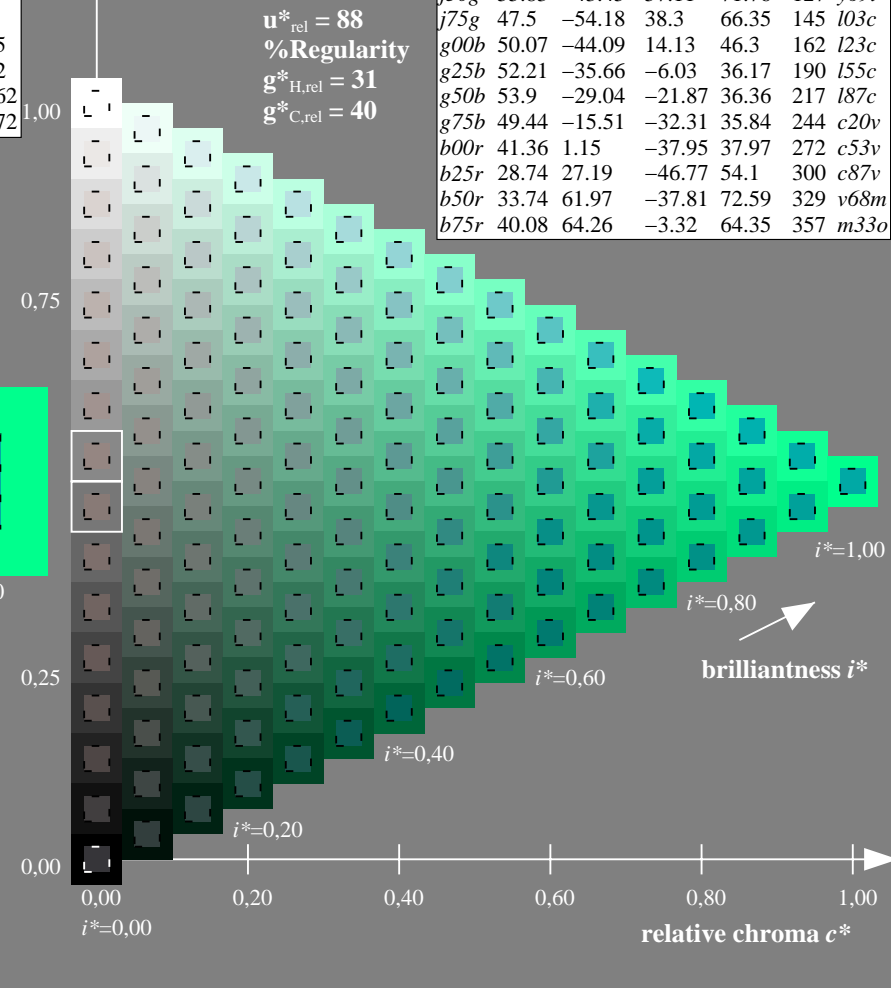
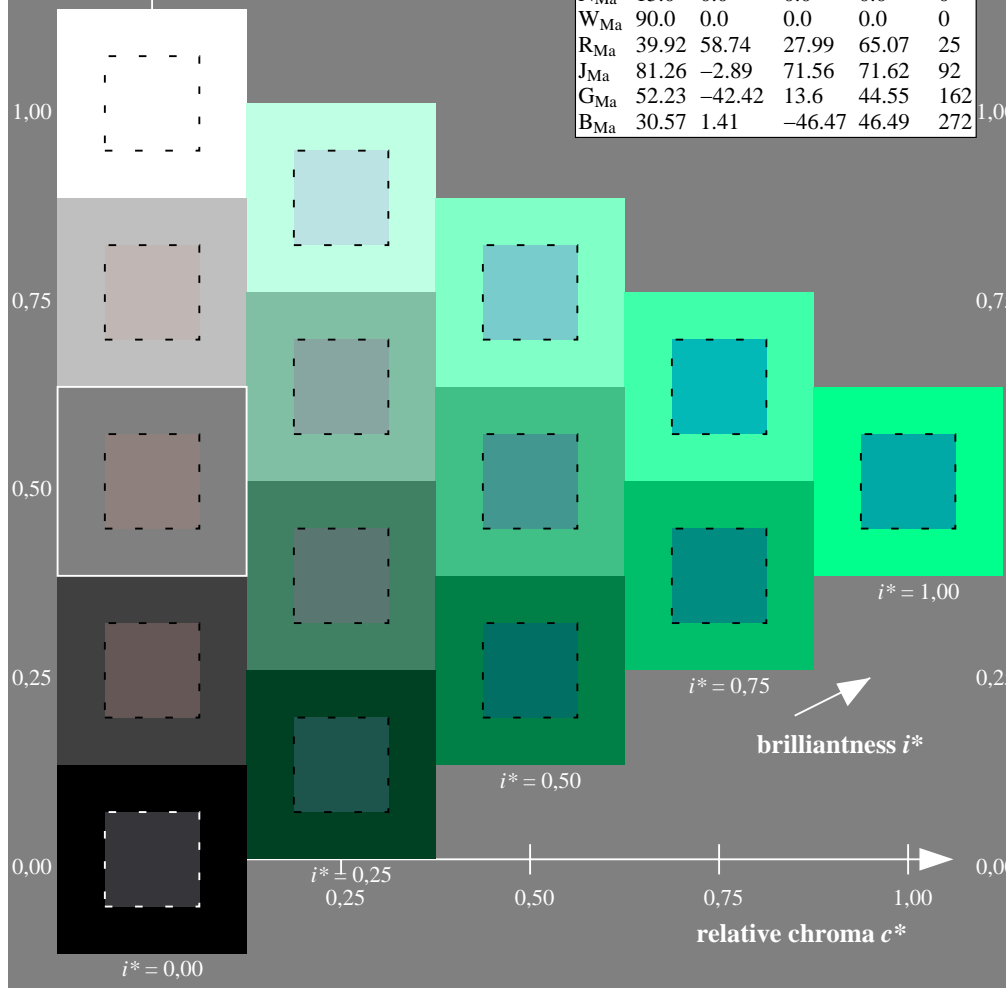
%Regularity

$g^*_{H,rel} = 31$

$g^*_{C,rel} = 40$

FRS15_90a; adapted (a) CIELAB data

	u^*_e	$L^*=L^*_a$	a^*_a	b^*_a	$C^*_{ab,a}$	$h^*_{ab,a}$	u^*_d
r00j	39.18	56.94	27.13	63.07	25	m81o	
r25j	42.41	49.1	44.5	66.26	42	o10y	
r50j	52.78	35.22	58.37	68.17	59	o40y	
r75j	64.82	19.12	74.47	76.89	76	o69y	
j00g	82.06	-3.94	97.52	97.6	92	o98y	
j25g	67.26	-26.87	74.67	79.36	110	y34l	
j50g	55.83	-43.45	57.11	71.76	127	y69l	
j75g	47.5	-54.18	38.3	66.35	145	l03c	
g00b	50.07	-44.09	14.13	46.3	162	l23c	
g25b	52.21	-35.66	-6.03	36.17	190	l55c	
g50b	53.9	-29.04	-21.87	36.36	217	l87c	
g75b	49.44	-15.51	-32.31	35.84	244	c20v	
b00r	41.36	1.15	-37.95	37.97	272	c53v	
b25r	28.74	27.19	-46.77	54.1	300	c87v	
b50r	33.74	61.97	-37.81	72.59	329	v68m	
b75r	40.08	64.26	-3.32	64.35	357	m33o	



Input and output: Colorimetric Printer Reflective System FRS15_90a for relative CIELAB hue $h^* = lab^*h^* = h_{ab}/360 = 0.603$

$u^*_e = g50b$

data for any colour:

lab^*tch^* and lab^*icu^*

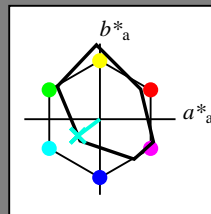
Hue texts:

$u^*_e = g50b$ $u^*_d = l87c$

contrast reduction factor:

$c_R = 0.9$

triangle lightness t^*



FRS15_90a; adapted (a) CIELAB data

	u^*_e	$L^*=L^*_a$	a^*_a	b^*_a	$C^*_{ab,a}$	$h^*_{ab,a}$
O _{Ma}	38.8	53.92	39.68	66.95	36	
Y _{Ma}	82.58	-4.64	98.22	98.33	93	
L _{Ma}	46.95	-56.34	43.46	71.15	142	
C _{Ma}	54.62	-26.2	-28.68	38.85	228	
V _{Ma}	20.01	45.2	-52.87	69.56	311	
M _{Ma}	40.88	70.68	-29.99	76.78	337	
N _{Ma}	15.0	0.0	0.0	0.0	0	
W _{Ma}	90.0	0.0	0.0	0.0	0	
R _{Ma}	39.92	58.74	27.99	65.07	25	
J _{Ma}	81.26	-2.89	71.56	71.62	92	
G _{Ma}	52.23	-42.42	13.6	44.55	162	
B _{Ma}	30.57	1.41	-46.47	46.49	272	

Data for maximum colour (Ma):

$LAB^*LAB^*_{Ma}$: 54 -29 -22

$LAB^*LCH^*_{Ma}$: 54 36 216

$lab^*rgb^*_{Ma}$: 0.0 1.0 1.0

$lab^*olv^*_{Ma}$: 0.0 1.0 0.88

triangle lightness t^*

%Gamut

$u^*_{rel} = 88$

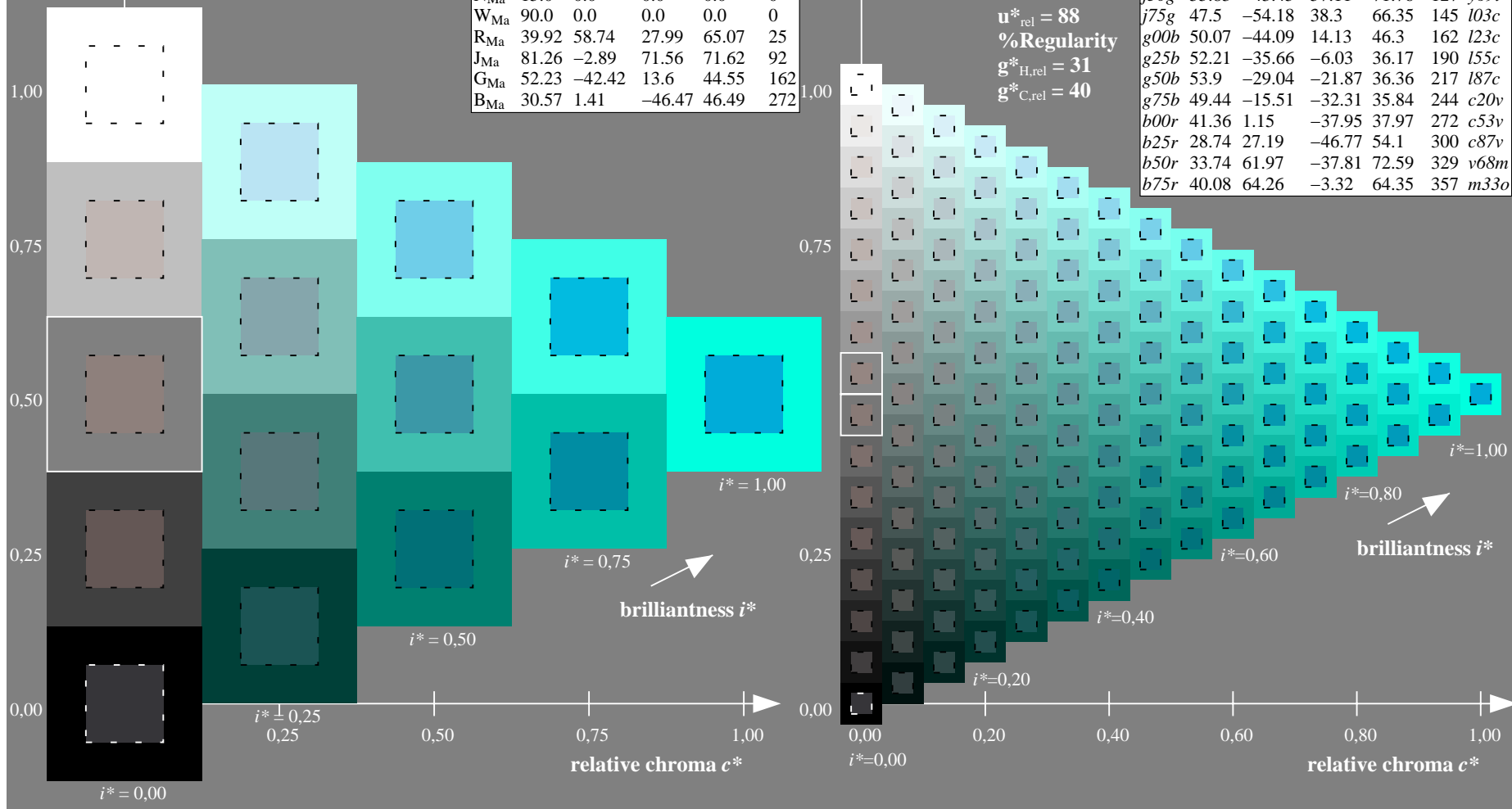
%Regularity

$g^*_{H,rel} = 31$

$g^*_{C,rel} = 40$

FRS15_90a; adapted (a) CIELAB data

	u^*_e	$L^*=L^*_a$	a^*_a	b^*_a	$C^*_{ab,a}$	$h^*_{ab,a}$	u^*_d
r00j	39.18	56.94	27.13	63.07	25	m81o	
r25j	42.41	49.1	44.5	66.26	42	o10y	
r50j	52.78	35.22	58.37	68.17	59	o40y	
r75j	64.82	19.12	74.47	76.89	76	o69y	
j00g	82.06	-3.94	97.52	97.6	92	o98y	
j25g	67.26	-26.87	74.67	79.36	110	y34l	
j50g	55.83	-43.45	57.11	71.76	127	y69l	
j75g	47.5	-54.18	38.3	66.35	145	l03c	
g00b	50.07	-44.09	14.13	46.3	162	l23c	
g25b	52.21	-35.66	-6.03	36.17	190	l55c	
g50b	53.9	-29.04	-21.87	36.36	217	l87c	
g75b	49.44	-15.51	-32.31	35.84	244	c20v	
b00r	41.36	1.15	-37.95	37.97	272	c53v	
b25r	28.74	27.19	-46.77	54.1	300	c87v	
b50r	33.74	61.97	-37.81	72.59	329	v68m	
b75r	40.08	64.26	-3.32	64.35	357	m33o	



Input and output: Colorimetric Printer Reflective System FRS15_90a for relative CIELAB hue $h^* = lab^*h^* = h_{ab}/360 = 0.679$

$u^*_e = g75b$

data for any colour:

lab^*tch^* and lab^*icu^*

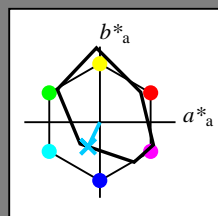
Hue texts:

$u^*_e = g75b$ $u^*_d = c20v$

contrast reduction factor:

$c_R = 0.9$

triangle lightness t^*



FRS15_90a; adapted (a) CIELAB data

	u^*_e	$L^*=L^*_a$	a^*_a	b^*_a	$C^*_{ab,a}$	$h^*_{ab,a}$
O _{Ma}	38.8	53.92	39.68	66.95	36	
Y _{Ma}	82.58	-4.64	98.22	98.33	93	
L _{Ma}	46.95	-56.34	43.46	71.15	142	
C _{Ma}	54.62	-26.2	-28.68	38.85	228	
V _{Ma}	20.01	45.2	-52.87	69.56	311	
M _{Ma}	40.88	70.68	-29.99	76.78	337	
N _{Ma}	15.0	0.0	0.0	0.0	0	
W _{Ma}	90.0	0.0	0.0	0.0	0	
R _{Ma}	39.92	58.74	27.99	65.07	25	
J _{Ma}	81.26	-2.89	71.56	71.62	92	
G _{Ma}	52.23	-42.42	13.6	44.55	162	
B _{Ma}	30.57	1.41	-46.47	46.49	272	

Data for maximum colour (Ma):

$LAB^*LAB^*_{Ma}$: 49 -16 -32

$LAB^*LCH^*_{Ma}$: 49 36 244

$lab^*rgb^*_{Ma}$: 0.0 0.5 1.0

$lab^*olv^*_{Ma}$: 0.0 0.8 1.0

triangle lightness t^*

%Gamut

$u^*_{rel} = 88$

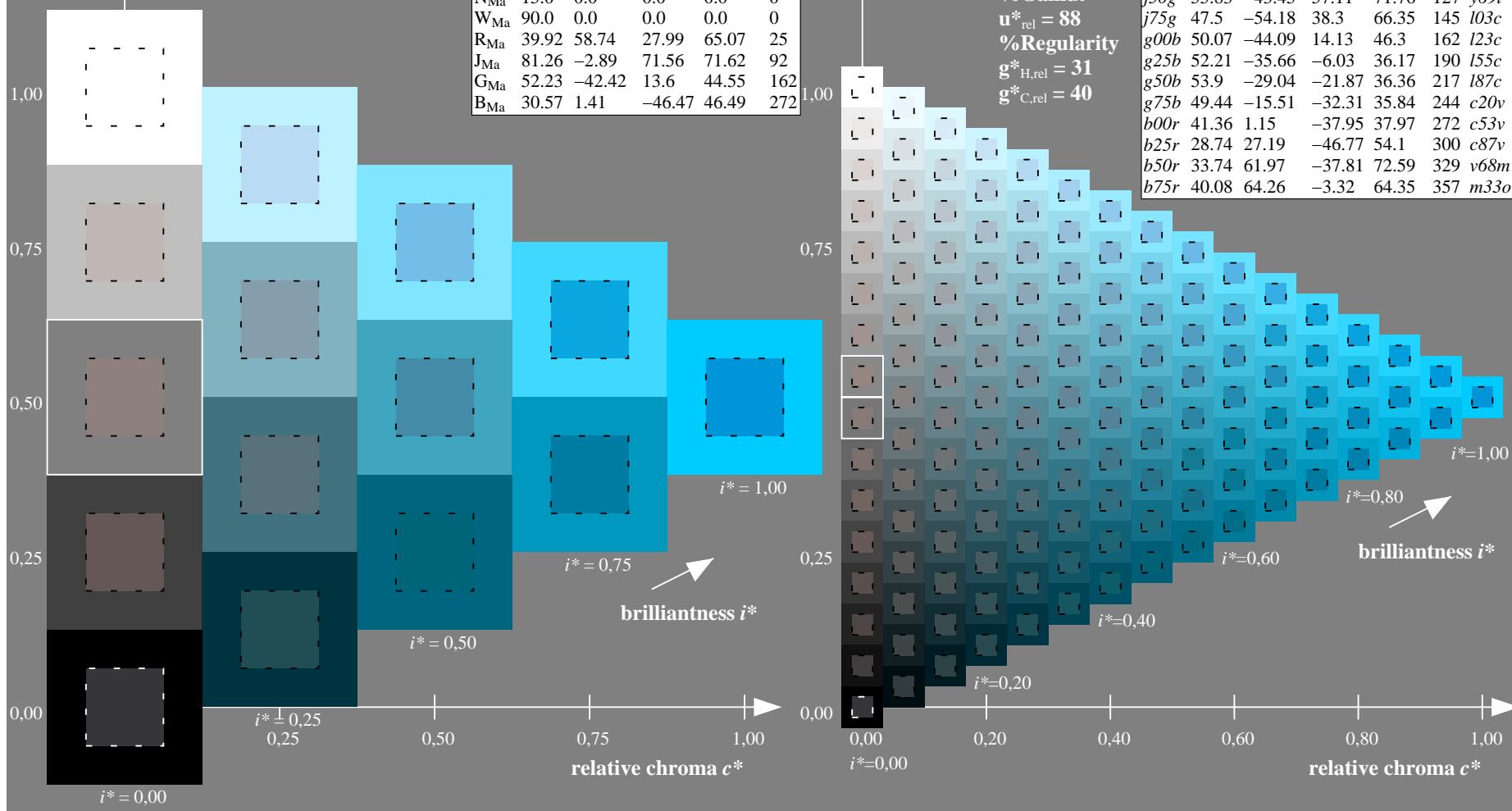
%Regularity

$g^*_{H,rel} = 31$

$g^*_{C,rel} = 40$

FRS15_90a; adapted (a) CIELAB data

	u^*_e	$L^*=L^*_a$	a^*_a	b^*_a	$C^*_{ab,a}$	$h^*_{ab,a}$	u^*_d
r00j	39.18	56.94	27.13	63.07	25	m81o	
r25j	42.41	49.1	44.5	66.26	42	o10y	
r50j	52.78	35.22	58.37	68.17	59	o40y	
r75j	64.82	19.12	74.47	76.89	76	o69y	
j00g	82.06	-3.94	97.52	97.6	92	o98y	
j25g	67.26	-26.87	74.67	79.36	110	y34l	
j50g	55.83	-43.45	57.11	71.76	127	y69l	
j75g	47.5	-54.18	38.3	66.35	145	l03c	
g00b	50.07	-44.09	14.13	46.3	162	l23c	
g25b	52.21	-35.66	-6.03	36.17	190	l55c	
g50b	53.9	-29.04	-21.87	36.36	217	l87c	
g75b	49.44	-15.51	-32.31	35.84	244	c20v	
b00r	41.36	1.15	-37.95	37.97	272	c53v	
b25r	28.74	27.19	-46.77	54.1	300	c87v	
b50r	33.74	61.97	-37.81	72.59	329	v68m	
b75r	40.08	64.26	-3.32	64.35	357	m33o	



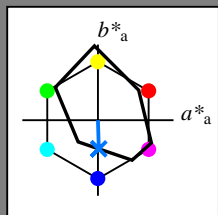
See for similar files: <http://www.ps.bam.de/Ee37/>; www.ps.bam.de/Ee.HTM
 Technical information: <http://www.ps.bam.de> Version 2.1, io=1,1, CIELAB, ColSpX=0

BAM registration: 20081001-Ee37/10L/L37E00FP.PS/ .PDF BAM material: code=rhadata
 application for evaluation and measurement of printer or monitor systems

Input and output: Colorimetric Printer Reflective System FRS15_90a for relative CIELAB hue $h^* = lab^*h^* = h_{ab}/360 = 0.755$

$u^*_e = b00r$

data for any colour:
 lab^*tch^* and lab^*icu^*
 Hue texts:
 $u^*_e = b00r$ $u^*_d = c53v$
 contrast reduction factor:
 $c_R = 0.9$
 triangle lightness t^*



FRS15_90a; adapted (a) CIELAB data

	u^*_e	$L^*=L^*_a$	a^*_a	b^*_a	$C^*_{ab,a}$	$h^*_{ab,a}$
O _{Ma}	38.8	53.92	39.68	66.95	36	
Y _{Ma}	82.58	-4.64	98.22	98.33	93	
L _{Ma}	46.95	-56.34	43.46	71.15	142	
C _{Ma}	54.62	-26.2	-28.68	38.85	228	
V _{Ma}	20.01	45.2	-52.87	69.56	311	
M _{Ma}	40.88	70.68	-29.99	76.78	337	
N _{Ma}	15.0	0.0	0.0	0.0	0	
W _{Ma}	90.0	0.0	0.0	0.0	0	
R _{Ma}	39.92	58.74	27.99	65.07	25	
J _{Ma}	81.26	-2.89	71.56	71.62	92	
G _{Ma}	52.23	-42.42	13.6	44.55	162	
B _{Ma}	30.57	1.41	-46.47	46.49	272	

Data for maximum colour (Ma):

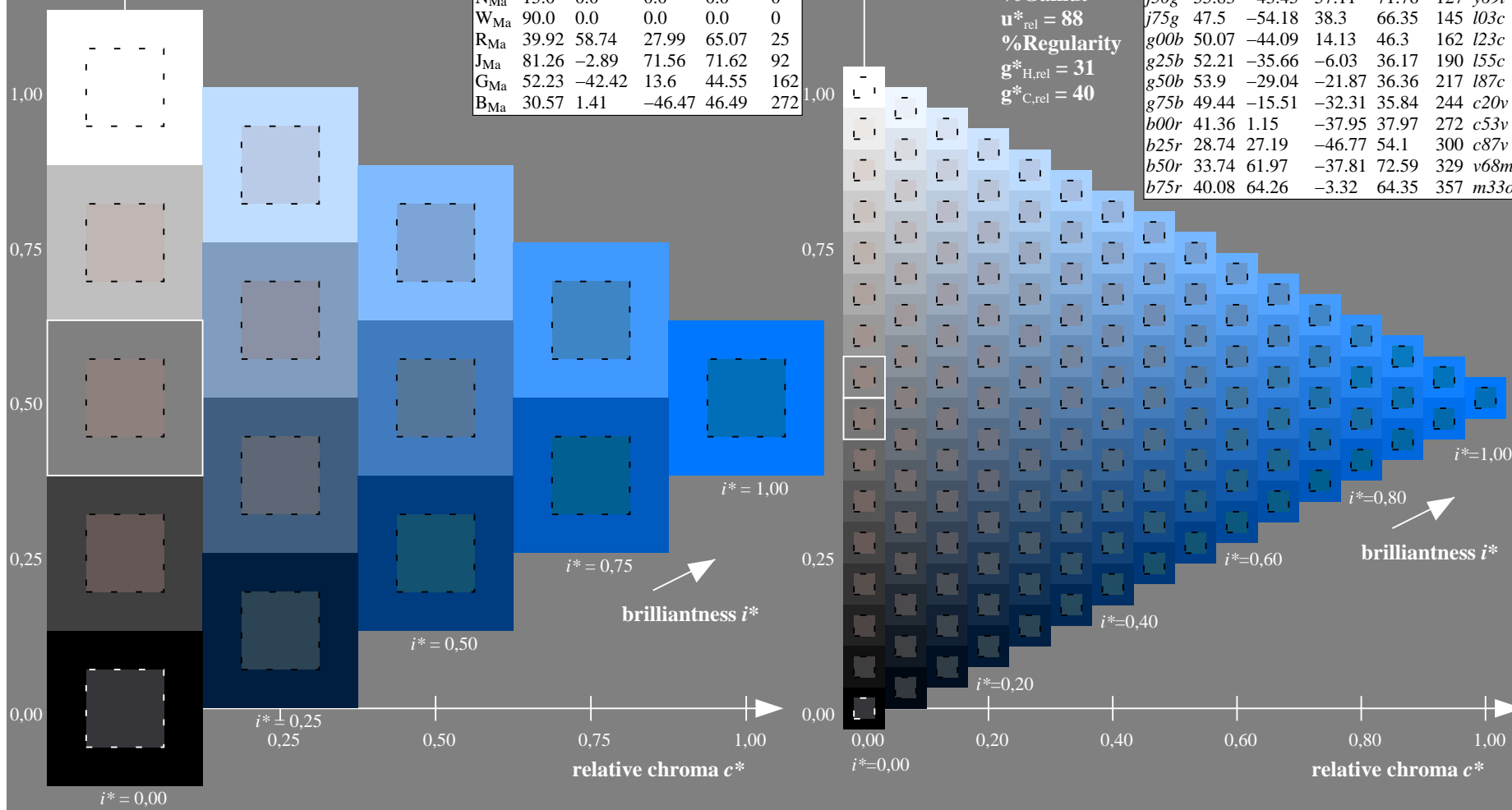
$LAB^*LAB^*_{Ma}$: 41 1 -38
 $LAB^*LCH^*_{Ma}$: 41 38 271
 $lab^*rgb^*_{Ma}$: 0.0 0.0 1.0
 $lab^*olv^*_{Ma}$: 0.0 0.47 1.0

FRS15_90a; adapted (a) CIELAB data

	u^*_e	$L^*=L^*_a$	a^*_a	b^*_a	$C^*_{ab,a}$	$h^*_{ab,a}$	u^*_d
r00j	39.18	56.94	27.13	63.07	25	m81o	
r25j	42.41	49.1	44.5	66.26	42	o10y	
r50j	52.78	35.22	58.37	68.17	59	o40y	
r75j	64.82	19.12	74.47	76.89	76	o69y	
j00g	82.06	-3.94	97.52	97.6	92	o98y	
j25g	67.26	-26.87	74.67	79.36	110	y34l	
j50g	55.83	-43.45	57.11	71.76	127	y69l	
j75g	47.5	-54.18	38.3	66.35	145	l03c	
g00b	50.07	-44.09	14.13	46.3	162	l23c	
g25b	52.21	-35.66	-6.03	36.17	190	l55c	
g50b	53.9	-29.04	-21.87	36.36	217	l87c	
g75b	49.44	-15.51	-32.31	35.84	244	c20v	
b00r	41.36	1.15	-37.95	37.97	272	c53v	
b25r	28.74	27.19	-46.77	54.1	300	c87v	
b50r	33.74	61.97	-37.81	72.59	329	v68m	
b75r	40.08	64.26	-3.32	64.35	357	m33o	

triangle lightness t^*

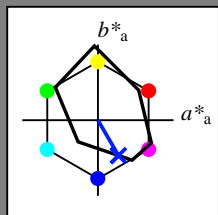
%Gamut
 $u^*_{rel} = 88$
 %Regularity
 $g^*_{H,rel} = 31$
 $g^*_{C,rel} = 40$



Input and output: Colorimetric Printer Reflective System FRS15_90a for relative CIELAB hue $h^* = lab^*h^* = h_{ab}/360 = 0.834$

$u^*_e = b25r$

data for any colour:
 lab^*tch^* and lab^*icu^*
 Hue texts:
 $u^*_e = b25r$ $u^*_d = c87v$
 contrast reduction factor:
 $c_R = 0.9$
 triangle lightness t^*



FRS15_90a; adapted (a) CIELAB data

	u^*_e	$L^*=L^*_a$	a^*_a	b^*_a	$C^*_{ab,a}$	$h^*_{ab,a}$
O _{Ma}	38.8	53.92	39.68	66.95	36	
Y _{Ma}	82.58	-4.64	98.22	98.33	93	
L _{Ma}	46.95	-56.34	43.46	71.15	142	
C _{Ma}	54.62	-26.2	-28.68	38.85	228	
V _{Ma}	20.01	45.2	-52.87	69.56	311	
M _{Ma}	40.88	70.68	-29.99	76.78	337	
N _{Ma}	15.0	0.0	0.0	0.0	0	
W _{Ma}	90.0	0.0	0.0	0.0	0	
R _{Ma}	39.92	58.74	27.99	65.07	25	
J _{Ma}	81.26	-2.89	71.56	71.62	92	
G _{Ma}	52.23	-42.42	13.6	44.55	162	
B _{Ma}	30.57	1.41	-46.47	46.49	272	

Data for maximum colour (Ma):

$LAB^*LAB^*_{Ma}$: 29 27 -47

$LAB^*LCH^*_{Ma}$: 29 54 300

$lab^*rgb^*_{Ma}$: 0.5 0.0 1.0

$lab^*olv^*_{Ma}$: 0.0 0.12 1.0

triangle lightness t^*

%Gamut

$u^*_{rel} = 88$

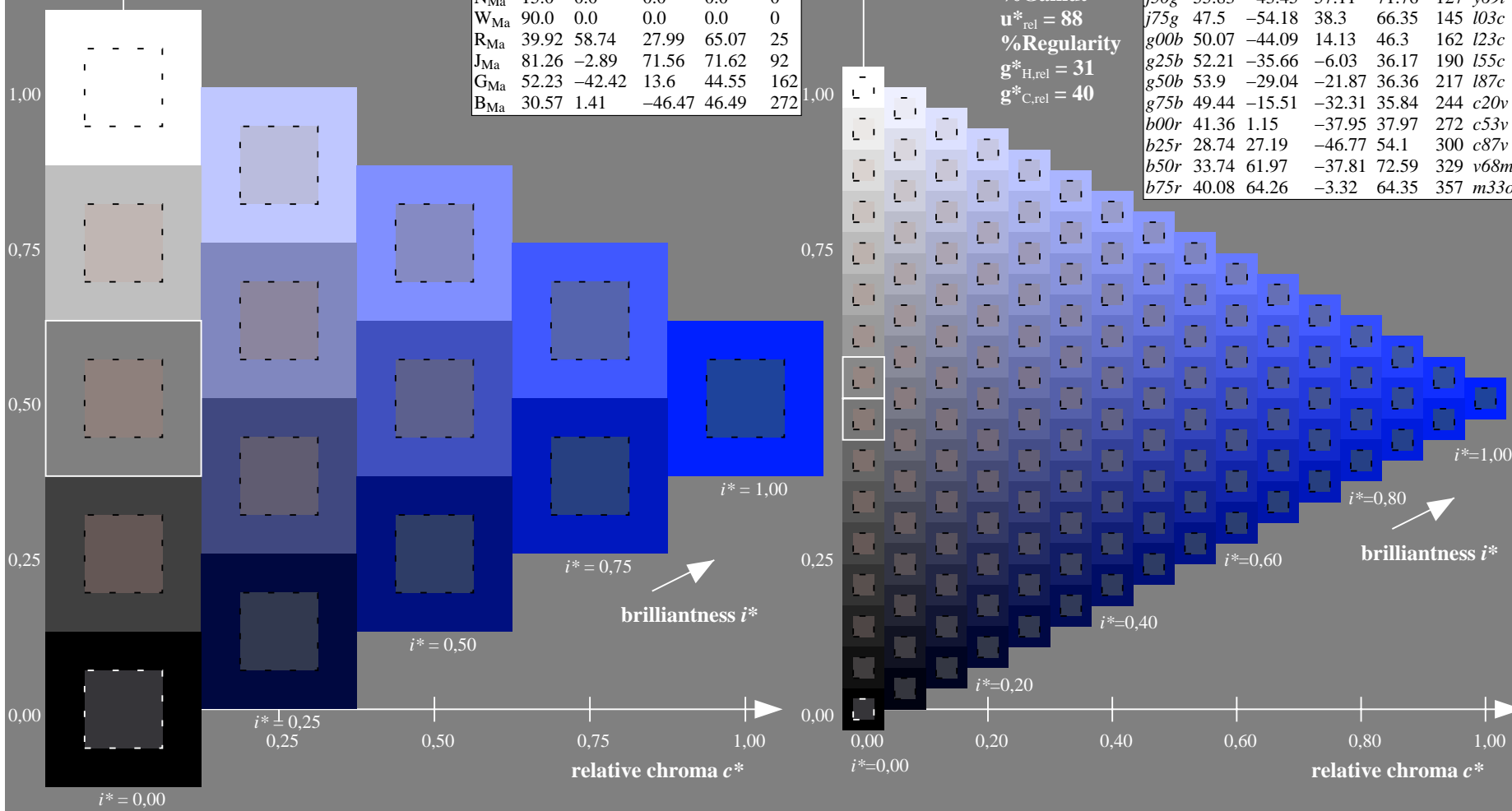
%Regularity

$g^*_{H,rel} = 31$

$g^*_{C,rel} = 40$

FRS15_90a; adapted (a) CIELAB data

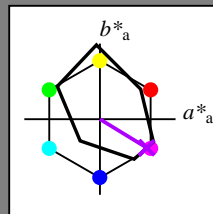
	u^*_e	$L^*=L^*_a$	a^*_a	b^*_a	$C^*_{ab,a}$	$h^*_{ab,a}$	u^*_d
r00j	39.18	56.94	27.13	63.07	25	m81o	
r25j	42.41	49.1	44.5	66.26	42	o10y	
r50j	52.78	35.22	58.37	68.17	59	o40y	
r75j	64.82	19.12	74.47	76.89	76	o69y	
j00g	82.06	-3.94	97.52	97.6	92	o98y	
j25g	67.26	-26.87	74.67	79.36	110	y34l	
j50g	55.83	-43.45	57.11	71.76	127	y69l	
j75g	47.5	-54.18	38.3	66.35	145	l03c	
g00b	50.07	-44.09	14.13	46.3	162	l23c	
g25b	52.21	-35.66	-6.03	36.17	190	l55c	
g50b	53.9	-29.04	-21.87	36.36	217	l87c	
g75b	49.44	-15.51	-32.31	35.84	244	c20v	
b00r	41.36	1.15	-37.95	37.97	272	c53v	
b25r	28.74	27.19	-46.77	54.1	300	c87v	
b50r	33.74	61.97	-37.81	72.59	329	v68m	
b75r	40.08	64.26	-3.32	64.35	357	m33o	



Input and output: Colorimetric Printer Reflective System FRS15_90a for relative CIELAB hue $h^* = lab^*h^* = h_{ab}/360 = 0.913$
 data for any colour:

$u^*_e = b50r$

lab^*tch^* and lab^*icu^*
 Hue texts:
 $u^*_e = b50r$ $u^*_d = v68m$
 contrast reduction factor:
 $c_R = 0.9$
 triangle lightness t^*



FRS15_90a; adapted (a) CIELAB data

	u^*_e	$L^*=L^*_a$	a^*_a	b^*_a	$C^*_{ab,a}$	$h^*_{ab,a}$
O _{Ma}	38.8	53.92	39.68	66.95	36	
Y _{Ma}	82.58	-4.64	98.22	98.33	93	
L _{Ma}	46.95	-56.34	43.46	71.15	142	
C _{Ma}	54.62	-26.2	-28.68	38.85	228	
V _{Ma}	20.01	45.2	-52.87	69.56	311	
M _{Ma}	40.88	70.68	-29.99	76.78	337	
N _{Ma}	15.0	0.0	0.0	0.0	0	
W _{Ma}	90.0	0.0	0.0	0.0	0	
R _{Ma}	39.92	58.74	27.99	65.07	25	
J _{Ma}	81.26	-2.89	71.56	71.62	92	
G _{Ma}	52.23	-42.42	13.6	44.55	162	
B _{Ma}	30.57	1.41	-46.47	46.49	272	

Data for maximum colour (Ma):

$LAB^*LAB^*_{Ma}$: 34 62 -38

$LAB^*LCH^*_{Ma}$: 34 73 328

$lab^*rgb^*_{Ma}$: 1.0 0.0 1.0

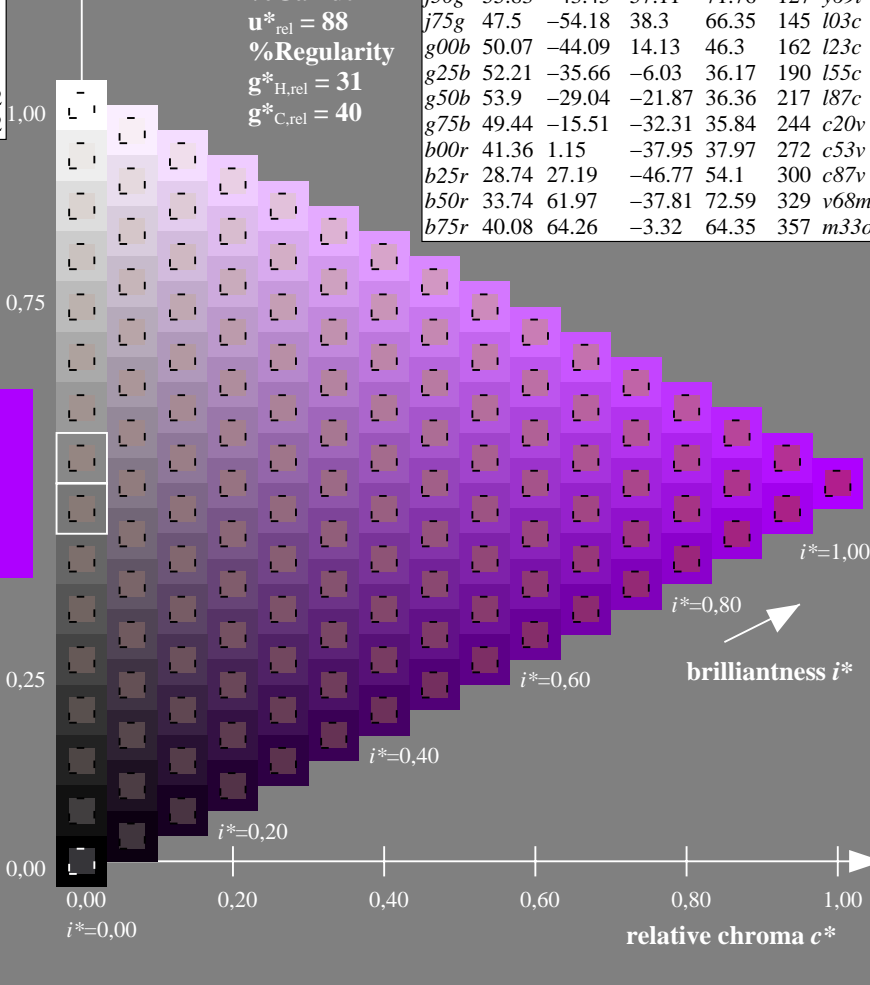
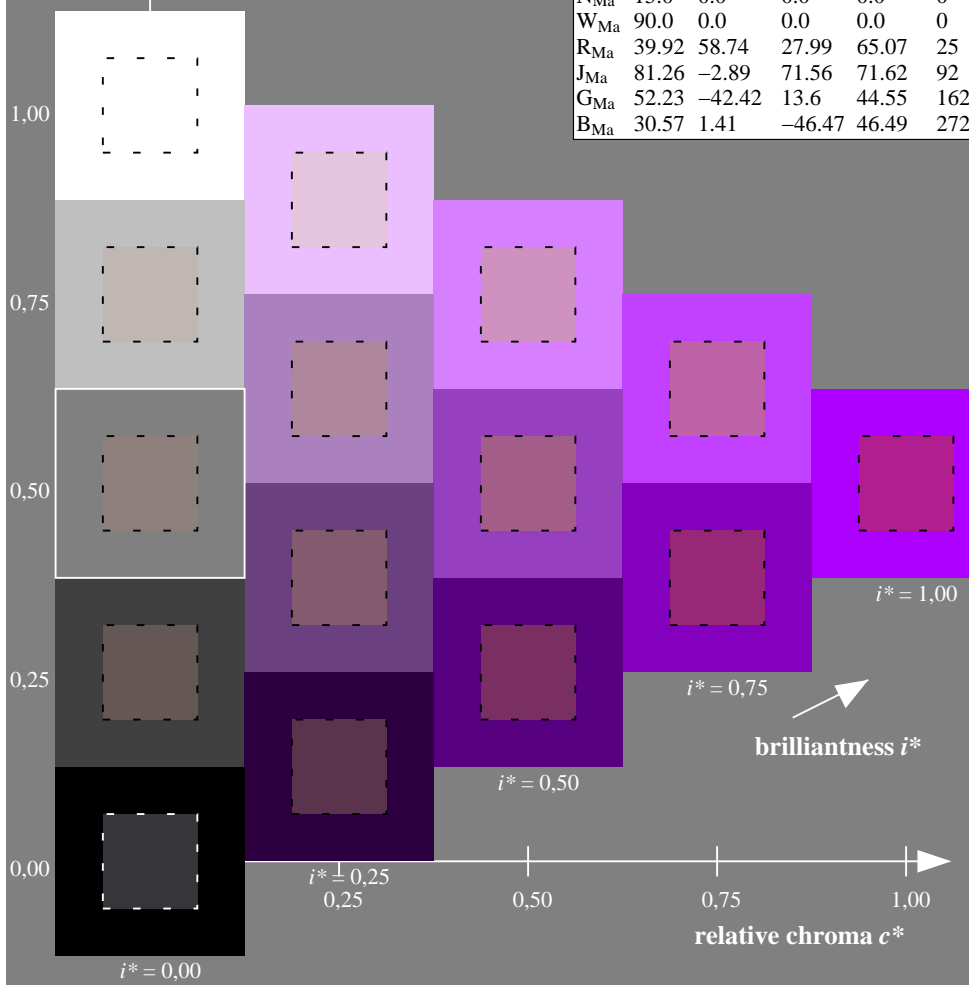
$lab^*olv^*_{Ma}$: 0.68 0.0 1.0

triangle lightness t^*

%Gamut
 $u^*_{rel} = 88$
 %Regularity
 $g^*_{H,rel} = 31$
 $g^*_{C,rel} = 40$

FRS15_90a; adapted (a) CIELAB data

	u^*_e	$L^*=L^*_a$	a^*_a	b^*_a	$C^*_{ab,a}$	$h^*_{ab,a}$	u^*_d
r00j	39.18	56.94	27.13	63.07	25	m81o	
r25j	42.41	49.1	44.5	66.26	42	o10y	
r50j	52.78	35.22	58.37	68.17	59	o40y	
r75j	64.82	19.12	74.47	76.89	76	o69y	
j00g	82.06	-3.94	97.52	97.6	92	o98y	
j25g	67.26	-26.87	74.67	79.36	110	y34l	
j50g	55.83	-43.45	57.11	71.76	127	y69l	
j75g	47.5	-54.18	38.3	66.35	145	l03c	
g00b	50.07	-44.09	14.13	46.3	162	l23c	
g25b	52.21	-35.66	-6.03	36.17	190	l55c	
g50b	53.9	-29.04	-21.87	36.36	217	l87c	
g75b	49.44	-15.51	-32.31	35.84	244	c20v	
b00r	41.36	1.15	-37.95	37.97	272	c53v	
b25r	28.74	27.19	-46.77	54.1	300	c87v	
b50r	33.74	61.97	-37.81	72.59	329	v68m	
b75r	40.08	64.26	-3.32	64.35	357	m33o	

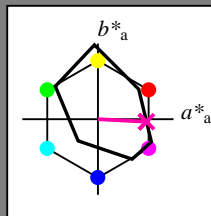


See for similar files: <http://www.ps.bam.de/Ee37/>; www.ps.bam.de/Ee37/
 Technical information: <http://www.ps.bam.de> Version 2.1, io=1,1, CIELAB, ColSpX=0

BAM registration: 20081001-Ee37/10L/L37E00FP.PS/ .PDF BAM material: code=rhadata
 application for evaluation and measurement of printer or monitor systems

Input and output: Colorimetric Printer Reflective System FRS15_90a for relative CIELAB hue $h^* = lab^*h^* = h_{ab}/360 = 0.992$
 data for any colour:

lab^*tch^* and lab^*icu^*
 Hue texts:
 $u^*_e = b75r$ $u^*_d = m33o$
 contrast reduction factor:
 $c_R = 0.9$
 triangle lightness t^*



FRS15_90a; adapted (a) CIELAB data

	u^*_e	$L^*=L^*_a$	a^*_a	b^*_a	$C^*_{ab,a}$	$h^*_{ab,a}$
O _{Ma}	38.8	53.92	39.68	66.95	36	
Y _{Ma}	82.58	-4.64	98.22	98.33	93	
L _{Ma}	46.95	-56.34	43.46	71.15	142	
C _{Ma}	54.62	-26.2	-28.68	38.85	228	
V _{Ma}	20.01	45.2	-52.87	69.56	311	
M _{Ma}	40.88	70.68	-29.99	76.78	337	
N _{Ma}	15.0	0.0	0.0	0.0	0	
W _{Ma}	90.0	0.0	0.0	0.0	0	
R _{Ma}	39.92	58.74	27.99	65.07	25	
J _{Ma}	81.26	-2.89	71.56	71.62	92	
G _{Ma}	52.23	-42.42	13.6	44.55	162	
B _{Ma}	30.57	1.41	-46.47	46.49	272	

$u^*_e = b75r$

Data for maximum colour (Ma):

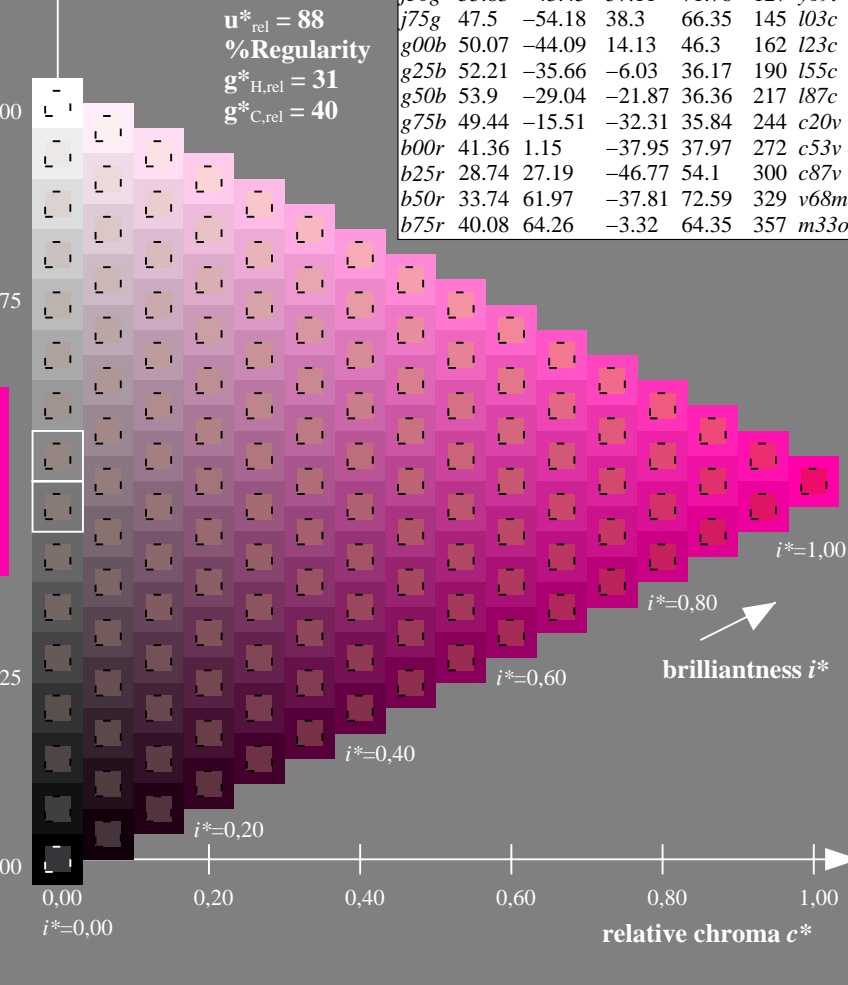
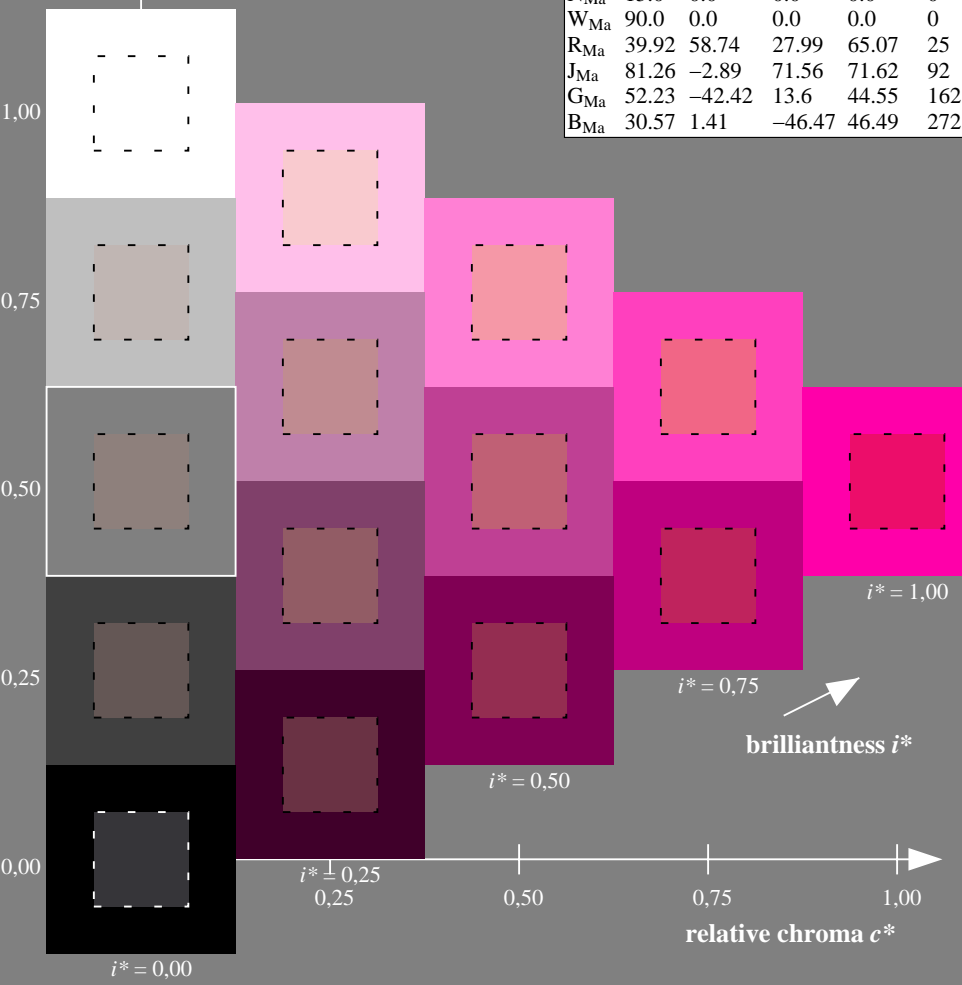
$LAB^*LAB^*_{Ma}$: 40 64 -3
 $LAB^*LCH^*_{Ma}$: 40 64 357
 $lab^*rgb^*_{Ma}$: 1.0 0.0 0.5
 $lab^*olv^*_{Ma}$: 1.0 0.0 0.66

FRS15_90a; adapted (a) CIELAB data

	u^*_e	$L^*=L^*_a$	a^*_a	b^*_a	$C^*_{ab,a}$	$h^*_{ab,a}$	u^*_d
r00j	39.18	56.94	27.13	63.07	25	m81o	
r25j	42.41	49.1	44.5	66.26	42	o10y	
r50j	52.78	35.22	58.37	68.17	59	o40y	
r75j	64.82	19.12	74.47	76.89	76	o69y	
j00g	82.06	-3.94	97.52	97.6	92	o98y	
j25g	67.26	-26.87	74.67	79.36	110	y34l	
j50g	55.83	-43.45	57.11	71.76	127	y69l	
j75g	47.5	-54.18	38.3	66.35	145	l03c	
g00b	50.07	-44.09	14.13	46.3	162	l23c	
g25b	52.21	-35.66	-6.03	36.17	190	l55c	
g50b	53.9	-29.04	-21.87	36.36	217	l87c	
g75b	49.44	-15.51	-32.31	35.84	244	c20v	
b00r	41.36	1.15	-37.95	37.97	272	c53v	
b25r	28.74	27.19	-46.77	54.1	300	c87v	
b50r	33.74	61.97	-37.81	72.59	329	v68m	
b75r	40.08	64.26	-3.32	64.35	357	m33o	

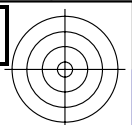
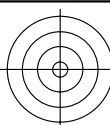
triangle lightness t^*

%Gamut
 $u^*_{rel} = 88$
 %Regularity
 $g^*_{H,rel} = 31$
 $g^*_{C,rel} = 40$



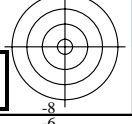
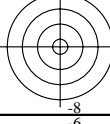
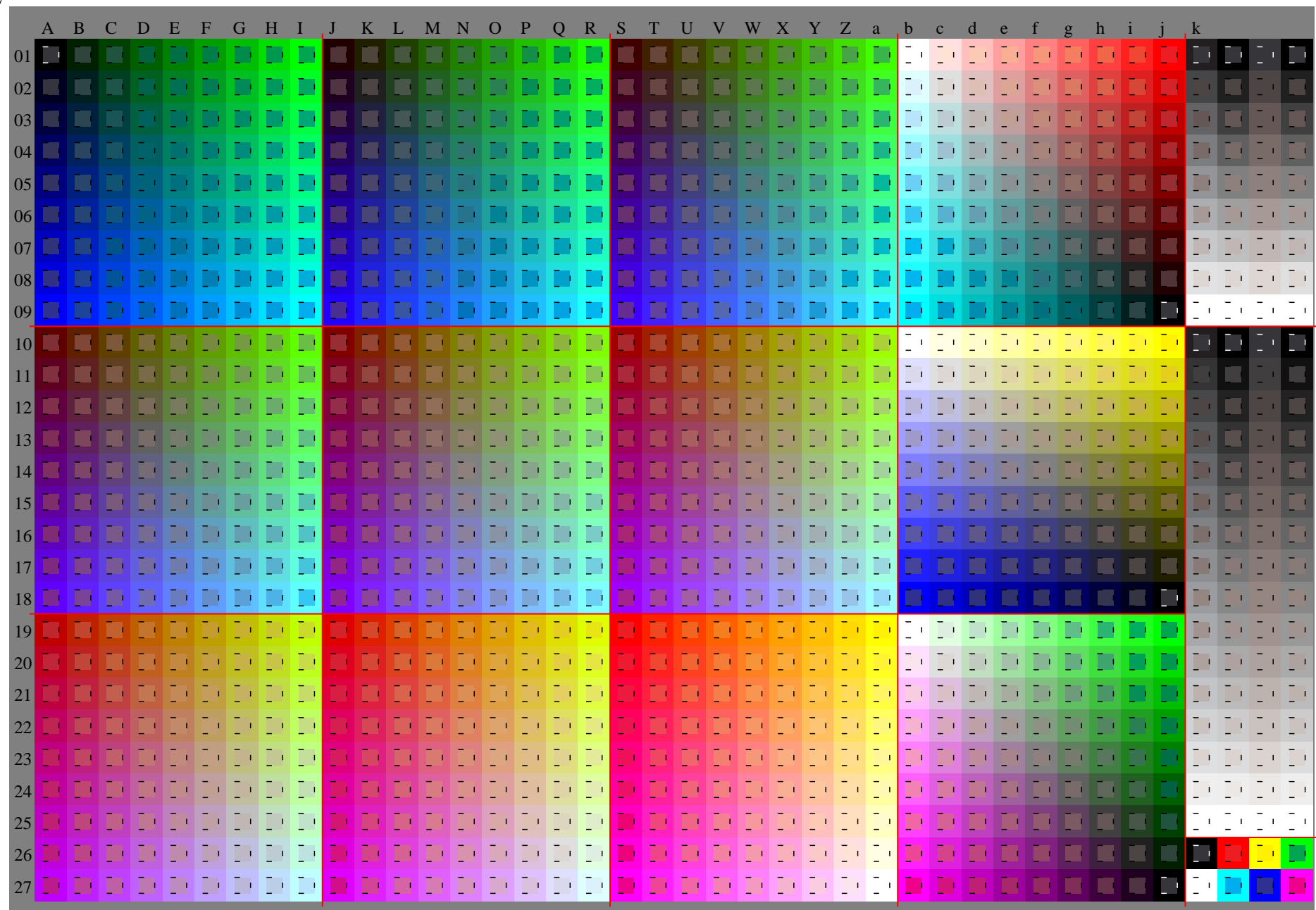
See for similar files: <http://www.ps.bam.de/Ee37/>; www.ps.bam.de/Ee37/
 Technical information: <http://www.ps.bam.de> Version 2.1, io=1,1, CIELAB, ColSpX=0

BAM registration: 20081001-Ee37/10L/L37E00FP.PS/ .PDF BAM material: code=rhadata
 application for evaluation and measurement of printer or monitor systems



See for similar files: <http://www.ps.bam.de/Ee37/>; www.ps.bam.de/Ee.HTM
Technical information: <http://www.ps.bam.de> Version 2.1, io=1,1, CIE LAB, ColSpX=0

BAM registration: 20081001-Ee37/10L/L37E00FP.PS/.PDF BAM material: code=rh4ta
application for evaluation and measurement of printer or monitor systems



Input and output:
 Colorimetric Printer Reflective System FRS15_90a
 data for any colour:

u^*_e and number *no.* = 00 .. 15

elementary hue text:

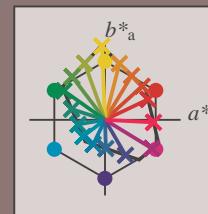
$u^*_e = 16$ hues *r00j, r25j, ..., b75r*

contrast reduction factor:

$c_R = 0.9$

FRS15_90a; adapted (a) CIELAB data

u^*_e	$L^*=L^*_a$	a^*_a	b^*_a	$C^*_{ab,a}$	$h^*_{ab,a}$	u^*_d
r00j	39.18	56.94	27.13	63.07	25	m81o
r25j	42.41	49.1	44.5	66.26	42	o10y
r50j	52.78	35.22	58.37	68.17	59	o40y
r75j	64.82	19.12	74.47	76.89	76	o69y
j00g	82.06	-3.94	97.52	97.6	92	o98y
j25g	67.26	-26.87	74.67	79.36	110	y34l
j50g	55.83	-43.45	57.11	71.76	127	y69l
j75g	47.5	-54.18	38.3	66.35	145	l03c
g00b	50.07	-44.09	14.13	46.3	162	l23c
g25b	52.21	-35.66	-6.03	36.17	190	l55c
g50b	53.9	-29.04	-21.87	36.36	217	l87c
g75b	49.44	-15.51	-32.31	35.84	244	c20v
b00r	41.36	1.15	-37.95	37.97	272	c53v
b25r	28.74	27.19	-46.77	54.1	300	c87v
b50r	33.74	61.97	-37.81	72.59	329	v68m
b75r	40.08	64.26	-3.32	64.35	357	m33o



%Gamut

$u^*_{rel} = 88$

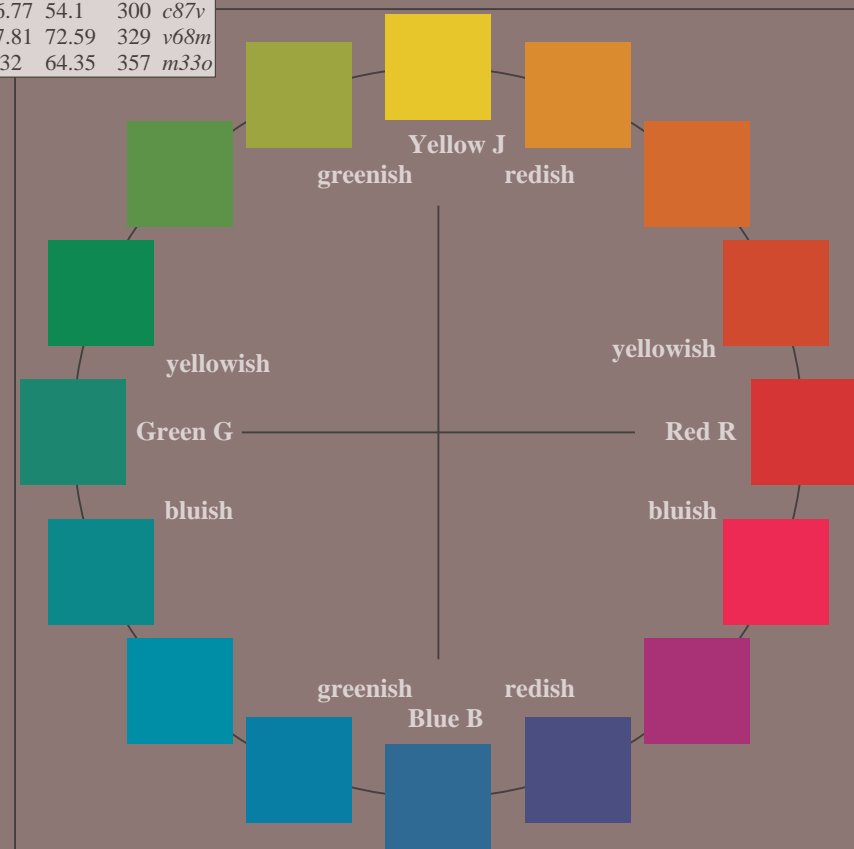
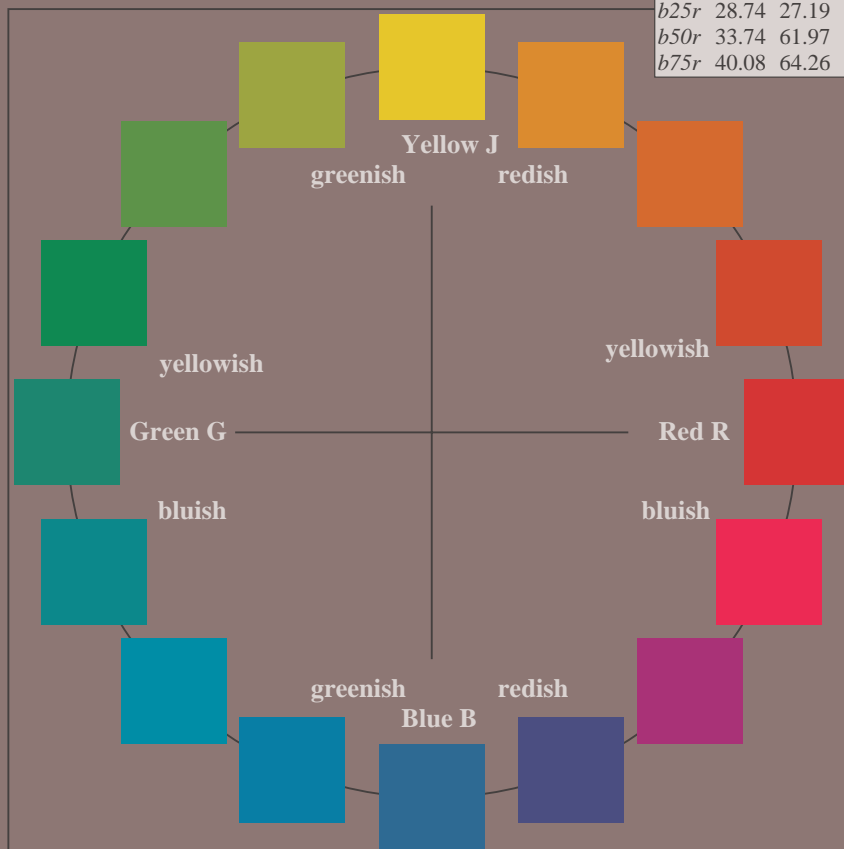
%Regularity

$g^*_{H,rel} = 31$

$g^*_{C,rel} = 40$

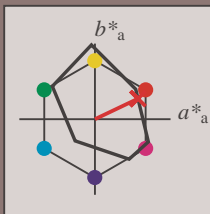
FRS15_90a; adapted (a) CIELAB data

Name	$L^*=L^*_a$	a^*_a	b^*_a	$C^*_{ab,a}$	$h^*_{ab,a}$
O _{Ma}	38.8	53.92	39.68	66.95	36
Y _{Ma}	82.58	-4.64	98.22	98.33	93
L _{Ma}	46.95	-56.34	43.46	71.15	142
C _{Ma}	54.62	-26.2	-28.68	38.85	228
V _{Ma}	20.01	45.2	-52.87	69.56	311
M _{Ma}	40.88	70.68	-29.99	76.78	337
N _{Ma}	15.0	0.0	0.0	0.0	0
W _{Ma}	90.0	0.0	0.0	0.0	0
R _{CIE}	39.92	58.74	27.99	65.07	25
J _{CIE}	81.26	-2.89	71.56	71.62	92
G _{CIE}	52.23	-42.42	13.6	44.55	162
B _{CIE}	30.57	1.41	-46.47	46.49	272



Input and output: Colorimetric Printer Reflective System FRS15_90a for relative CIELAB hue $h^* = lab^*h^* = h_{ab}/360 = 0.071$
 data for any colour:
 lab^*tch^* and lab^*icu^*

Hue texts:
 $u^*_e = r00j$ $u^*_d = m81o$
 contrast reduction factor:
 $c_R = 0.9$
 triangle lightness t^*



FRS15_90a; adapted (a) CIELAB data						
	u^*_e	$L^*=L^*_a$	a^*_a	b^*_a	$C^*_{ab,a}$	$h^*_{ab,a}$
O _{Ma}	38.8	53.92	39.68	66.95	36	
Y _{Ma}	82.58	-4.64	98.22	98.33	93	
L _{Ma}	46.95	-56.34	43.46	71.15	142	
C _{Ma}	54.62	-26.2	-28.68	38.85	228	
V _{Ma}	20.01	45.2	-52.87	69.56	311	
M _{Ma}	40.88	70.68	-29.99	76.78	337	
N _{Ma}	15.0	0.0	0.0	0.0	0	
W _{Ma}	90.0	0.0	0.0	0.0	0	
R _{Ma}	39.92	58.74	27.99	65.07	25	
J _{Ma}	81.26	-2.89	71.56	71.62	92	
G _{Ma}	52.23	-42.42	13.6	44.55	162	
B _{Ma}	30.57	1.41	-46.47	46.49	272	

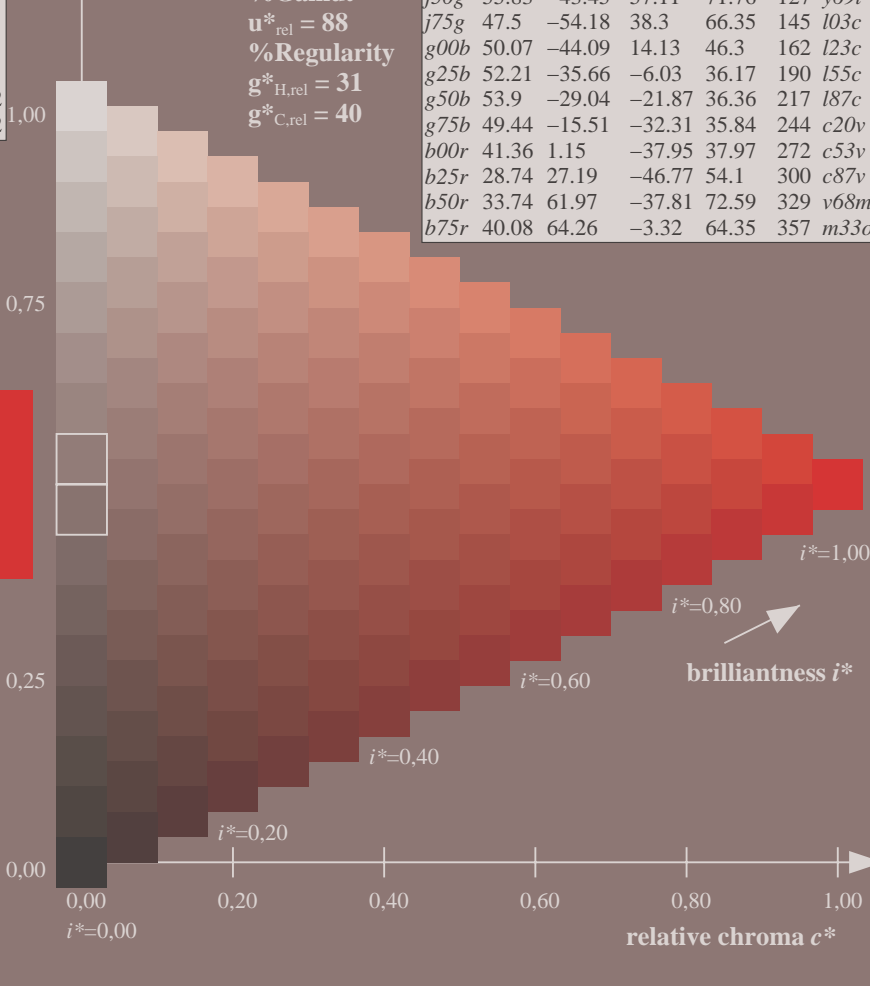
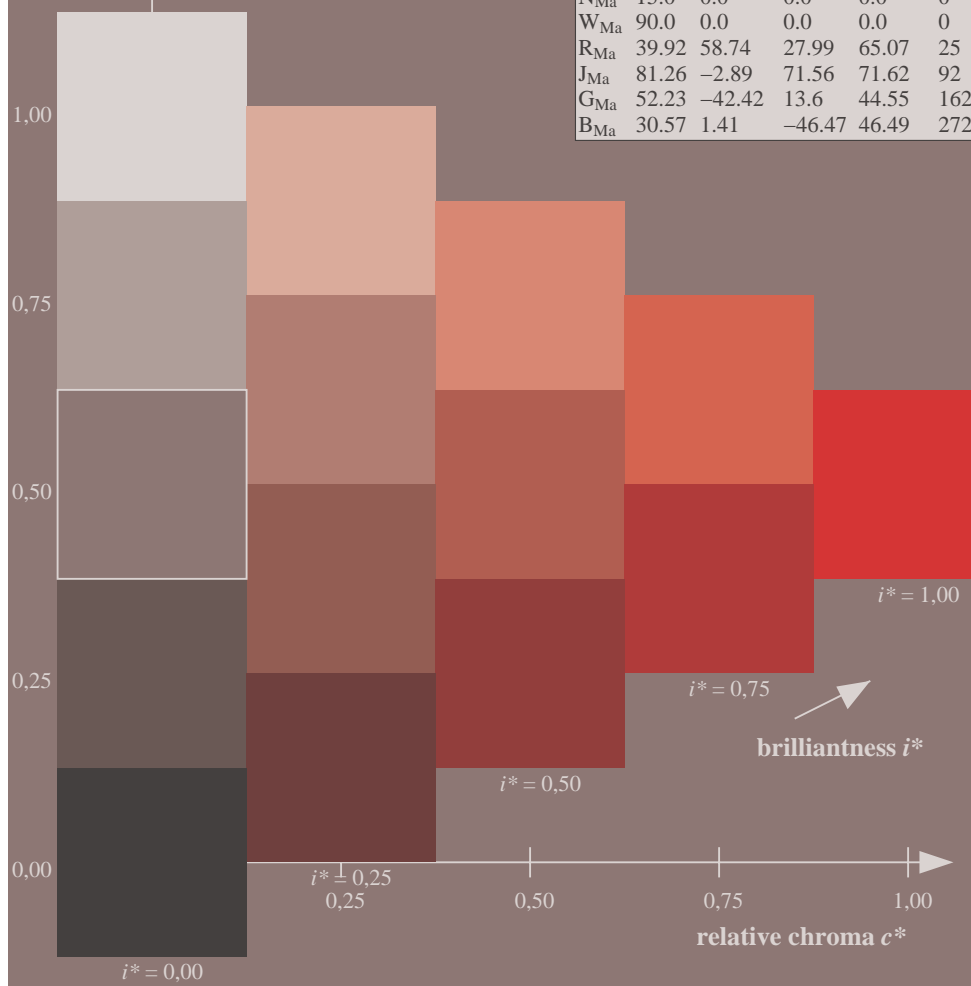
Data for maximum colour (Ma):

$LAB^*LAB^*_{Ma}$: 39 57 27
 $LAB^*LCH^*_{Ma}$: 39 63 25
 $lab^*rgb^*_{Ma}$: 1.0 0.0 0.0
 $lab^*olv^*_{Ma}$: 1.0 0.0 0.18

FRS15_90a; adapted (a) CIELAB data							
	u^*_e	$L^*=L^*_a$	a^*_a	b^*_a	$C^*_{ab,a}$	$h^*_{ab,a}$	u^*_d
r00j	39.18	56.94	27.13	63.07	25		m81o
r25j	42.41	49.1	44.5	66.26	42		o10y
r50j	52.78	35.22	58.37	68.17	59		o40y
r75j	64.82	19.12	74.47	76.89	76		o69y
j00g	82.06	-3.94	97.52	97.6	92		o98y
j25g	67.26	-26.87	74.67	79.36	110		y34l
j50g	55.83	-43.45	57.11	71.76	127		y69l
j75g	47.5	-54.18	38.3	66.35	145		l03c
g00b	50.07	-44.09	14.13	46.3	162		l23c
g25b	52.21	-35.66	-6.03	36.17	190		l55c
g50b	53.9	-29.04	-21.87	36.36	217		l87c
g75b	49.44	-15.51	-32.31	35.84	244		c20v
b00r	41.36	1.15	-37.95	37.97	272		c53v
b25r	28.74	27.19	-46.77	54.1	300		c87v
b50r	33.74	61.97	-37.81	72.59	329		v68m
b75r	40.08	64.26	-3.32	64.35	357		m33o

triangle lightness t^*

%Gamut
 $u^*_{rel} = 88$
 %Regularity
 $g^*_{H,rel} = 31$
 $g^*_{C,rel} = 40$

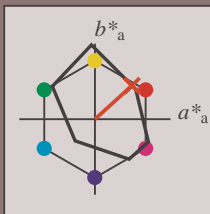


See for similar files: <http://www.ps.bam.de/Ee37/>; www.ps.bam.de/Ee37/
 Technical information: <http://www.ps.bam.de> Version 2.1, io=1,1, CIELAB, ColSpX=0

BAM registration: 20081001-Ee37/10L/L37E00FP.PS/ .PDF BAM material: code=rh4ta
 application for evaluation and measurement of printer or monitor systems

Input and output: Colorimetric Printer Reflective System FRS15_90a for relative CIELAB hue $h^* = lab^*h^* = h_{ab}/360 = 0.117$
 data for any colour:
 lab^*tch^* and lab^*icu^*

Hue texts:
 $u^*_e = r25j$ $u^*_d = o10y$
 contrast reduction factor:
 $c_R = 0.9$
 triangle lightness t^*



FRS15_90a; adapted (a) CIELAB data						
	u^*_e	$L^*=L^*_a$	a^*_a	b^*_a	$C^*_{ab,a}$	$h^*_{ab,a}$
O _{Ma}	38.8	53.92	39.68	66.95	36	
Y _{Ma}	82.58	-4.64	98.22	98.33	93	
L _{Ma}	46.95	-56.34	43.46	71.15	142	
C _{Ma}	54.62	-26.2	-28.68	38.85	228	
V _{Ma}	20.01	45.2	-52.87	69.56	311	
M _{Ma}	40.88	70.68	-29.99	76.78	337	
N _{Ma}	15.0	0.0	0.0	0.0	0	
W _{Ma}	90.0	0.0	0.0	0.0	0	
R _{Ma}	39.92	58.74	27.99	65.07	25	
J _{Ma}	81.26	-2.89	71.56	71.62	92	
G _{Ma}	52.23	-42.42	13.6	44.55	162	
B _{Ma}	30.57	1.41	-46.47	46.49	272	

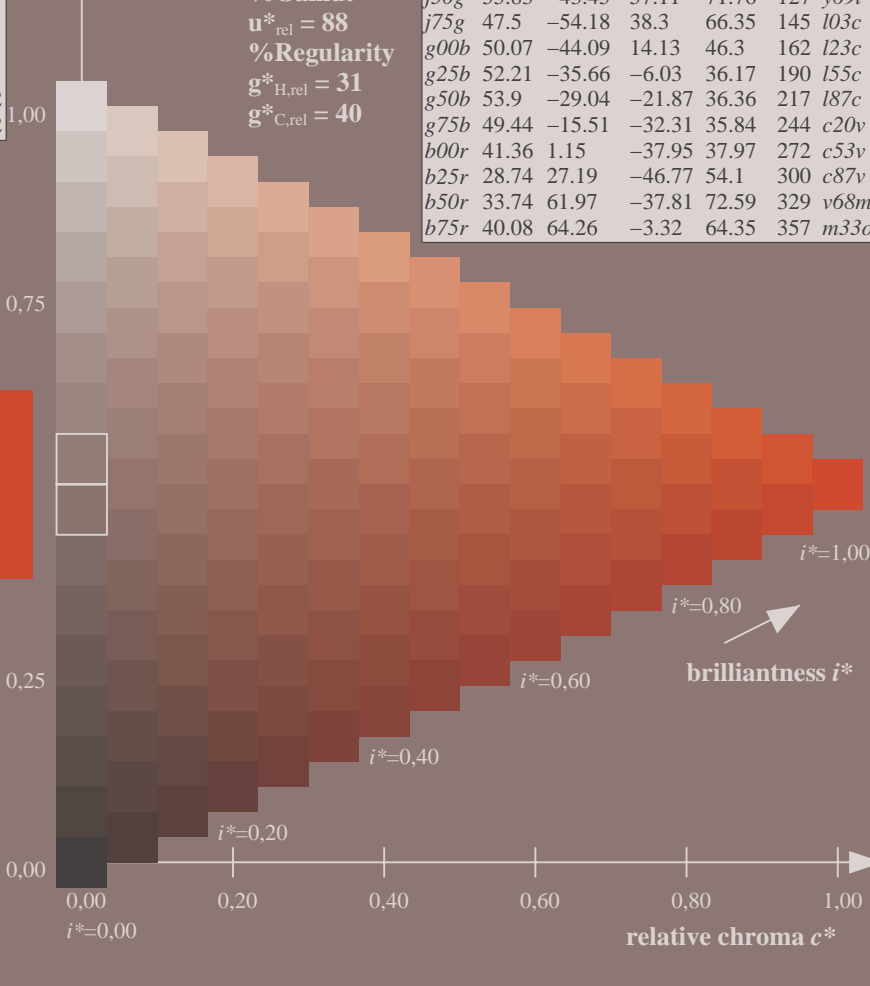
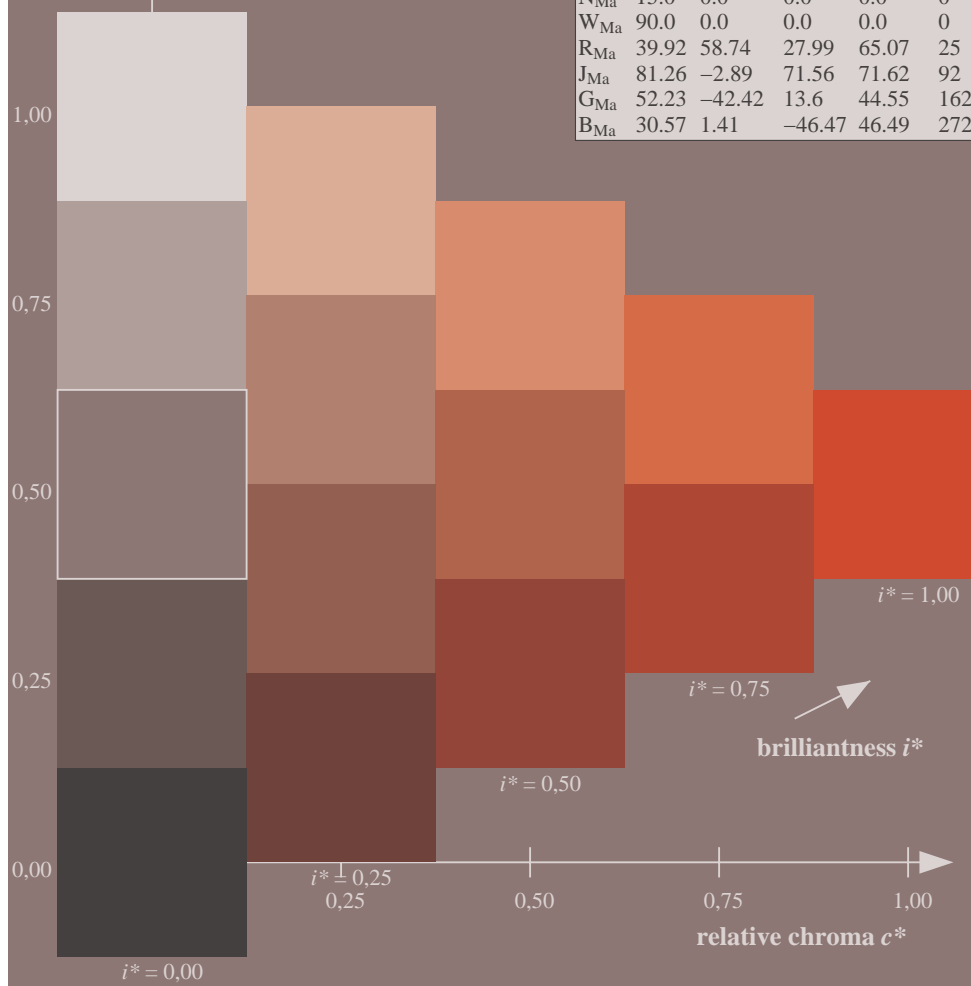
Data for maximum colour (Ma):

$LAB^*LAB^*_{Ma}$: 42 49 44
 $LAB^*LCH^*_{Ma}$: 42 66 42
 $lab^*rgb^*_{Ma}$: 1.0 0.25 0.0
 $lab^*olv^*_{Ma}$: 1.0 0.1 0.0

FRS15_90a; adapted (a) CIELAB data							
	u^*_e	$L^*=L^*_a$	a^*_a	b^*_a	$C^*_{ab,a}$	$h^*_{ab,a}$	u^*_d
r00j	39.18	56.94	27.13	63.07	25	m81o	
r25j	42.41	49.1	44.5	66.26	42	o10y	
r50j	52.78	35.22	58.37	68.17	59	o40y	
r75j	64.82	19.12	74.47	76.89	76	o69y	
j00g	82.06	-3.94	97.52	97.6	92	o98y	
j25g	67.26	-26.87	74.67	79.36	110	y34l	
j50g	55.83	-43.45	57.11	71.76	127	y69l	
j75g	47.5	-54.18	38.3	66.35	145	l03c	
g00b	50.07	-44.09	14.13	46.3	162	l23c	
g25b	52.21	-35.66	-6.03	36.17	190	l55c	
g50b	53.9	-29.04	-21.87	36.36	217	l87c	
g75b	49.44	-15.51	-32.31	35.84	244	c20v	
b00r	41.36	1.15	-37.95	37.97	272	c53v	
b25r	28.74	27.19	-46.77	54.1	300	c87v	
b50r	33.74	61.97	-37.81	72.59	329	v68m	
b75r	40.08	64.26	-3.32	64.35	357	m33o	

triangle lightness t^*

%Gamut
 $u^*_{rel} = 88$
 %Regularity
 $g^*_{H,rel} = 31$
 $g^*_{C,rel} = 40$

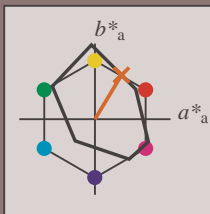


See for similar files: <http://www.ps.bam.de/Ee37/>; www.ps.bam.de/Ee37/
 Technical information: <http://www.ps.bam.de> Version 2.1, io=1,1, CIELAB, ColSpX=0

BAM registration: 20081001-Ee37/10L/L37E00FP.PS/ .PDF BAM material: code=rh4ta
 application for evaluation and measurement of printer or monitor systems

Input and output: Colorimetric Printer Reflective System FRS15_90a for relative CIELAB hue $h^* = lab^*h^* = h_{ab}/360 = 0.164$
 data for any colour:
 lab^*tch^* and lab^*icu^*

Hue texts:
 $u^*_e = r50j$ $u^*_d = o40y$
 contrast reduction factor:
 $c_R = 0.9$
 triangle lightness t^*



FRS15_90a; adapted (a) CIELAB data						
	u^*_e	$L^*=L^*_a$	a^*_a	b^*_a	$C^*_{ab,a}$	$h^*_{ab,a}$
O _{Ma}	38.8	53.92	39.68	66.95	36	
Y _{Ma}	82.58	-4.64	98.22	98.33	93	
L _{Ma}	46.95	-56.34	43.46	71.15	142	
C _{Ma}	54.62	-26.2	-28.68	38.85	228	
V _{Ma}	20.01	45.2	-52.87	69.56	311	
M _{Ma}	40.88	70.68	-29.99	76.78	337	
N _{Ma}	15.0	0.0	0.0	0.0	0	
W _{Ma}	90.0	0.0	0.0	0.0	0	
R _{Ma}	39.92	58.74	27.99	65.07	25	
J _{Ma}	81.26	-2.89	71.56	71.62	92	
G _{Ma}	52.23	-42.42	13.6	44.55	162	
B _{Ma}	30.57	1.41	-46.47	46.49	272	

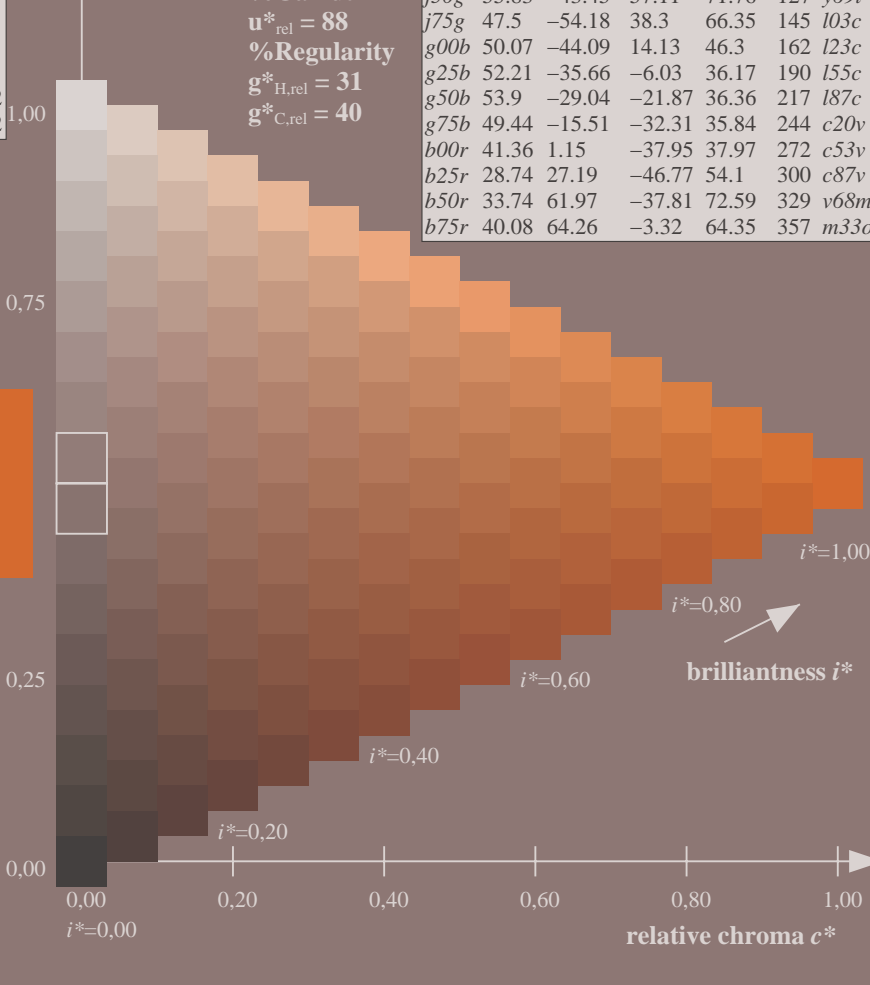
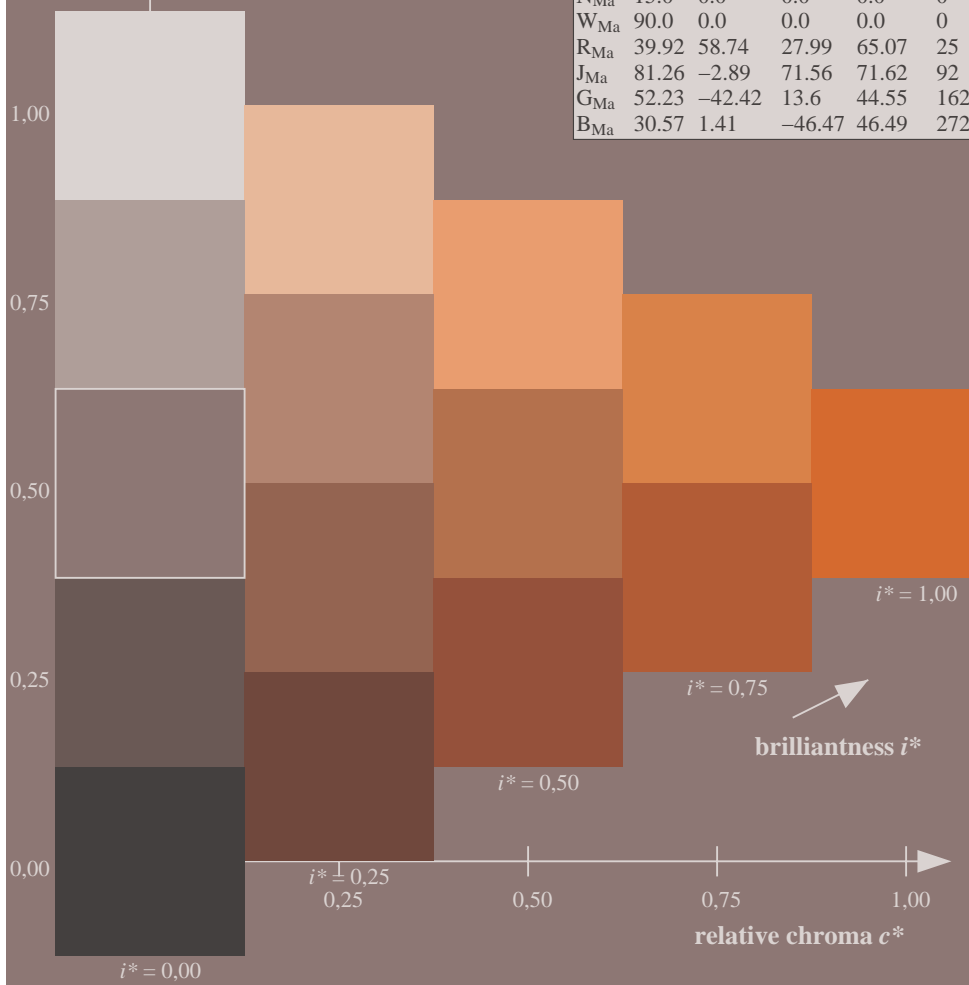
Data for maximum colour (Ma):

$LAB^*LAB^*_{Ma}$: 53 35 58
 $LAB^*LCH^*_{Ma}$: 53 68 58
 $lab^*rgb^*_{Ma}$: 1.0 0.5 0.0
 $lab^*olv^*_{Ma}$: 1.0 0.4 0.0

FRS15_90a; adapted (a) CIELAB data							
	u^*_e	$L^*=L^*_a$	a^*_a	b^*_a	$C^*_{ab,a}$	$h^*_{ab,a}$	u^*_d
r00j	39.18	56.94	27.13	63.07	25	m81o	
r25j	42.41	49.1	44.5	66.26	42	o10y	
r50j	52.78	35.22	58.37	68.17	59	o40y	
r75j	64.82	19.12	74.47	76.89	76	o69y	
j00g	82.06	-3.94	97.52	97.6	92	o98y	
j25g	67.26	-26.87	74.67	79.36	110	y34l	
j50g	55.83	-43.45	57.11	71.76	127	y69l	
j75g	47.5	-54.18	38.3	66.35	145	l03c	
g00b	50.07	-44.09	14.13	46.3	162	l23c	
g25b	52.21	-35.66	-6.03	36.17	190	l55c	
g50b	53.9	-29.04	-21.87	36.36	217	l87c	
g75b	49.44	-15.51	-32.31	35.84	244	c20v	
b00r	41.36	1.15	-37.95	37.97	272	c53v	
b25r	28.74	27.19	-46.77	54.1	300	c87v	
b50r	33.74	61.97	-37.81	72.59	329	v68m	
b75r	40.08	64.26	-3.32	64.35	357	m33o	

triangle lightness t^*

%Gamut
 $u^*_{rel} = 88$
 %Regularity
 $g^*_{H,rel} = 31$
 $g^*_{C,rel} = 40$

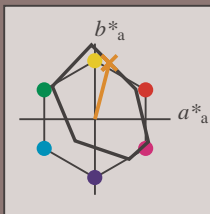


See for similar files: <http://www.ps.bam.de/Ee37/>; www.ps.bam.de/Ee37/10L/L37E00FP.PS/ .PDF application for evaluation and measurement of printer or monitor systems
 Technical information: <http://www.ps.bam.de> Version 2.1, io=1,1, CIELAB, ColSpX=0

BAM registration: 20081001-Ee37/10L/L37E00FP.PS/ .PDF BAM material: code=rh4ta

Input and output: Colorimetric Printer Reflective System FRS15_90a for relative CIELAB hue $h^* = lab^*h^* = h_{ab}/360 = 0.21$
 data for any colour:

lab^*tch^* and lab^*icu^*
 Hue texts:
 $u^*_e = r75j$ $u^*_d = o69y$
 contrast reduction factor:
 $c_R = 0.9$
 triangle lightness t^*



FRS15_90a; adapted (a) CIELAB data						
	u^*_e	$L^*=L^*_a$	a^*_a	b^*_a	$C^*_{ab,a}$	$h^*_{ab,a}$
O _{Ma}	38.8	53.92	39.68	66.95	36	
Y _{Ma}	82.58	-4.64	98.22	98.33	93	
L _{Ma}	46.95	-56.34	43.46	71.15	142	
C _{Ma}	54.62	-26.2	-28.68	38.85	228	
V _{Ma}	20.01	45.2	-52.87	69.56	311	
M _{Ma}	40.88	70.68	-29.99	76.78	337	
N _{Ma}	15.0	0.0	0.0	0.0	0	
W _{Ma}	90.0	0.0	0.0	0.0	0	
R _{Ma}	39.92	58.74	27.99	65.07	25	
J _{Ma}	81.26	-2.89	71.56	71.62	92	
G _{Ma}	52.23	-42.42	13.6	44.55	162	
B _{Ma}	30.57	1.41	-46.47	46.49	272	

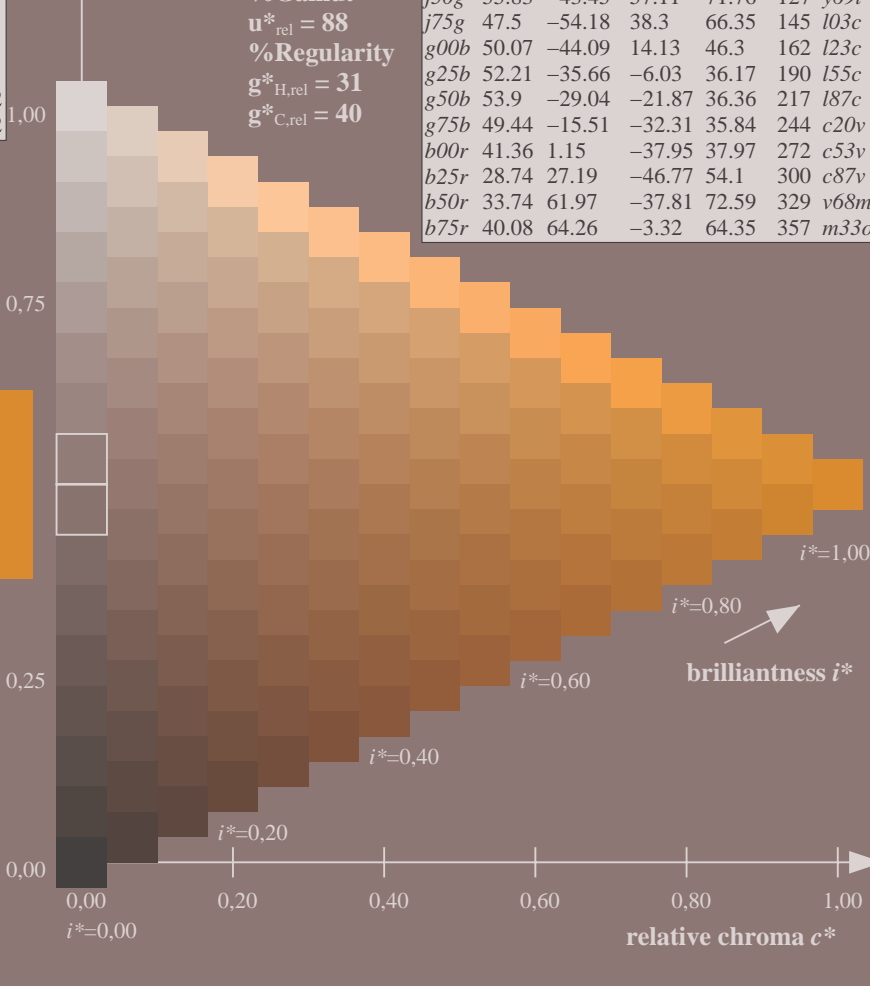
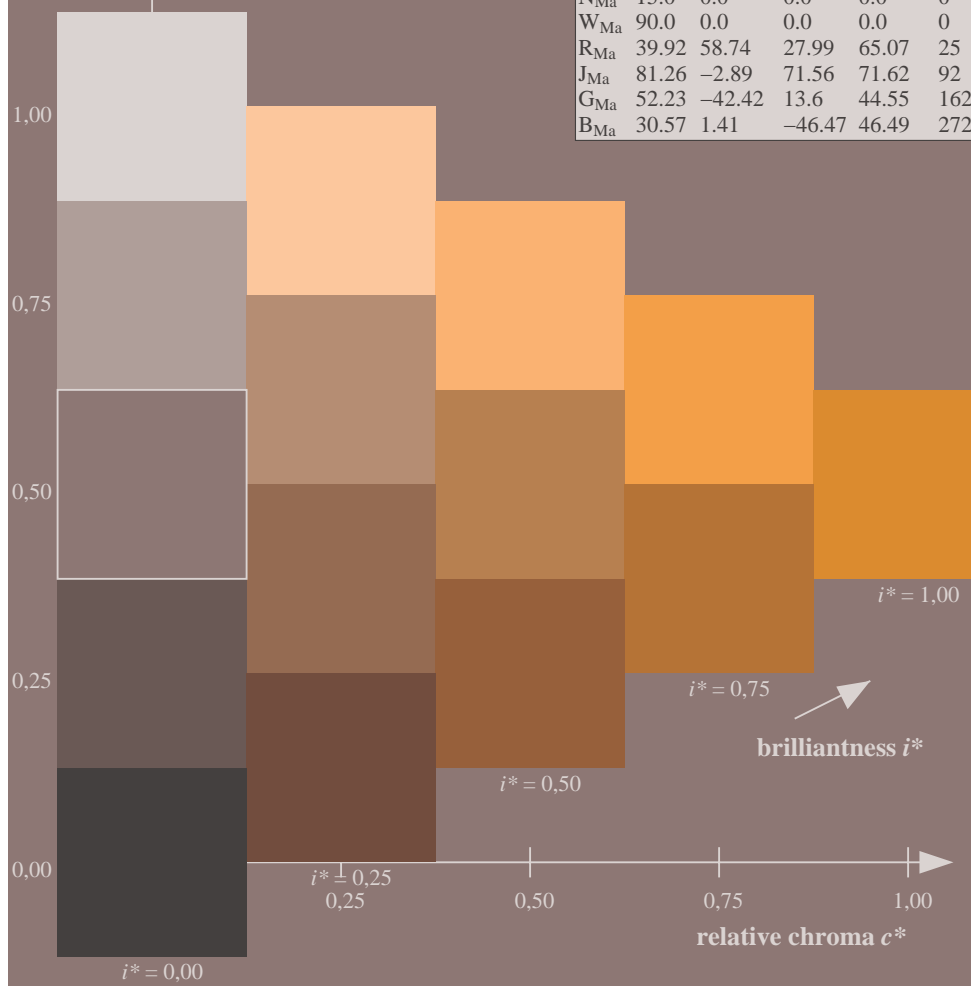
Data for maximum colour (Ma):

$LAB^*LAB^*_{Ma}$: 65 19 74
 $LAB^*LCH^*_{Ma}$: 65 77 75
 $lab^*rgb^*_{Ma}$: 1.0 0.75 0.0
 $lab^*olv^*_{Ma}$: 1.0 0.7 0.0

FRS15_90a; adapted (a) CIELAB data							
	u^*_e	$L^*=L^*_a$	a^*_a	b^*_a	$C^*_{ab,a}$	$h^*_{ab,a}$	u^*_d
r00j	39.18	56.94	27.13	63.07	25	m81o	
r25j	42.41	49.1	44.5	66.26	42	o10y	
r50j	52.78	35.22	58.37	68.17	59	o40y	
r75j	64.82	19.12	74.47	76.89	76	o69y	
j00g	82.06	-3.94	97.52	97.6	92	o98y	
j25g	67.26	-26.87	74.67	79.36	110	y34l	
j50g	55.83	-43.45	57.11	71.76	127	y69l	
j75g	47.5	-54.18	38.3	66.35	145	l03c	
g00b	50.07	-44.09	14.13	46.3	162	l23c	
g25b	52.21	-35.66	-6.03	36.17	190	l55c	
g50b	53.9	-29.04	-21.87	36.36	217	l87c	
g75b	49.44	-15.51	-32.31	35.84	244	c20v	
b00r	41.36	1.15	-37.95	37.97	272	c53v	
b25r	28.74	27.19	-46.77	54.1	300	c87v	
b50r	33.74	61.97	-37.81	72.59	329	v68m	
b75r	40.08	64.26	-3.32	64.35	357	m33o	

triangle lightness t^*

%Gamut
 $u^*_{rel} = 88$
 %Regularity
 $g^*_{H,rel} = 31$
 $g^*_{C,rel} = 40$



See for similar files: <http://www.ps.bam.de/Ee37/>; www.ps.bam.de/Ee37/
 Technical information: <http://www.ps.bam.de> Version 2.1, io=1,1, CIELAB, ColSpX=0

BAM registration: 20081001-Ee37/10L/L37E00FP.PS/ .PDF BAM material: code=rh4ta
 application for evaluation and measurement of printer or monitor systems

Input and output: Colorimetric Printer Reflective System FRS15_90a for relative CIELAB hue $h^* = lab^*h^* = h_{ab}/360 = 0.256$
 data for any colour:

$u^*_e = j00g$

lab^*tch^* and lab^*icu^*

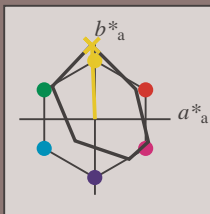
Hue texts:

$u^*_e = j00g$ $u^*_d = o98y$

contrast reduction factor:

$c_R = 0.9$

triangle lightness t^*



FRS15_90a; adapted (a) CIELAB data

	u^*_e	$L^*=L^*_a$	a^*_a	b^*_a	$C^*_{ab,a}$	$h^*_{ab,a}$
O _{Ma}	38.8	53.92	39.68	66.95	36	
Y _{Ma}	82.58	-4.64	98.22	98.33	93	
L _{Ma}	46.95	-56.34	43.46	71.15	142	
C _{Ma}	54.62	-26.2	-28.68	38.85	228	
V _{Ma}	20.01	45.2	-52.87	69.56	311	
M _{Ma}	40.88	70.68	-29.99	76.78	337	
N _{Ma}	15.0	0.0	0.0	0.0	0	
W _{Ma}	90.0	0.0	0.0	0.0	0	
R _{Ma}	39.92	58.74	27.99	65.07	25	
J _{Ma}	81.26	-2.89	71.56	71.62	92	
G _{Ma}	52.23	-42.42	13.6	44.55	162	
B _{Ma}	30.57	1.41	-46.47	46.49	272	

Data for maximum colour (Ma):

$LAB^*LAB^*_{Ma}$: 82 -4 98

$LAB^*LCH^*_{Ma}$: 82 98 92

$lab^*rgb^*_{Ma}$: 1.0 1.0 0.0

$lab^*olv^*_{Ma}$: 1.0 0.99 0.0

triangle lightness t^*

%Gamut

$u^*_{rel} = 88$

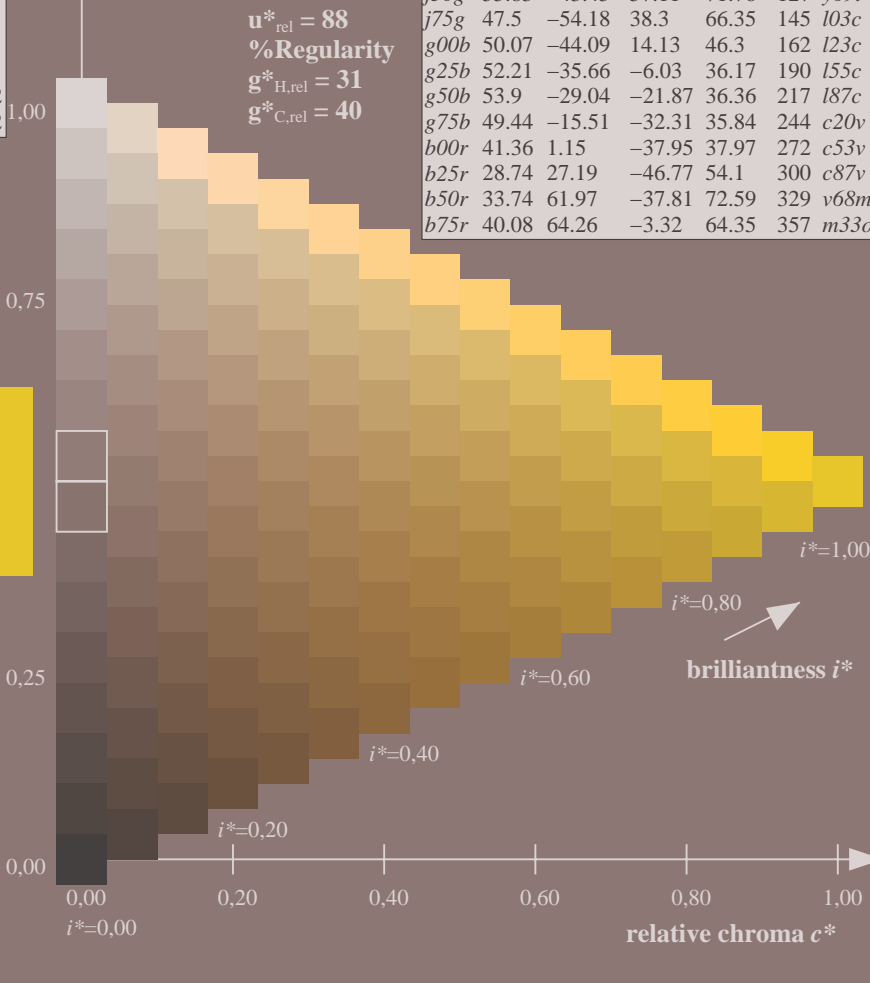
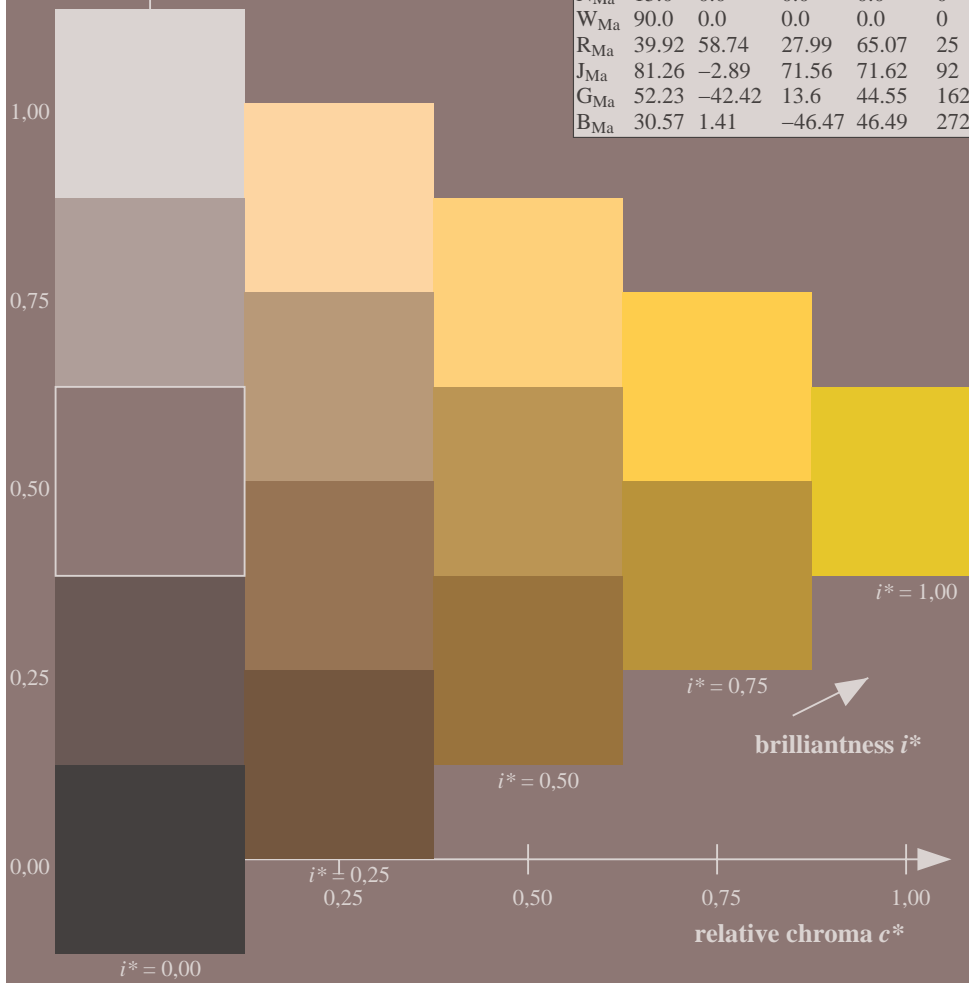
%Regularity

$g^*_{H,rel} = 31$

$g^*_{C,rel} = 40$

FRS15_90a; adapted (a) CIELAB data

	u^*_e	$L^*=L^*_a$	a^*_a	b^*_a	$C^*_{ab,a}$	$h^*_{ab,a}$	u^*_d
r00j	39.18	56.94	27.13	63.07	25	m81o	
r25j	42.41	49.1	44.5	66.26	42	o10y	
r50j	52.78	35.22	58.37	68.17	59	o40y	
r75j	64.82	19.12	74.47	76.89	76	o69y	
j00g	82.06	-3.94	97.52	97.6	92	o98y	
j25g	67.26	-26.87	74.67	79.36	110	y34l	
j50g	55.83	-43.45	57.11	71.76	127	y69l	
j75g	47.5	-54.18	38.3	66.35	145	l03c	
g00b	50.07	-44.09	14.13	46.3	162	l23c	
g25b	52.21	-35.66	-6.03	36.17	190	l55c	
g50b	53.9	-29.04	-21.87	36.36	217	l87c	
g75b	49.44	-15.51	-32.31	35.84	244	c20v	
b00r	41.36	1.15	-37.95	37.97	272	c53v	
b25r	28.74	27.19	-46.77	54.1	300	c87v	
b50r	33.74	61.97	-37.81	72.59	329	v68m	
b75r	40.08	64.26	-3.32	64.35	357	m33o	



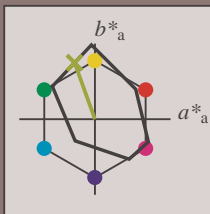
See for similar files: <http://www.ps.bam.de/Ee37/>; www.ps.bam.de/Ee37/; www.ps.bam.de/Ee37/
 Technical information: <http://www.ps.bam.de> Version 2.1, io=1,1, CIELAB, ColSpX=0

BAM registration: 20081001-Ee37/10L/L37E00FP.PS/ .PDF BAM material: code=rh4ta
 application for evaluation and measurement of printer or monitor systems

Input and output: Colorimetric Printer Reflective System FRS15_90a for relative CIELAB hue $h^* = lab^*h^* = h_{ab}/360 = 0.305$

$u^*_e = j25g$

data for any colour:
 lab^*tch^* and lab^*icu^*
 Hue texts:
 $u^*_e = j25g$ $u^*_d = y34l$
 contrast reduction factor:
 $c_R = 0.9$
 triangle lightness t^*



FRS15_90a; adapted (a) CIELAB data						
	u^*_e	$L^*=L^*_a$	a^*_a	b^*_a	$C^*_{ab,a}$	$h^*_{ab,a}$
O _{Ma}	38.8	53.92	39.68	66.95	36	
Y _{Ma}	82.58	-4.64	98.22	98.33	93	
L _{Ma}	46.95	-56.34	43.46	71.15	142	
C _{Ma}	54.62	-26.2	-28.68	38.85	228	
V _{Ma}	20.01	45.2	-52.87	69.56	311	
M _{Ma}	40.88	70.68	-29.99	76.78	337	
N _{Ma}	15.0	0.0	0.0	0.0	0	
W _{Ma}	90.0	0.0	0.0	0.0	0	
R _{Ma}	39.92	58.74	27.99	65.07	25	
J _{Ma}	81.26	-2.89	71.56	71.62	92	
G _{Ma}	52.23	-42.42	13.6	44.55	162	
B _{Ma}	30.57	1.41	-46.47	46.49	272	

Data for maximum colour (Ma):

$LAB^*LAB^*_{Ma}: 67 -27 75$

$LAB^*LCH^*_{Ma}: 67 79 109$

$lab^*rgb^*_{Ma}: 0.75 1.0 0.0$

$lab^*olv^*_{Ma}: 0.66 1.0 0.0$

triangle lightness t^*

%Gamut

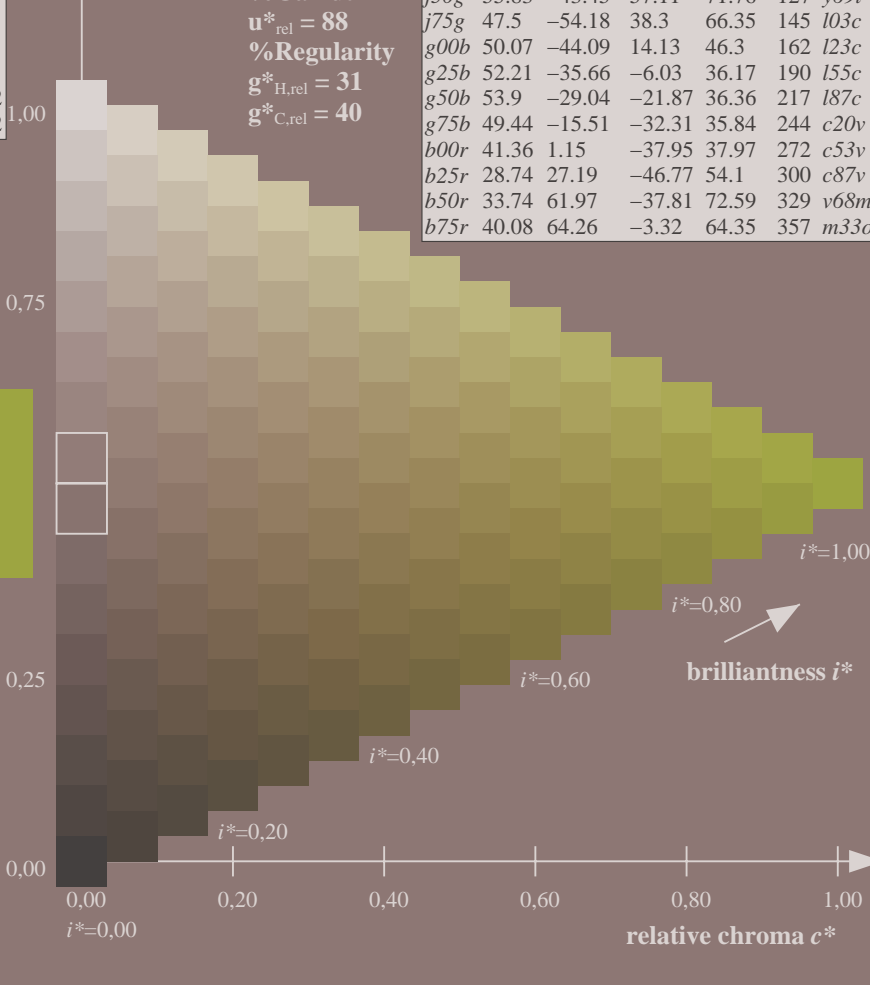
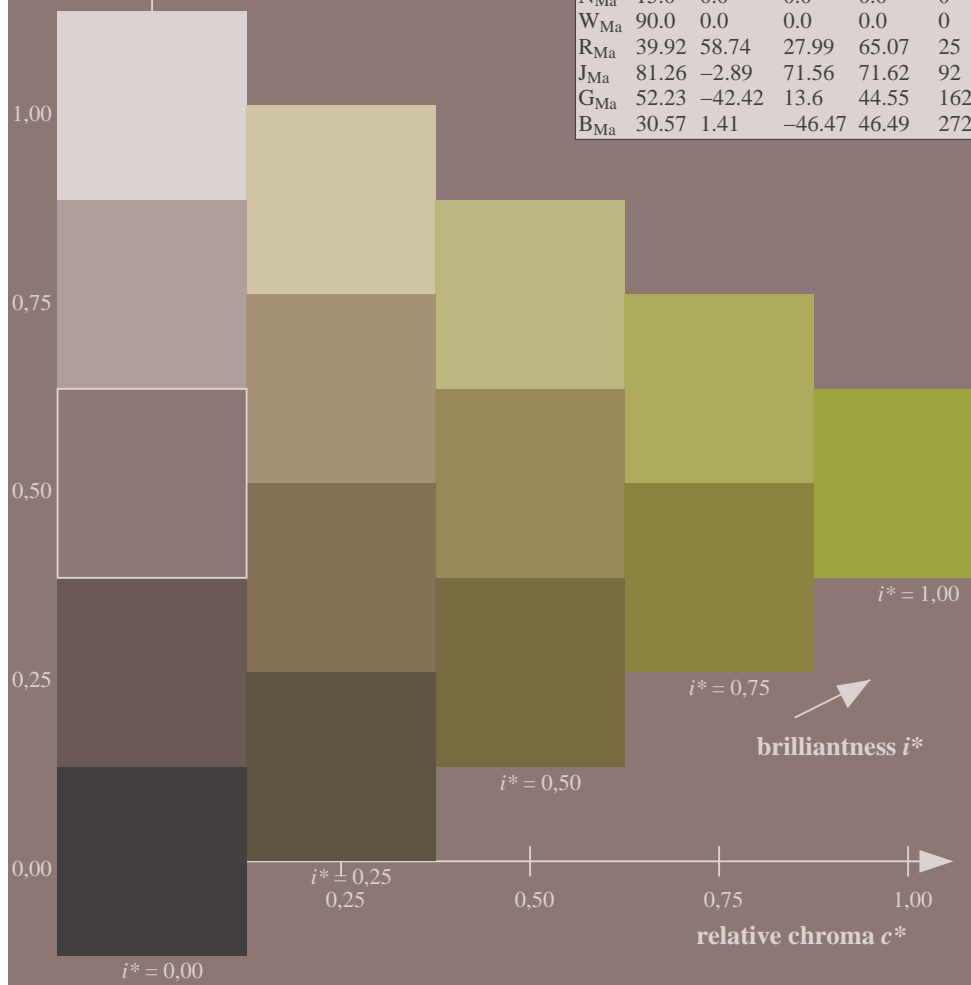
$u^*_{rel} = 88$

%Regularity

$g^*_{H,rel} = 31$

$g^*_{C,rel} = 40$

FRS15_90a; adapted (a) CIELAB data							
	u^*_e	$L^*=L^*_a$	a^*_a	b^*_a	$C^*_{ab,a}$	$h^*_{ab,a}$	u^*_d
r00j	39.18	56.94	27.13	63.07	25	m81o	
r25j	42.41	49.1	44.5	66.26	42	o10y	
r50j	52.78	35.22	58.37	68.17	59	o40y	
r75j	64.82	19.12	74.47	76.89	76	o69y	
j00g	82.06	-3.94	97.52	97.6	92	o98y	
j25g	67.26	-26.87	74.67	79.36	110	y34l	
j50g	55.83	-43.45	57.11	71.76	127	y69l	
j75g	47.5	-54.18	38.3	66.35	145	l03c	
g00b	50.07	-44.09	14.13	46.3	162	l23c	
g25b	52.21	-35.66	-6.03	36.17	190	l55c	
g50b	53.9	-29.04	-21.87	36.36	217	l87c	
g75b	49.44	-15.51	-32.31	35.84	244	c20v	
b00r	41.36	1.15	-37.95	37.97	272	c53v	
b25r	28.74	27.19	-46.77	54.1	300	c87v	
b50r	33.74	61.97	-37.81	72.59	329	v68m	
b75r	40.08	64.26	-3.32	64.35	357	m33o	



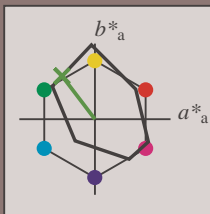
See for similar files: <http://www.ps.bam.de/Ee37/>; www.ps.bam.de/Ee37/10L/L37E00FP.PS/ .PDF application for evaluation and measurement of printer or monitor systems

BAM registration: 20081001-Ee37/10L/L37E00FP.PS/ .PDF BAM material: code=rh4ta

Input and output: Colorimetric Printer Reflective System FRS15_90a for relative CIELAB hue $h^* = lab^*h^* = h_{ab}/360 = 0.354$

$u^*_e = j50g$

data for any colour:
 lab^*tch^* and lab^*icu^*
 Hue texts:
 $u^*_e = j50g$ $u^*_d = y69l$
 contrast reduction factor:
 $c_R = 0.9$
 triangle lightness t^*



FRS15_90a; adapted (a) CIELAB data						
	u^*_e	$L^*=L^*_a$	a^*_a	b^*_a	$C^*_{ab,a}$	$h^*_{ab,a}$
O _{Ma}	38.8	53.92	39.68	66.95	36	
Y _{Ma}	82.58	-4.64	98.22	98.33	93	
L _{Ma}	46.95	-56.34	43.46	71.15	142	
C _{Ma}	54.62	-26.2	-28.68	38.85	228	
V _{Ma}	20.01	45.2	-52.87	69.56	311	
M _{Ma}	40.88	70.68	-29.99	76.78	337	
N _{Ma}	15.0	0.0	0.0	0.0	0	
W _{Ma}	90.0	0.0	0.0	0.0	0	
R _{Ma}	39.92	58.74	27.99	65.07	25	
J _{Ma}	81.26	-2.89	71.56	71.62	92	
G _{Ma}	52.23	-42.42	13.6	44.55	162	
B _{Ma}	30.57	1.41	-46.47	46.49	272	

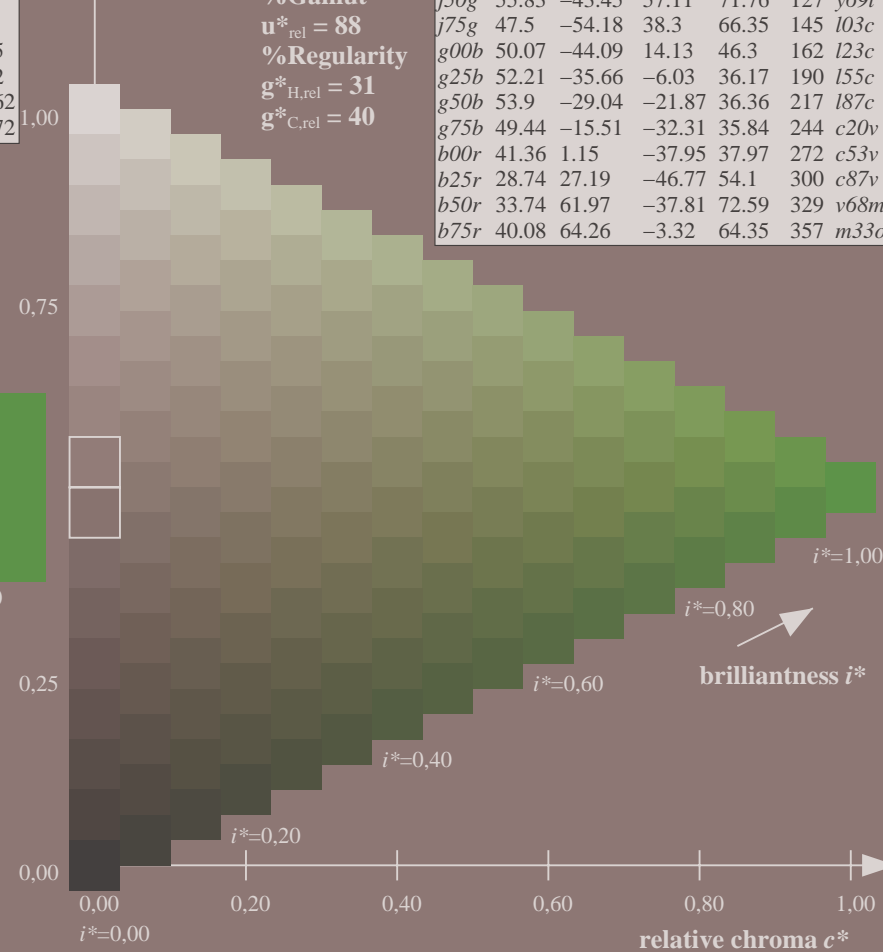
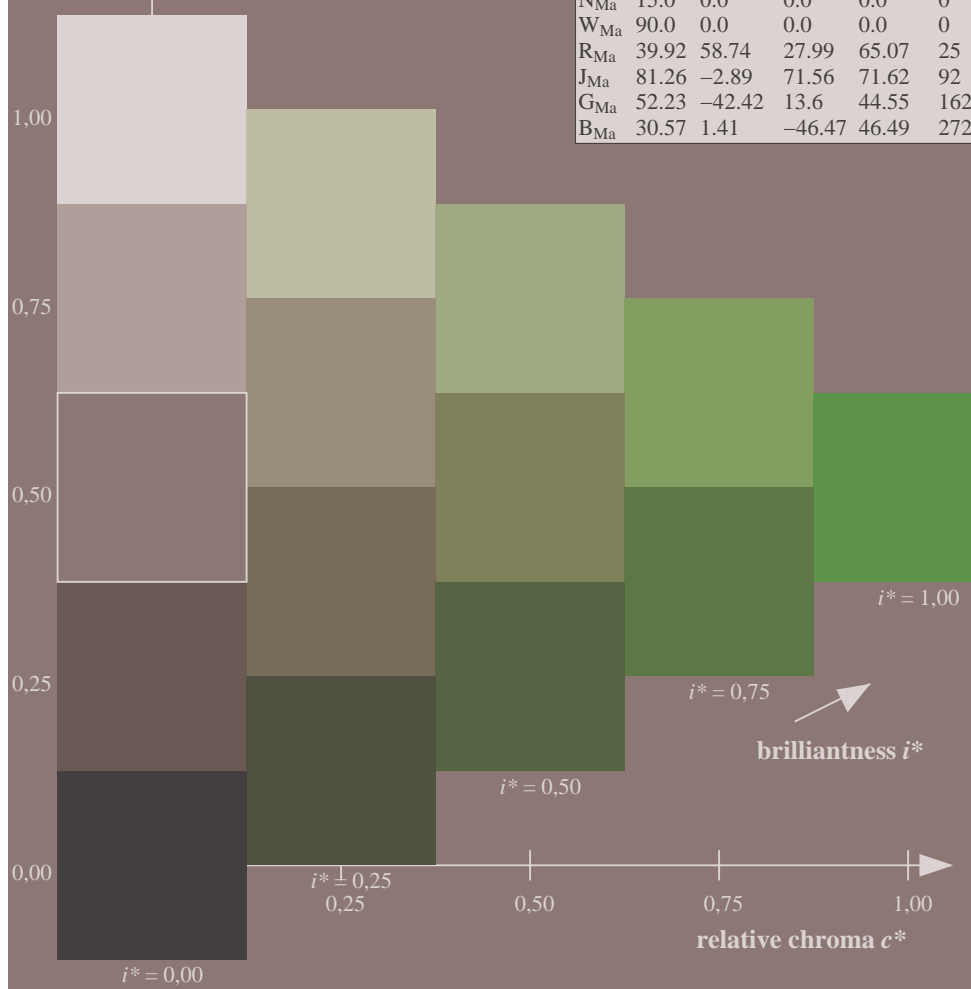
Data for maximum colour (Ma):

$LAB^*LAB^*_{Ma}$: 56 -43 57
 $LAB^*LCH^*_{Ma}$: 56 72 127
 $lab^*rgb^*_{Ma}$: 0.5 1.0 0.0
 $lab^*olv^*_{Ma}$: 0.3 1.0 0.0

FRS15_90a; adapted (a) CIELAB data							
	u^*_e	$L^*=L^*_a$	a^*_a	b^*_a	$C^*_{ab,a}$	$h^*_{ab,a}$	u^*_d
r00j	39.18	56.94	27.13	63.07	25	m81o	
r25j	42.41	49.1	44.5	66.26	42	o10y	
r50j	52.78	35.22	58.37	68.17	59	o40y	
r75j	64.82	19.12	74.47	76.89	76	o69y	
j00g	82.06	-3.94	97.52	97.6	92	o98y	
j25g	67.26	-26.87	74.67	79.36	110	y34l	
j50g	55.83	-43.45	57.11	71.76	127	y69l	
j75g	47.5	-54.18	38.3	66.35	145	l03c	
g00b	50.07	-44.09	14.13	46.3	162	l23c	
g25b	52.21	-35.66	-6.03	36.17	190	l55c	
g50b	53.9	-29.04	-21.87	36.36	217	l87c	
g75b	49.44	-15.51	-32.31	35.84	244	c20v	
b00r	41.36	1.15	-37.95	37.97	272	c53v	
b25r	28.74	27.19	-46.77	54.1	300	c87v	
b50r	33.74	61.97	-37.81	72.59	329	v68m	
b75r	40.08	64.26	-3.32	64.35	357	m33o	

triangle lightness t^*

%Gamut
 $u^*_{rel} = 88$
 %Regularity
 $g^*_{H,rel} = 31$
 $g^*_{C,rel} = 40$

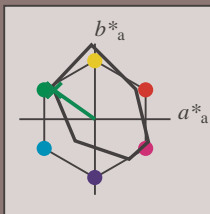


See for similar files: <http://www.ps.bam.de/Ee37/>; www.ps.bam.de/Ee.HTM
 Technical information: <http://www.ps.bam.de> Version 2.1, io=1,1, CIELAB, ColSpx=0

BAM registration: 20081001-Ee37/10L/L37E00FP.PS/ .PDF BAM material: code=rh4ta
 application for evaluation and measurement of printer or monitor systems

Input and output: Colorimetric Printer Reflective System FRS15_90a for relative CIELAB hue $h^* = lab^*h^* = h_{ab}/360 = 0.402$
 data for any colour:
 lab^*tch^* and lab^*icu^*

Hue texts:
 $u^*_e = j75g$ $u^*_d = i03c$
 contrast reduction factor:
 $c_R = 0.9$
 triangle lightness t^*



FRS15_90a; adapted (a) CIELAB data						
	u^*_e	$L^*=L^*_a$	a^*_a	b^*_a	$C^*_{ab,a}$	$h^*_{ab,a}$
O _{Ma}	38.8	53.92	39.68	66.95	36	
Y _{Ma}	82.58	-4.64	98.22	98.33	93	
L _{Ma}	46.95	-56.34	43.46	71.15	142	
C _{Ma}	54.62	-26.2	-28.68	38.85	228	
V _{Ma}	20.01	45.2	-52.87	69.56	311	
M _{Ma}	40.88	70.68	-29.99	76.78	337	
N _{Ma}	15.0	0.0	0.0	0.0	0	
W _{Ma}	90.0	0.0	0.0	0.0	0	
R _{Ma}	39.92	58.74	27.99	65.07	25	
J _{Ma}	81.26	-2.89	71.56	71.62	92	
G _{Ma}	52.23	-42.42	13.6	44.55	162	
B _{Ma}	30.57	1.41	-46.47	46.49	272	

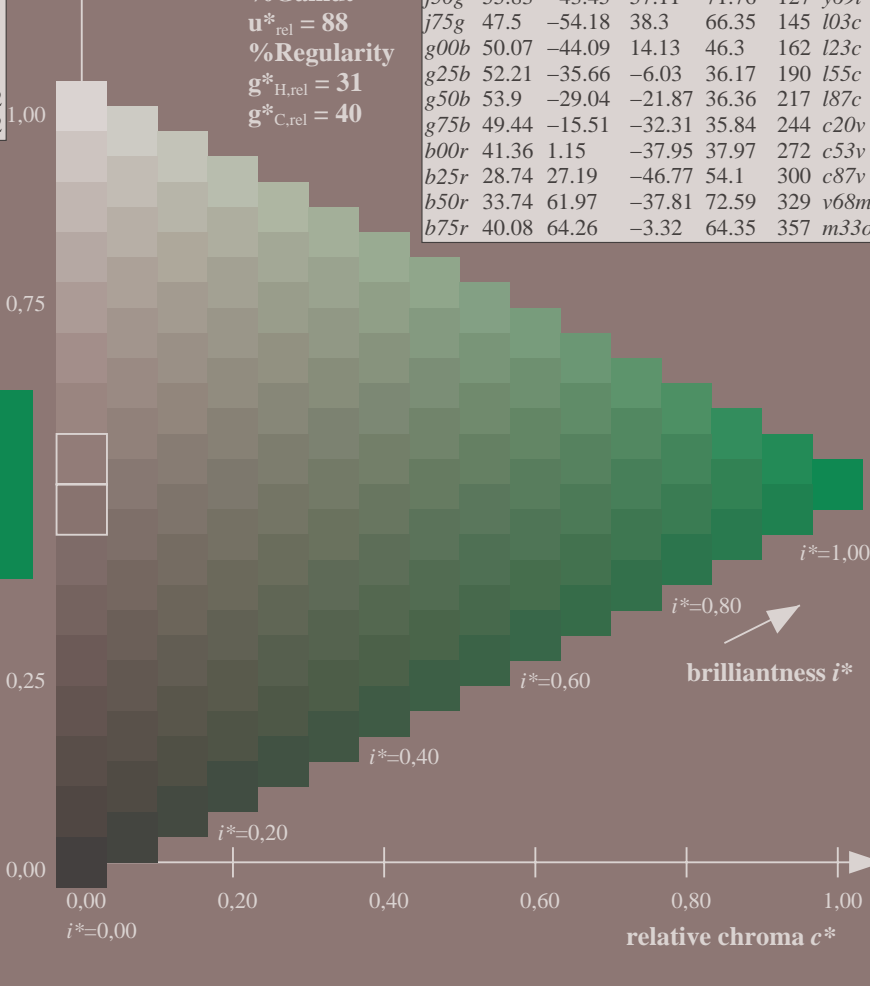
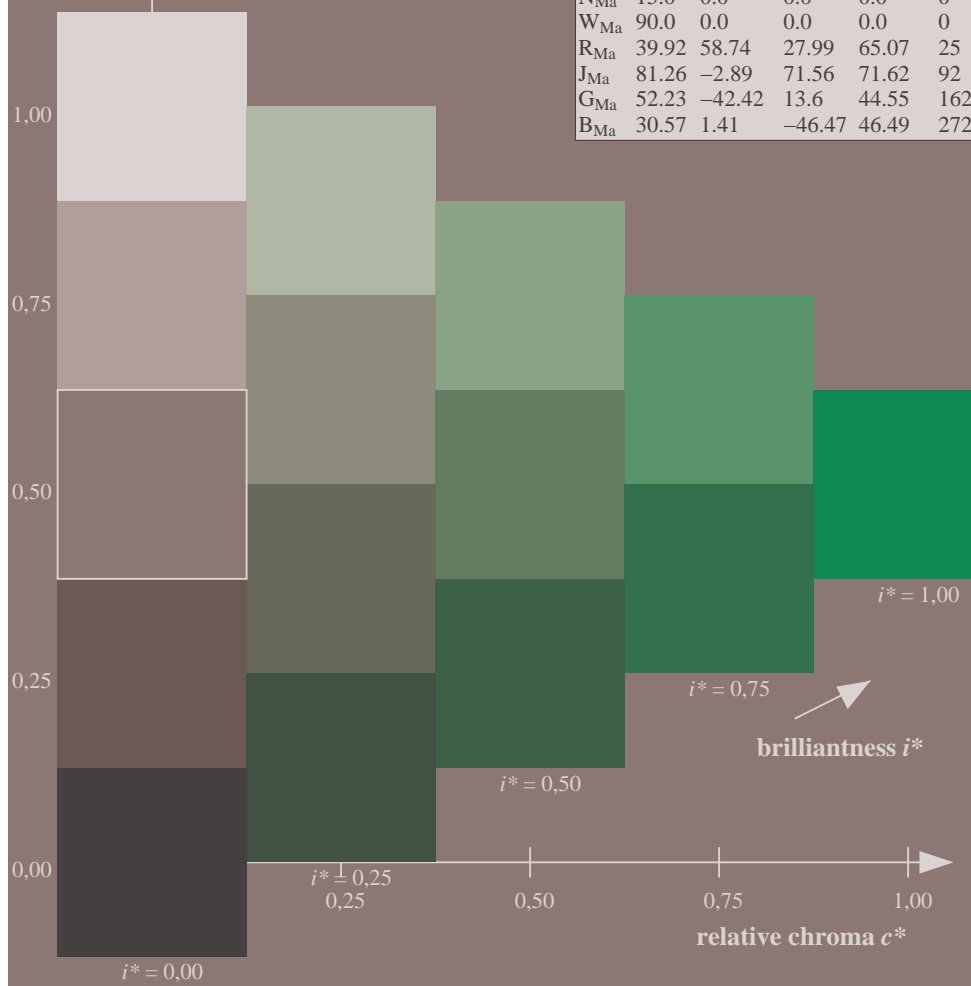
Data for maximum colour (Ma):

$LAB^*LAB^*_{Ma}$: 48 -54 38
 $LAB^*LCH^*_{Ma}$: 48 66 144
 $lab^*rgb^*_{Ma}$: 0.25 1.0 0.0
 $lab^*olv^*_{Ma}$: 0.0 1.0 0.03

FRS15_90a; adapted (a) CIELAB data							
	u^*_e	$L^*=L^*_a$	a^*_a	b^*_a	$C^*_{ab,a}$	$h^*_{ab,a}$	u^*_d
r00j	39.18	56.94	27.13	63.07	25	m81o	
r25j	42.41	49.1	44.5	66.26	42	o10y	
r50j	52.78	35.22	58.37	68.17	59	o40y	
r75j	64.82	19.12	74.47	76.89	76	o69y	
j00g	82.06	-3.94	97.52	97.6	92	o98y	
j25g	67.26	-26.87	74.67	79.36	110	y34l	
j50g	55.83	-43.45	57.11	71.76	127	y69l	
j75g	47.5	-54.18	38.3	66.35	145	i03c	
g00b	50.07	-44.09	14.13	46.3	162	i23c	
g25b	52.21	-35.66	-6.03	36.17	190	i55c	
g50b	53.9	-29.04	-21.87	36.36	217	i87c	
g75b	49.44	-15.51	-32.31	35.84	244	c20v	
b00r	41.36	1.15	-37.95	37.97	272	c53v	
b25r	28.74	27.19	-46.77	54.1	300	c87v	
b50r	33.74	61.97	-37.81	72.59	329	v68m	
b75r	40.08	64.26	-3.32	64.35	357	m33o	

triangle lightness t^*

%Gamut
 $u^*_{rel} = 88$
 %Regularity
 $g^*_{H,rel} = 31$
 $g^*_{C,rel} = 40$

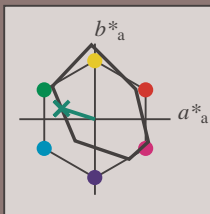


See for similar files: <http://www.ps.bam.de/Ee37/>; www.ps.bam.de/Ee37/10L/L37E00FP.PS/.PDF
 Technical information: <http://www.ps.bam.de> Version 2.1, io=1,1, CIELAB, ColSpX=0

BAM registration: 20081001-Ee37/10L/L37E00FP.PS/ .PDF BAM material: code=rh4ta
 application for evaluation and measurement of printer or monitor systems

Input and output: Colorimetric Printer Reflective System FRS15_90a for relative CIELAB hue $h^* = lab^*h^* = h_{ab}/360 = 0.451$
 data for any colour:
 lab^*tch^* and lab^*icu^*

Hue texts:
 $u^*_e = g00b$ $u^*_d = l23c$
 contrast reduction factor:
 $c_R = 0.9$
 triangle lightness t^*



FRS15_90a; adapted (a) CIELAB data						
	u^*_e	$L^*=L^*_a$	a^*_a	b^*_a	$C^*_{ab,a}$	$h^*_{ab,a}$
O _{Ma}	38.8	53.92	39.68	66.95	36	
Y _{Ma}	82.58	-4.64	98.22	98.33	93	
L _{Ma}	46.95	-56.34	43.46	71.15	142	
C _{Ma}	54.62	-26.2	-28.68	38.85	228	
V _{Ma}	20.01	45.2	-52.87	69.56	311	
M _{Ma}	40.88	70.68	-29.99	76.78	337	
N _{Ma}	15.0	0.0	0.0	0.0	0	
W _{Ma}	90.0	0.0	0.0	0.0	0	
R _{Ma}	39.92	58.74	27.99	65.07	25	
J _{Ma}	81.26	-2.89	71.56	71.62	92	
G _{Ma}	52.23	-42.42	13.6	44.55	162	
B _{Ma}	30.57	1.41	-46.47	46.49	272	

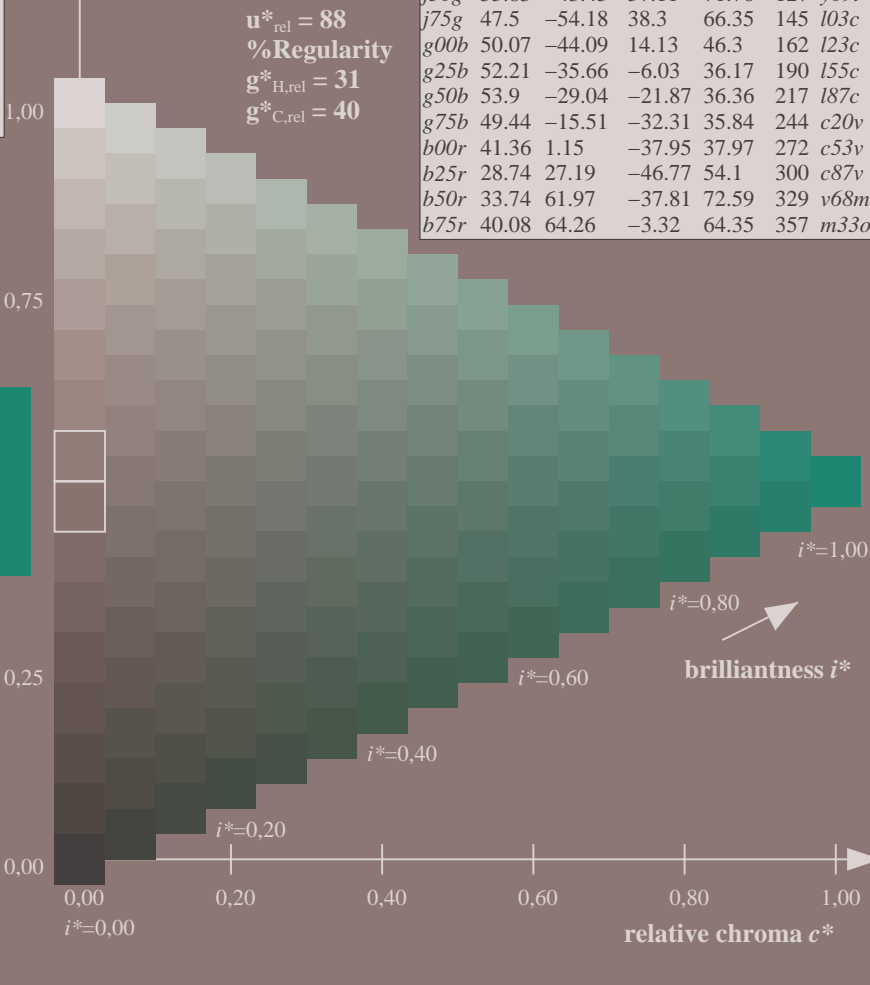
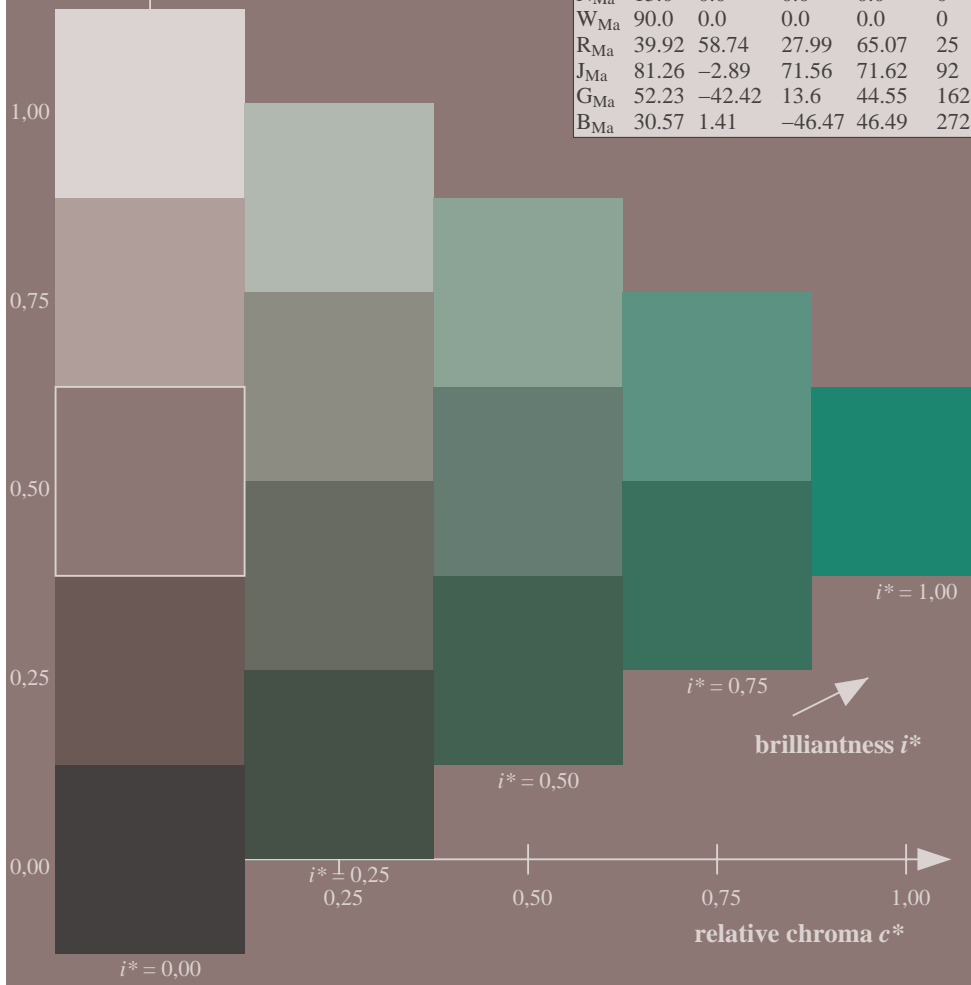
Data for maximum colour (Ma):

$LAB^*LAB^*_{Ma}$: 50 -44 14
 $LAB^*LCH^*_{Ma}$: 50 46 162
 $lab^*rgb^*_{Ma}$: 0.0 1.0 0.0
 $lab^*olv^*_{Ma}$: 0.0 1.0 0.23

FRS15_90a; adapted (a) CIELAB data							
	u^*_e	$L^*=L^*_a$	a^*_a	b^*_a	$C^*_{ab,a}$	$h^*_{ab,a}$	u^*_d
r00j	39.18	56.94	27.13	63.07	25	m81o	
r25j	42.41	49.1	44.5	66.26	42	o10y	
r50j	52.78	35.22	58.37	68.17	59	o40y	
r75j	64.82	19.12	74.47	76.89	76	o69y	
j00g	82.06	-3.94	97.52	97.6	92	o98y	
j25g	67.26	-26.87	74.67	79.36	110	y34l	
j50g	55.83	-43.45	57.11	71.76	127	y69l	
j75g	47.5	-54.18	38.3	66.35	145	l03c	
g00b	50.07	-44.09	14.13	46.3	162	l23c	
g25b	52.21	-35.66	-6.03	36.17	190	l55c	
g50b	53.9	-29.04	-21.87	36.36	217	l87c	
g75b	49.44	-15.51	-32.31	35.84	244	c20v	
b00r	41.36	1.15	-37.95	37.97	272	c53v	
b25r	28.74	27.19	-46.77	54.1	300	c87v	
b50r	33.74	61.97	-37.81	72.59	329	v68m	
b75r	40.08	64.26	-3.32	64.35	357	m33o	

triangle lightness t^*

%Gamut
 $u^*_{rel} = 88$
 %Regularity
 $g^*_{H,rel} = 31$
 $g^*_{C,rel} = 40$



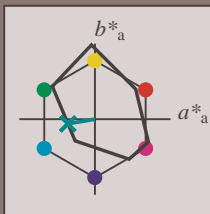
See for similar files: <http://www.ps.bam.de/Ee37/>; www.ps.bam.de/Ee.HTM
 Technical information: <http://www.ps.bam.de> Version 2.1, io=1,1, CIELAB, ColSpX=0

BAM registration: 20081001-Ee37/10L/L37E00FP.PS/ .PDF BAM material: code=rh4ta
 application for evaluation and measurement of printer or monitor systems

Input and output: Colorimetric Printer Reflective System FRS15_90a for relative CIELAB hue $h^* = lab^*h^* = h_{ab}/360 = 0.527$

$u^*_e = g25b$

data for any colour:
 lab^*tch^* and lab^*icu^*
 Hue texts:
 $u^*_e = g25b$ $u^*_d = l55c$
 contrast reduction factor:
 $c_R = 0.9$
 triangle lightness t^*



FRS15_90a; adapted (a) CIELAB data						
	u^*_e	$L^*=L^*_a$	a^*_a	b^*_a	$C^*_{ab,a}$	$h^*_{ab,a}$
O _{Ma}	38.8	53.92	39.68	66.95	36	
Y _{Ma}	82.58	-4.64	98.22	98.33	93	
L _{Ma}	46.95	-56.34	43.46	71.15	142	
C _{Ma}	54.62	-26.2	-28.68	38.85	228	
V _{Ma}	20.01	45.2	-52.87	69.56	311	
M _{Ma}	40.88	70.68	-29.99	76.78	337	
N _{Ma}	15.0	0.0	0.0	0.0	0	
W _{Ma}	90.0	0.0	0.0	0.0	0	
R _{Ma}	39.92	58.74	27.99	65.07	25	
J _{Ma}	81.26	-2.89	71.56	71.62	92	
G _{Ma}	52.23	-42.42	13.6	44.55	162	
B _{Ma}	30.57	1.41	-46.47	46.49	272	

Data for maximum colour (Ma):

$LAB^*LAB^*_{Ma}$: 52 -36 -6

$LAB^*LCH^*_{Ma}$: 52 36 189

$lab^*rgb^*_{Ma}$: 0.0 1.0 0.5

$lab^*olv^*_{Ma}$: 0.0 1.0 0.55

triangle lightness t^*

%Gamut

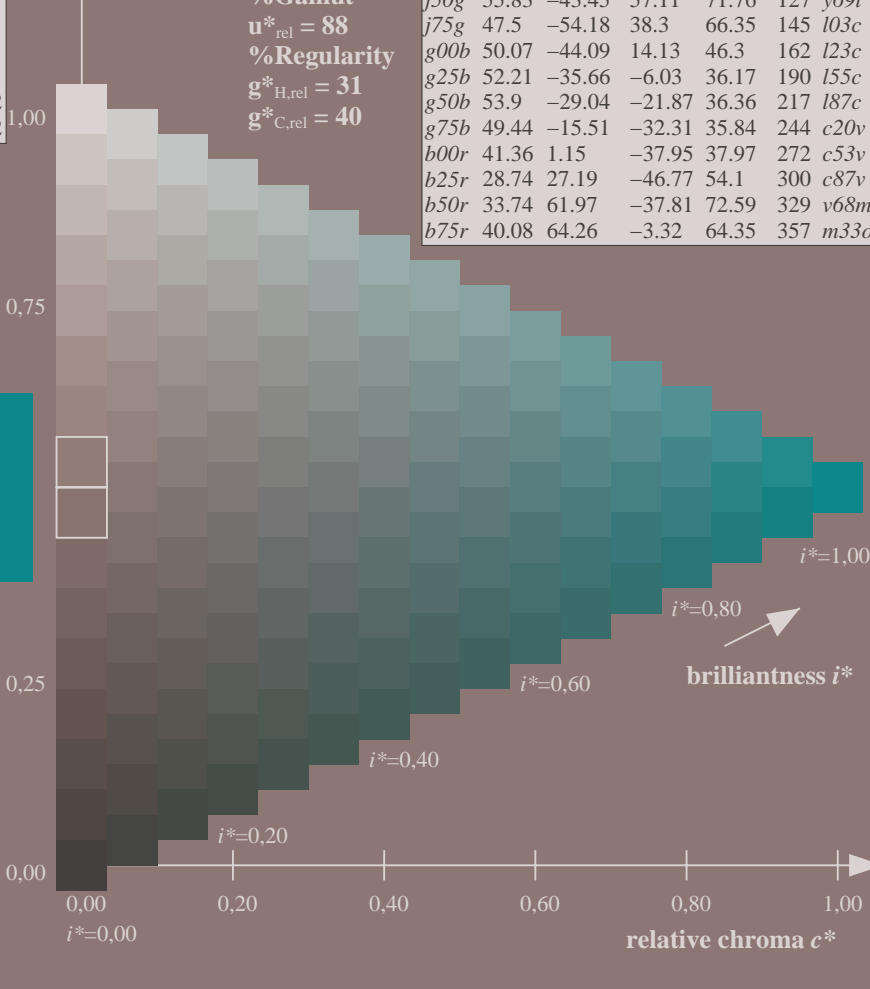
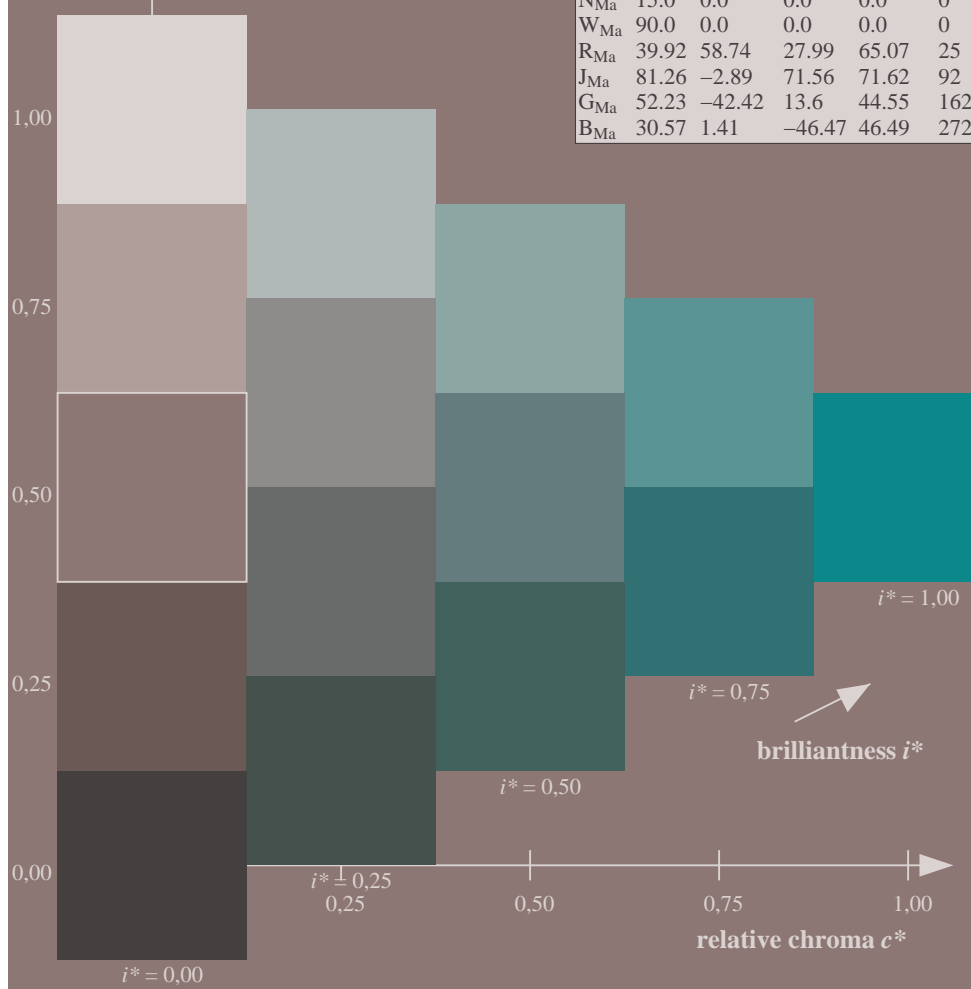
$u^*_{rel} = 88$

%Regularity

$g^*_{H,rel} = 31$

$g^*_{C,rel} = 40$

FRS15_90a; adapted (a) CIELAB data							
	u^*_e	$L^*=L^*_a$	a^*_a	b^*_a	$C^*_{ab,a}$	$h^*_{ab,a}$	u^*_d
r00j	39.18	56.94	27.13	63.07	25	m81o	
r25j	42.41	49.1	44.5	66.26	42	o10y	
r50j	52.78	35.22	58.37	68.17	59	o40y	
r75j	64.82	19.12	74.47	76.89	76	o69y	
j00g	82.06	-3.94	97.52	97.6	92	o98y	
j25g	67.26	-26.87	74.67	79.36	110	y34l	
j50g	55.83	-43.45	57.11	71.76	127	y69l	
j75g	47.5	-54.18	38.3	66.35	145	l03c	
g00b	50.07	-44.09	14.13	46.3	162	l23c	
g25b	52.21	-35.66	-6.03	36.17	190	l55c	
g50b	53.9	-29.04	-21.87	36.36	217	l87c	
g75b	49.44	-15.51	-32.31	35.84	244	c20v	
b00r	41.36	1.15	-37.95	37.97	272	c53v	
b25r	28.74	27.19	-46.77	54.1	300	c87v	
b50r	33.74	61.97	-37.81	72.59	329	v68m	
b75r	40.08	64.26	-3.32	64.35	357	m33o	



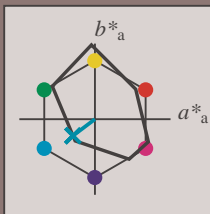
See for similar files: <http://www.ps.bam.de/Ee37/>; www.ps.bam.de/Ee37/10L/L37E00FP.PS/.PDF
 Technical information: <http://www.ps.bam.de> Version 2.1, io=1,1, CIELAB, ColSpX=0

BAM registration: 20081001-Ee37/10L/L37E00FP.PS/ .PDF BAM material: code=rh4ta
 application for evaluation and measurement of printer or monitor systems

Input and output: Colorimetric Printer Reflective System FRS15_90a for relative CIELAB hue $h^* = lab^*h^* = h_{ab}/360 = 0.603$

$u^*_e = g50b$

data for any colour:
 lab^*tch^* and lab^*icu^*
 Hue texts:
 $u^*_e = g50b$ $u^*_d = 187c$
 contrast reduction factor:
 $c_R = 0.9$
 triangle lightness t^*



FRS15_90a; adapted (a) CIELAB data						
	u^*_e	$L^*=L^*_a$	a^*_a	b^*_a	$C^*_{ab,a}$	$h^*_{ab,a}$
O _{Ma}	38.8	53.92	39.68	66.95	36	
Y _{Ma}	82.58	-4.64	98.22	98.33	93	
L _{Ma}	46.95	-56.34	43.46	71.15	142	
C _{Ma}	54.62	-26.2	-28.68	38.85	228	
V _{Ma}	20.01	45.2	-52.87	69.56	311	
M _{Ma}	40.88	70.68	-29.99	76.78	337	
N _{Ma}	15.0	0.0	0.0	0.0	0	
W _{Ma}	90.0	0.0	0.0	0.0	0	
R _{Ma}	39.92	58.74	27.99	65.07	25	
J _{Ma}	81.26	-2.89	71.56	71.62	92	
G _{Ma}	52.23	-42.42	13.6	44.55	162	
B _{Ma}	30.57	1.41	-46.47	46.49	272	

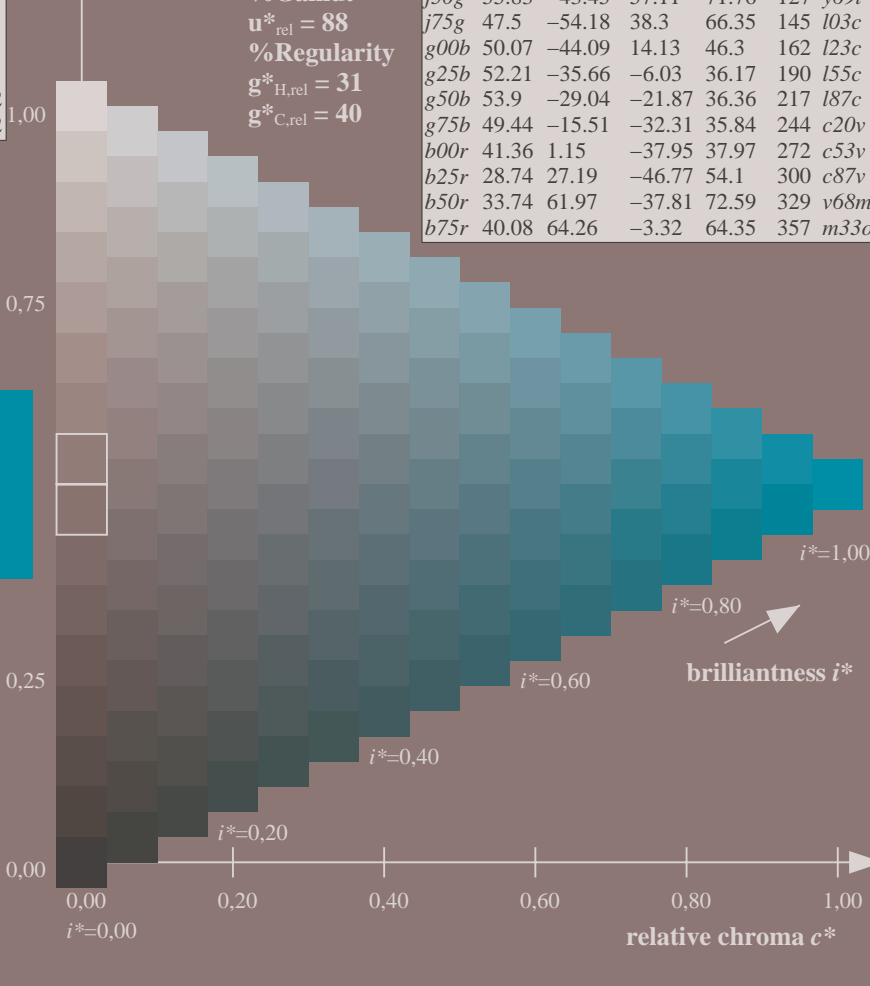
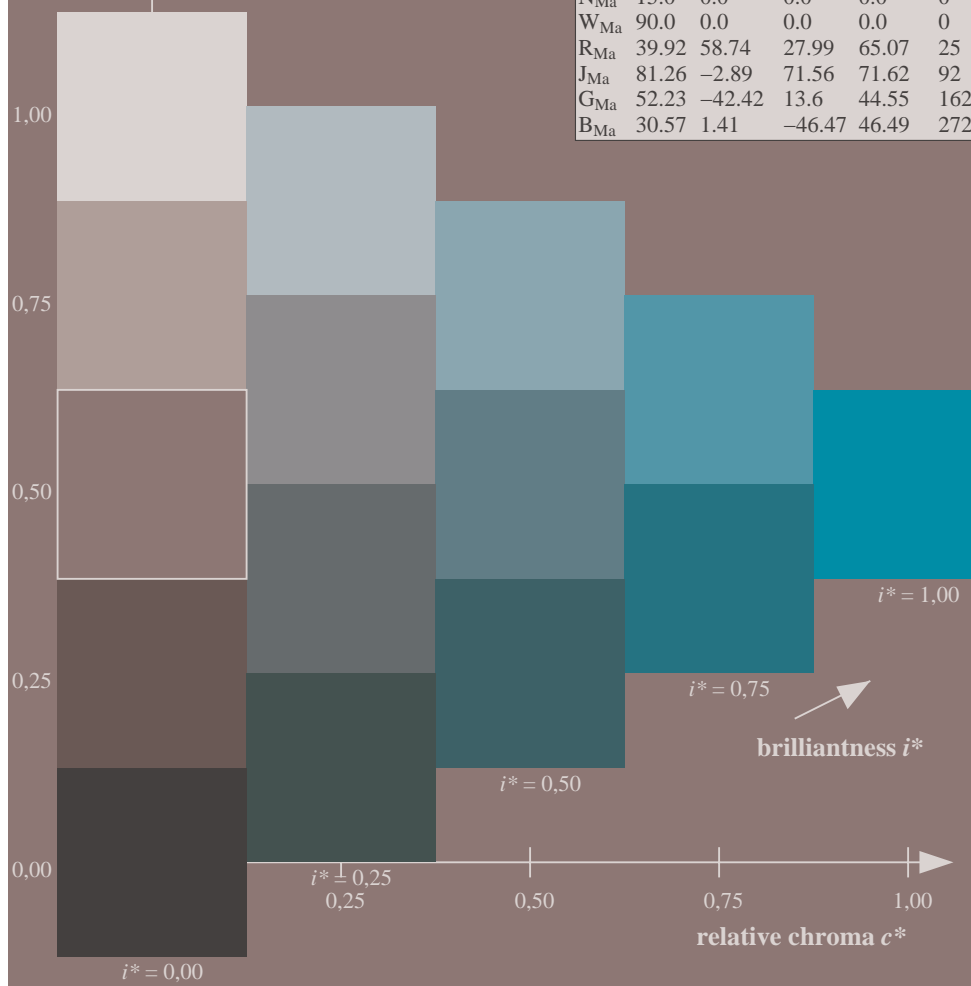
Data for maximum colour (Ma):

$LAB^*LAB^*_{Ma}$: 54 -29 -22
 $LAB^*LCH^*_{Ma}$: 54 36 216
 $lab^*rgb^*_{Ma}$: 0.0 1.0 1.0
 $lab^*olv^*_{Ma}$: 0.0 1.0 0.88

FRS15_90a; adapted (a) CIELAB data							
	u^*_e	$L^*=L^*_a$	a^*_a	b^*_a	$C^*_{ab,a}$	$h^*_{ab,a}$	u^*_d
r00j	39.18	56.94	27.13	63.07	25	m81o	
r25j	42.41	49.1	44.5	66.26	42	o10y	
r50j	52.78	35.22	58.37	68.17	59	o40y	
r75j	64.82	19.12	74.47	76.89	76	o69y	
j00g	82.06	-3.94	97.52	97.6	92	o98y	
j25g	67.26	-26.87	74.67	79.36	110	y34l	
j50g	55.83	-43.45	57.11	71.76	127	y69l	
j75g	47.5	-54.18	38.3	66.35	145	l03c	
g00b	50.07	-44.09	14.13	46.3	162	l23c	
g25b	52.21	-35.66	-6.03	36.17	190	l55c	
g50b	53.9	-29.04	-21.87	36.36	217	l87c	
g75b	49.44	-15.51	-32.31	35.84	244	c20v	
b00r	41.36	1.15	-37.95	37.97	272	c53v	
b25r	28.74	27.19	-46.77	54.1	300	c87v	
b50r	33.74	61.97	-37.81	72.59	329	v68m	
b75r	40.08	64.26	-3.32	64.35	357	m33o	

triangle lightness t^*

%Gamut
 $u^*_{rel} = 88$
 %Regularity
 $g^*_{H,rel} = 31$
 $g^*_{C,rel} = 40$



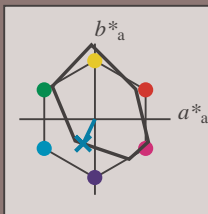
See for similar files: <http://www.ps.bam.de/Ee37/>; www.ps.bam.de/Ee37/10L/L37E00FP.PS/.PDF
 Technical information: <http://www.ps.bam.de> Version 2.1, io=1,1, CIELAB, ColSpX=0

BAM registration: 20081001-Ee37/10L/L37E00FP.PS/.PDF BAM material: code=rh4ta
 application for evaluation and measurement of printer or monitor systems

Input and output: Colorimetric Printer Reflective System FRS15_90a for relative CIELAB hue $h^* = lab^*h^* = h_{ab}/360 = 0.679$

$u^*_e = g75b$

data for any colour:
 lab^*tch^* and lab^*icu^*
 Hue texts:
 $u^*_e = g75b$ $u^*_d = c20v$
 contrast reduction factor:
 $c_R = 0.9$
 triangle lightness t^*



FRS15_90a; adapted (a) CIELAB data						
	u^*_e	$L^*=L^*_a$	a^*_a	b^*_a	$C^*_{ab,a}$	$h^*_{ab,a}$
O _{Ma}	38.8	53.92	39.68	66.95	36	
Y _{Ma}	82.58	-4.64	98.22	98.33	93	
L _{Ma}	46.95	-56.34	43.46	71.15	142	
C _{Ma}	54.62	-26.2	-28.68	38.85	228	
V _{Ma}	20.01	45.2	-52.87	69.56	311	
M _{Ma}	40.88	70.68	-29.99	76.78	337	
N _{Ma}	15.0	0.0	0.0	0.0	0	
W _{Ma}	90.0	0.0	0.0	0.0	0	
R _{Ma}	39.92	58.74	27.99	65.07	25	
J _{Ma}	81.26	-2.89	71.56	71.62	92	
G _{Ma}	52.23	-42.42	13.6	44.55	162	
B _{Ma}	30.57	1.41	-46.47	46.49	272	

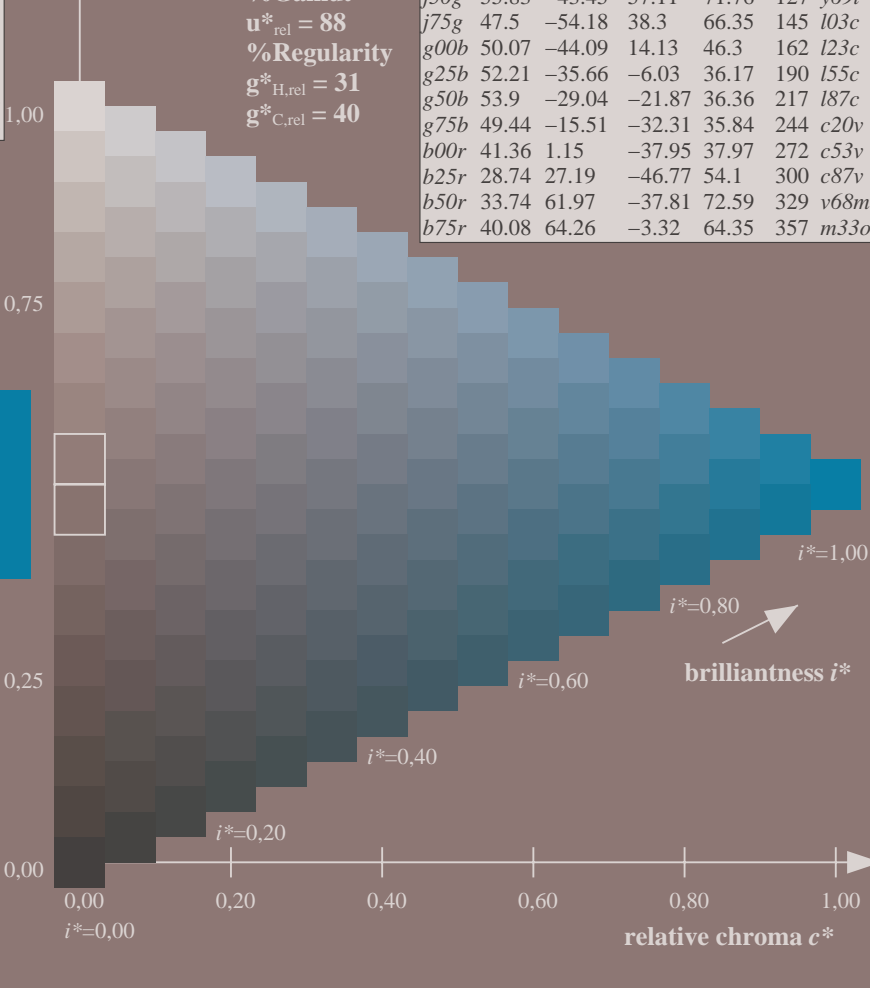
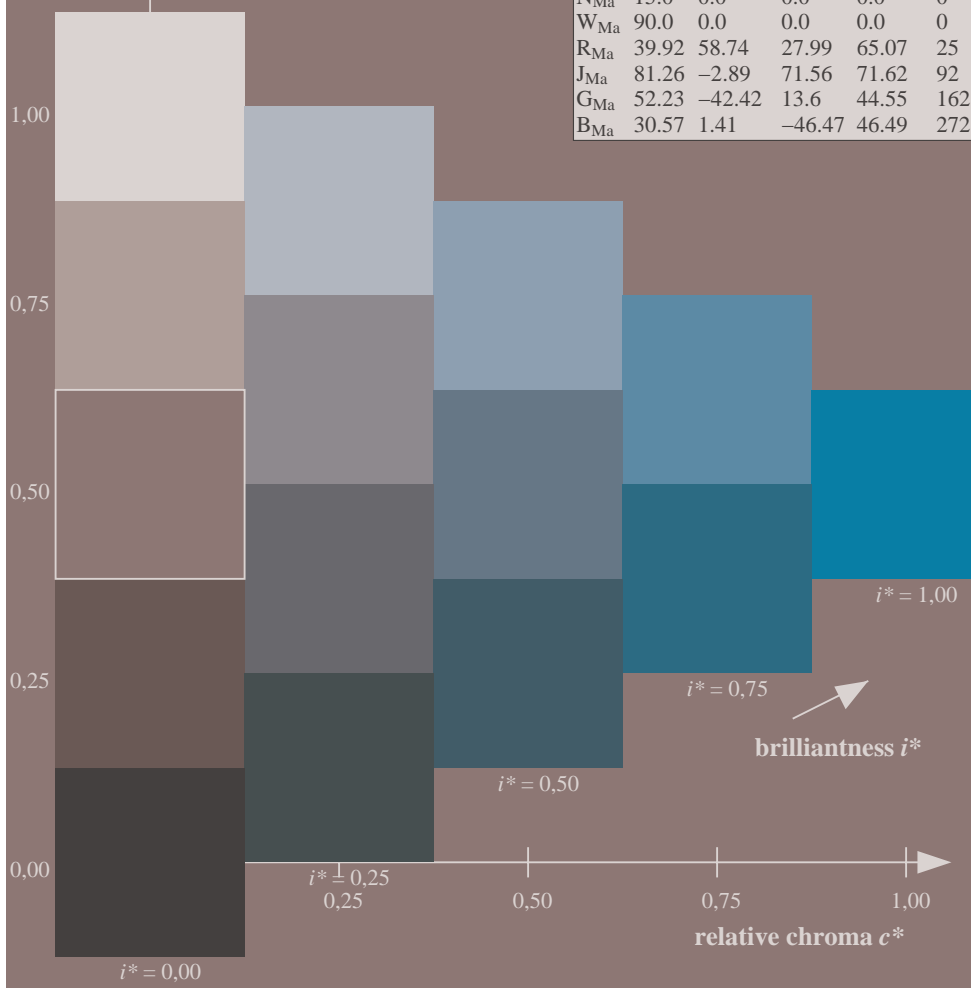
Data for maximum colour (Ma):

$LAB^*LAB^*_{Ma}$: 49 -16 -32
 $LAB^*LCH^*_{Ma}$: 49 36 244
 $lab^*rgb^*_{Ma}$: 0.0 0.5 1.0
 $lab^*olv^*_{Ma}$: 0.0 0.8 1.0

FRS15_90a; adapted (a) CIELAB data							
	u^*_e	$L^*=L^*_a$	a^*_a	b^*_a	$C^*_{ab,a}$	$h^*_{ab,a}$	u^*_d
r00j	39.18	56.94	27.13	63.07	25	m81o	
r25j	42.41	49.1	44.5	66.26	42	o10y	
r50j	52.78	35.22	58.37	68.17	59	o40y	
r75j	64.82	19.12	74.47	76.89	76	o69y	
j00g	82.06	-3.94	97.52	97.6	92	o98y	
j25g	67.26	-26.87	74.67	79.36	110	y34l	
j50g	55.83	-43.45	57.11	71.76	127	y69l	
j75g	47.5	-54.18	38.3	66.35	145	l03c	
g00b	50.07	-44.09	14.13	46.3	162	l23c	
g25b	52.21	-35.66	-6.03	36.17	190	l55c	
g50b	53.9	-29.04	-21.87	36.36	217	l87c	
g75b	49.44	-15.51	-32.31	35.84	244	c20v	
b00r	41.36	1.15	-37.95	37.97	272	c53v	
b25r	28.74	27.19	-46.77	54.1	300	c87v	
b50r	33.74	61.97	-37.81	72.59	329	v68m	
b75r	40.08	64.26	-3.32	64.35	357	m33o	

triangle lightness t^*

%Gamut
 $u^*_{rel} = 88$
 %Regularity
 $g^*_{H,rel} = 31$
 $g^*_{C,rel} = 40$

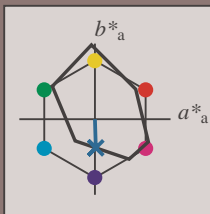


See for similar files: <http://www.ps.bam.de/Ee37/>; www.ps.bam.de/Ee37/
 Technical information: <http://www.ps.bam.de> Version 2.1, io=1,1, CIELAB, ColSpx=0

BAM registration: 20081001-Ee37/10L/L37E00FP.PS/ .PDF BAM material: code=rh4ta
 application for evaluation and measurement of printer or monitor systems

Input and output: Colorimetric Printer Reflective System FRS15_90a for relative CIELAB hue $h^* = lab^*h^* = h_{ab}/360 = 0.755$
 data for any colour:
 lab^*tch^* and lab^*icu^*

Hue texts:
 $u^*_e = b00r$ $u^*_d = c53v$
 contrast reduction factor:
 $c_R = 0.9$
 triangle lightness t^*



FRS15_90a; adapted (a) CIELAB data						
	u^*_e	$L^*=L^*_a$	a^*_a	b^*_a	$C^*_{ab,a}$	$h^*_{ab,a}$
O _{Ma}	38.8	53.92	39.68	66.95	36	
Y _{Ma}	82.58	-4.64	98.22	98.33	93	
L _{Ma}	46.95	-56.34	43.46	71.15	142	
C _{Ma}	54.62	-26.2	-28.68	38.85	228	
V _{Ma}	20.01	45.2	-52.87	69.56	311	
M _{Ma}	40.88	70.68	-29.99	76.78	337	
N _{Ma}	15.0	0.0	0.0	0.0	0	
W _{Ma}	90.0	0.0	0.0	0.0	0	
R _{Ma}	39.92	58.74	27.99	65.07	25	
J _{Ma}	81.26	-2.89	71.56	71.62	92	
G _{Ma}	52.23	-42.42	13.6	44.55	162	
B _{Ma}	30.57	1.41	-46.47	46.49	272	

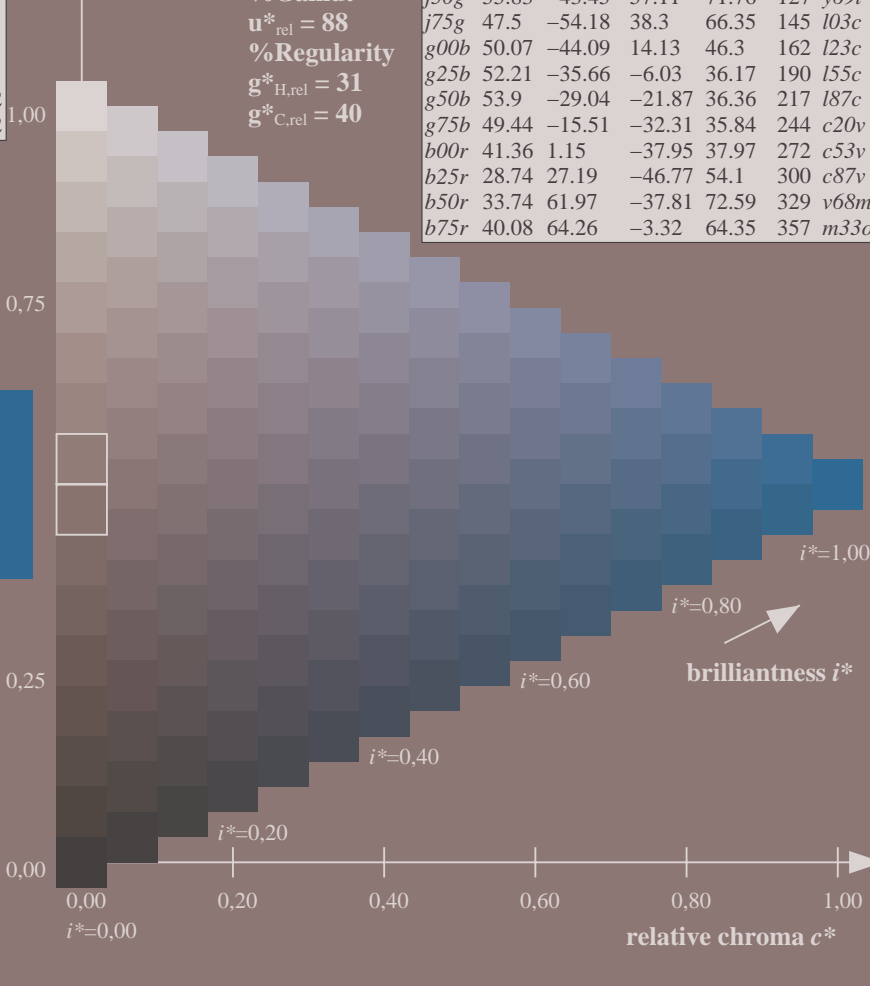
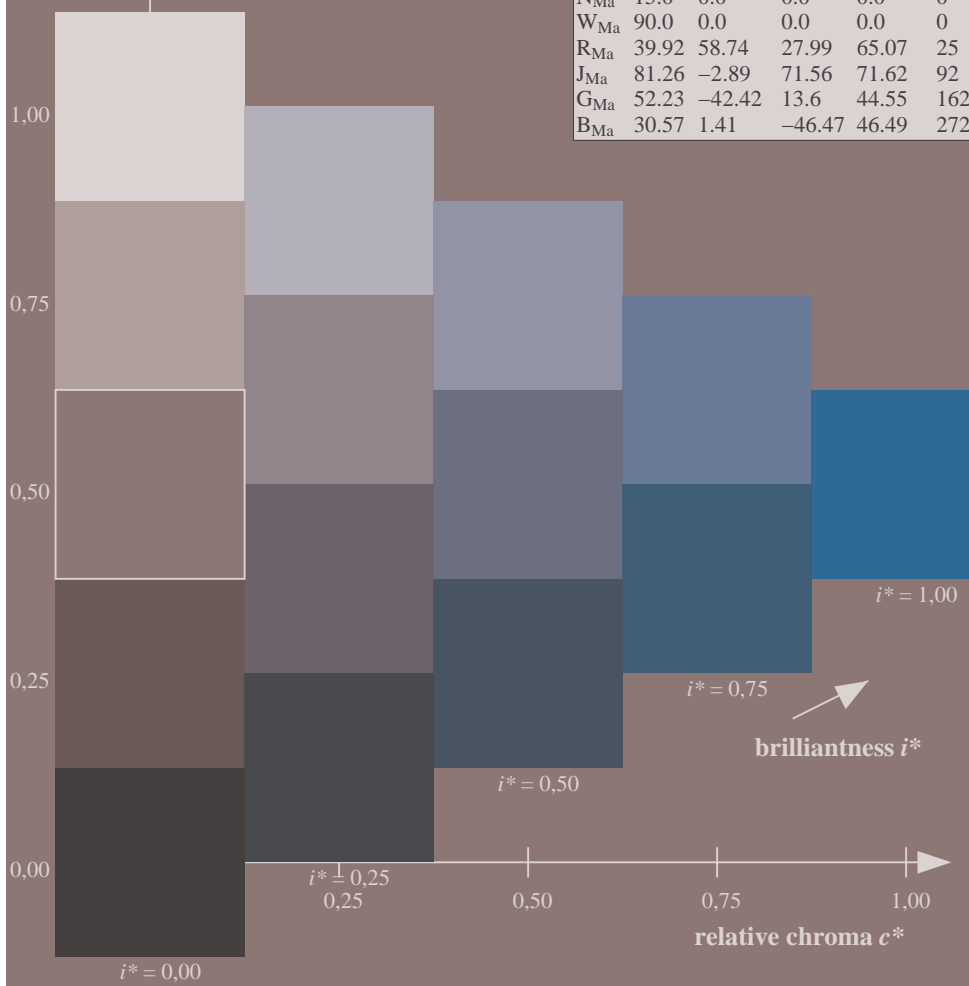
Data for maximum colour (Ma):

$LAB^*LAB^*_{Ma}$: 41 1 -38
 $LAB^*LCH^*_{Ma}$: 41 38 271
 $lab^*rgb^*_{Ma}$: 0.0 0.0 1.0
 $lab^*olv^*_{Ma}$: 0.0 0.47 1.0

FRS15_90a; adapted (a) CIELAB data							
	u^*_e	$L^*=L^*_a$	a^*_a	b^*_a	$C^*_{ab,a}$	$h^*_{ab,a}$	u^*_d
r00j	39.18	56.94	27.13	63.07	25	m81o	
r25j	42.41	49.1	44.5	66.26	42	o10y	
r50j	52.78	35.22	58.37	68.17	59	o40y	
r75j	64.82	19.12	74.47	76.89	76	o69y	
j00g	82.06	-3.94	97.52	97.6	92	o98y	
j25g	67.26	-26.87	74.67	79.36	110	y34l	
j50g	55.83	-43.45	57.11	71.76	127	y69l	
j75g	47.5	-54.18	38.3	66.35	145	l03c	
g00b	50.07	-44.09	14.13	46.3	162	l23c	
g25b	52.21	-35.66	-6.03	36.17	190	l55c	
g50b	53.9	-29.04	-21.87	36.36	217	l87c	
g75b	49.44	-15.51	-32.31	35.84	244	c20v	
b00r	41.36	1.15	-37.95	37.97	272	c53v	
b25r	28.74	27.19	-46.77	54.1	300	c87v	
b50r	33.74	61.97	-37.81	72.59	329	v68m	
b75r	40.08	64.26	-3.32	64.35	357	m33o	

triangle lightness t^*

%Gamut
 $u^*_{rel} = 88$
 %Regularity
 $g^*_{H,rel} = 31$
 $g^*_{C,rel} = 40$



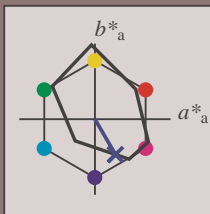
See for similar files: <http://www.ps.bam.de/Ee37/>; www.ps.bam.de/Ee37/10L/L37E00FP.PS/.PDF
 Technical information: <http://www.ps.bam.de> Version 2.1, io=1,1, CIELAB, ColSpx=0

BAM registration: 20081001-Ee37/10L/L37E00FP.PS/ .PDF BAM material: code=rh4ta
 application for evaluation and measurement of printer or monitor systems

Input and output: Colorimetric Printer Reflective System FRS15_90a for relative CIELAB hue $h^* = lab^*h^* = h_{ab}/360 = 0.834$

$u^*_e = b25r$

data for any colour:
 lab^*tch^* and lab^*icu^*
 Hue texts:
 $u^*_e = b25r$ $u^*_d = c87v$
 contrast reduction factor:
 $c_R = 0.9$
 triangle lightness t^*



FRS15_90a; adapted (a) CIELAB data						
	u^*_e	$L^*=L^*_a$	a^*_a	b^*_a	$C^*_{ab,a}$	$h^*_{ab,a}$
O _{Ma}	38.8	53.92	39.68	66.95	36	
Y _{Ma}	82.58	-4.64	98.22	98.33	93	
L _{Ma}	46.95	-56.34	43.46	71.15	142	
C _{Ma}	54.62	-26.2	-28.68	38.85	228	
V _{Ma}	20.01	45.2	-52.87	69.56	311	
M _{Ma}	40.88	70.68	-29.99	76.78	337	
N _{Ma}	15.0	0.0	0.0	0.0	0	
W _{Ma}	90.0	0.0	0.0	0.0	0	
R _{Ma}	39.92	58.74	27.99	65.07	25	
J _{Ma}	81.26	-2.89	71.56	71.62	92	
G _{Ma}	52.23	-42.42	13.6	44.55	162	
B _{Ma}	30.57	1.41	-46.47	46.49	272	

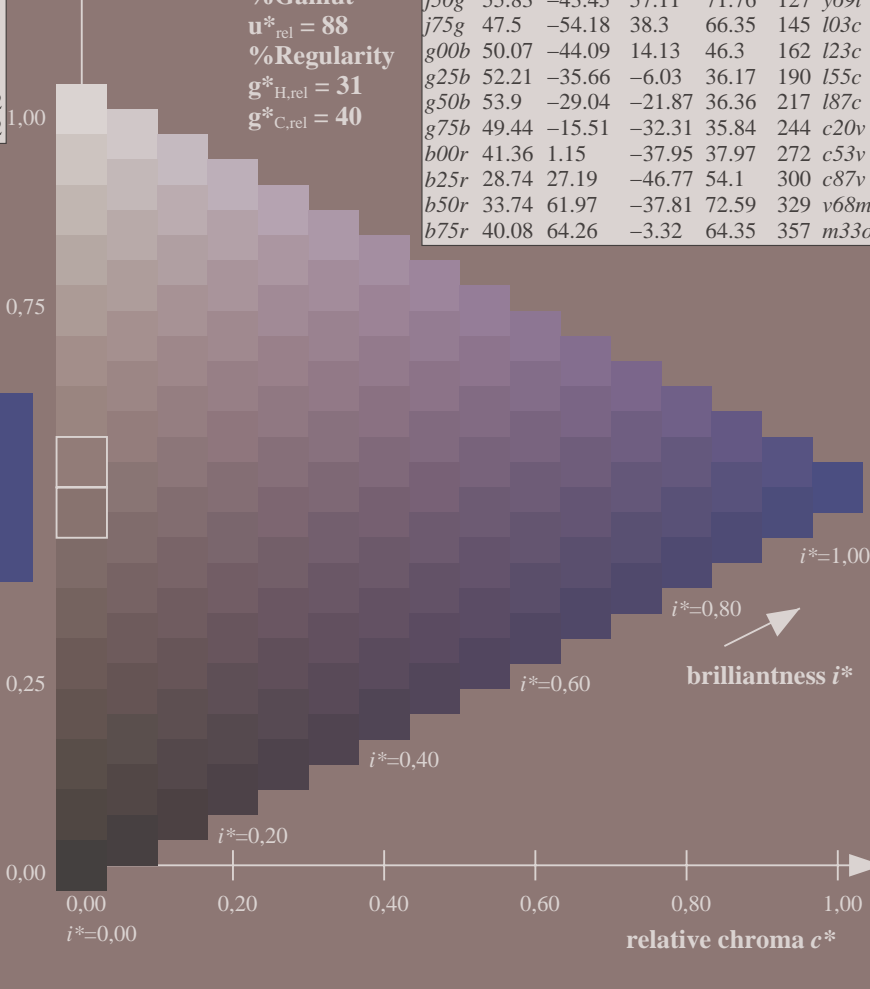
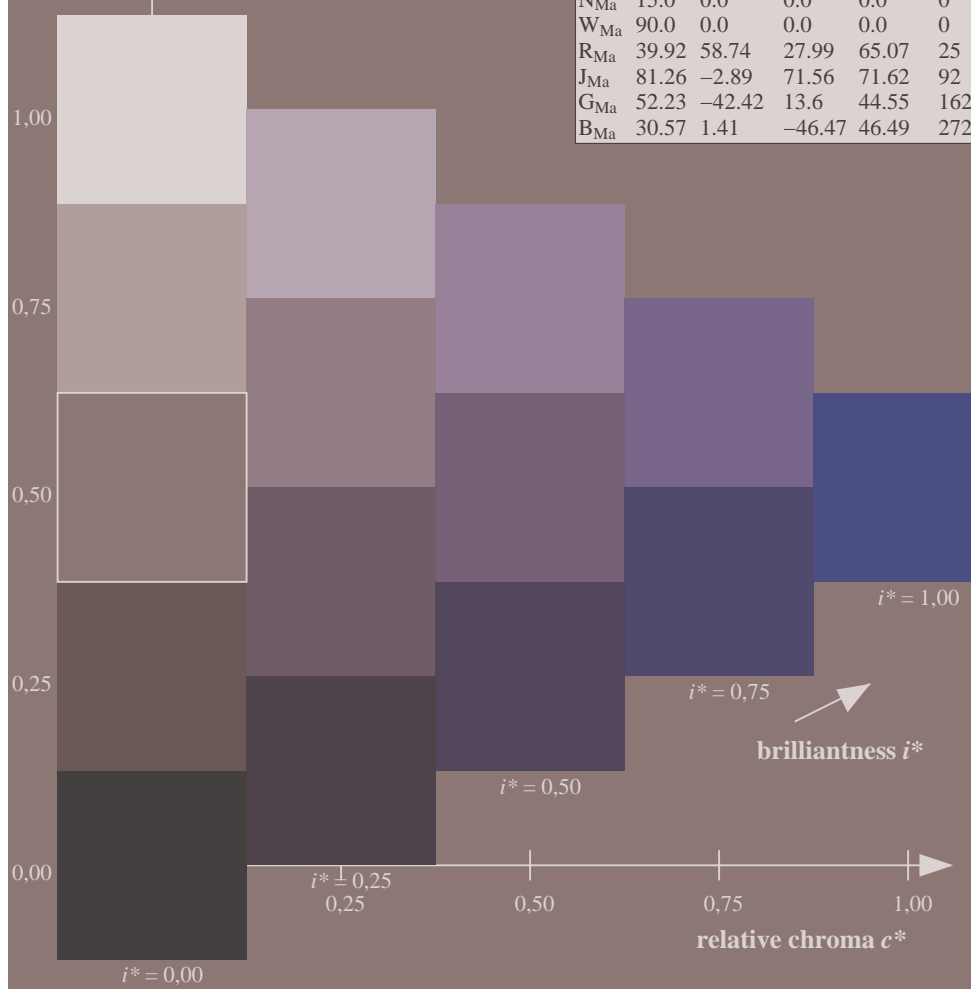
Data for maximum colour (Ma):

$LAB^*LAB^*_{Ma}$: 29 27 -47
 $LAB^*LCH^*_{Ma}$: 29 54 300
 $lab^*rgb^*_{Ma}$: 0.5 0.0 1.0
 $lab^*olv^*_{Ma}$: 0.0 0.12 1.0

FRS15_90a; adapted (a) CIELAB data							
	u^*_e	$L^*=L^*_a$	a^*_a	b^*_a	$C^*_{ab,a}$	$h^*_{ab,a}$	u^*_d
r00j	39.18	56.94	27.13	63.07	25	m81o	
r25j	42.41	49.1	44.5	66.26	42	o10y	
r50j	52.78	35.22	58.37	68.17	59	o40y	
r75j	64.82	19.12	74.47	76.89	76	o69y	
j00g	82.06	-3.94	97.52	97.6	92	o98y	
j25g	67.26	-26.87	74.67	79.36	110	y34l	
j50g	55.83	-43.45	57.11	71.76	127	y69l	
j75g	47.5	-54.18	38.3	66.35	145	l03c	
g00b	50.07	-44.09	14.13	46.3	162	l23c	
g25b	52.21	-35.66	-6.03	36.17	190	l55c	
g50b	53.9	-29.04	-21.87	36.36	217	l87c	
g75b	49.44	-15.51	-32.31	35.84	244	c20v	
b00r	41.36	1.15	-37.95	37.97	272	c53v	
b25r	28.74	27.19	-46.77	54.1	300	c87v	
b50r	33.74	61.97	-37.81	72.59	329	v68m	
b75r	40.08	64.26	-3.32	64.35	357	m33o	

triangle lightness t^*

%Gamut
 $u^*_{rel} = 88$
 %Regularity
 $g^*_{H,rel} = 31$
 $g^*_{C,rel} = 40$

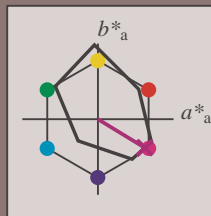


See for similar files: <http://www.ps.bam.de/Ee37/>; www.ps.bam.de/Ee37/10L/L37E00FP.PS/.PDF
 Technical information: <http://www.ps.bam.de> Version 2.1, io=1,1, CIELAB, ColSpx=0

BAM registration: 20081001-Ee37/10L/L37E00FP.PS/ .PDF BAM material: code=rh4ta
 application for evaluation and measurement of printer or monitor systems

Input and output: Colorimetric Printer Reflective System FRS15_90a for relative CIELAB hue $h^* = lab^*h^* = h_{ab}/360 = 0.913$
 data for any colour:
 lab^*tch^* and lab^*icu^*

Hue texts:
 $u^*_e = b50r$ $u^*_d = v68m$
 contrast reduction factor:
 $c_R = 0.9$
 triangle lightness t^*



FRS15_90a; adapted (a) CIELAB data						
	u^*_e	$L^*=L^*_a$	a^*_a	b^*_a	$C^*_{ab,a}$	$h^*_{ab,a}$
O _{Ma}	38.8	53.92	39.68	66.95	36	
Y _{Ma}	82.58	-4.64	98.22	98.33	93	
L _{Ma}	46.95	-56.34	43.46	71.15	142	
C _{Ma}	54.62	-26.2	-28.68	38.85	228	
V _{Ma}	20.01	45.2	-52.87	69.56	311	
M _{Ma}	40.88	70.68	-29.99	76.78	337	
N _{Ma}	15.0	0.0	0.0	0.0	0	
W _{Ma}	90.0	0.0	0.0	0.0	0	
R _{Ma}	39.92	58.74	27.99	65.07	25	
J _{Ma}	81.26	-2.89	71.56	71.62	92	
G _{Ma}	52.23	-42.42	13.6	44.55	162	
B _{Ma}	30.57	1.41	-46.47	46.49	272	

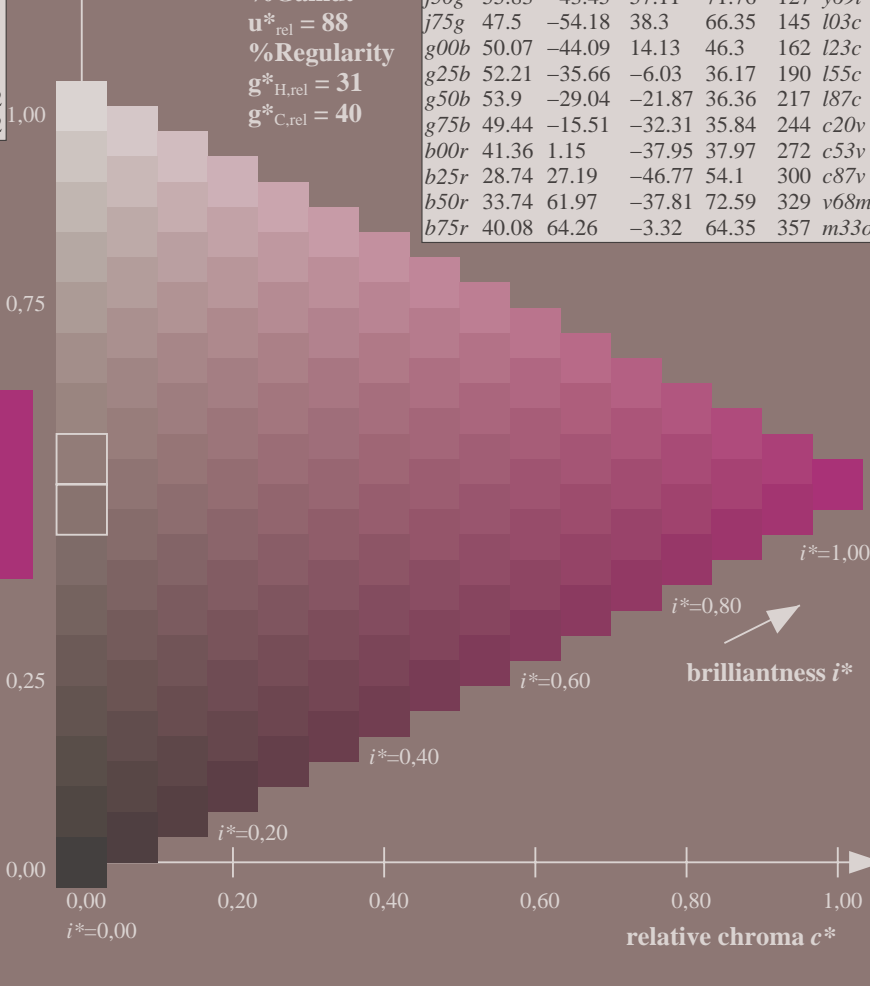
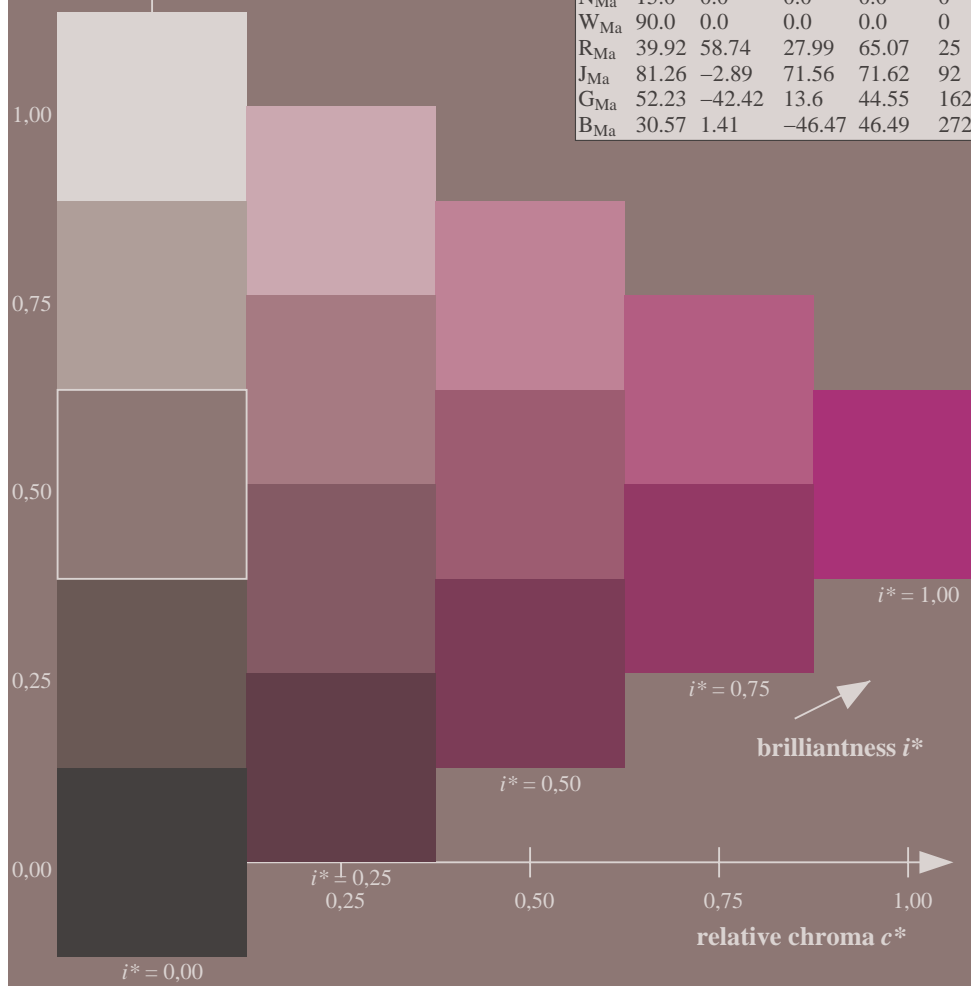
Data for maximum colour (Ma):

$LAB^*LAB^*_{Ma}$: 34 62 -38
 $LAB^*LCH^*_{Ma}$: 34 73 328
 $lab^*rgb^*_{Ma}$: 1.0 0.0 1.0
 $lab^*olv^*_{Ma}$: 0.68 0.0 1.0

FRS15_90a; adapted (a) CIELAB data							
	u^*_e	$L^*=L^*_a$	a^*_a	b^*_a	$C^*_{ab,a}$	$h^*_{ab,a}$	u^*_d
r00j	39.18	56.94	27.13	63.07	25	m81o	
r25j	42.41	49.1	44.5	66.26	42	o10y	
r50j	52.78	35.22	58.37	68.17	59	o40y	
r75j	64.82	19.12	74.47	76.89	76	o69y	
j00g	82.06	-3.94	97.52	97.6	92	o98y	
j25g	67.26	-26.87	74.67	79.36	110	y34l	
j50g	55.83	-43.45	57.11	71.76	127	y69l	
j75g	47.5	-54.18	38.3	66.35	145	l03c	
g00b	50.07	-44.09	14.13	46.3	162	l23c	
g25b	52.21	-35.66	-6.03	36.17	190	l55c	
g50b	53.9	-29.04	-21.87	36.36	217	l87c	
g75b	49.44	-15.51	-32.31	35.84	244	c20v	
b00r	41.36	1.15	-37.95	37.97	272	c53v	
b25r	28.74	27.19	-46.77	54.1	300	c87v	
b50r	33.74	61.97	-37.81	72.59	329	v68m	
b75r	40.08	64.26	-3.32	64.35	357	m33o	

triangle lightness t^*

%Gamut
 $u^*_{rel} = 88$
 %Regularity
 $g^*_{H,rel} = 31$
 $g^*_{C,rel} = 40$



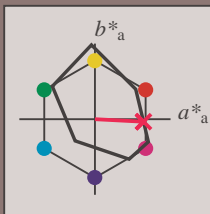
See for similar files: <http://www.ps.bam.de/Ee37/>; www.ps.bam.de/Ee37/
 Technical information: <http://www.ps.bam.de> Version 2.1, io=1,1, CIELAB, ColSpX=0

BAM registration: 20081001-Ee37/10L/L37E00FP.PS/ .PDF BAM material: code=rhadata
 application for evaluation and measurement of printer or monitor systems

Input and output: Colorimetric Printer Reflective System FRS15_90a for relative CIELAB hue $h^* = lab^*h^* = h_{ab}/360 = 0.992$

$u^*_e = b75r$

data for any colour:
 lab^*tch^* and lab^*icu^*
 Hue texts:
 $u^*_e = b75r$ $u^*_d = m33o$
 contrast reduction factor:
 $c_R = 0.9$
 triangle lightness t^*



FRS15_90a; adapted (a) CIELAB data						
	u^*_e	$L^*=L^*_a$	a^*_a	b^*_a	$C^*_{ab,a}$	$h^*_{ab,a}$
O _{Ma}	38.8	53.92	39.68	66.95	36	
Y _{Ma}	82.58	-4.64	98.22	98.33	93	
L _{Ma}	46.95	-56.34	43.46	71.15	142	
C _{Ma}	54.62	-26.2	-28.68	38.85	228	
V _{Ma}	20.01	45.2	-52.87	69.56	311	
M _{Ma}	40.88	70.68	-29.99	76.78	337	
N _{Ma}	15.0	0.0	0.0	0.0	0	
W _{Ma}	90.0	0.0	0.0	0.0	0	
R _{Ma}	39.92	58.74	27.99	65.07	25	
J _{Ma}	81.26	-2.89	71.56	71.62	92	
G _{Ma}	52.23	-42.42	13.6	44.55	162	
B _{Ma}	30.57	1.41	-46.47	46.49	272	

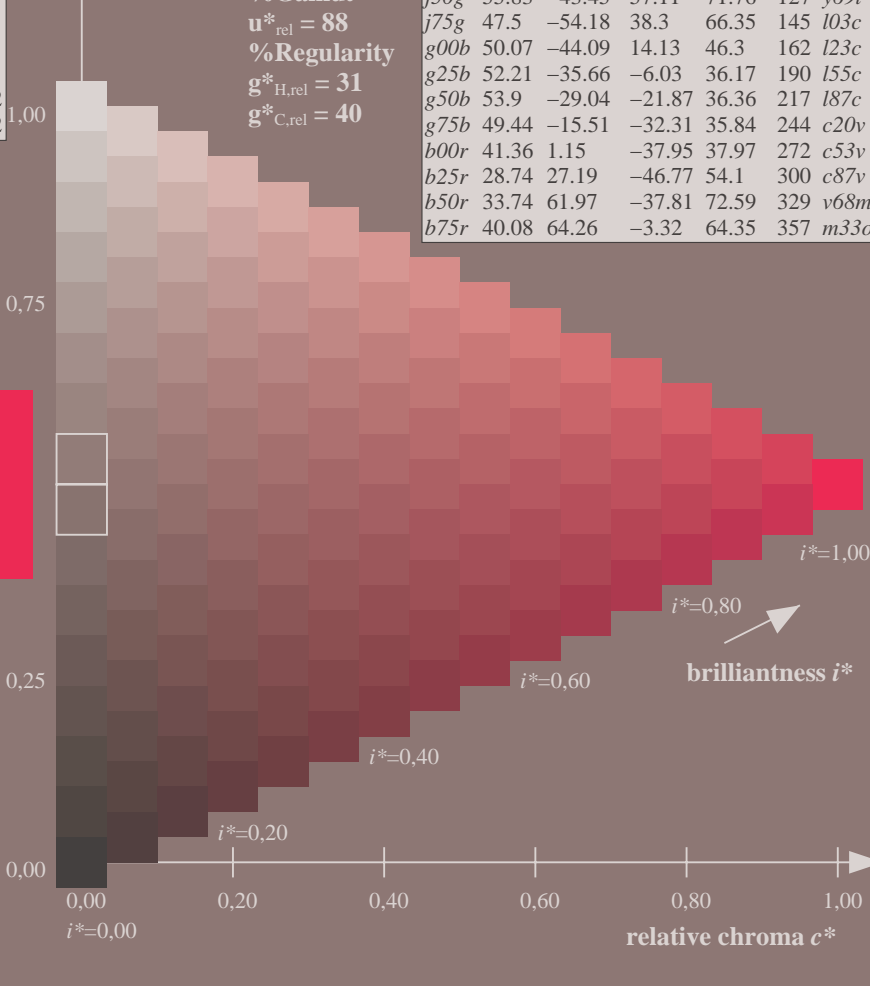
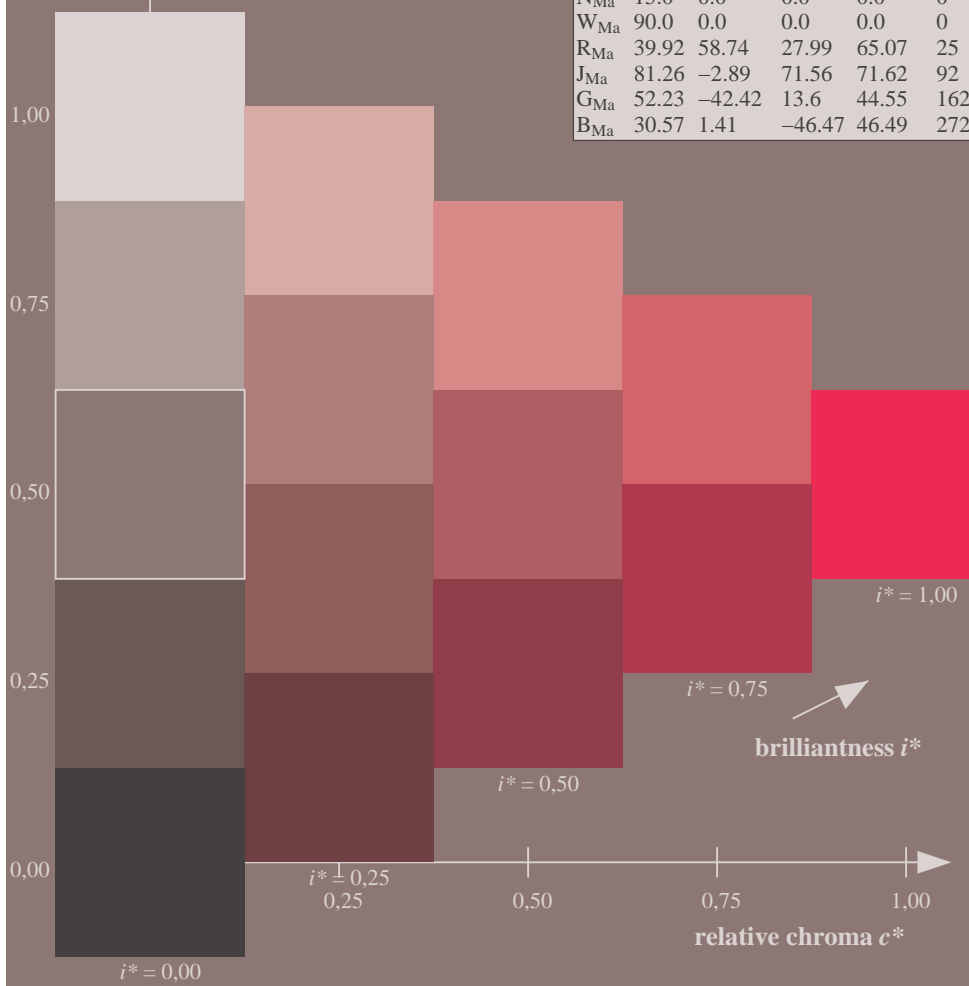
Data for maximum colour (Ma):

$LAB^*LAB^*_{Ma}$: 40 64 -3
 $LAB^*LCH^*_{Ma}$: 40 64 357
 $lab^*rgb^*_{Ma}$: 1.0 0.0 0.5
 $lab^*olv^*_{Ma}$: 1.0 0.0 0.66

FRS15_90a; adapted (a) CIELAB data							
	u^*_e	$L^*=L^*_a$	a^*_a	b^*_a	$C^*_{ab,a}$	$h^*_{ab,a}$	u^*_d
r00j	39.18	56.94	27.13	63.07	25	m81o	
r25j	42.41	49.1	44.5	66.26	42	o10y	
r50j	52.78	35.22	58.37	68.17	59	o40y	
r75j	64.82	19.12	74.47	76.89	76	o69y	
j00g	82.06	-3.94	97.52	97.6	92	o98y	
j25g	67.26	-26.87	74.67	79.36	110	y34l	
j50g	55.83	-43.45	57.11	71.76	127	y69l	
j75g	47.5	-54.18	38.3	66.35	145	l03c	
g00b	50.07	-44.09	14.13	46.3	162	l23c	
g25b	52.21	-35.66	-6.03	36.17	190	l55c	
g50b	53.9	-29.04	-21.87	36.36	217	l87c	
g75b	49.44	-15.51	-32.31	35.84	244	c20v	
b00r	41.36	1.15	-37.95	37.97	272	c53v	
b25r	28.74	27.19	-46.77	54.1	300	c87v	
b50r	33.74	61.97	-37.81	72.59	329	v68m	
b75r	40.08	64.26	-3.32	64.35	357	m33o	

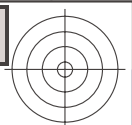
triangle lightness t^*

%Gamut
 $u^*_{rel} = 88$
 %Regularity
 $g^*_{H,rel} = 31$
 $g^*_{C,rel} = 40$



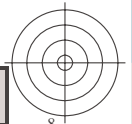
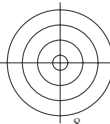

See for similar files: <http://www.ps.bam.de/Ee37/>; www.ps.bam.de/Ee37/; www.ps.bam.de/Ee37/
 Technical information: <http://www.ps.bam.de> Version 2.1, io=1,1, CIELAB, ColSpX=0

BAM registration: 20081001-Ee37/10L/L37E00FP.PS/ .PDF BAM material: code=rh4ta
 application for evaluation and measurement of printer or monitor systems



See for similar files: <http://www.ps.bam.de/Ee37/>; www.ps.bam.de/Ee37/; www.ps.bam.de/Ee37/
Technical information: <http://www.ps.bam.de> Version 2.1, io=1,1, CIE1LAB, ColSpx=0

BAM registration: 20081001-Ee37/10L/L37E00FP.PS/ .PDF BAM material: code=rh4ta
application for evaluation and measurement of printer or monitor systems

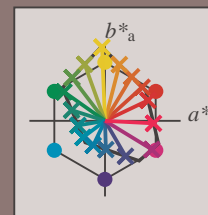


Input and output:
 Colorimetric Printer Reflective System FRS15_90a
 data for any colour:

u^*_e and number *no.* = 00 .. 15
 elementary hue text:
 $u^*_e = 16$ hues *r00j, r25j, ..., b75r*
 contrast reduction factor:
 $c_R = 0.9$

FRS15_90a; adapted (a) CIELAB data


u^*_e	$L^*=L^*_a$	a^*_a	b^*_a	$C^*_{ab,a}$	$h^*_{ab,a}$	u^*_d
r00j	39.18	56.94	27.13	63.07	25	m81o
r25j	42.41	49.1	44.5	66.26	42	o10y
r50j	52.78	35.22	58.37	68.17	59	o40y
r75j	64.82	19.12	74.47	76.89	76	o69y
j00g	82.06	-3.94	97.52	97.6	92	o98y
j25g	67.26	-26.87	74.67	79.36	110	y34l
j50g	55.83	-43.45	57.11	71.76	127	y69l
j75g	47.5	-54.18	38.3	66.35	145	l03c
g00b	50.07	-44.09	14.13	46.3	162	l23c
g25b	52.21	-35.66	-6.03	36.17	190	l55c
g50b	53.9	-29.04	-21.87	36.36	217	l87c
g75b	49.44	-15.51	-32.31	35.84	244	c20v
b00r	41.36	1.15	-37.95	37.97	272	c53v
b25r	28.74	27.19	-46.77	54.1	300	c87v
b50r	33.74	61.97	-37.81	72.59	329	v68m
b75r	40.08	64.26	-3.32	64.35	357	m33o



%Gamut
 $u^*_{rel} = 88$
 %Regularity
 $g^*_{H,rel} = 31$
 $g^*_{C,rel} = 40$

FRS15_90a; adapted (a) CIELAB data

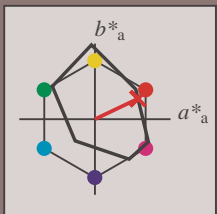
Name	$L^*=L^*_a$	a^*_a	b^*_a	$C^*_{ab,a}$	$h^*_{ab,a}$
OMa	38.8	53.92	39.68	66.95	36
YMa	82.58	-4.64	98.22	98.33	93
LMa	46.95	-56.34	43.46	71.15	142
CMa	54.62	-26.2	-28.68	38.85	228
VMa	20.01	45.2	-52.87	69.56	311
MMa	40.88	70.68	-29.99	76.78	337
NMa	15.0	0.0	0.0	0.0	0
WMa	90.0	0.0	0.0	0.0	0
RCIE	39.92	58.74	27.99	65.07	25
JCIE	81.26	-2.89	71.56	71.62	92
GCIE	52.23	-42.42	13.6	44.55	162
BCIE	30.57	1.41	-46.47	46.49	272



See for similar files: <http://www.ps.bam.de/Ee37/>; www.ps.bam.de/Ee37/
 Technical information: <http://www.ps.bam.de> Version 2.1, io=1,1, CIELAB, ColSpX=0

Input and output: Colorimetric Printer Reflective System FRS15_90a for relative CIELAB hue $h^* = lab^*h^* = h_{ab}/360 = 0.071$
 data for any colour:
 lab^*tch^* and lab^*icu^*

Hue texts:
 $u^*_e = r00j$ $u^*_d = m81o$
 contrast reduction factor:
 $c_R = 0.9$
 triangle lightness t^*



FRS15_90a; adapted (a) CIELAB data						
	u^*_e	$L^*=L^*_a$	a^*_a	b^*_a	$C^*_{ab,a}$	$h^*_{ab,a}$
O _{Ma}	38.8	53.92	39.68	66.95	36	
Y _{Ma}	82.58	-4.64	98.22	98.33	93	
L _{Ma}	46.95	-56.34	43.46	71.15	142	
C _{Ma}	54.62	-26.2	-28.68	38.85	228	
V _{Ma}	20.01	45.2	-52.87	69.56	311	
M _{Ma}	40.88	70.68	-29.99	76.78	337	
N _{Ma}	15.0	0.0	0.0	0.0	0	
W _{Ma}	90.0	0.0	0.0	0.0	0	
R _{Ma}	39.92	58.74	27.99	65.07	25	
J _{Ma}	81.26	-2.89	71.56	71.62	92	
G _{Ma}	52.23	-42.42	13.6	44.55	162	
B _{Ma}	30.57	1.41	-46.47	46.49	272	

Data for maximum colour (Ma):

$LAB^*LAB^*_{Ma}$: 39 57 27

$LAB^*LCH^*_{Ma}$: 39 63 25

$lab^*rgb^*_{Ma}$: 1.0 0.0 0.0

$lab^*olv^*_{Ma}$: 1.0 0.0 0.18

triangle lightness t^*

%Gamut

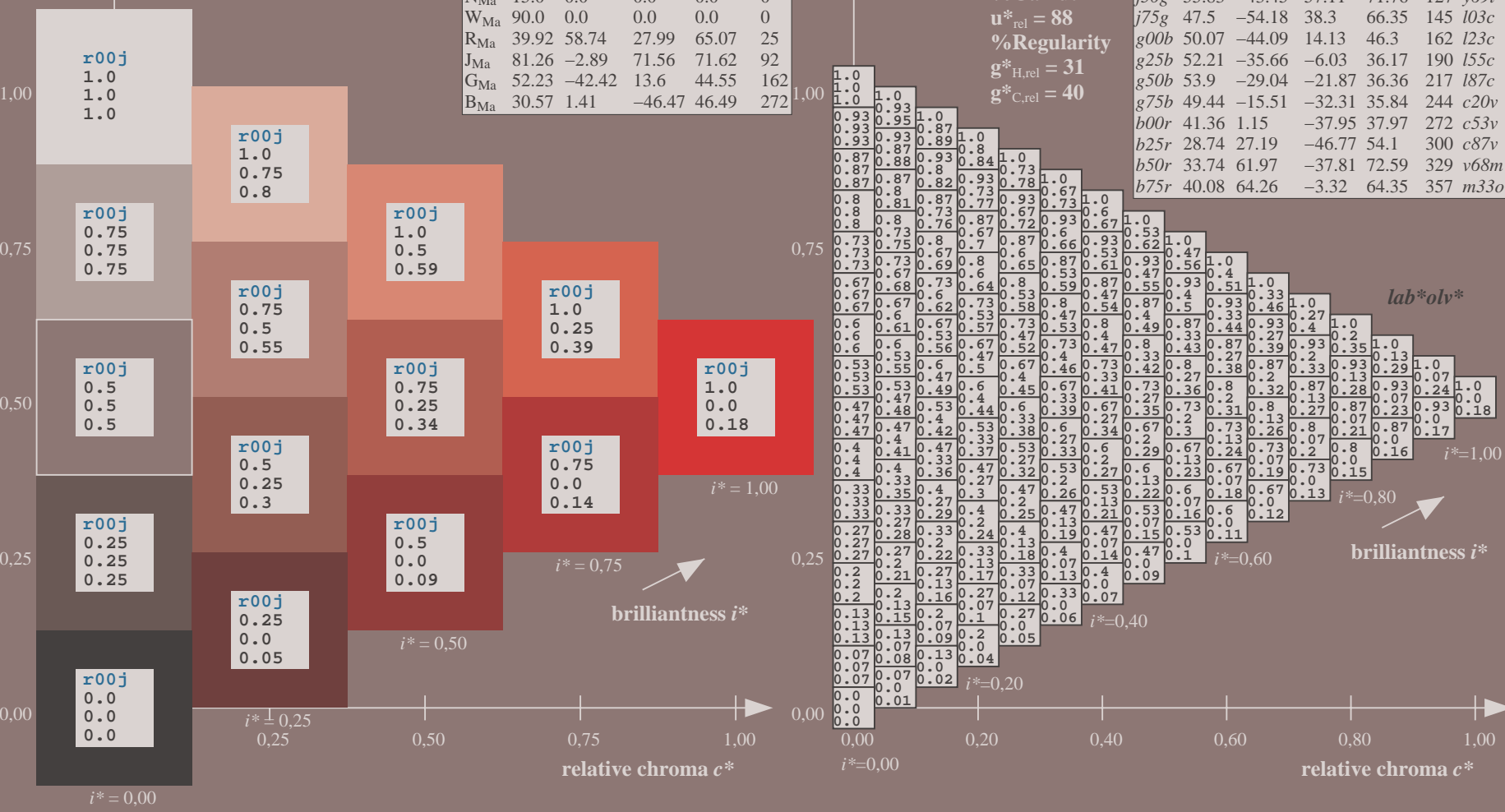
$u^*_{rel} = 88$

%Regularity

$g^*_{H,rel} = 31$

$g^*_{C,rel} = 40$

FRS15_90a; adapted (a) CIELAB data							
	u^*_e	$L^*=L^*_a$	a^*_a	b^*_a	$C^*_{ab,a}$	$h^*_{ab,a}$	u^*_d
r00j	39.18	56.94	27.13	63.07	25		m81o
r25j	42.41	49.1	44.5	66.26	42		o10y
r50j	52.78	35.22	58.37	68.17	59		o40y
r75j	64.82	19.12	74.47	76.89	76		o69y
j00g	82.06	-3.94	97.52	97.6	92		o98y
j25g	67.26	-26.87	74.67	79.36	110		y34l
j50g	55.83	-43.45	57.11	71.76	127		y69l
j75g	47.5	-54.18	38.3	66.35	145		l03c
g00b	50.07	-44.09	14.13	46.3	162		l23c
g25b	52.21	-35.66	-6.03	36.17	190		l55c
g50b	53.9	-29.04	-21.87	36.36	217		l87c
g75b	49.44	-15.51	-32.31	35.84	244		c20v
b00r	41.36	1.15	-37.95	37.97	272		c53v
b25r	28.74	27.19	-46.77	54.1	300		c87v
b50r	33.74	61.97	-37.81	72.59	329		v68m
b75r	40.08	64.26	-3.32	64.35	357		m33o

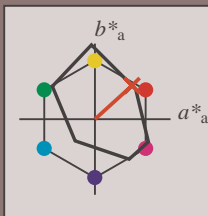


See for similar files: <http://www.ps.bam.de/Ee37/>; www.ps.bam.de/Ee37/
 Technical information: <http://www.ps.bam.de> Version 2.1, io=1,1, CIELAB, ColSpX=0

BAM registration: 20081001-Ee37/10L/L37E00FP.PS/ .PDF BAM material: code=rh4ta
 application for evaluation and measurement of printer or monitor systems

Input and output: Colorimetric Printer Reflective System FRS15_90a for relative CIELAB hue $h^* = lab^*h^* = h_{ab}/360 = 0.117$
 data for any colour:
 lab^*tch^* and lab^*icu^*

Hue texts:
 $u^*_e = r25j$ $u^*_d = o10y$
 contrast reduction factor:
 $c_R = 0.9$
 triangle lightness t^*



FRS15_90a; adapted (a) CIELAB data

	u^*_e	$L^*=L^*_a$	a^*_a	b^*_a	$C^*_{ab,a}$	$h^*_{ab,a}$
O _{Ma}	38.8	53.92	39.68	66.95	36	
Y _{Ma}	82.58	-4.64	98.22	98.33	93	
L _{Ma}	46.95	-56.34	43.46	71.15	142	
C _{Ma}	54.62	-26.2	-28.68	38.85	228	
V _{Ma}	20.01	45.2	-52.87	69.56	311	
M _{Ma}	40.88	70.68	-29.99	76.78	337	
N _{Ma}	15.0	0.0	0.0	0.0	0	
W _{Ma}	90.0	0.0	0.0	0.0	0	
R _{Ma}	39.92	58.74	27.99	65.07	25	
J _{Ma}	81.26	-2.89	71.56	71.62	92	
G _{Ma}	52.23	-42.42	13.6	44.55	162	
B _{Ma}	30.57	1.41	-46.47	46.49	272	

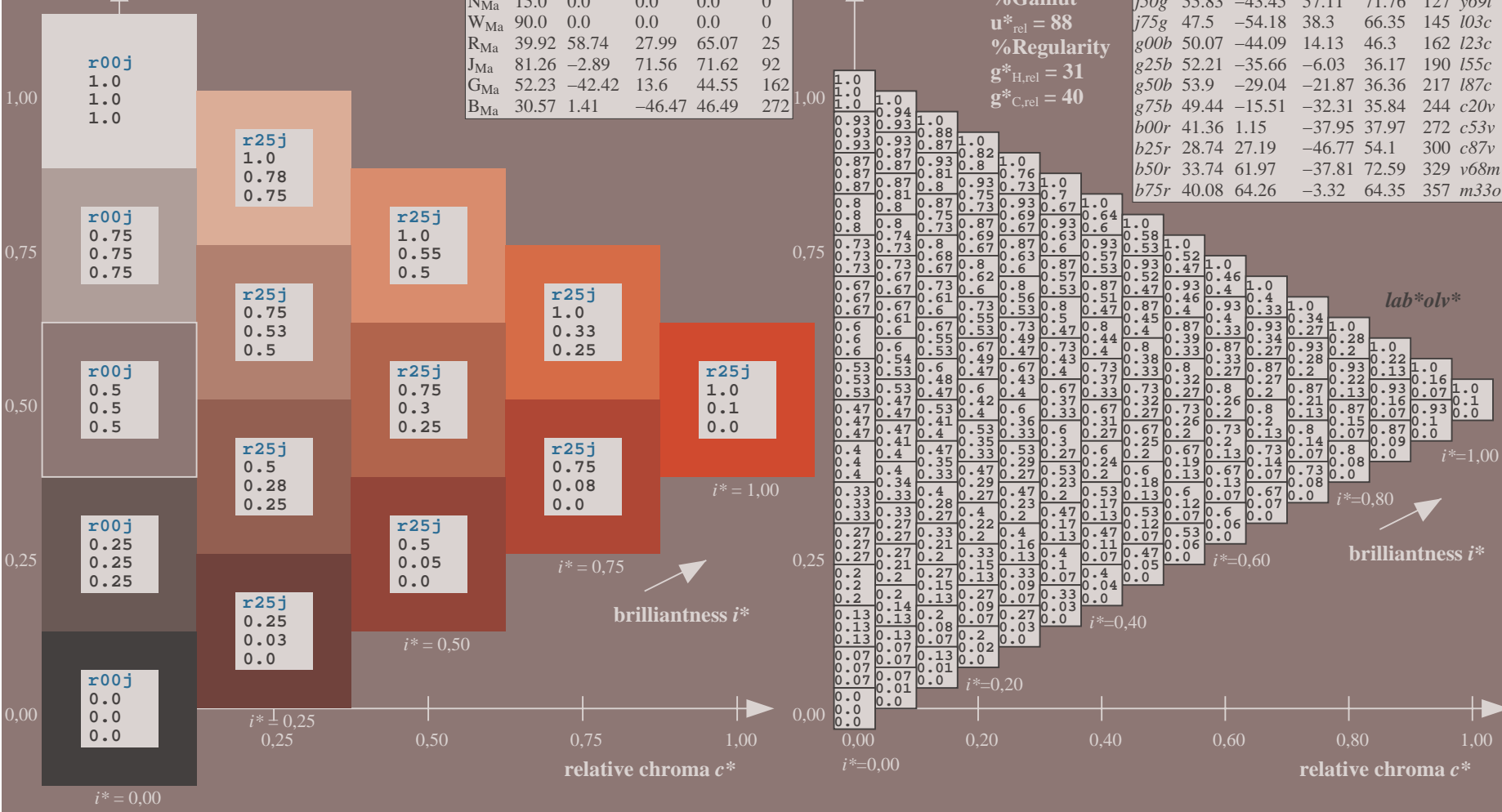
Data for maximum colour (Ma):

$LAB^*LAB^*_{Ma}$: 42 49 44
 $LAB^*LCH^*_{Ma}$: 42 66 42
 $lab^*rgb^*_{Ma}$: 1.0 0.25 0.0
 $lab^*olv^*_{Ma}$: 1.0 0.1 0.0
 triangle lightness t^*

%Gamut
 $u^*_{rel} = 88$
 %Regularity
 $g^*_{H,rel} = 31$
 $g^*_{C,rel} = 40$

FRS15_90a; adapted (a) CIELAB data

	u^*_e	$L^*=L^*_a$	a^*_a	b^*_a	$C^*_{ab,a}$	$h^*_{ab,a}$	u^*_d
r00j	39.18	56.94	27.13	63.07	25	m81o	
r25j	42.41	49.1	44.5	66.26	42	o10y	
r50j	52.78	35.22	58.37	68.17	59	o40y	
r75j	64.82	19.12	74.47	76.89	76	o69y	
j00g	82.06	-3.94	97.52	97.6	92	o98y	
j25g	67.26	-26.87	74.67	79.36	110	y34l	
j50g	55.83	-43.45	57.11	71.76	127	y69l	
j75g	47.5	-54.18	38.3	66.35	145	l03c	
g00b	50.07	-44.09	14.13	46.3	162	l23c	
g25b	52.21	-35.66	-6.03	36.17	190	l55c	
g50b	53.9	-29.04	-21.87	36.36	217	l87c	
g75b	49.44	-15.51	-32.31	35.84	244	c20v	
b00r	41.36	1.15	-37.95	37.97	272	c53v	
b25r	28.74	27.19	-46.77	54.1	300	c87v	
b50r	33.74	61.97	-37.81	72.59	329	v68m	
b75r	40.08	64.26	-3.32	64.35	357	m33o	

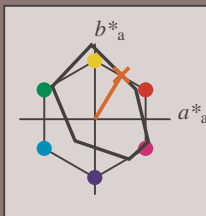


See for similar files: <http://www.ps.bam.de/Ee37/>; www.ps.bam.de/Ee37/
 Technical information: <http://www.ps.bam.de> Version 2.1, io=1,1, CIELAB, ColSpX=0

BAM registration: 20081001-Ee37/10L/L37E00FP.PS/.PDF BAM material: code=rh4ta
 application for evaluation and measurement of printer or monitor systems

Input and output: Colorimetric Printer Reflective System FRS15_90a for relative CIELAB hue $h^* = lab^*h^* = h_{ab}/360 = 0.164$
 data for any colour:
 lab^*tch^* and lab^*icu^*

Hue texts:
 $u^*_e = r50j$ $u^*_d = o40y$
 contrast reduction factor:
 $c_R = 0.9$
 triangle lightness t^*



FRS15_90a; adapted (a) CIELAB data

	u^*_e	$L^*=L^*_a$	a^*_a	b^*_a	$C^*_{ab,a}$	$h^*_{ab,a}$
O _{Ma}	38.8	53.92	39.68	66.95	36	
Y _{Ma}	82.58	-4.64	98.22	98.33	93	
L _{Ma}	46.95	-56.34	43.46	71.15	142	
C _{Ma}	54.62	-26.2	-28.68	38.85	228	
V _{Ma}	20.01	45.2	-52.87	69.56	311	
M _{Ma}	40.88	70.68	-29.99	76.78	337	
N _{Ma}	15.0	0.0	0.0	0.0	0	
W _{Ma}	90.0	0.0	0.0	0.0	0	
R _{Ma}	39.92	58.74	27.99	65.07	25	
J _{Ma}	81.26	-2.89	71.56	71.62	92	
G _{Ma}	52.23	-42.42	13.6	44.55	162	
B _{Ma}	30.57	1.41	-46.47	46.49	272	

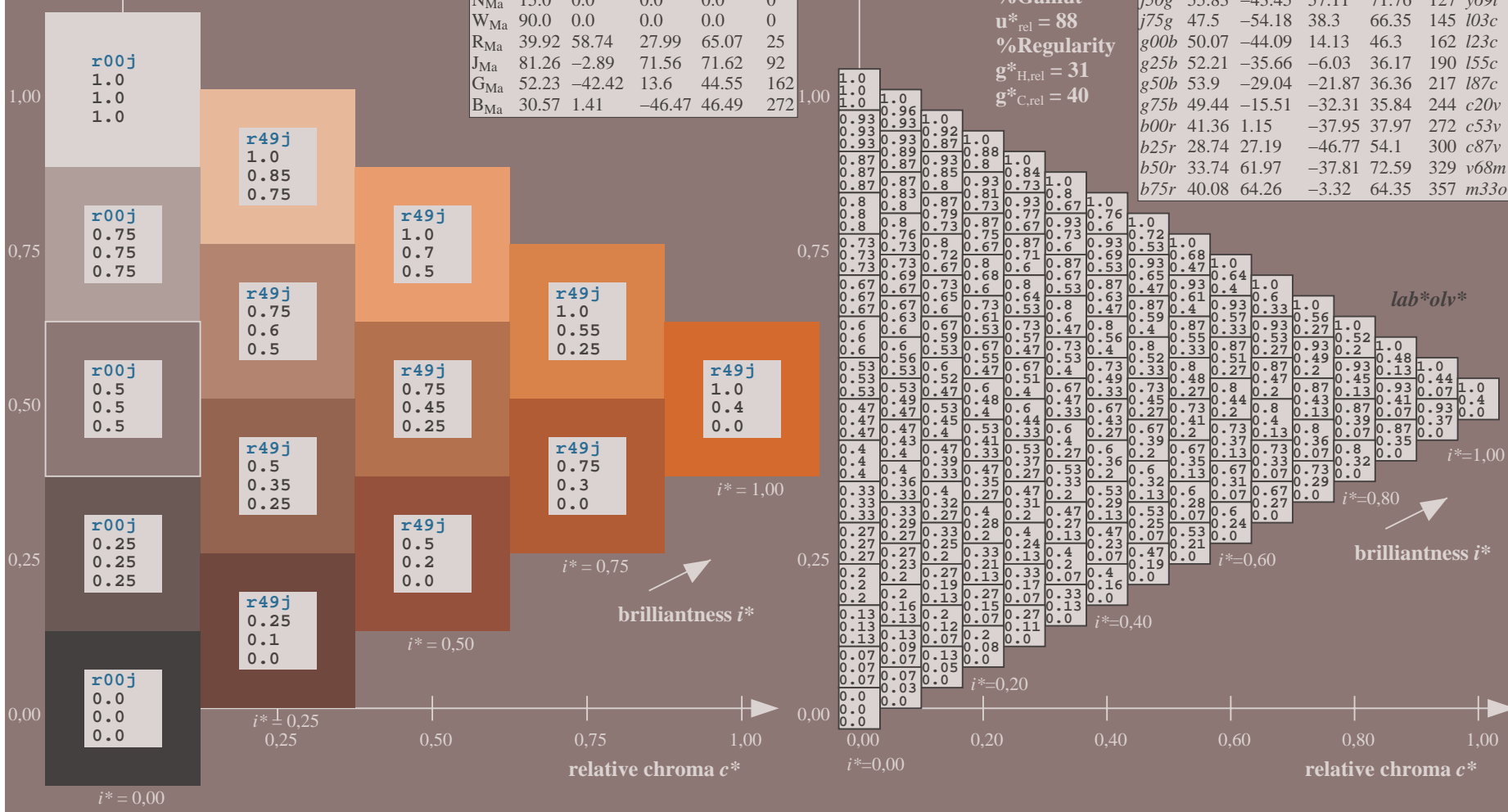
Data for maximum colour (Ma):

$LAB^*LAB^*_{Ma}$: 53 35 58
 $LAB^*LCH^*_{Ma}$: 53 68 58
 $lab^*rgb^*_{Ma}$: 1.0 0.5 0.0
 $lab^*olv^*_{Ma}$: 1.0 0.4 0.0
 triangle lightness t^*

%Gamut
 $u^*_{rel} = 88$
 %Regularity
 $g^*_{H,rel} = 31$
 $g^*_{C,rel} = 40$

FRS15_90a; adapted (a) CIELAB data

	u^*_e	$L^*=L^*_a$	a^*_a	b^*_a	$C^*_{ab,a}$	$h^*_{ab,a}$	u^*_d
r00j	39.18	56.94	27.13	63.07	25	m81o	
r25j	42.41	49.1	44.5	66.26	42	o10y	
r50j	52.78	35.22	58.37	68.17	59	o40y	
r75j	64.82	19.12	74.47	76.89	76	o69y	
j00g	82.06	-3.94	97.52	97.6	92	o98y	
j25g	67.26	-26.87	74.67	79.36	110	y34l	
j50g	55.83	-43.45	57.11	71.76	127	y69l	
j75g	47.5	-54.18	38.3	66.35	145	l03c	
g00b	50.07	-44.09	14.13	46.3	162	l23c	
g25b	52.21	-35.66	-6.03	36.17	190	l55c	
g50b	53.9	-29.04	-21.87	36.36	217	l87c	
g75b	49.44	-15.51	-32.31	35.84	244	c20v	
b00r	41.36	1.15	-37.95	37.97	272	c53v	
b25r	28.74	27.19	-46.77	54.1	300	c87v	
b50r	33.74	61.97	-37.81	72.59	329	v68m	
b75r	40.08	64.26	-3.32	64.35	357	m33o	



See for similar files: <http://www.ps.bam.de/Ee37/>; www.ps.bam.de/Ee37/
 Technical information: <http://www.ps.bam.de> Version 2.1, io=1,1, CIELAB, ColSpX=0

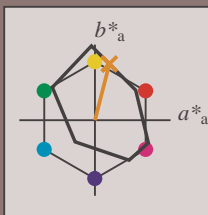
BAM registration: 20081001-Ee37/10L/L37E00FP.PS/.PDF BAM material: code=rh4ta
 application for evaluation and measurement of printer or monitor systems

Input and output: Colorimetric Printer Reflective System FRS15_90a for relative CIELAB hue $h^* = lab^*h^* = h_{ab}/360 = 0.21$

data for any colour:
 lab^*tch^* and lab^*icu^*

Hue texts:

$u^*_e = r75j$ $u^*_d = o69y$
 contrast reduction factor:
 $c_R = 0.9$
 triangle lightness t^*



FRS15_90a; adapted (a) CIELAB data

	u^*_e	$L^*=L^*_a$	a^*_a	b^*_a	$C^*_{ab,a}$	$h^*_{ab,a}$
O _{Ma}	38.8	53.92	39.68	66.95	36	
Y _{Ma}	82.58	-4.64	98.22	98.33	93	
L _{Ma}	46.95	-56.34	43.46	71.15	142	
C _{Ma}	54.62	-26.2	-28.68	38.85	228	
V _{Ma}	20.01	45.2	-52.87	69.56	311	
M _{Ma}	40.88	70.68	-29.99	76.78	337	
N _{Ma}	15.0	0.0	0.0	0.0	0	
W _{Ma}	90.0	0.0	0.0	0.0	0	
R _{Ma}	39.92	58.74	27.99	65.07	25	
J _{Ma}	81.26	-2.89	71.56	71.62	92	
G _{Ma}	52.23	-42.42	13.6	44.55	162	
B _{Ma}	30.57	1.41	-46.47	46.49	272	

Data for maximum colour (Ma):

$LAB^*LAB^*_{Ma}$: 65 19 74

$LAB^*LCH^*_{Ma}$: 65 77 75

$lab^*rgb^*_{Ma}$: 1.0 0.75 0.0

$lab^*olv^*_{Ma}$: 1.0 0.7 0.0

triangle lightness t^*

%Gamut

$u^*_{rel} = 88$

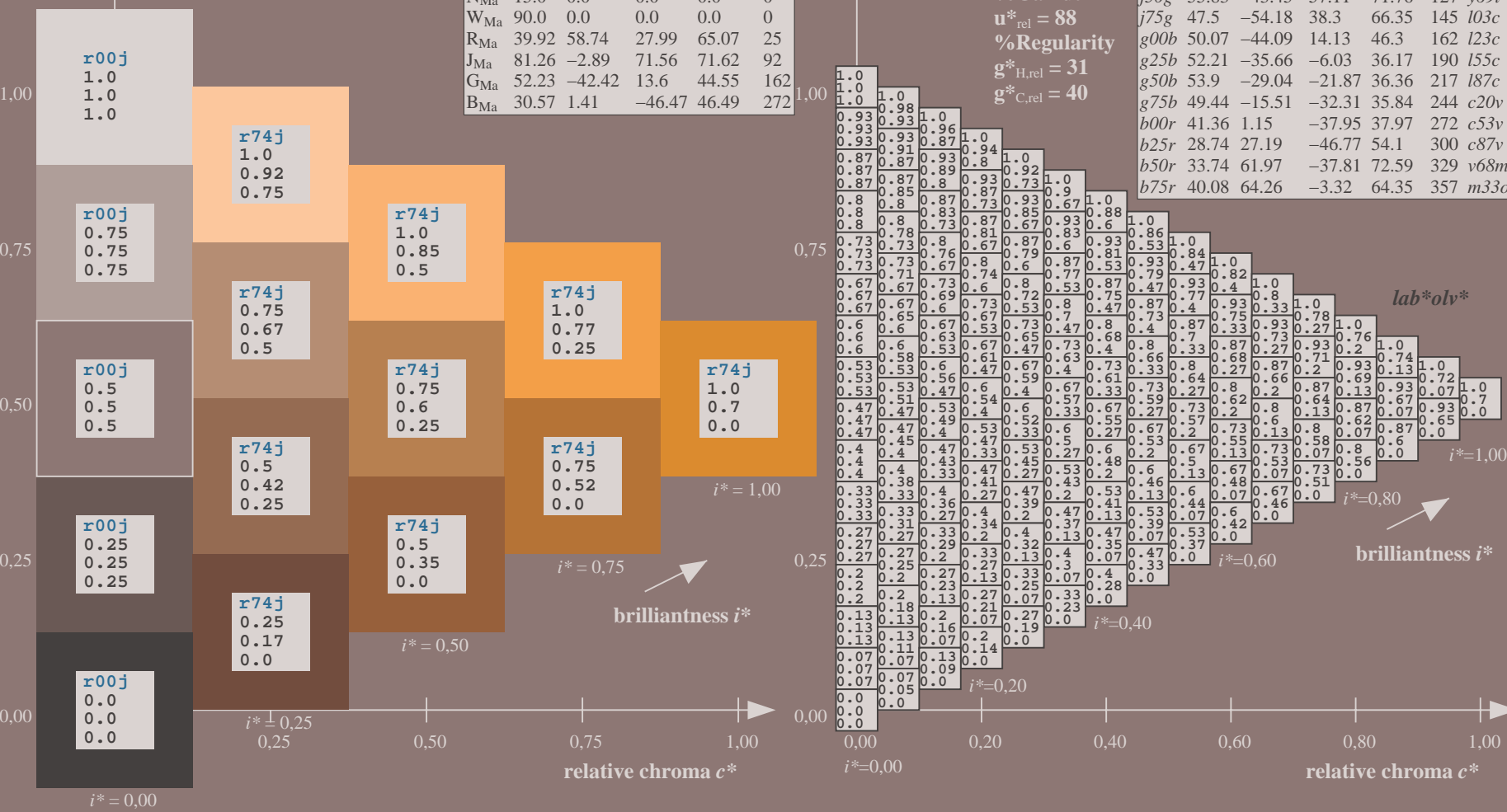
%Regularity

$g^*_{H,rel} = 31$

$g^*_{C,rel} = 40$

FRS15_90a; adapted (a) CIELAB data

	u^*_e	$L^*=L^*_a$	a^*_a	b^*_a	$C^*_{ab,a}$	$h^*_{ab,a}$	u^*_d
r00j	39.18	56.94	27.13	63.07	25	m81o	
r25j	42.41	49.1	44.5	66.26	42	o10y	
r50j	52.78	35.22	58.37	68.17	59	o40y	
r75j	64.82	19.12	74.47	76.89	76	o69y	
j00g	82.06	-3.94	97.52	97.6	92	o98y	
j25g	67.26	-26.87	74.67	79.36	110	y34l	
j50g	55.83	-43.45	57.11	71.76	127	y69l	
j75g	47.5	-54.18	38.3	66.35	145	l03c	
g00b	50.07	-44.09	14.13	46.3	162	l23c	
g25b	52.21	-35.66	-6.03	36.17	190	l55c	
g50b	53.9	-29.04	-21.87	36.36	217	l87c	
g75b	49.44	-15.51	-32.31	35.84	244	c20v	
b00r	41.36	1.15	-37.95	37.97	272	c53v	
b25r	28.74	27.19	-46.77	54.1	300	c87v	
b50r	33.74	61.97	-37.81	72.59	329	v68m	
b75r	40.08	64.26	-3.32	64.35	357	m33o	

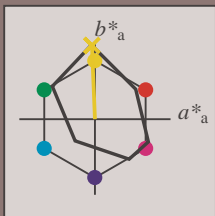


See for similar files: <http://www.ps.bam.de/Ee37/>; www.ps.bam.de/Ee37/
 Technical information: <http://www.ps.bam.de> Version 2.1, io=1,1, CIELAB, ColSpX=0

BAM registration: 20081001-Ee37/10L/L37E00FP.PS/.PDF BAM material: code=rh4ta
 application for evaluation and measurement of printer or monitor systems

Input and output: Colorimetric Printer Reflective System FRS15_90a for relative CIELAB hue $h^* = lab^*h^* = h_{ab}/360 = 0.256$
 data for any colour:
 lab^*tch^* and lab^*icu^*

Hue texts:
 $u^*_e = j00g$ $u^*_d = o98y$
 contrast reduction factor:
 $c_R = 0.9$
 triangle lightness t^*



FRS15_90a; adapted (a) CIELAB data

	u^*_e	$L^*=L^*_a$	a^*_a	b^*_a	$C^*_{ab,a}$	$h^*_{ab,a}$
O _{Ma}	38.8	53.92	39.68	66.95	36	
Y _{Ma}	82.58	-4.64	98.22	98.33	93	
L _{Ma}	46.95	-56.34	43.46	71.15	142	
C _{Ma}	54.62	-26.2	-28.68	38.85	228	
V _{Ma}	20.01	45.2	-52.87	69.56	311	
M _{Ma}	40.88	70.68	-29.99	76.78	337	
N _{Ma}	15.0	0.0	0.0	0.0	0	
W _{Ma}	90.0	0.0	0.0	0.0	0	
R _{Ma}	39.92	58.74	27.99	65.07	25	
J _{Ma}	81.26	-2.89	71.56	71.62	92	
G _{Ma}	52.23	-42.42	13.6	44.55	162	
B _{Ma}	30.57	1.41	-46.47	46.49	272	

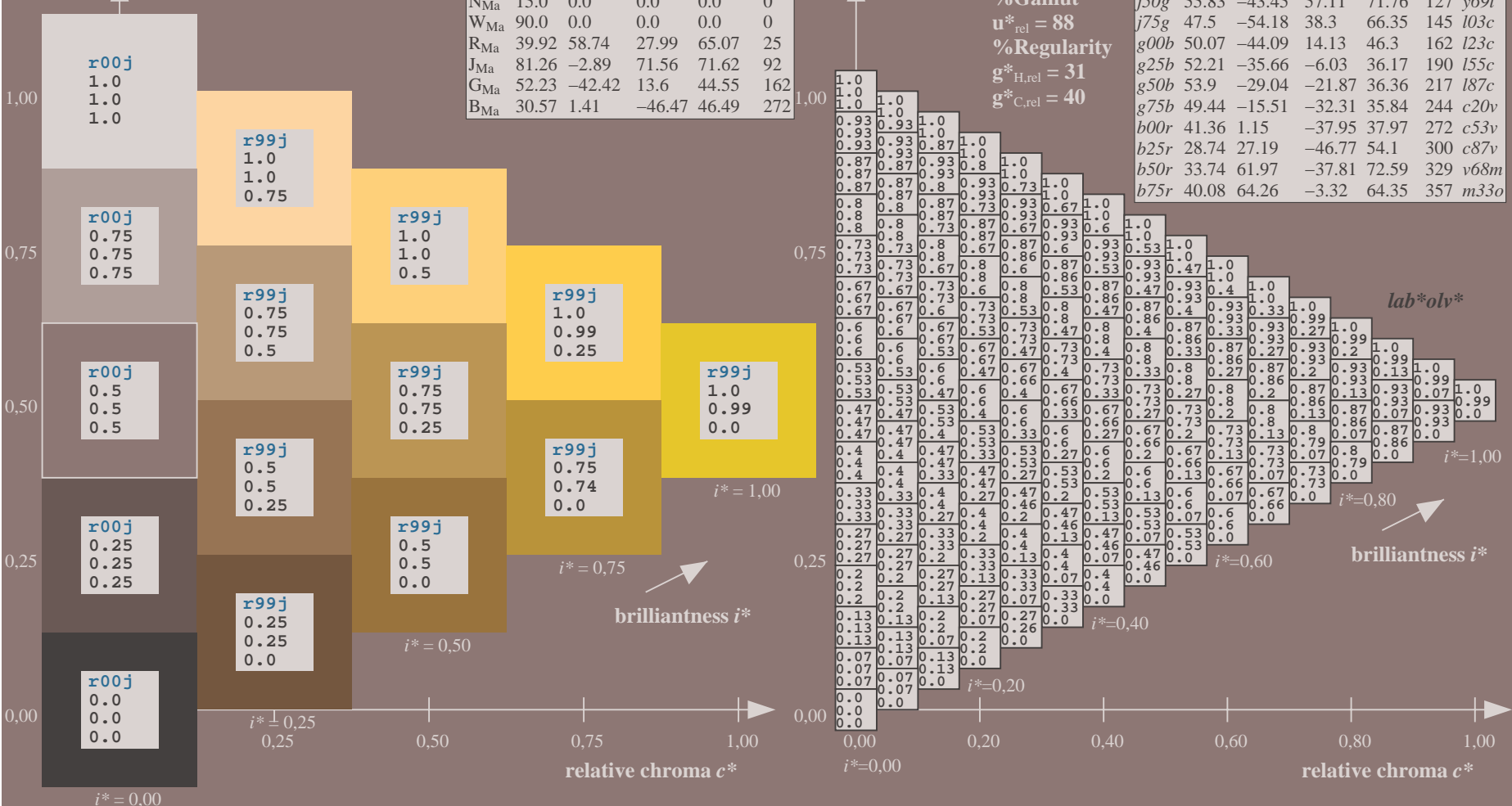
Data for maximum colour (Ma):

$LAB^*LAB^*_{Ma}$: 82 -4 98
 $LAB^*LCH^*_{Ma}$: 82 98 92
 $lab^*rgb^*_{Ma}$: 1.0 1.0 0.0
 $lab^*olv^*_{Ma}$: 1.0 0.99 0.0
 triangle lightness t^*

%Gamut
 $u^*_{rel} = 88$
 %Regularity
 $g^*_{H,rel} = 31$
 $g^*_{C,rel} = 40$

FRS15_90a; adapted (a) CIELAB data

	u^*_e	$L^*=L^*_a$	a^*_a	b^*_a	$C^*_{ab,a}$	$h^*_{ab,a}$	u^*_d
r00j	39.18	56.94	27.13	63.07	25	m81o	
r25j	42.41	49.1	44.5	66.26	42	o10y	
r50j	52.78	35.22	58.37	68.17	59	o40y	
r75j	64.82	19.12	74.47	76.89	76	o69y	
j00g	82.06	-3.94	97.52	97.6	92	o98y	
j25g	67.26	-26.87	74.67	79.36	110	y34l	
j50g	55.83	-43.45	57.11	71.76	127	y69l	
j75g	47.5	-54.18	38.3	66.35	145	l03c	
g00b	50.07	-44.09	14.13	46.3	162	l23c	
g25b	52.21	-35.66	-6.03	36.17	190	l55c	
g50b	53.9	-29.04	-21.87	36.36	217	l87c	
g75b	49.44	-15.51	-32.31	35.84	244	c20v	
b00r	41.36	1.15	-37.95	37.97	272	c53v	
b25r	28.74	27.19	-46.77	54.1	300	c87v	
b50r	33.74	61.97	-37.81	72.59	329	v68m	
b75r	40.08	64.26	-3.32	64.35	357	m33o	



See for similar files: <http://www.ps.bam.de/Ee37/>; www.ps.bam.de/Ee37/
 Technical information: <http://www.ps.bam.de> Version 2.1, io=1,1, CIELAB, ColSpX=0

BAM registration: 20081001-Ee37/10L/L37E00FP.PS/.PDF BAM material: code=rh4ta
 application for evaluation and measurement of printer or monitor systems

Input and output: Colorimetric Printer Reflective System FRS15_90a for relative CIELAB hue $h^* = lab^*h^* = h_{ab}/360 = 0.305$

data for any colour:

lab^*tch^* and lab^*icu^*

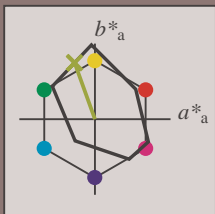
Hue texts:

$u^*_e = j25g$ $u^*_d = y34l$

contrast reduction factor:

$c_R = 0.9$

triangle lightness t^*



FRS15_90a; adapted (a) CIELAB data

	u^*_e	$L^*=L^*_a$	a^*_a	b^*_a	$C^*_{ab,a}$	$h^*_{ab,a}$
O _{Ma}	38.8	53.92	39.68	66.95	36	
Y _{Ma}	82.58	-4.64	98.22	98.33	93	
L _{Ma}	46.95	-56.34	43.46	71.15	142	
C _{Ma}	54.62	-26.2	-28.68	38.85	228	
V _{Ma}	20.01	45.2	-52.87	69.56	311	
M _{Ma}	40.88	70.68	-29.99	76.78	337	
N _{Ma}	15.0	0.0	0.0	0.0	0	
W _{Ma}	90.0	0.0	0.0	0.0	0	
R _{Ma}	39.92	58.74	27.99	65.07	25	
J _{Ma}	81.26	-2.89	71.56	71.62	92	
G _{Ma}	52.23	-42.42	13.6	44.55	162	
B _{Ma}	30.57	1.41	-46.47	46.49	272	

Data for maximum colour (Ma):

$LAB^*LAB^*_{Ma}: 67 -27 75$

$LAB^*LCH^*_{Ma}: 67 79 109$

$lab^*rgb^*_{Ma}: 0.75 1.0 0.0$

$lab^*olv^*_{Ma}: 0.66 1.0 0.0$

triangle lightness t^*

%Gamut

$u^*_{rel} = 88$

%Regularity

$g^*_{H,rel} = 31$

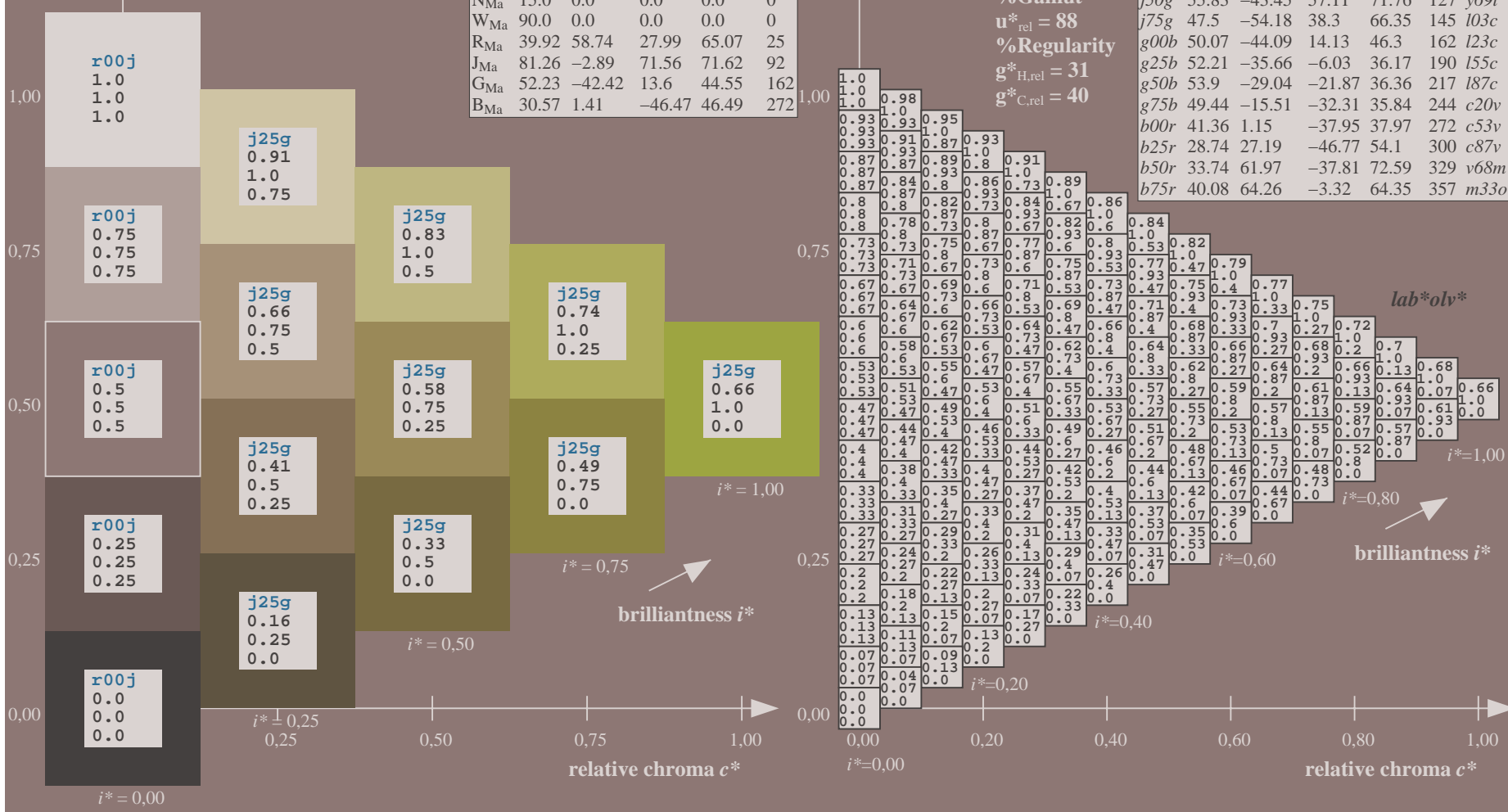
$g^*_{C,rel} = 40$

$u^*_e = j25g$

lab^*olv^*

FRS15_90a; adapted (a) CIELAB data

	u^*_e	$L^*=L^*_a$	a^*_a	b^*_a	$C^*_{ab,a}$	$h^*_{ab,a}$	u^*_d
r00j	39.18	56.94	27.13	63.07	25	m81o	
r25j	42.41	49.1	44.5	66.26	42	o10y	
r50j	52.78	35.22	58.37	68.17	59	o40y	
r75j	64.82	19.12	74.47	76.89	76	o69y	
j00g	82.06	-3.94	97.52	97.6	92	o98y	
j25g	67.26	-26.87	74.67	79.36	110	y34l	
j50g	55.83	-43.45	57.11	71.76	127	y69l	
j75g	47.5	-54.18	38.3	66.35	145	l03c	
g00b	50.07	-44.09	14.13	46.3	162	l23c	
g25b	52.21	-35.66	-6.03	36.17	190	l55c	
g50b	53.9	-29.04	-21.87	36.36	217	l87c	
g75b	49.44	-15.51	-32.31	35.84	244	c20v	
b00r	41.36	1.15	-37.95	37.97	272	c53v	
b25r	28.74	27.19	-46.77	54.1	300	c87v	
b50r	33.74	61.97	-37.81	72.59	329	v68m	
b75r	40.08	64.26	-3.32	64.35	357	m33o	

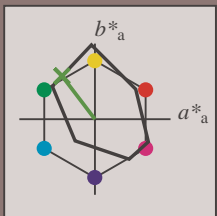


See for similar files: <http://www.ps.bam.de/Ee37/>; www.ps.bam.de/Ee37/
 Technical information: <http://www.ps.bam.de> Version 2.1, io=1,1, CIELAB, ColSpX=0

BAM registration: 20081001-Ee37/10L/L37E00FP.PS/ .PDF BAM material: code=rh4ta
 application for evaluation and measurement of printer or monitor systems

Input and output: Colorimetric Printer Reflective System FRS15_90a for relative CIELAB hue $h^* = lab^*h^* = h_{ab}/360 = 0.354$
 data for any colour:

lab^*tch^* and lab^*icu^*
 Hue texts:
 $u^*_e = j50g$ $u^*_d = y69l$
 contrast reduction factor:
 $c_R = 0.9$
 triangle lightness t^*



FRS15_90a; adapted (a) CIELAB data

	u^*_e	$L^*=L^*_a$	a^*_a	b^*_a	$C^*_{ab,a}$	$h^*_{ab,a}$
O _{Ma}	38.8	53.92	39.68	66.95	36	
Y _{Ma}	82.58	-4.64	98.22	98.33	93	
L _{Ma}	46.95	-56.34	43.46	71.15	142	
C _{Ma}	54.62	-26.2	-28.68	38.85	228	
V _{Ma}	20.01	45.2	-52.87	69.56	311	
M _{Ma}	40.88	70.68	-29.99	76.78	337	
N _{Ma}	15.0	0.0	0.0	0.0	0	
W _{Ma}	90.0	0.0	0.0	0.0	0	
R _{Ma}	39.92	58.74	27.99	65.07	25	
J _{Ma}	81.26	-2.89	71.56	71.62	92	
G _{Ma}	52.23	-42.42	13.6	44.55	162	
B _{Ma}	30.57	1.41	-46.47	46.49	272	

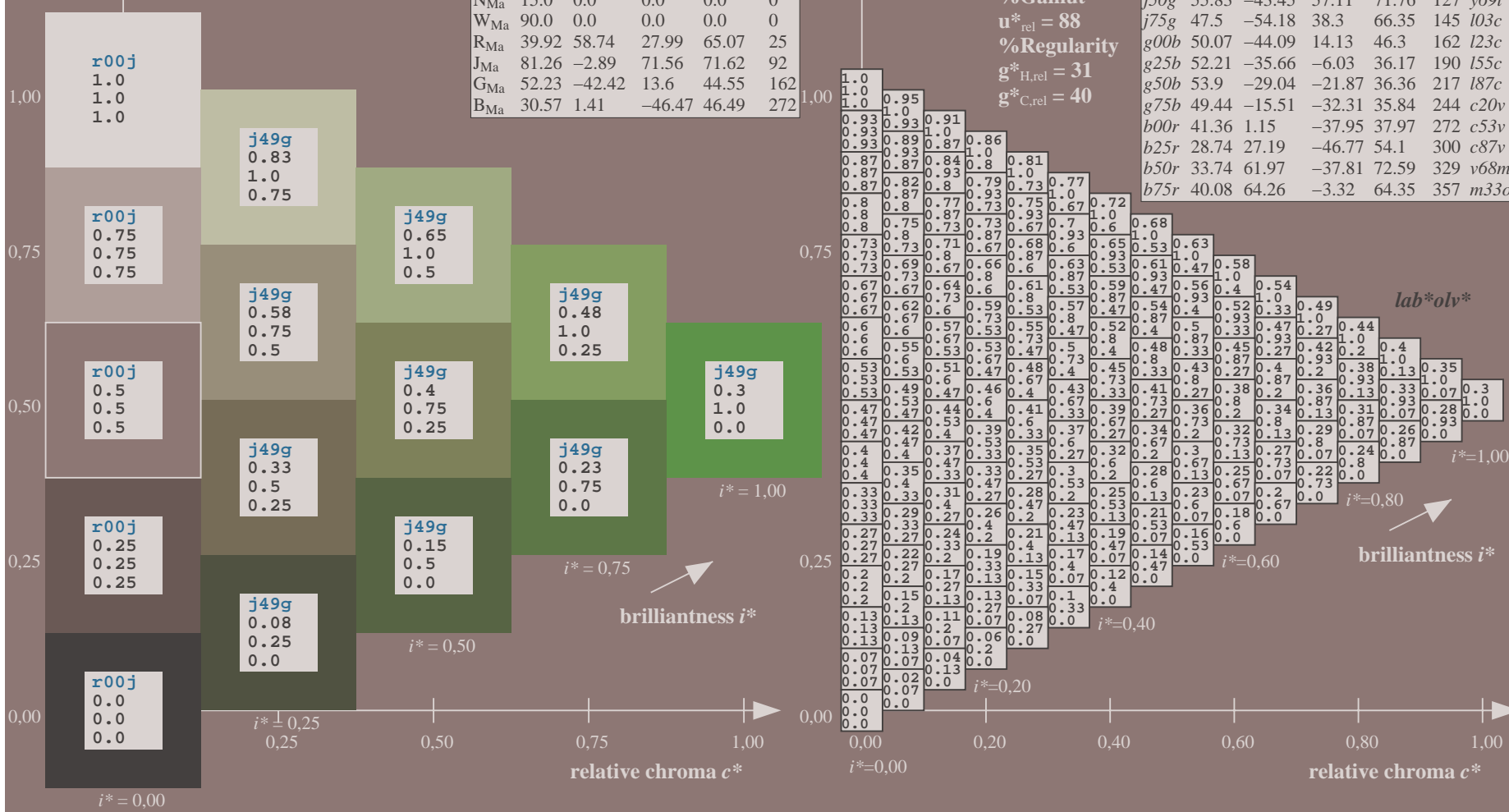
Data for maximum colour (Ma):

$LAB^*LAB^*_{Ma}$: 56 -43 57
 $LAB^*LCH^*_{Ma}$: 56 72 127
 $lab^*rgb^*_{Ma}$: 0.5 1.0 0.0
 $lab^*olv^*_{Ma}$: 0.3 1.0 0.0
 triangle lightness t^*

FRS15_90a; adapted (a) CIELAB data

	u^*_e	$L^*=L^*_a$	a^*_a	b^*_a	$C^*_{ab,a}$	$h^*_{ab,a}$	u^*_d
r00j	39.18	56.94	27.13	63.07	25	m81o	
r25j	42.41	49.1	44.5	66.26	42	o10y	
r50j	52.78	35.22	58.37	68.17	59	o40y	
r75j	64.82	19.12	74.47	76.89	76	o69y	
j00g	82.06	-3.94	97.52	97.6	92	o98y	
j25g	67.26	-26.87	74.67	79.36	110	y34l	
j50g	55.83	-43.45	57.11	71.76	127	y69l	
j75g	47.5	-54.18	38.3	66.35	145	l03c	
g00b	50.07	-44.09	14.13	46.3	162	l23c	
g25b	52.21	-35.66	-6.03	36.17	190	l55c	
g50b	53.9	-29.04	-21.87	36.36	217	l87c	
g75b	49.44	-15.51	-32.31	35.84	244	c20v	
b00r	41.36	1.15	-37.95	37.97	272	c53v	
b25r	28.74	27.19	-46.77	54.1	300	c87v	
b50r	33.74	61.97	-37.81	72.59	329	v68m	
b75r	40.08	64.26	-3.32	64.35	357	m33o	

%Gamut
 $u^*_{rel} = 88$
 %Regularity
 $g^*_{H,rel} = 31$
 $g^*_{C,rel} = 40$



See for similar files: <http://www.ps.bam.de/Ee37/>; www.ps.bam.de/Ee37/; www.ps.bam.de/Ee37/
 Technical information: <http://www.ps.bam.de> Version 2.1, io=1,1, CIELAB, ColSpX=0

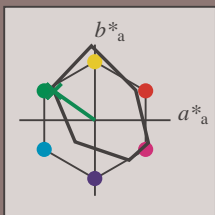
BAM registration: 20081001-Ee37/10L/L37E00FP.PS/ .PDF BAM material: code=rh4ta
 application for evaluation and measurement of printer or monitor systems

Input and output: Colorimetric Printer Reflective System FRS15_90a for relative CIELAB hue $h^* = lab^*h^* = h_{ab}/360 = 0.402$

data for any colour:
 lab^*tch^* and lab^*icu^*

Hue texts:

$u^*_e = j75g$ $u^*_d = i03c$
 contrast reduction factor:
 $c_R = 0.9$
 triangle lightness t^*



FRS15_90a; adapted (a) CIELAB data

	u^*_e	$L^*=L^*_a$	a^*_a	b^*_a	$C^*_{ab,a}$	$h^*_{ab,a}$
O _{Ma}	38.8	53.92	39.68	66.95	36	
Y _{Ma}	82.58	-4.64	98.22	98.33	93	
L _{Ma}	46.95	-56.34	43.46	71.15	142	
C _{Ma}	54.62	-26.2	-28.68	38.85	228	
V _{Ma}	20.01	45.2	-52.87	69.56	311	
M _{Ma}	40.88	70.68	-29.99	76.78	337	
N _{Ma}	15.0	0.0	0.0	0.0	0	
W _{Ma}	90.0	0.0	0.0	0.0	0	
R _{Ma}	39.92	58.74	27.99	65.07	25	
J _{Ma}	81.26	-2.89	71.56	71.62	92	
G _{Ma}	52.23	-42.42	13.6	44.55	162	
B _{Ma}	30.57	1.41	-46.47	46.49	272	

Data for maximum colour (Ma):

$LAB^*LAB^*_{Ma}$: 48 -54 38

$LAB^*LCH^*_{Ma}$: 48 66 144

$lab^*rgb^*_{Ma}$: 0.25 1.0 0.0

$lab^*olv^*_{Ma}$: 0.0 1.0 0.03

triangle lightness t^*

%Gamut

$u^*_{rel} = 88$

%Regularity

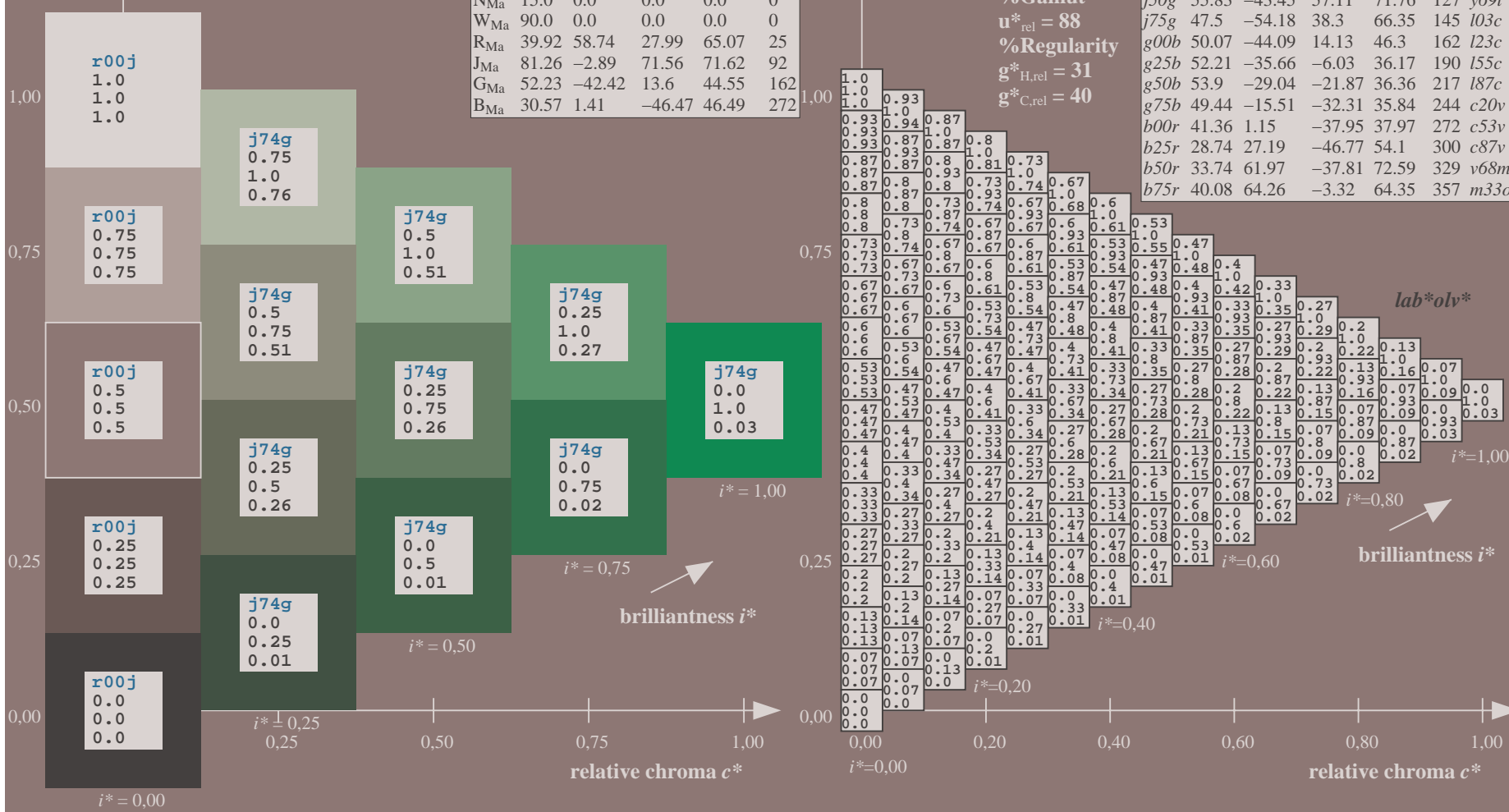
$g^*_{H,rel} = 31$

$g^*_{C,rel} = 40$

$u^*_e = j75g$
 lab^*olv^*

FRS15_90a; adapted (a) CIELAB data

	u^*_e	$L^*=L^*_a$	a^*_a	b^*_a	$C^*_{ab,a}$	$h^*_{ab,a}$	u^*_d
r00j	39.18	56.94	27.13	63.07	25	m81o	
r25j	42.41	49.1	44.5	66.26	42	o10y	
r50j	52.78	35.22	58.37	68.17	59	o40y	
r75j	64.82	19.12	74.47	76.89	76	o69y	
j00g	82.06	-3.94	97.52	97.6	92	o98y	
j25g	67.26	-26.87	74.67	79.36	110	y34l	
j50g	55.83	-43.45	57.11	71.76	127	y69l	
j75g	47.5	-54.18	38.3	66.35	145	i03c	
g00b	50.07	-44.09	14.13	46.3	162	i23c	
g25b	52.21	-35.66	-6.03	36.17	190	i55c	
g50b	53.9	-29.04	-21.87	36.36	217	i87c	
g75b	49.44	-15.51	-32.31	35.84	244	c20v	
b00r	41.36	1.15	-37.95	37.97	272	c53v	
b25r	28.74	27.19	-46.77	54.1	300	c87v	
b50r	33.74	61.97	-37.81	72.59	329	v68m	
b75r	40.08	64.26	-3.32	64.35	357	m33o	



See for similar files: <http://www.ps.bam.de/Ee37/>; <http://www.ps.bam.de/Version 2.1, io=1,1, CIELAB, ColSpX=0>

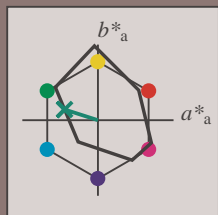
BAM registration: 20081001-Ee37/10L/L37E00FP.PS/.PDF BAM material: code=rh4ta
 application for evaluation and measurement of printer or monitor systems

Input and output: Colorimetric Printer Reflective System FRS15_90a for relative CIELAB hue $h^* = lab^*h^* = h_{ab}/360 = 0.451$

data for any colour:
 lab^*tch^* and lab^*icu^*

Hue texts:

$u^*_e = g00b$ $u^*_d = l23c$
 contrast reduction factor:
 $c_R = 0.9$
 triangle lightness t^*



FRS15_90a; adapted (a) CIELAB data

	u^*_e	$L^*=L^*_a$	a^*_a	b^*_a	$C^*_{ab,a}$	$h^*_{ab,a}$
O _{Ma}	38.8	53.92	39.68	66.95	36	
Y _{Ma}	82.58	-4.64	98.22	98.33	93	
L _{Ma}	46.95	-56.34	43.46	71.15	142	
C _{Ma}	54.62	-26.2	-28.68	38.85	228	
V _{Ma}	20.01	45.2	-52.87	69.56	311	
M _{Ma}	40.88	70.68	-29.99	76.78	337	
N _{Ma}	15.0	0.0	0.0	0.0	0	
W _{Ma}	90.0	0.0	0.0	0.0	0	
R _{Ma}	39.92	58.74	27.99	65.07	25	
J _{Ma}	81.26	-2.89	71.56	71.62	92	
G _{Ma}	52.23	-42.42	13.6	44.55	162	
B _{Ma}	30.57	1.41	-46.47	46.49	272	

Data for maximum colour (Ma):

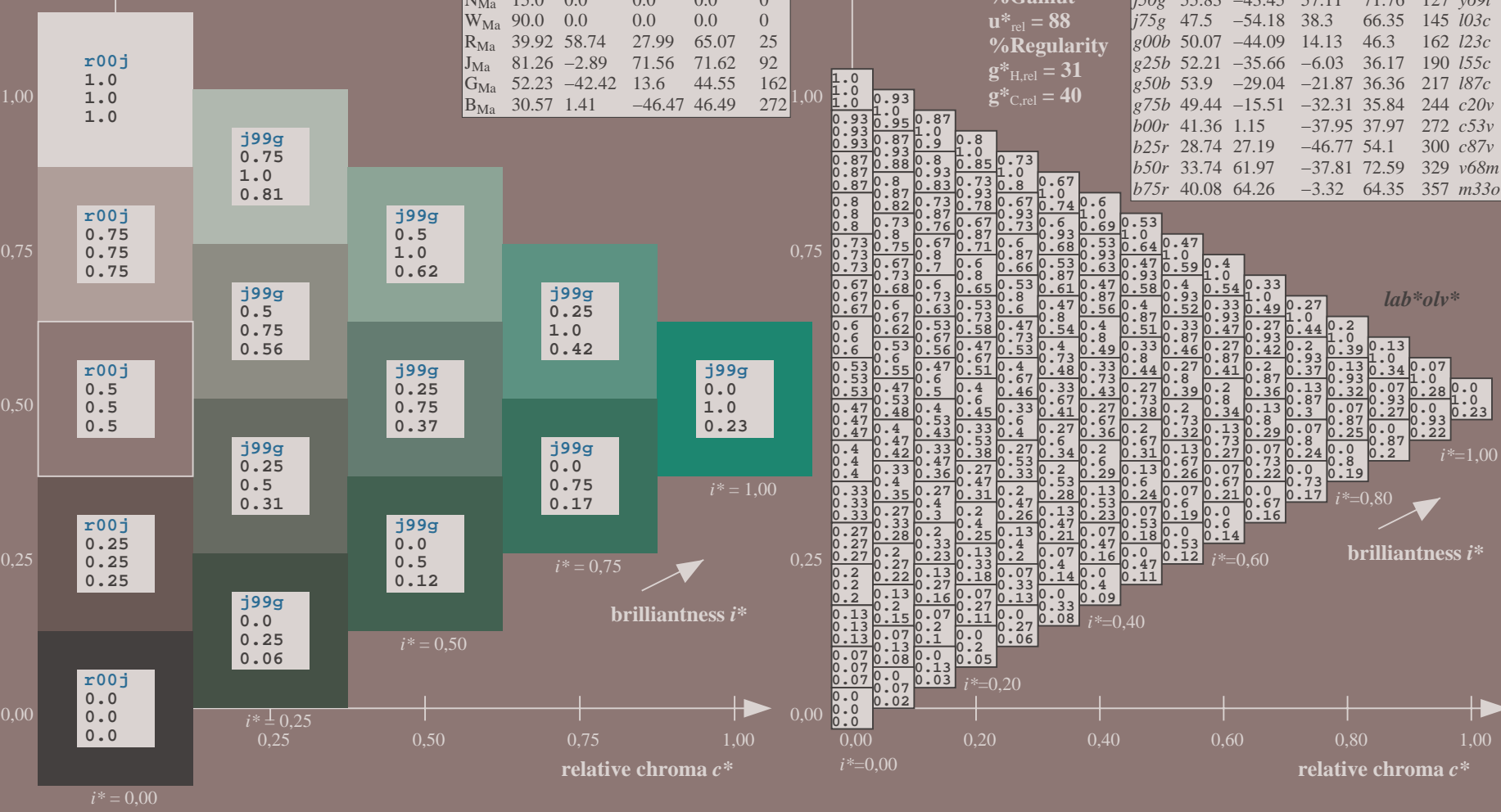
$LAB^*LAB^*_{Ma}$: 50 -44 14
 $LAB^*LCH^*_{Ma}$: 50 46 162
 $lab^*rgb^*_{Ma}$: 0.0 1.0 0.0
 $lab^*olv^*_{Ma}$: 0.0 1.0 0.23

triangle lightness t^*

%Gamut
 $u^*_{rel} = 88$
 %Regularity
 $g^*_{H,rel} = 31$
 $g^*_{C,rel} = 40$

FRS15_90a; adapted (a) CIELAB data

	u^*_e	$L^*=L^*_a$	a^*_a	b^*_a	$C^*_{ab,a}$	$h^*_{ab,a}$	u^*_d
r00j	39.18	56.94	27.13	63.07	25	m81o	
r25j	42.41	49.1	44.5	66.26	42	o10y	
r50j	52.78	35.22	58.37	68.17	59	o40y	
r75j	64.82	19.12	74.47	76.89	76	o69y	
j00g	82.06	-3.94	97.52	97.6	92	o98y	
j25g	67.26	-26.87	74.67	79.36	110	y34l	
j50g	55.83	-43.45	57.11	71.76	127	y69l	
j75g	47.5	-54.18	38.3	66.35	145	l03c	
g00b	50.07	-44.09	14.13	46.3	162	l23c	
g25b	52.21	-35.66	-6.03	36.17	190	l55c	
g50b	53.9	-29.04	-21.87	36.36	217	l87c	
g75b	49.44	-15.51	-32.31	35.84	244	c20v	
b00r	41.36	1.15	-37.95	37.97	272	c53v	
b25r	28.74	27.19	-46.77	54.1	300	c87v	
b50r	33.74	61.97	-37.81	72.59	329	v68m	
b75r	40.08	64.26	-3.32	64.35	357	m33o	

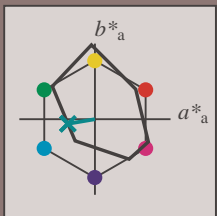


See for similar files: <http://www.ps.bam.de/Ee37/>; www.ps.bam.de/Ee37/
 Technical information: <http://www.ps.bam.de> Version 2.1, io=1,1, CIELAB, ColSpX=0

BAM registration: 20081001-Ee37/10L/L37E00FP.PS/.PDF BAM material: code=rh4ta
 application for evaluation and measurement of printer or monitor systems

Input and output: Colorimetric Printer Reflective System FRS15_90a for relative CIELAB hue $h^* = lab^*h^* = h_{ab}/360 = 0.527$
 data for any colour:
 lab^*tch^* and lab^*icu^*

Hue texts:
 $u^*_e = g25b$ $u^*_d = l55c$
 contrast reduction factor:
 $c_R = 0.9$
 triangle lightness t^*



FRS15_90a; adapted (a) CIELAB data

	u^*_e	$L^*=L^*_a$	a^*_a	b^*_a	$C^*_{ab,a}$	$h^*_{ab,a}$
O _{Ma}	38.8	53.92	39.68	66.95	36	
Y _{Ma}	82.58	-4.64	98.22	98.33	93	
L _{Ma}	46.95	-56.34	43.46	71.15	142	
C _{Ma}	54.62	-26.2	-28.68	38.85	228	
V _{Ma}	20.01	45.2	-52.87	69.56	311	
M _{Ma}	40.88	70.68	-29.99	76.78	337	
N _{Ma}	15.0	0.0	0.0	0.0	0	
W _{Ma}	90.0	0.0	0.0	0.0	0	
R _{Ma}	39.92	58.74	27.99	65.07	25	
J _{Ma}	81.26	-2.89	71.56	71.62	92	
G _{Ma}	52.23	-42.42	13.6	44.55	162	
B _{Ma}	30.57	1.41	-46.47	46.49	272	

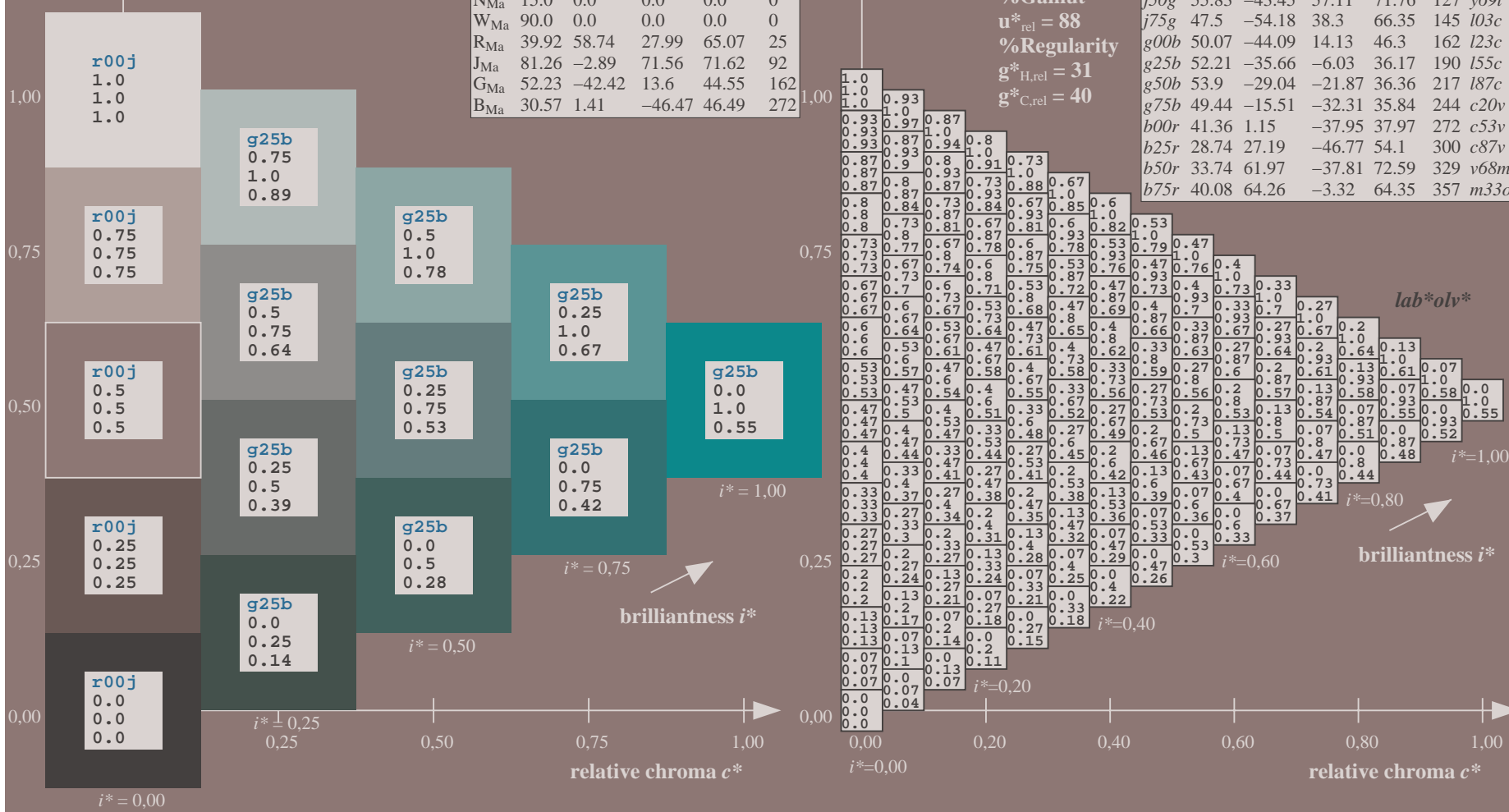
Data for maximum colour (Ma):

$LAB^*LAB^*_{Ma}$: 52 -36 -6
 $LAB^*LCH^*_{Ma}$: 52 36 189
 $lab^*rgb^*_{Ma}$: 0.0 1.0 0.5
 $lab^*olv^*_{Ma}$: 0.0 1.0 0.55
 triangle lightness t^*

FRS15_90a; adapted (a) CIELAB data

	u^*_e	$L^*=L^*_a$	a^*_a	b^*_a	$C^*_{ab,a}$	$h^*_{ab,a}$	u^*_d
r00j	39.18	56.94	27.13	63.07	25	m81o	
r25j	42.41	49.1	44.5	66.26	42	o10y	
r50j	52.78	35.22	58.37	68.17	59	o40y	
r75j	64.82	19.12	74.47	76.89	76	o69y	
j00g	82.06	-3.94	97.52	97.6	92	o98y	
j25g	67.26	-26.87	74.67	79.36	110	y34l	
j50g	55.83	-43.45	57.11	71.76	127	y69l	
j75g	47.5	-54.18	38.3	66.35	145	l03c	
g00b	50.07	-44.09	14.13	46.3	162	l23c	
g25b	52.21	-35.66	-6.03	36.17	190	l55c	
g50b	53.9	-29.04	-21.87	36.36	217	l87c	
g75b	49.44	-15.51	-32.31	35.84	244	c20v	
b00r	41.36	1.15	-37.95	37.97	272	c53v	
b25r	28.74	27.19	-46.77	54.1	300	c87v	
b50r	33.74	61.97	-37.81	72.59	329	v68m	
b75r	40.08	64.26	-3.32	64.35	357	m33o	

%Gamut
 $u^*_{rel} = 88$
 %Regularity
 $g^*_{H,rel} = 31$
 $g^*_{C,rel} = 40$



See for similar files: <http://www.ps.bam.de/Ee37/>; www.ps.bam.de/Ee37/
 Technical information: <http://www.ps.bam.de> Version 2.1, io=1,1, CIELAB, ColSpX=0

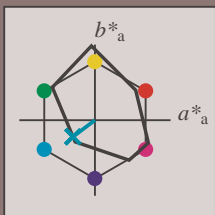
BAM registration: 20081001-Ee37/10L/L37E00FP.PS/.PDF BAM material: code=rh4ta
 application for evaluation and measurement of printer or monitor systems

Input and output: Colorimetric Printer Reflective System FRS15_90a for relative CIELAB hue $h^* = lab^*h^* = h_{ab}/360 = 0.603$

data for any colour:
 lab^*tch^* and lab^*icu^*

Hue texts:

$u^*_e = g50b$ $u^*_d = l87c$
 contrast reduction factor:
 $c_R = 0.9$
 triangle lightness t^*



FRS15_90a; adapted (a) CIELAB data

	u^*_e	$L^*=L^*_a$	a^*_a	b^*_a	$C^*_{ab,a}$	$h^*_{ab,a}$
O _{Ma}	38.8	53.92	39.68	66.95	36	
Y _{Ma}	82.58	-4.64	98.22	98.33	93	
L _{Ma}	46.95	-56.34	43.46	71.15	142	
C _{Ma}	54.62	-26.2	-28.68	38.85	228	
V _{Ma}	20.01	45.2	-52.87	69.56	311	
M _{Ma}	40.88	70.68	-29.99	76.78	337	
N _{Ma}	15.0	0.0	0.0	0.0	0	
W _{Ma}	90.0	0.0	0.0	0.0	0	
R _{Ma}	39.92	58.74	27.99	65.07	25	
J _{Ma}	81.26	-2.89	71.56	71.62	92	
G _{Ma}	52.23	-42.42	13.6	44.55	162	
B _{Ma}	30.57	1.41	-46.47	46.49	272	

Data for maximum colour (Ma):

$LAB^*LAB^*_{Ma}$: 54 -29 -22

$LAB^*LCH^*_{Ma}$: 54 36 216

$lab^*rgb^*_{Ma}$: 0.0 1.0 1.0

$lab^*olv^*_{Ma}$: 0.0 1.0 0.88

triangle lightness t^*

%Gamut

$u^*_{rel} = 88$

%Regularity

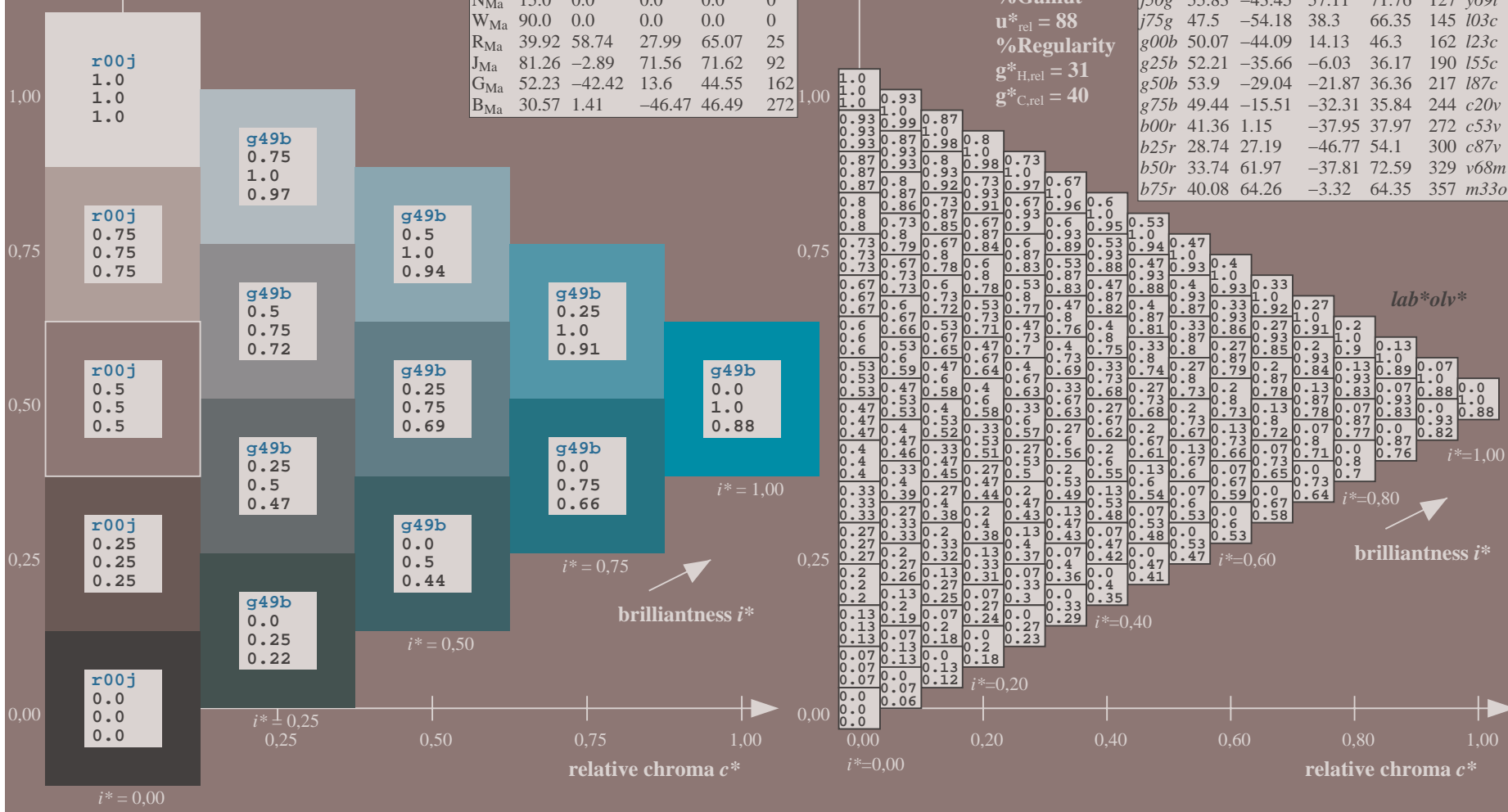
$g^*_{H,rel} = 31$

$g^*_{C,rel} = 40$

$u^*_e = g50b$
 lab^*olv^*

FRS15_90a; adapted (a) CIELAB data

	u^*_e	$L^*=L^*_a$	a^*_a	b^*_a	$C^*_{ab,a}$	$h^*_{ab,a}$	u^*_d
r00j	39.18	56.94	27.13	63.07	25	m81o	
r25j	42.41	49.1	44.5	66.26	42	o10y	
r50j	52.78	35.22	58.37	68.17	59	o40y	
r75j	64.82	19.12	74.47	76.89	76	o69y	
j00g	82.06	-3.94	97.52	97.6	92	o98y	
j25g	67.26	-26.87	74.67	79.36	110	y34l	
j50g	55.83	-43.45	57.11	71.76	127	y69l	
j75g	47.5	-54.18	38.3	66.35	145	l03c	
g00b	50.07	-44.09	14.13	46.3	162	l23c	
g25b	52.21	-35.66	-6.03	36.17	190	l55c	
g50b	53.9	-29.04	-21.87	36.36	217	l87c	
g75b	49.44	-15.51	-32.31	35.84	244	c20v	
b00r	41.36	1.15	-37.95	37.97	272	c53v	
b25r	28.74	27.19	-46.77	54.1	300	c87v	
b50r	33.74	61.97	-37.81	72.59	329	v68m	
b75r	40.08	64.26	-3.32	64.35	357	m33o	

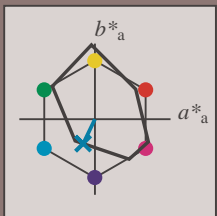


See for similar files: <http://www.ps.bam.de/Ee37/>; www.ps.bam.de/Ee37/
 Technical information: <http://www.ps.bam.de> Version 2.1, io=1,1, CIELAB, ColSpX=0

BAM registration: 20081001-Ee37/10L/L37E00FP.PS/ .PDF BAM material: code=rh4ta
 application for evaluation and measurement of printer or monitor systems

Input and output: Colorimetric Printer Reflective System FRS15_90a for relative CIELAB hue $h^* = lab^*h^* = h_{ab}/360 = 0.679$
 data for any colour:

lab^*tch^* and lab^*icu^*
 Hue texts:
 $u^*_e = g75b$ $u^*_d = c20v$
 contrast reduction factor:
 $c_R = 0.9$
 triangle lightness t^*



FRS15_90a; adapted (a) CIELAB data

	u^*_e	$L^*=L^*_a$	a^*_a	b^*_a	$C^*_{ab,a}$	$h^*_{ab,a}$
O _{Ma}	38.8	53.92	39.68	66.95	36	
Y _{Ma}	82.58	-4.64	98.22	98.33	93	
L _{Ma}	46.95	-56.34	43.46	71.15	142	
C _{Ma}	54.62	-26.2	-28.68	38.85	228	
V _{Ma}	20.01	45.2	-52.87	69.56	311	
M _{Ma}	40.88	70.68	-29.99	76.78	337	
N _{Ma}	15.0	0.0	0.0	0.0	0	
W _{Ma}	90.0	0.0	0.0	0.0	0	
R _{Ma}	39.92	58.74	27.99	65.07	25	
J _{Ma}	81.26	-2.89	71.56	71.62	92	
G _{Ma}	52.23	-42.42	13.6	44.55	162	
B _{Ma}	30.57	1.41	-46.47	46.49	272	

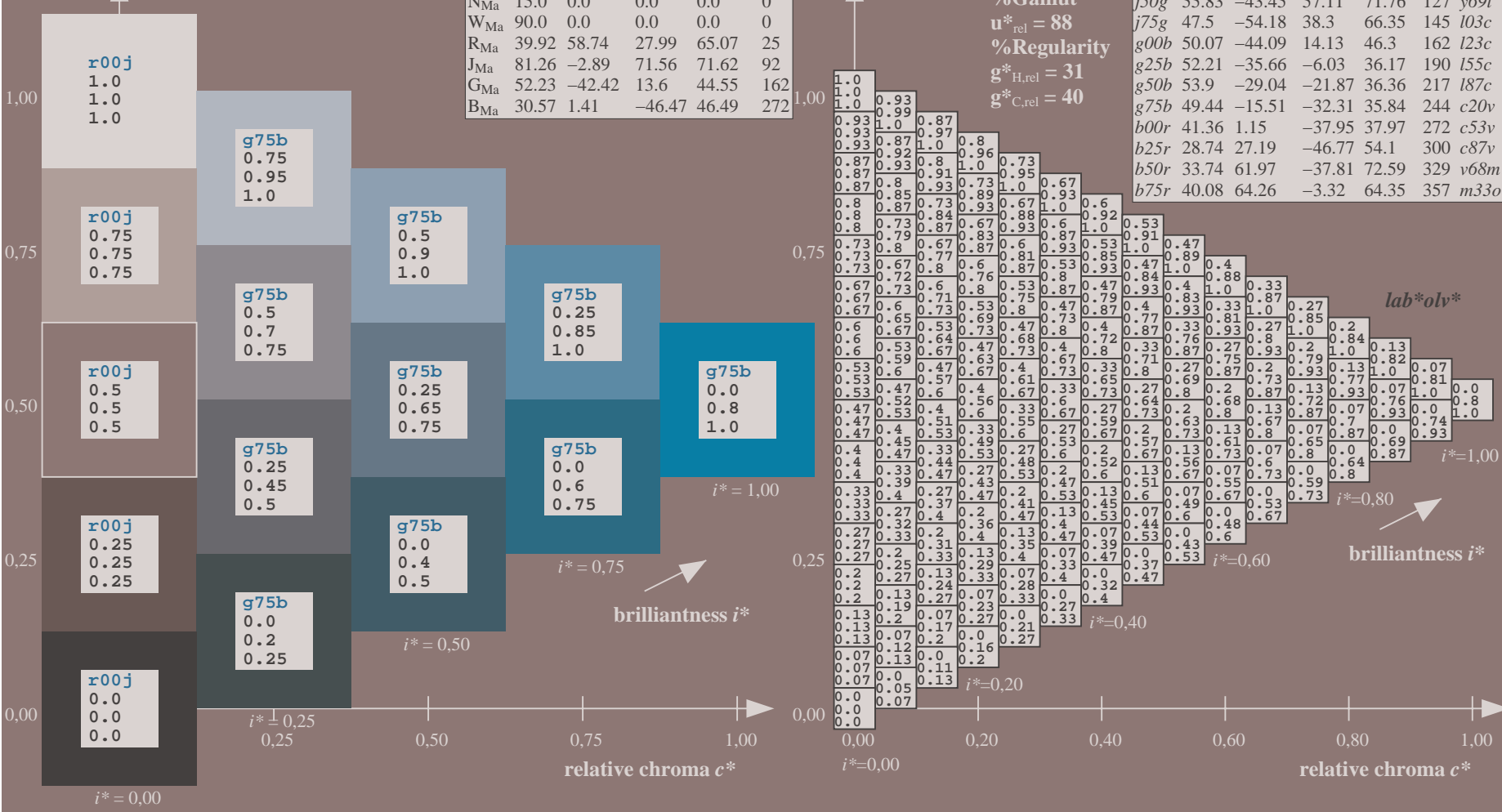
Data for maximum colour (Ma):

$LAB^*LAB^*_{Ma}$: 49 -16 -32
 $LAB^*LCH^*_{Ma}$: 49 36 244
 $lab^*rgb^*_{Ma}$: 0.0 0.5 1.0
 $lab^*olv^*_{Ma}$: 0.0 0.8 1.0
 triangle lightness t^*

%Gamut
 $u^*_{rel} = 88$
 %Regularity
 $g^*_{H,rel} = 31$
 $g^*_{C,rel} = 40$

FRS15_90a; adapted (a) CIELAB data

	u^*_e	$L^*=L^*_a$	a^*_a	b^*_a	$C^*_{ab,a}$	$h^*_{ab,a}$	u^*_d
r00j	39.18	56.94	27.13	63.07	25	m81o	
r25j	42.41	49.1	44.5	66.26	42	o10y	
r50j	52.78	35.22	58.37	68.17	59	o40y	
r75j	64.82	19.12	74.47	76.89	76	o69y	
j00g	82.06	-3.94	97.52	97.6	92	o98y	
j25g	67.26	-26.87	74.67	79.36	110	y34l	
j50g	55.83	-43.45	57.11	71.76	127	y69l	
j75g	47.5	-54.18	38.3	66.35	145	l03c	
g00b	50.07	-44.09	14.13	46.3	162	l23c	
g25b	52.21	-35.66	-6.03	36.17	190	l55c	
g50b	53.9	-29.04	-21.87	36.36	217	l87c	
g75b	49.44	-15.51	-32.31	35.84	244	c20v	
b00r	41.36	1.15	-37.95	37.97	272	c53v	
b25r	28.74	27.19	-46.77	54.1	300	c87v	
b50r	33.74	61.97	-37.81	72.59	329	v68m	
b75r	40.08	64.26	-3.32	64.35	357	m33o	

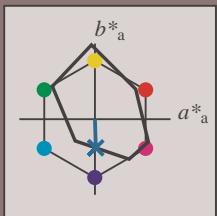


See for similar files: <http://www.ps.bam.de/Ee37/>; <http://www.ps.bam.de/Ee37/10L/L37E00FP.PS/>.PDF
 Technical information: <http://www.ps.bam.de> Version 2.1, io=1,1, CIELAB, ColSpX=0

BAM registration: 20081001-Ee37/10L/L37E00FP.PS/.PDF BAM material: code=rh4ta
 application for evaluation and measurement of printer or monitor systems

Input and output: Colorimetric Printer Reflective System FRS15_90a for relative CIELAB hue $h^* = lab^*h^* = h_{ab}/360 = 0.755$
 data for any colour:
 lab^*tch^* and lab^*icu^*

Hue texts:
 $u^*_e = b00r$ $u^*_d = c53v$
 contrast reduction factor:
 $c_R = 0.9$
 triangle lightness t^*



FRS15_90a; adapted (a) CIELAB data

	u^*_e	$L^*=L^*_a$	a^*_a	b^*_a	$C^*_{ab,a}$	$h^*_{ab,a}$
O _{Ma}	38.8	53.92	39.68	66.95	36	
Y _{Ma}	82.58	-4.64	98.22	98.33	93	
L _{Ma}	46.95	-56.34	43.46	71.15	142	
C _{Ma}	54.62	-26.2	-28.68	38.85	228	
V _{Ma}	20.01	45.2	-52.87	69.56	311	
M _{Ma}	40.88	70.68	-29.99	76.78	337	
N _{Ma}	15.0	0.0	0.0	0.0	0	
W _{Ma}	90.0	0.0	0.0	0.0	0	
R _{Ma}	39.92	58.74	27.99	65.07	25	
J _{Ma}	81.26	-2.89	71.56	71.62	92	
G _{Ma}	52.23	-42.42	13.6	44.55	162	
B _{Ma}	30.57	1.41	-46.47	46.49	272	

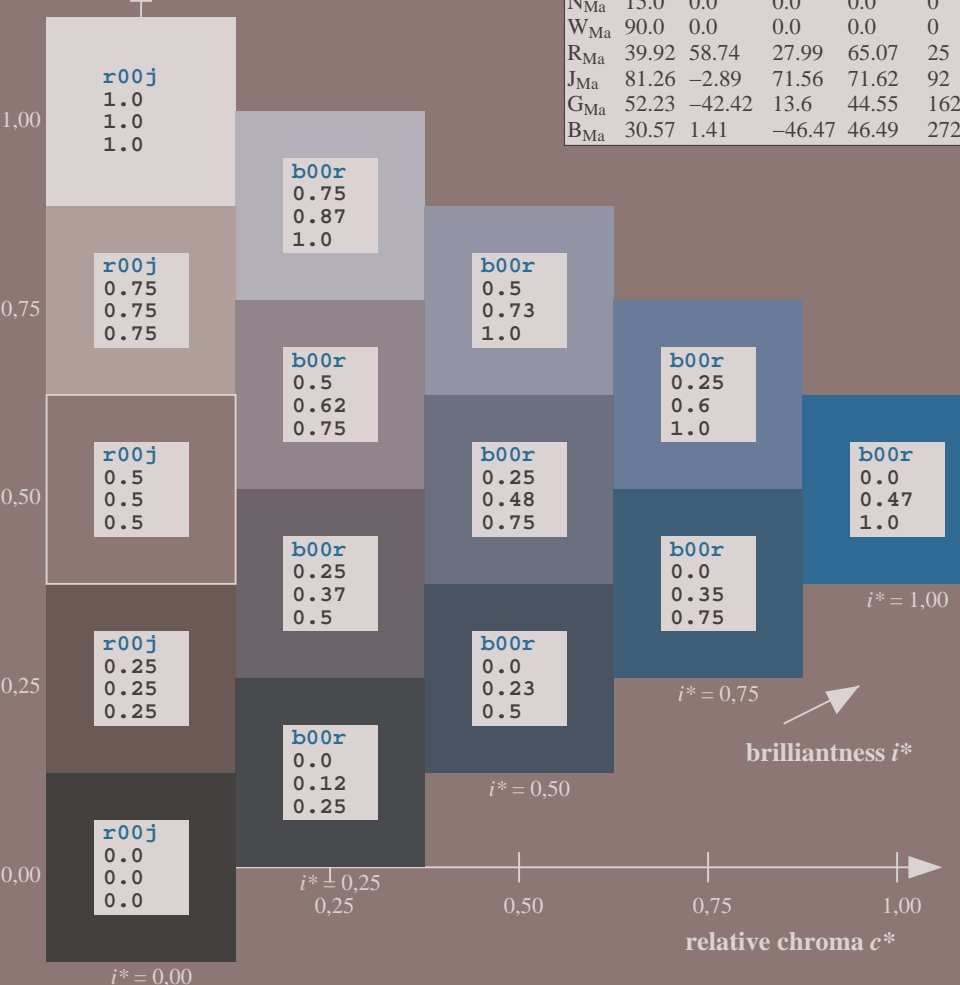

Data for maximum colour (Ma):

$LAB^*LAB^*_{Ma}$: 41 1 -38
 $LAB^*LCH^*_{Ma}$: 41 38 271
 $lab^*rgb^*_{Ma}$: 0.0 0.0 1.0
 $lab^*olv^*_{Ma}$: 0.0 0.47 1.0
 triangle lightness t^*

%Gamut
 $u^*_{rel} = 88$
 %Regularity
 $g^*_{H,rel} = 31$
 $g^*_{C,rel} = 40$

FRS15_90a; adapted (a) CIELAB data

	u^*_e	$L^*=L^*_a$	a^*_a	b^*_a	$C^*_{ab,a}$	$h^*_{ab,a}$	u^*_d
r00j	39.18	56.94	27.13	63.07	25	m81o	
r25j	42.41	49.1	44.5	66.26	42	o10y	
r50j	52.78	35.22	58.37	68.17	59	o40y	
r75j	64.82	19.12	74.47	76.89	76	o69y	
j00g	82.06	-3.94	97.52	97.6	92	o98y	
j25g	67.26	-26.87	74.67	79.36	110	y34l	
j50g	55.83	-43.45	57.11	71.76	127	y69l	
j75g	47.5	-54.18	38.3	66.35	145	l03c	
g00b	50.07	-44.09	14.13	46.3	162	l23c	
g25b	52.21	-35.66	-6.03	36.17	190	l55c	
g50b	53.9	-29.04	-21.87	36.36	217	l87c	
g75b	49.44	-15.51	-32.31	35.84	244	c20v	
b00r	41.36	1.15	-37.95	37.97	272	c53v	
b25r	28.74	27.19	-46.77	54.1	300	c87v	
b50r	33.74	61.97	-37.81	72.59	329	v68m	
b75r	40.08	64.26	-3.32	64.35	357	m33o	

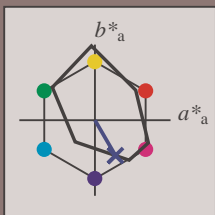


Input and output: Colorimetric Printer Reflective System FRS15_90a for relative CIELAB hue $h^* = lab^*h^* = h_{ab}/360 = 0.834$

data for any colour:
 lab^*tch^* and lab^*icu^*

Hue texts:

$u^*_e = b25r$ $u^*_d = c87v$
 contrast reduction factor:
 $c_R = 0.9$
 triangle lightness t^*



FRS15_90a; adapted (a) CIELAB data

	u^*_e	L^*_a	a^*_a	b^*_a	$C^*_{ab,a}$	$h^*_{ab,a}$
O _{Ma}	38.8	53.92	39.68	66.95	36	
Y _{Ma}	82.58	-4.64	98.22	98.33	93	
L _{Ma}	46.95	-56.34	43.46	71.15	142	
C _{Ma}	54.62	-26.2	-28.68	38.85	228	
V _{Ma}	20.01	45.2	-52.87	69.56	311	
M _{Ma}	40.88	70.68	-29.99	76.78	337	
N _{Ma}	15.0	0.0	0.0	0.0	0	
W _{Ma}	90.0	0.0	0.0	0.0	0	
R _{Ma}	39.92	58.74	27.99	65.07	25	
J _{Ma}	81.26	-2.89	71.56	71.62	92	
G _{Ma}	52.23	-42.42	13.6	44.55	162	
B _{Ma}	30.57	1.41	-46.47	46.49	272	

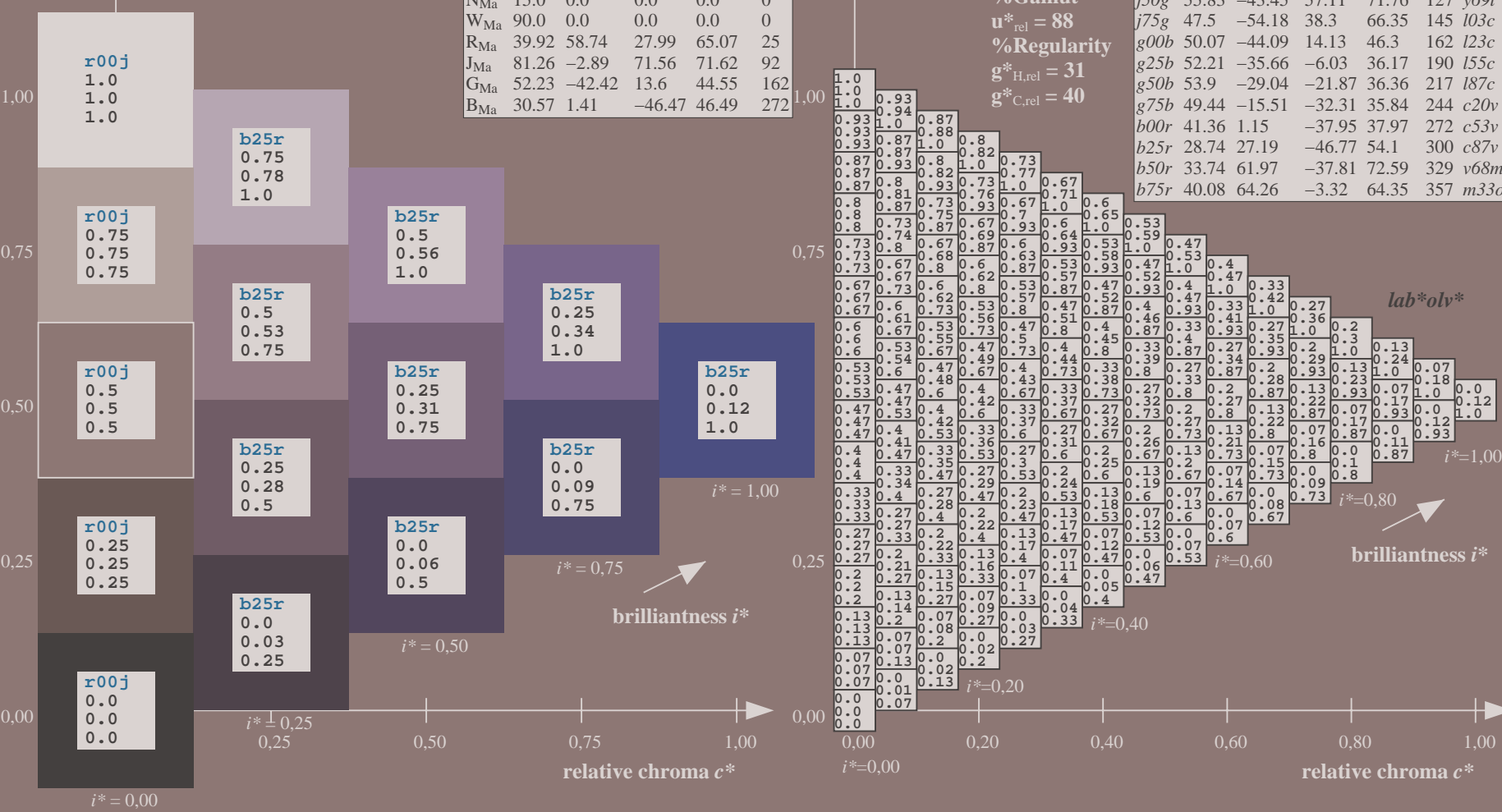
Data for maximum colour (Ma):

$LAB^*LAB^*_{Ma}$: 29 27 -47
 $LAB^*LCH^*_{Ma}$: 29 54 300
 $lab^*rgb^*_{Ma}$: 0.5 0.0 1.0
 $lab^*olv^*_{Ma}$: 0.0 0.12 1.0
 triangle lightness t^*

%Gamut
 $u^*_{rel} = 88$
 %Regularity
 $g^*_{H,rel} = 31$
 $g^*_{C,rel} = 40$

FRS15_90a; adapted (a) CIELAB data

	u^*_e	L^*_a	a^*_a	b^*_a	$C^*_{ab,a}$	$h^*_{ab,a}$	u^*_d
r00j	39.18	56.94	27.13	63.07	25	m81o	
r25j	42.41	49.1	44.5	66.26	42	o10y	
r50j	52.78	35.22	58.37	68.17	59	o40y	
r75j	64.82	19.12	74.47	76.89	76	o69y	
j00g	82.06	-3.94	97.52	97.6	92	o98y	
j25g	67.26	-26.87	74.67	79.36	110	y34l	
j50g	55.83	-43.45	57.11	71.76	127	y69l	
j75g	47.5	-54.18	38.3	66.35	145	l03c	
g00b	50.07	-44.09	14.13	46.3	162	l23c	
g25b	52.21	-35.66	-6.03	36.17	190	l55c	
g50b	53.9	-29.04	-21.87	36.36	217	l87c	
g75b	49.44	-15.51	-32.31	35.84	244	c20v	
b00r	41.36	1.15	-37.95	37.97	272	c53v	
b25r	28.74	27.19	-46.77	54.1	300	c87v	
b50r	33.74	61.97	-37.81	72.59	329	v68m	
b75r	40.08	64.26	-3.32	64.35	357	m33o	



See for similar files: <http://www.ps.bam.de/Ee37/>; <http://www.ps.bam.de/Ee37/10L/L37E00FP.PS/>
 Technical information: <http://www.ps.bam.de> Version 2.1, io=1,1, CIELAB, ColSpX=0

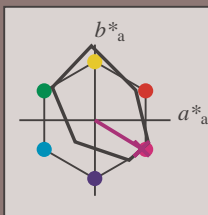
BAM registration: 20081001-Ee37/10L/L37E00FP.PS/ .PDF BAM material: code=rh4ta
 application for evaluation and measurement of printer or monitor systems

Input and output: Colorimetric Printer Reflective System FRS15_90a for relative CIELAB hue $h^* = lab^*h^* = h_{ab}/360 = 0.913$

data for any colour:
 lab^*tch^* and lab^*icu^*

Hue texts:

$u^*_e = b50r$ $u^*_d = v68m$
 contrast reduction factor:
 $c_R = 0.9$
 triangle lightness t^*



FRS15_90a; adapted (a) CIELAB data

	u^*_e	$L^*=L^*_a$	a^*_a	b^*_a	$C^*_{ab,a}$	$h^*_{ab,a}$
O _{Ma}	38.8	53.92	39.68	66.95	36	
Y _{Ma}	82.58	-4.64	98.22	98.33	93	
L _{Ma}	46.95	-56.34	43.46	71.15	142	
C _{Ma}	54.62	-26.2	-28.68	38.85	228	
V _{Ma}	20.01	45.2	-52.87	69.56	311	
M _{Ma}	40.88	70.68	-29.99	76.78	337	
N _{Ma}	15.0	0.0	0.0	0.0	0	
W _{Ma}	90.0	0.0	0.0	0.0	0	
R _{Ma}	39.92	58.74	27.99	65.07	25	
J _{Ma}	81.26	-2.89	71.56	71.62	92	
G _{Ma}	52.23	-42.42	13.6	44.55	162	
B _{Ma}	30.57	1.41	-46.47	46.49	272	

Data for maximum colour (Ma):

$LAB^*LAB^*_{Ma}$: 34 62 -38

$LAB^*LCH^*_{Ma}$: 34 73 328

$lab^*rgb^*_{Ma}$: 1.0 0.0 1.0

$lab^*olv^*_{Ma}$: 0.68 0.0 1.0

triangle lightness t^*

%Gamut

$u^*_{rel} = 88$

%Regularity

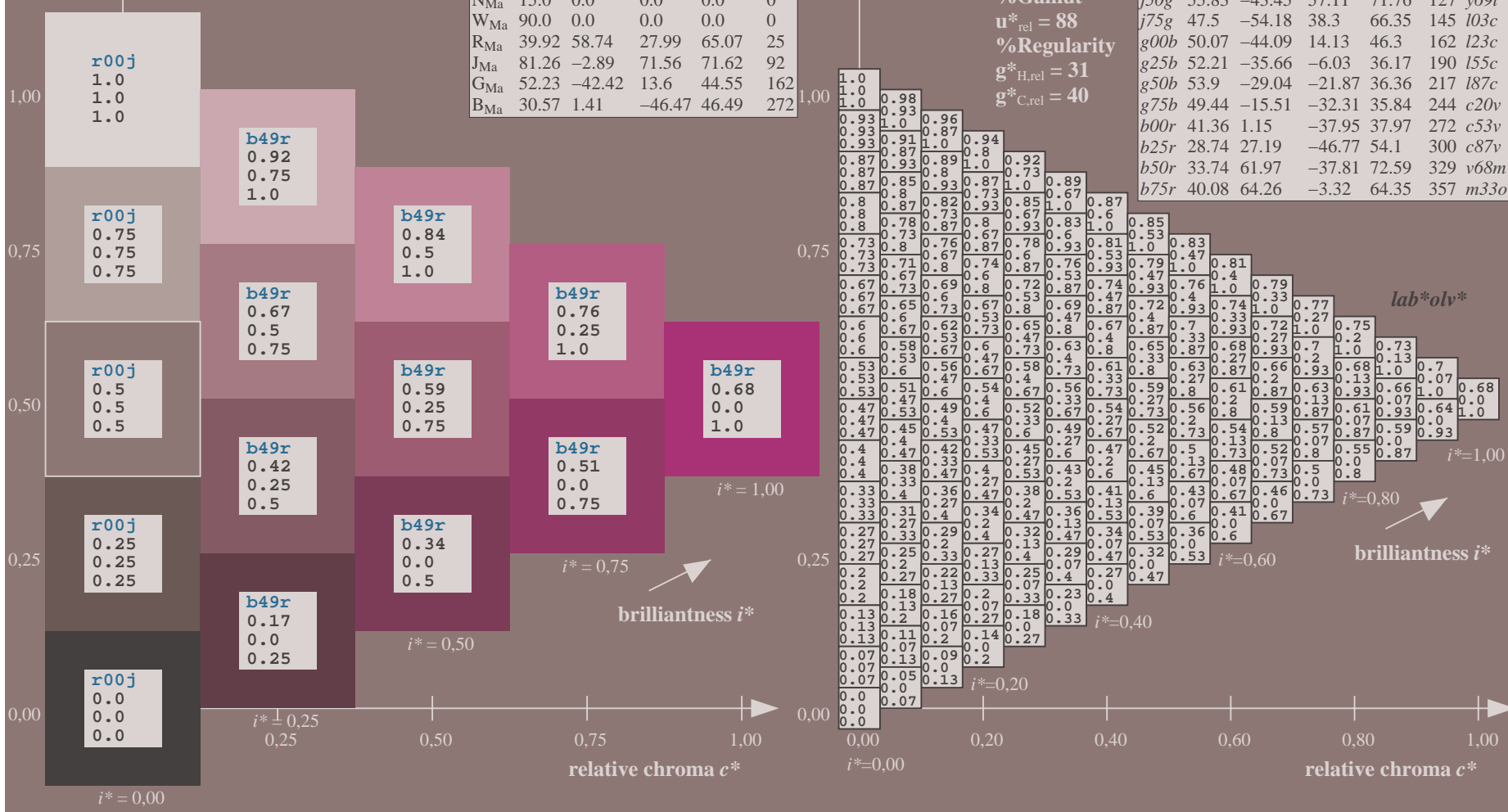
$g^*_{H,rel} = 31$

$g^*_{C,rel} = 40$

$u^*_e = b50r$
 lab^*olv^*

FRS15_90a; adapted (a) CIELAB data

	u^*_e	$L^*=L^*_a$	a^*_a	b^*_a	$C^*_{ab,a}$	$h^*_{ab,a}$	u^*_d
r00j	39.18	56.94	27.13	63.07	25	m81o	
r25j	42.41	49.1	44.5	66.26	42	o10y	
r50j	52.78	35.22	58.37	68.17	59	o40y	
r75j	64.82	19.12	74.47	76.89	76	o69y	
j00g	82.06	-3.94	97.52	97.6	92	o98y	
j25g	67.26	-26.87	74.67	79.36	110	y34l	
j50g	55.83	-43.45	57.11	71.76	127	y69l	
j75g	47.5	-54.18	38.3	66.35	145	l03c	
g00b	50.07	-44.09	14.13	46.3	162	l23c	
g25b	52.21	-35.66	-6.03	36.17	190	l55c	
g50b	53.9	-29.04	-21.87	36.36	217	l87c	
g75b	49.44	-15.51	-32.31	35.84	244	c20v	
b00r	41.36	1.15	-37.95	37.97	272	c53v	
b25r	28.74	27.19	-46.77	54.1	300	c87v	
b50r	33.74	61.97	-37.81	72.59	329	v68m	
b75r	40.08	64.26	-3.32	64.35	357	m33o	



See for similar files: <http://www.ps.bam.de/Ee37/>; www.ps.bam.de/Ee37/
 Technical information: <http://www.ps.bam.de> Version 2.1, io=1,1, CIELAB, ColSpX=0

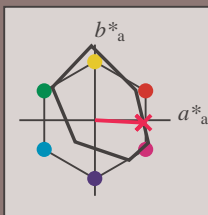
BAM registration: 20081001-Ee37/10L/L37E00FP.PS/.PDF BAM material: code=rh4ta
 application for evaluation and measurement of printer or monitor systems

Input and output: Colorimetric Printer Reflective System FRS15_90a for relative CIELAB hue $h^* = lab^*h^* = h_{ab}/360 = 0.992$

data for any colour:
 lab^*tch^* and lab^*icu^*

Hue texts:

$u^*_e = b75r$ $u^*_d = m33o$
 contrast reduction factor:
 $c_R = 0.9$
 triangle lightness t^*



FRS15_90a; adapted (a) CIELAB data

	u^*_e	$L^*=L^*_a$	a^*_a	b^*_a	$C^*_{ab,a}$	$h^*_{ab,a}$
O _{Ma}	38.8	53.92	39.68	66.95	36	
Y _{Ma}	82.58	-4.64	98.22	98.33	93	
L _{Ma}	46.95	-56.34	43.46	71.15	142	
C _{Ma}	54.62	-26.2	-28.68	38.85	228	
V _{Ma}	20.01	45.2	-52.87	69.56	311	
M _{Ma}	40.88	70.68	-29.99	76.78	337	
N _{Ma}	15.0	0.0	0.0	0.0	0	
W _{Ma}	90.0	0.0	0.0	0.0	0	
R _{Ma}	39.92	58.74	27.99	65.07	25	
J _{Ma}	81.26	-2.89	71.56	71.62	92	
G _{Ma}	52.23	-42.42	13.6	44.55	162	
B _{Ma}	30.57	1.41	-46.47	46.49	272	

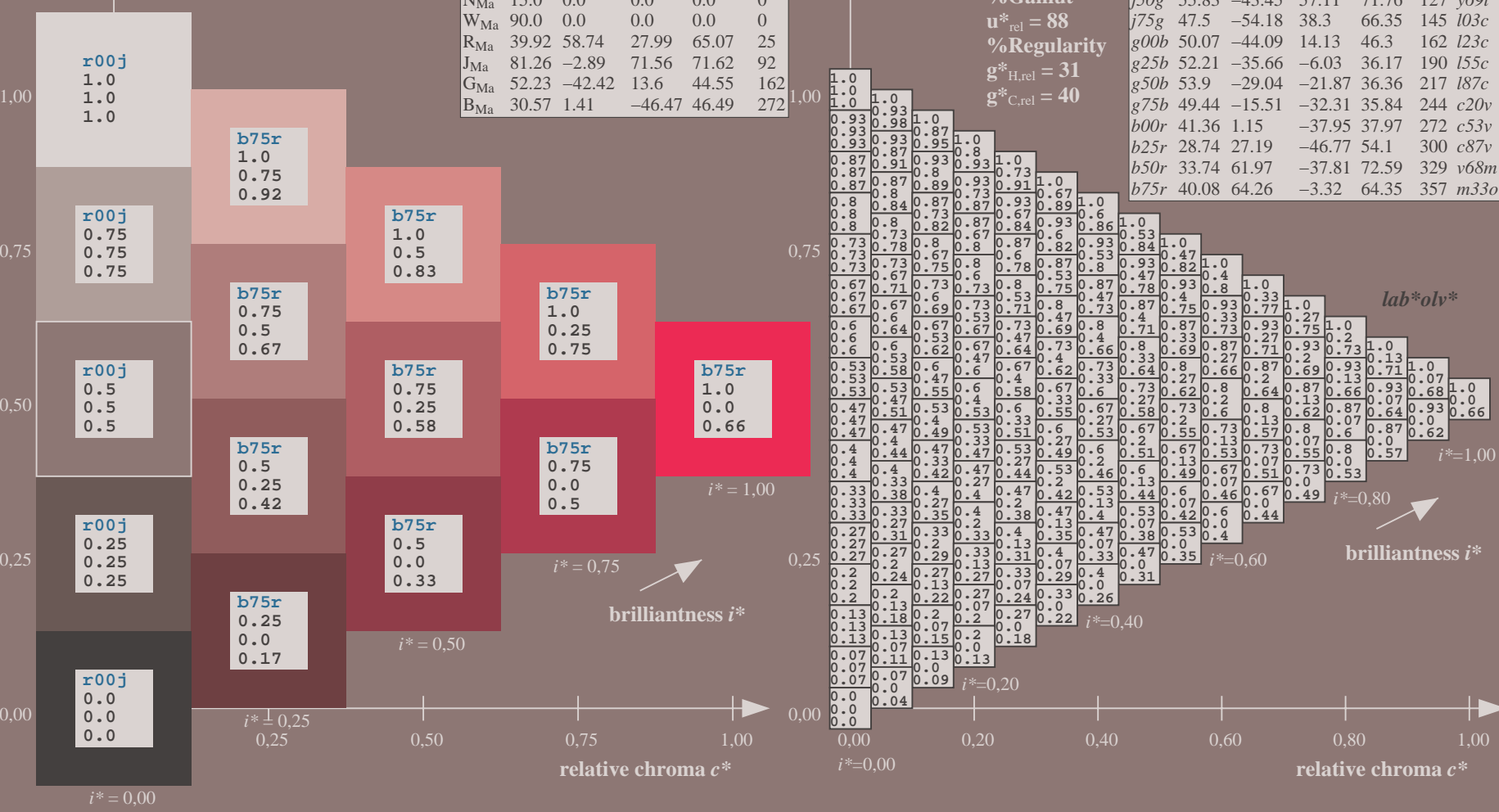
Data for maximum colour (Ma):

$LAB^*LAB^*_{Ma}$: 40 64 -3
 $LAB^*LCH^*_{Ma}$: 40 64 357
 $lab^*rgb^*_{Ma}$: 1.0 0.0 0.5
 $lab^*olv^*_{Ma}$: 1.0 0.0 0.66
 triangle lightness t^*

%Gamut
 $u^*_{rel} = 88$
 %Regularity
 $g^*_{H,rel} = 31$
 $g^*_{C,rel} = 40$

FRS15_90a; adapted (a) CIELAB data

	u^*_e	$L^*=L^*_a$	a^*_a	b^*_a	$C^*_{ab,a}$	$h^*_{ab,a}$	u^*_d
r00j	39.18	56.94	27.13	63.07	25	m81o	
r25j	42.41	49.1	44.5	66.26	42	o10y	
r50j	52.78	35.22	58.37	68.17	59	o40y	
r75j	64.82	19.12	74.47	76.89	76	o69y	
j00g	82.06	-3.94	97.52	97.6	92	o98y	
j25g	67.26	-26.87	74.67	79.36	110	y34l	
j50g	55.83	-43.45	57.11	71.76	127	y69l	
j75g	47.5	-54.18	38.3	66.35	145	l03c	
g00b	50.07	-44.09	14.13	46.3	162	l23c	
g25b	52.21	-35.66	-6.03	36.17	190	l55c	
g50b	53.9	-29.04	-21.87	36.36	217	l87c	
g75b	49.44	-15.51	-32.31	35.84	244	c20v	
b00r	41.36	1.15	-37.95	37.97	272	c53v	
b25r	28.74	27.19	-46.77	54.1	300	c87v	
b50r	33.74	61.97	-37.81	72.59	329	v68m	
b75r	40.08	64.26	-3.32	64.35	357	m33o	



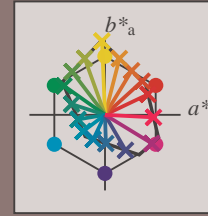
See for similar files: <http://www.ps.bam.de/Ee37/>; www.ps.bam.de/Ee37/
 Technical information: <http://www.ps.bam.de> Version 2.1, io=1,1, CIELAB, ColSpX=0

BAM registration: 20081001-Ee37/10L/L37E00FP.PS/.PDF BAM material: code=rh4ta
 application for evaluation and measurement of printer or monitor systems

Input and output:
 Colorimetric Printer Reflective System FRS15_90a
 data for any colour:

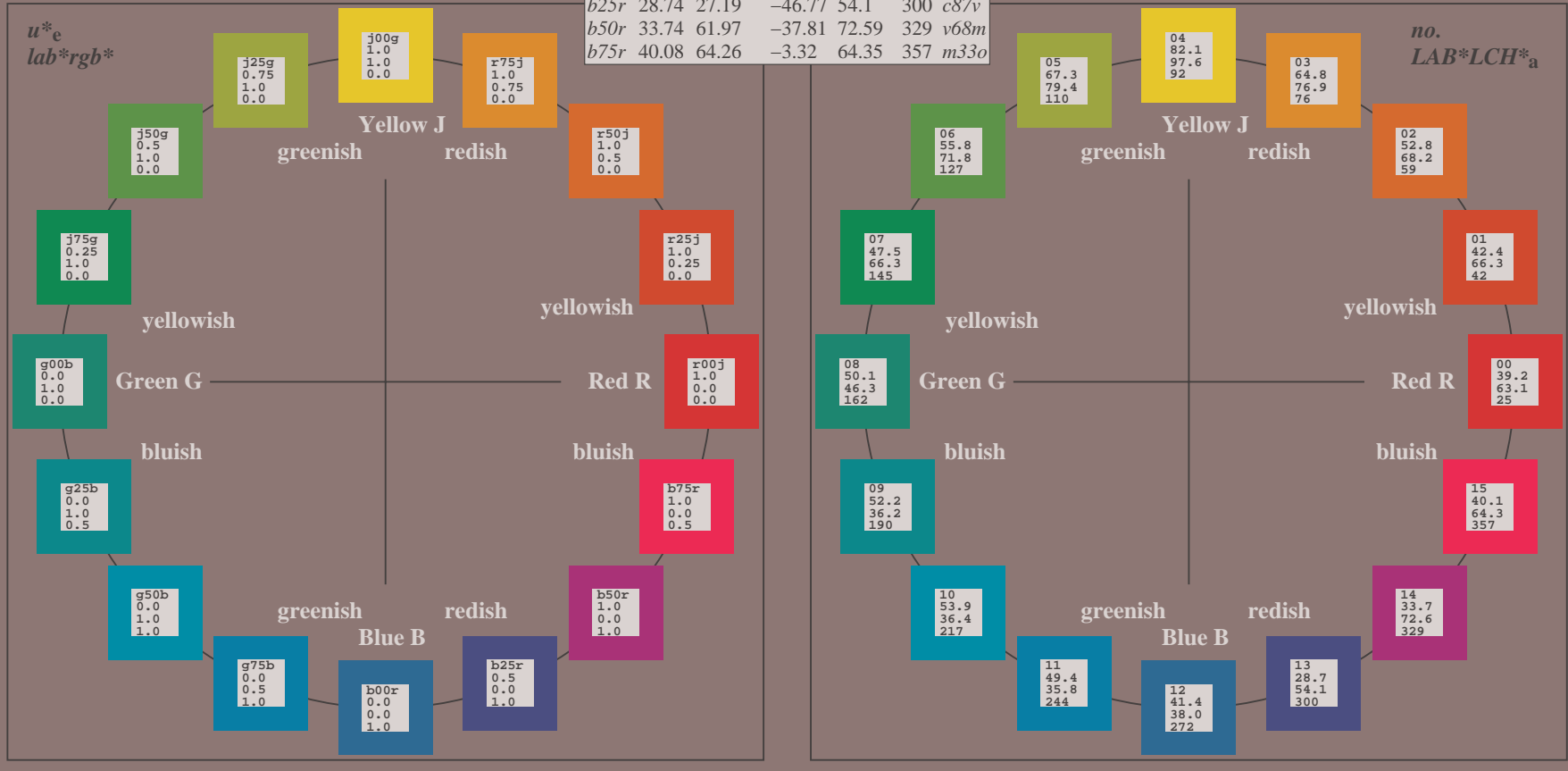
u^*_e and number $no. = 00 \dots 15$
 elementary hue text:
 $u^*_e = 16$ hues $r00j, r25j, \dots, b75r$
 contrast reduction factor:
 $c_R = 0.9$

FRS15_90a; adapted (a) CIELAB data						
u^*_e	$L^*=L^*_a$	a^*_a	b^*_a	$C^*_{ab,a}$	$h^*_{ab,a}$	u^*_d
$r00j$	39.18	56.94	27.13	63.07	25	$m81o$
$r25j$	42.41	49.1	44.5	66.26	42	$o10y$
$r50j$	52.78	35.22	58.37	68.17	59	$o40y$
$r75j$	64.82	19.12	74.47	76.89	76	$o69y$
$j00g$	82.06	-3.94	97.52	97.6	92	$o98y$
$j25g$	67.26	-26.87	74.67	79.36	110	$y34l$
$j50g$	55.83	-43.45	57.11	71.76	127	$y69l$
$j75g$	47.5	-54.18	38.3	66.35	145	$l03c$
$g00b$	50.07	-44.09	14.13	46.3	162	$l23c$
$g25b$	52.21	-35.66	-6.03	36.17	190	$l55c$
$g50b$	53.9	-29.04	-21.87	36.36	217	$l87c$
$g75b$	49.44	-15.51	-32.31	35.84	244	$c20v$
$b00r$	41.36	1.15	-37.95	37.97	272	$c53v$
$b25r$	28.74	27.19	-46.77	54.1	300	$c87v$
$b50r$	33.74	61.97	-37.81	72.59	329	$v68m$
$b75r$	40.08	64.26	-3.32	64.35	357	$m33o$



%Gamut
 $u^*_{rel} = 88$
 %Regularity
 $g^*_{H,rel} = 31$
 $g^*_{C,rel} = 40$

FRS15_90a; adapted (a) CIELAB data					
Name	$L^*=L^*_a$	a^*_a	b^*_a	$C^*_{ab,a}$	$h^*_{ab,a}$
O_{Ma}	38.8	53.92	39.68	66.95	36
Y_{Ma}	82.58	-4.64	98.22	98.33	93
L_{Ma}	46.95	-56.34	43.46	71.15	142
C_{Ma}	54.62	-26.2	-28.68	38.85	228
V_{Ma}	20.01	45.2	-52.87	69.56	311
M_{Ma}	40.88	70.68	-29.99	76.78	337
N_{Ma}	15.0	0.0	0.0	0.0	0
W_{Ma}	90.0	0.0	0.0	0.0	0
R_{CIE}	39.92	58.74	27.99	65.07	25
J_{CIE}	81.26	-2.89	71.56	71.62	92
G_{CIE}	52.23	-42.42	13.6	44.55	162
B_{CIE}	30.57	1.41	-46.47	46.49	272

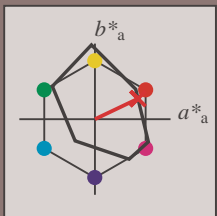


See for similar files: <http://www.ps.bam.de/Ee37/>; www.ps.bam.de/Ee.HTM
 Technical information: <http://www.ps.bam.de> Version 2.1, io=1,1, CIELAB, ColSpX=0

BAM registration: 20081001-Ee37/10L/L37E00FP.PS/ .PDF BAM material: code=rhadata
 application for evaluation and measurement of printer or monitor systems

Input and output: Colorimetric Printer Reflective System FRS15_90a for relative CIELAB hue $h^* = lab^*h^* = h_{ab}/360 = 0.071$
 data for any colour:
 lab^*tch^* and lab^*icu^*

Hue texts:
 $u^*_e = r00j$ $u^*_d = m81o$
 contrast reduction factor:
 $c_R = 0.9$
 triangle lightness t^*



FRS15_90a; adapted (a) CIELAB data

	u^*_e	$L^*=L^*_a$	a^*_a	b^*_a	$C^*_{ab,a}$	$h^*_{ab,a}$
O _{Ma}	38.8	53.92	39.68	66.95	36	
Y _{Ma}	82.58	-4.64	98.22	98.33	93	
L _{Ma}	46.95	-56.34	43.46	71.15	142	
C _{Ma}	54.62	-26.2	-28.68	38.85	228	
V _{Ma}	20.01	45.2	-52.87	69.56	311	
M _{Ma}	40.88	70.68	-29.99	76.78	337	
N _{Ma}	15.0	0.0	0.0	0.0	0	
W _{Ma}	90.0	0.0	0.0	0.0	0	
R _{Ma}	39.92	58.74	27.99	65.07	25	
J _{Ma}	81.26	-2.89	71.56	71.62	92	
G _{Ma}	52.23	-42.42	13.6	44.55	162	
B _{Ma}	30.57	1.41	-46.47	46.49	272	

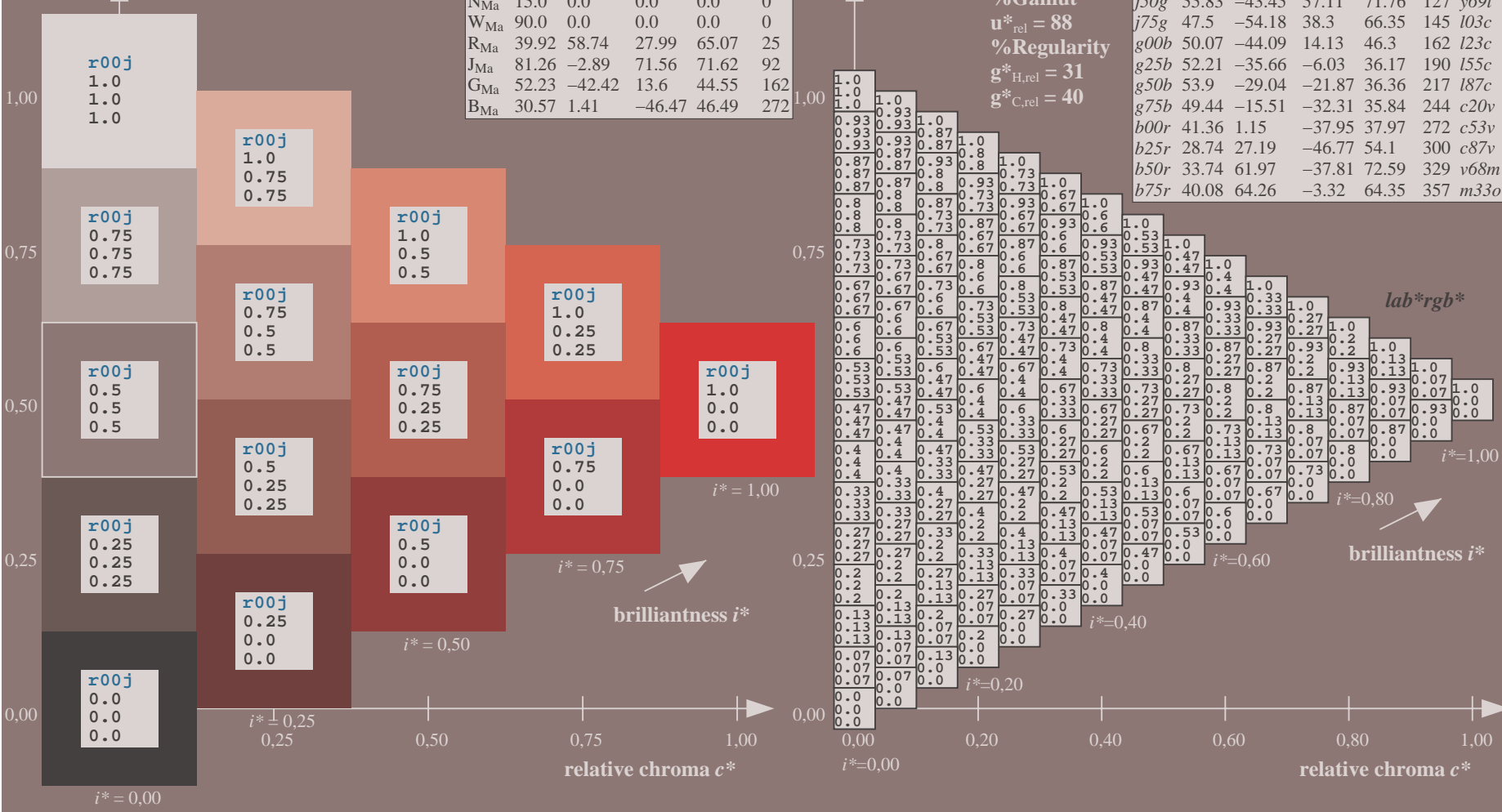
Data for maximum colour (Ma):

$LAB^*LAB^*_{Ma}$: 39 57 27
 $LAB^*LCH^*_{Ma}$: 39 63 25
 $lab^*rgb^*_{Ma}$: 1.0 0.0 0.0
 $lab^*olv^*_{Ma}$: 1.0 0.0 0.18
 triangle lightness t^*

%Gamut
 $u^*_{rel} = 88$
 %Regularity
 $g^*_{H,rel} = 31$
 $g^*_{C,rel} = 40$

FRS15_90a; adapted (a) CIELAB data

	u^*_e	$L^*=L^*_a$	a^*_a	b^*_a	$C^*_{ab,a}$	$h^*_{ab,a}$	u^*_d
r00j	39.18	56.94	27.13	63.07	25		m81o
r25j	42.41	49.1	44.5	66.26	42		o10y
r50j	52.78	35.22	58.37	68.17	59		o40y
r75j	64.82	19.12	74.47	76.89	76		o69y
j00g	82.06	-3.94	97.52	97.6	92		o98y
j25g	67.26	-26.87	74.67	79.36	110		y34l
j50g	55.83	-43.45	57.11	71.76	127		y69l
j75g	47.5	-54.18	38.3	66.35	145		l03c
g00b	50.07	-44.09	14.13	46.3	162		l23c
g25b	52.21	-35.66	-6.03	36.17	190		l55c
g50b	53.9	-29.04	-21.87	36.36	217		l87c
g75b	49.44	-15.51	-32.31	35.84	244		c20v
b00r	41.36	1.15	-37.95	37.97	272		c53v
b25r	28.74	27.19	-46.77	54.1	300		c87v
b50r	33.74	61.97	-37.81	72.59	329		v68m
b75r	40.08	64.26	-3.32	64.35	357		m33o

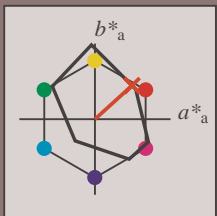


See for similar files: <http://www.ps.bam.de/Ee37/>; www.ps.bam.de/Ee37/
 Technical information: <http://www.ps.bam.de> Version 2.1, io=1,1, CIELAB, ColSpX=0

BAM registration: 20081001-Ee37/10L/L37E00FP.PS/.PDF BAM material: code=rh4ta
 application for evaluation and measurement of printer or monitor systems

Input and output: Colorimetric Printer Reflective System FRS15_90a for relative CIELAB hue $h^* = lab^*h^* = h_{ab}/360 = 0.117$
 data for any colour:

lab^*tch^* and lab^*icu^*
 Hue texts:
 $u^*_e = r25j$ $u^*_d = o10y$
 contrast reduction factor:
 $c_R = 0.9$
 triangle lightness t^*



FRS15_90a; adapted (a) CIELAB data

	u^*_e	$L^*=L^*_a$	a^*_a	b^*_a	$C^*_{ab,a}$	$h^*_{ab,a}$
O _{Ma}	38.8	53.92	39.68	66.95	36	
Y _{Ma}	82.58	-4.64	98.22	98.33	93	
L _{Ma}	46.95	-56.34	43.46	71.15	142	
C _{Ma}	54.62	-26.2	-28.68	38.85	228	
V _{Ma}	20.01	45.2	-52.87	69.56	311	
M _{Ma}	40.88	70.68	-29.99	76.78	337	
N _{Ma}	15.0	0.0	0.0	0.0	0	
W _{Ma}	90.0	0.0	0.0	0.0	0	
R _{Ma}	39.92	58.74	27.99	65.07	25	
J _{Ma}	81.26	-2.89	71.56	71.62	92	
G _{Ma}	52.23	-42.42	13.6	44.55	162	
B _{Ma}	30.57	1.41	-46.47	46.49	272	

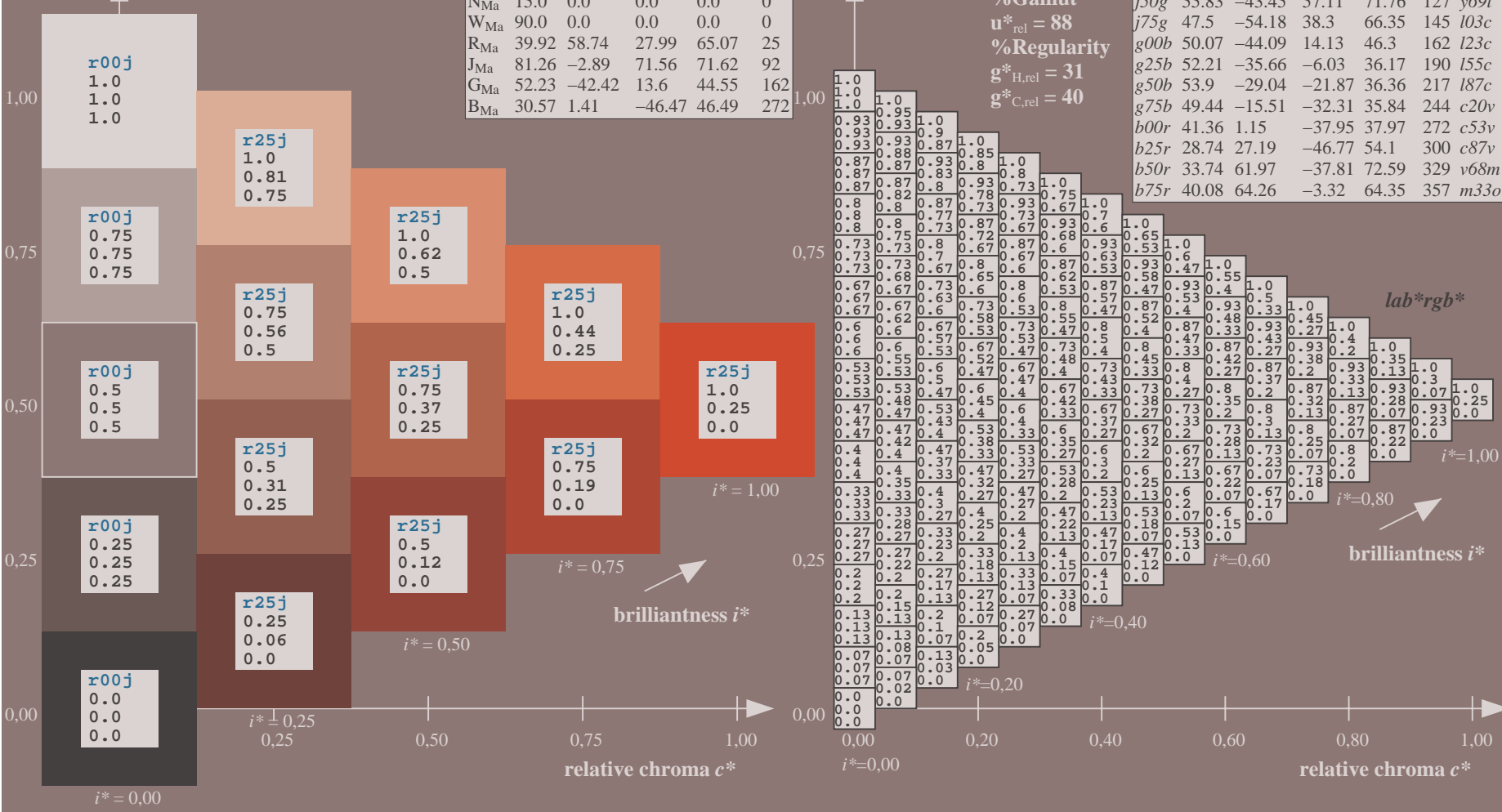
Data for maximum colour (Ma):

$LAB^*LAB^*_{Ma}$: 42 49 44
 $LAB^*LCH^*_{Ma}$: 42 66 42
 $lab^*rgb^*_{Ma}$: 1.0 0.25 0.0
 $lab^*olv^*_{Ma}$: 1.0 0.1 0.0
 triangle lightness t^*

%Gamut
 $u^*_{rel} = 88$
 %Regularity
 $g^*_{H,rel} = 31$
 $g^*_{C,rel} = 40$

FRS15_90a; adapted (a) CIELAB data

	u^*_e	$L^*=L^*_a$	a^*_a	b^*_a	$C^*_{ab,a}$	$h^*_{ab,a}$	u^*_d
r00j	39.18	56.94	27.13	63.07	25	m81o	
r25j	42.41	49.1	44.5	66.26	42	o10y	
r50j	52.78	35.22	58.37	68.17	59	o40y	
r75j	64.82	19.12	74.47	76.89	76	o69y	
j00g	82.06	-3.94	97.52	97.6	92	o98y	
j25g	67.26	-26.87	74.67	79.36	110	y34l	
j50g	55.83	-43.45	57.11	71.76	127	y69l	
j75g	47.5	-54.18	38.3	66.35	145	l03c	
g00b	50.07	-44.09	14.13	46.3	162	l23c	
g25b	52.21	-35.66	-6.03	36.17	190	l55c	
g50b	53.9	-29.04	-21.87	36.36	217	l87c	
g75b	49.44	-15.51	-32.31	35.84	244	c20v	
b00r	41.36	1.15	-37.95	37.97	272	c53v	
b25r	28.74	27.19	-46.77	54.1	300	c87v	
b50r	33.74	61.97	-37.81	72.59	329	v68m	
b75r	40.08	64.26	-3.32	64.35	357	m33o	

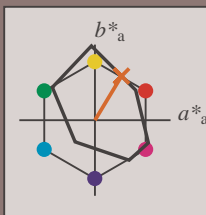


See for similar files: <http://www.ps.bam.de/Ee37/>; www.ps.bam.de/Ee37/
 Technical information: <http://www.ps.bam.de> Version 2.1, io=1,1, CIELAB, ColSpX=0

BAM registration: 20081001-Ee37/10L/L37E00FP.PS/ .PDF BAM material: code=rh4ta
 application for evaluation and measurement of printer or monitor systems

Input and output: Colorimetric Printer Reflective System FRS15_90a for relative CIELAB hue $h^* = lab^*h^* = h_{ab}/360 = 0.164$
 data for any colour:
 lab^*tch^* and lab^*icu^*

Hue texts:
 $u^*_e = r50j$ $u^*_d = o40y$
 contrast reduction factor:
 $c_R = 0.9$
 triangle lightness t^*



FRS15_90a; adapted (a) CIELAB data

	u^*_e	$L^*=L^*_a$	a^*_a	b^*_a	$C^*_{ab,a}$	$h^*_{ab,a}$
O _{Ma}	38.8	53.92	39.68	66.95	36	
Y _{Ma}	82.58	-4.64	98.22	98.33	93	
L _{Ma}	46.95	-56.34	43.46	71.15	142	
C _{Ma}	54.62	-26.2	-28.68	38.85	228	
V _{Ma}	20.01	45.2	-52.87	69.56	311	
M _{Ma}	40.88	70.68	-29.99	76.78	337	
N _{Ma}	15.0	0.0	0.0	0.0	0	
W _{Ma}	90.0	0.0	0.0	0.0	0	
R _{Ma}	39.92	58.74	27.99	65.07	25	
J _{Ma}	81.26	-2.89	71.56	71.62	92	
G _{Ma}	52.23	-42.42	13.6	44.55	162	
B _{Ma}	30.57	1.41	-46.47	46.49	272	

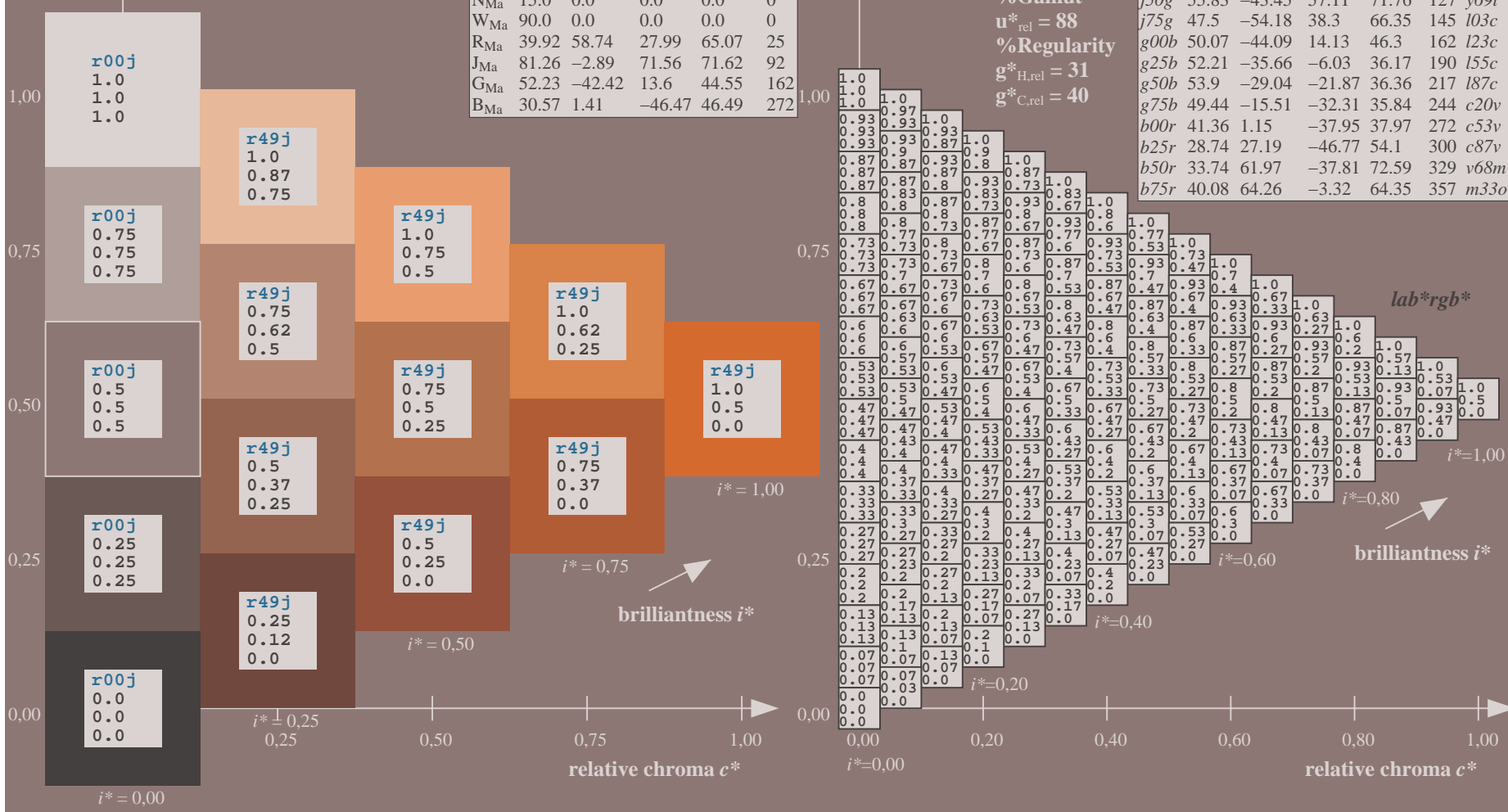
Data for maximum colour (Ma):

$LAB^*LAB^*_{Ma}$: 53 35 58
 $LAB^*LCH^*_{Ma}$: 53 68 58
 $lab^*rgb^*_{Ma}$: 1.0 0.5 0.0
 $lab^*olv^*_{Ma}$: 1.0 0.4 0.0
 triangle lightness t^*

%Gamut
 $u^*_{rel} = 88$
 %Regularity
 $g^*_{H,rel} = 31$
 $g^*_{C,rel} = 40$

FRS15_90a; adapted (a) CIELAB data

	u^*_e	$L^*=L^*_a$	a^*_a	b^*_a	$C^*_{ab,a}$	$h^*_{ab,a}$	u^*_d
r00j	39.18	56.94	27.13	63.07	25	m81o	
r25j	42.41	49.1	44.5	66.26	42	o10y	
r50j	52.78	35.22	58.37	68.17	59	o40y	
r75j	64.82	19.12	74.47	76.89	76	o69y	
j00g	82.06	-3.94	97.52	97.6	92	o98y	
j25g	67.26	-26.87	74.67	79.36	110	y34l	
j50g	55.83	-43.45	57.11	71.76	127	y69l	
j75g	47.5	-54.18	38.3	66.35	145	l03c	
g00b	50.07	-44.09	14.13	46.3	162	l23c	
g25b	52.21	-35.66	-6.03	36.17	190	l55c	
g50b	53.9	-29.04	-21.87	36.36	217	l87c	
g75b	49.44	-15.51	-32.31	35.84	244	c20v	
b00r	41.36	1.15	-37.95	37.97	272	c53v	
b25r	28.74	27.19	-46.77	54.1	300	c87v	
b50r	33.74	61.97	-37.81	72.59	329	v68m	
b75r	40.08	64.26	-3.32	64.35	357	m33o	



See for similar files: <http://www.ps.bam.de/Ee37/>; www.ps.bam.de/Ee37/
 Technical information: <http://www.ps.bam.de> Version 2.1, io=1,1, CIELAB, ColSpX=0

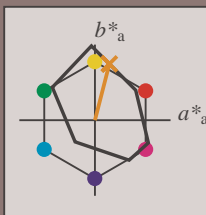
BAM registration: 20081001-Ee37/10L/L37E00FP.PS/ .PDF BAM material: code=rhadata
 application for evaluation and measurement of printer or monitor systems

Input and output: Colorimetric Printer Reflective System FRS15_90a for relative CIELAB hue $h^* = lab^*h^* = h_{ab}/360 = 0.21$

data for any colour:
 lab^*tch^* and lab^*icu^*

Hue texts:

$u^*_e = r75j$ $u^*_d = o69y$
 contrast reduction factor:
 $c_R = 0.9$
 triangle lightness t^*



FRS15_90a; adapted (a) CIELAB data

	u^*_e	$L^*=L^*_a$	a^*_a	b^*_a	$C^*_{ab,a}$	$h^*_{ab,a}$
O _{Ma}	38.8	53.92	39.68	66.95	36	
Y _{Ma}	82.58	-4.64	98.22	98.33	93	
L _{Ma}	46.95	-56.34	43.46	71.15	142	
C _{Ma}	54.62	-26.2	-28.68	38.85	228	
V _{Ma}	20.01	45.2	-52.87	69.56	311	
M _{Ma}	40.88	70.68	-29.99	76.78	337	
N _{Ma}	15.0	0.0	0.0	0.0	0	
W _{Ma}	90.0	0.0	0.0	0.0	0	
R _{Ma}	39.92	58.74	27.99	65.07	25	
J _{Ma}	81.26	-2.89	71.56	71.62	92	
G _{Ma}	52.23	-42.42	13.6	44.55	162	
B _{Ma}	30.57	1.41	-46.47	46.49	272	

Data for maximum colour (Ma):

$LAB^*LAB^*_{Ma}$: 65 19 74

$LAB^*LCH^*_{Ma}$: 65 77 75

$lab^*rgb^*_{Ma}$: 1.0 0.75 0.0

$lab^*olv^*_{Ma}$: 1.0 0.7 0.0

triangle lightness t^*

%Gamut

$u^*_{rel} = 88$

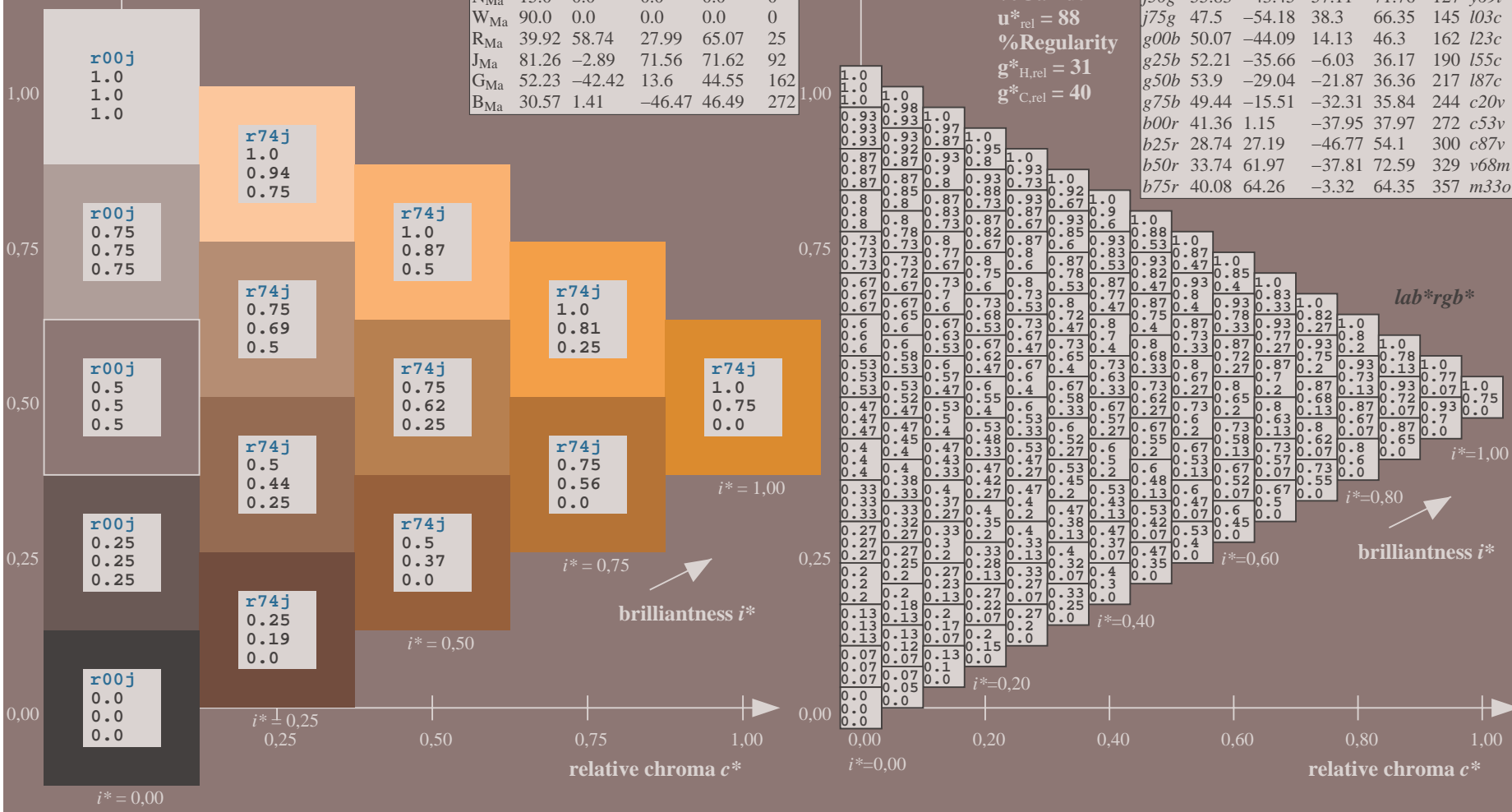
%Regularity

$g^*_{H,rel} = 31$

$g^*_{C,rel} = 40$

FRS15_90a; adapted (a) CIELAB data

	u^*_e	$L^*=L^*_a$	a^*_a	b^*_a	$C^*_{ab,a}$	$h^*_{ab,a}$	u^*_d
r00j	39.18	56.94	27.13	63.07	25	m81o	
r25j	42.41	49.1	44.5	66.26	42	o10y	
r50j	52.78	35.22	58.37	68.17	59	o40y	
r75j	64.82	19.12	74.47	76.89	76	o69y	
j00g	82.06	-3.94	97.52	97.6	92	o98y	
j25g	67.26	-26.87	74.67	79.36	110	y34l	
j50g	55.83	-43.45	57.11	71.76	127	y69l	
j75g	47.5	-54.18	38.3	66.35	145	l03c	
g00b	50.07	-44.09	14.13	46.3	162	l23c	
g25b	52.21	-35.66	-6.03	36.17	190	l55c	
g50b	53.9	-29.04	-21.87	36.36	217	l87c	
g75b	49.44	-15.51	-32.31	35.84	244	c20v	
b00r	41.36	1.15	-37.95	37.97	272	c53v	
b25r	28.74	27.19	-46.77	54.1	300	c87v	
b50r	33.74	61.97	-37.81	72.59	329	v68m	
b75r	40.08	64.26	-3.32	64.35	357	m33o	

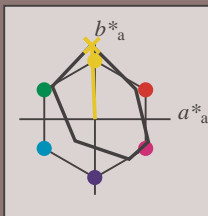


See for similar files: <http://www.ps.bam.de/Ee37/>; www.ps.bam.de/Ee37/
 Technical information: <http://www.ps.bam.de> Version 2.1, io=1,1, CIELAB, ColSpX=0

BAM registration: 20081001-Ee37/10L/L37E00FP.PS/.PDF BAM material: code=rhadata
 application for evaluation and measurement of printer or monitor systems

Input and output: Colorimetric Printer Reflective System FRS15_90a for relative CIELAB hue $h^* = lab^*h^* = h_{ab}/360 = 0.256$
 data for any colour:
 lab^*tch^* and lab^*icu^*

Hue texts:
 $u^*_e = j00g$ $u^*_d = o98y$
 contrast reduction factor:
 $c_R = 0.9$
 triangle lightness t^*



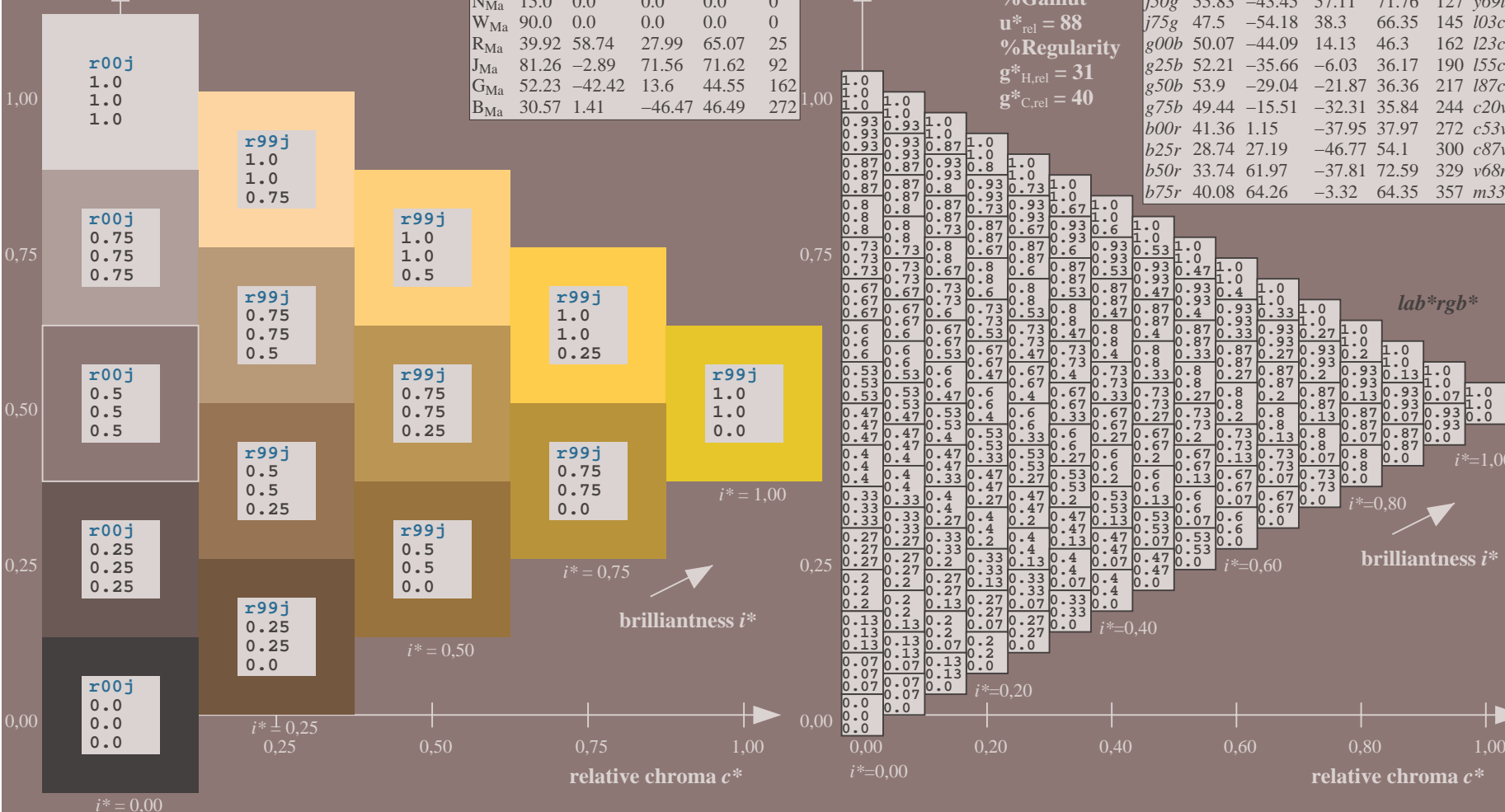
FRS15_90a; adapted (a) CIELAB data						
	u^*_e	$L^*=L^*_a$	a^*_a	b^*_a	$C^*_{ab,a}$	$h^*_{ab,a}$
O _{Ma}	38.8	53.92	39.68	66.95	36	
Y _{Ma}	82.58	-4.64	98.22	98.33	93	
L _{Ma}	46.95	-56.34	43.46	71.15	142	
C _{Ma}	54.62	-26.2	-28.68	38.85	228	
V _{Ma}	20.01	45.2	-52.87	69.56	311	
M _{Ma}	40.88	70.68	-29.99	76.78	337	
N _{Ma}	15.0	0.0	0.0	0.0	0	
W _{Ma}	90.0	0.0	0.0	0.0	0	
R _{Ma}	39.92	58.74	27.99	65.07	25	
J _{Ma}	81.26	-2.89	71.56	71.62	92	
G _{Ma}	52.23	-42.42	13.6	44.55	162	
B _{Ma}	30.57	1.41	-46.47	46.49	272	

Data for maximum colour (Ma):

$LAB^*LAB^*_{Ma}$: 82 -4 98
 $LAB^*LCH^*_{Ma}$: 82 98 92
 $lab^*rgb^*_{Ma}$: 1.0 1.0 0.0
 $lab^*olv^*_{Ma}$: 1.0 0.99 0.0
 triangle lightness t^*

%Gamut
 $u^*_{rel} = 88$
 %Regularity
 $g^*_{H,rel} = 31$
 $g^*_{C,rel} = 40$

FRS15_90a; adapted (a) CIELAB data							
	u^*_e	$L^*=L^*_a$	a^*_a	b^*_a	$C^*_{ab,a}$	$h^*_{ab,a}$	u^*_d
r00j	39.18	56.94	27.13	63.07	25	m81o	
r25j	42.41	49.1	44.5	66.26	42	o10y	
r50j	52.78	35.22	58.37	68.17	59	o40y	
r75j	64.82	19.12	74.47	76.89	76	o69y	
j00g	82.06	-3.94	97.52	97.6	92	o98y	
j25g	67.26	-26.87	74.67	79.36	110	y34l	
j50g	55.83	-43.45	57.11	71.76	127	y69l	
j75g	47.5	-54.18	38.3	66.35	145	l03c	
g00b	50.07	-44.09	14.13	46.3	162	l23c	
g25b	52.21	-35.66	-6.03	36.17	190	l55c	
g50b	53.9	-29.04	-21.87	36.36	217	l87c	
g75b	49.44	-15.51	-32.31	35.84	244	c20v	
b00r	41.36	1.15	-37.95	37.97	272	c53v	
b25r	28.74	27.19	-46.77	54.1	300	c87v	
b50r	33.74	61.97	-37.81	72.59	329	v68m	
b75r	40.08	64.26	-3.32	64.35	357	m33o	

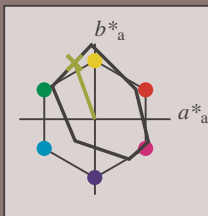


See for similar files: <http://www.ps.bam.de/Ee37/>; www.ps.bam.de/Ee37/
 Technical information: <http://www.ps.bam.de> Version 2.1, io=1,1, CIELAB, ColSpX=0

BAM registration: 20081001-Ee37/10L/L37E00FP.PS/ .PDF BAM material: code=rh4ta
 application for evaluation and measurement of printer or monitor systems

Input and output: Colorimetric Printer Reflective System FRS15_90a for relative CIELAB hue $h^* = lab^*h^* = h_{ab}/360 = 0.305$
 data for any colour:
 lab^*tch^* and lab^*icu^*

Hue texts:
 $u^*_e = j25g$ $u^*_d = y34l$
 contrast reduction factor:
 $c_R = 0.9$
 triangle lightness t^*



FRS15_90a; adapted (a) CIELAB data

	u^*_e	$L^*=L^*_a$	a^*_a	b^*_a	$C^*_{ab,a}$	$h^*_{ab,a}$
O _{Ma}	38.8	53.92	39.68	66.95	36	
Y _{Ma}	82.58	-4.64	98.22	98.33	93	
L _{Ma}	46.95	-56.34	43.46	71.15	142	
C _{Ma}	54.62	-26.2	-28.68	38.85	228	
V _{Ma}	20.01	45.2	-52.87	69.56	311	
M _{Ma}	40.88	70.68	-29.99	76.78	337	
N _{Ma}	15.0	0.0	0.0	0.0	0	
W _{Ma}	90.0	0.0	0.0	0.0	0	
R _{Ma}	39.92	58.74	27.99	65.07	25	
J _{Ma}	81.26	-2.89	71.56	71.62	92	
G _{Ma}	52.23	-42.42	13.6	44.55	162	
B _{Ma}	30.57	1.41	-46.47	46.49	272	

Data for maximum colour (Ma):

$LAB^*LAB^*_{Ma}$: 67 -27 75

$LAB^*LCH^*_{Ma}$: 67 79 109

$lab^*rgb^*_{Ma}$: 0.75 1.0 0.0

$lab^*olv^*_{Ma}$: 0.66 1.0 0.0

triangle lightness t^*

%Gamut

$u^*_{rel} = 88$

%Regularity

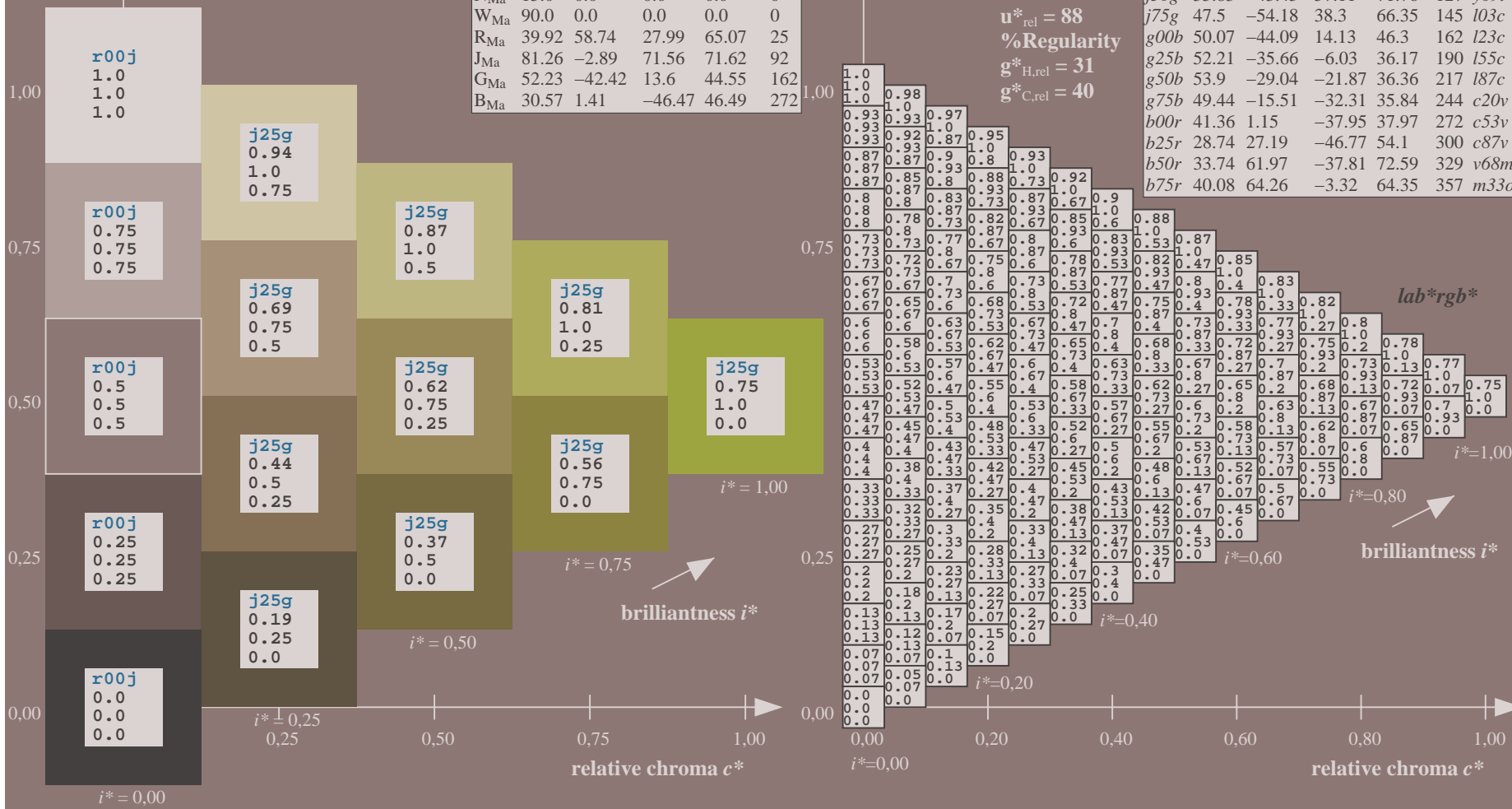
$g^*_{H,rel} = 31$

$g^*_{C,rel} = 40$

$u^*_e = j25g$
 lab^*rgb^*

FRS15_90a; adapted (a) CIELAB data

	u^*_e	$L^*=L^*_a$	a^*_a	b^*_a	$C^*_{ab,a}$	$h^*_{ab,a}$	u^*_d
r00j	39.18	56.94	27.13	63.07	25	m81o	
r25j	42.41	49.1	44.5	66.26	42	o10y	
r50j	52.78	35.22	58.37	68.17	59	o40y	
r75j	64.82	19.12	74.47	76.89	76	o69y	
j00g	82.06	-3.94	97.52	97.6	92	o98y	
j25g	67.26	-26.87	74.67	79.36	110	y34l	
j50g	55.83	-43.45	57.11	71.76	127	y69l	
j75g	47.5	-54.18	38.3	66.35	145	l03c	
g00b	50.07	-44.09	14.13	46.3	162	l23c	
g25b	52.21	-35.66	-6.03	36.17	190	l55c	
g50b	53.9	-29.04	-21.87	36.36	217	l87c	
g75b	49.44	-15.51	-32.31	35.84	244	c20v	
b00r	41.36	1.15	-37.95	37.97	272	c53v	
b25r	28.74	27.19	-46.77	54.1	300	c87v	
b50r	33.74	61.97	-37.81	72.59	329	v68m	
b75r	40.08	64.26	-3.32	64.35	357	m33o	

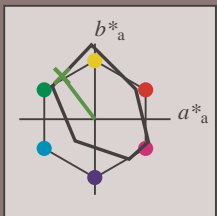


See for similar files: <http://www.ps.bam.de/Ee37/>; www.ps.bam.de/Ee37/
 Technical information: <http://www.ps.bam.de> Version 2.1, io=1,1, CIELAB, ColSpX=0

BAM registration: 20081001-Ee37/10L/L37E00FP.PS/ .PDF BAM material: code=rhadata
 application for evaluation and measurement of printer or monitor systems

Input and output: Colorimetric Printer Reflective System FRS15_90a for relative CIELAB hue $h^* = lab^*h^* = h_{ab}/360 = 0.354$
 data for any colour:

lab^*tch^* and lab^*icu^*
 Hue texts:
 $u^*_e = j50g$ $u^*_d = y69l$
 contrast reduction factor:
 $c_R = 0.9$
 triangle lightness t^*



FRS15_90a; adapted (a) CIELAB data

	u^*_e	$L^*=L^*_a$	a^*_a	b^*_a	$C^*_{ab,a}$	$h^*_{ab,a}$
O _{Ma}	38.8	53.92	39.68	66.95	36	
Y _{Ma}	82.58	-4.64	98.22	98.33	93	
L _{Ma}	46.95	-56.34	43.46	71.15	142	
C _{Ma}	54.62	-26.2	-28.68	38.85	228	
V _{Ma}	20.01	45.2	-52.87	69.56	311	
M _{Ma}	40.88	70.68	-29.99	76.78	337	
N _{Ma}	15.0	0.0	0.0	0.0	0	
W _{Ma}	90.0	0.0	0.0	0.0	0	
R _{Ma}	39.92	58.74	27.99	65.07	25	
J _{Ma}	81.26	-2.89	71.56	71.62	92	
G _{Ma}	52.23	-42.42	13.6	44.55	162	
B _{Ma}	30.57	1.41	-46.47	46.49	272	

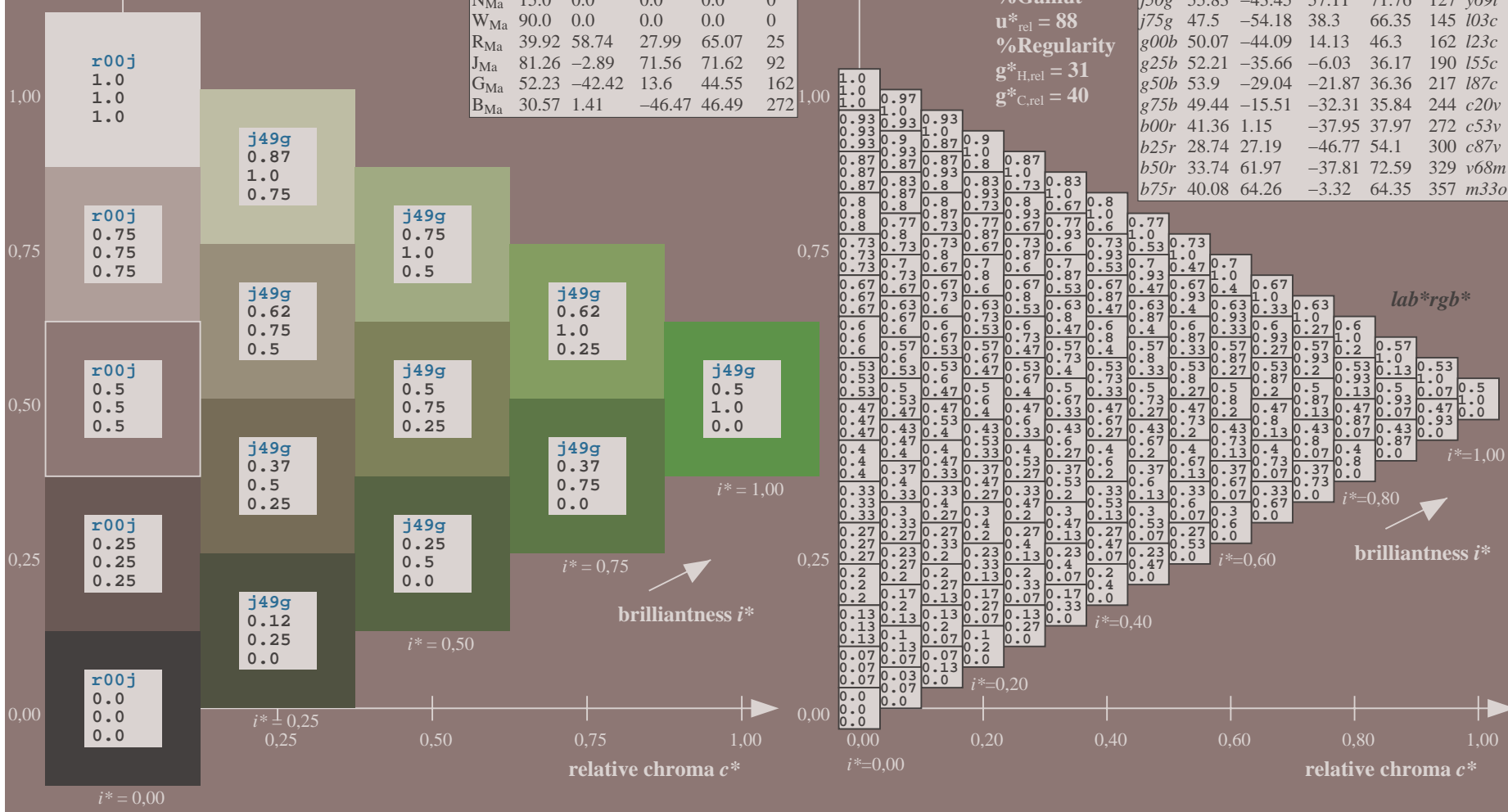
Data for maximum colour (Ma):

$LAB^*LAB^*_{Ma}$: 56 -43 57
 $LAB^*LCH^*_{Ma}$: 56 72 127
 $lab^*rgb^*_{Ma}$: 0.5 1.0 0.0
 $lab^*olv^*_{Ma}$: 0.3 1.0 0.0
 triangle lightness t^*

FRS15_90a; adapted (a) CIELAB data

	u^*_e	$L^*=L^*_a$	a^*_a	b^*_a	$C^*_{ab,a}$	$h^*_{ab,a}$	u^*_d
r00j	39.18	56.94	27.13	63.07	25	m81o	
r25j	42.41	49.1	44.5	66.26	42	o10y	
r50j	52.78	35.22	58.37	68.17	59	o40y	
r75j	64.82	19.12	74.47	76.89	76	o69y	
j00g	82.06	-3.94	97.52	97.6	92	o98y	
j25g	67.26	-26.87	74.67	79.36	110	y34l	
j50g	55.83	-43.45	57.11	71.76	127	y69l	
j75g	47.5	-54.18	38.3	66.35	145	l03c	
g00b	50.07	-44.09	14.13	46.3	162	l23c	
g25b	52.21	-35.66	-6.03	36.17	190	l55c	
g50b	53.9	-29.04	-21.87	36.36	217	l87c	
g75b	49.44	-15.51	-32.31	35.84	244	c20v	
b00r	41.36	1.15	-37.95	37.97	272	c53v	
b25r	28.74	27.19	-46.77	54.1	300	c87v	
b50r	33.74	61.97	-37.81	72.59	329	v68m	
b75r	40.08	64.26	-3.32	64.35	357	m33o	

%Gamut
 $u^*_{rel} = 88$
 %Regularity
 $g^*_{H,rel} = 31$
 $g^*_{C,rel} = 40$



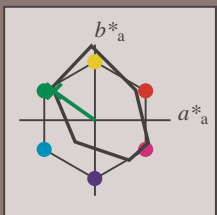
See for similar files: <http://www.ps.bam.de/Ee37/>; www.ps.bam.de/Ee37/
 Technical information: <http://www.ps.bam.de> Version 2.1, io=1,1, CIELAB, ColSpX=0

BAM registration: 20081001-Ee37/10L/L37E00FP.PS/ .PDF BAM material: code=rh4ta
 application for evaluation and measurement of printer or monitor systems

Input and output: Colorimetric Printer Reflective System FRS15_90a for relative CIELAB hue $h^* = lab^*h^* = h_{ab}/360 = 0.402$

data for any colour:
 lab^*tch^* and lab^*icu^*

Hue texts:
 $u^*_e = j75g$ $u^*_d = i03c$
 contrast reduction factor:
 $c_R = 0.9$
 triangle lightness t^*



FRS15_90a; adapted (a) CIELAB data

	u^*_e	$L^*=L^*_a$	a^*_a	b^*_a	$C^*_{ab,a}$	$h^*_{ab,a}$
O _{Ma}	38.8	53.92	39.68	66.95	36	
Y _{Ma}	82.58	-4.64	98.22	98.33	93	
L _{Ma}	46.95	-56.34	43.46	71.15	142	
C _{Ma}	54.62	-26.2	-28.68	38.85	228	
V _{Ma}	20.01	45.2	-52.87	69.56	311	
M _{Ma}	40.88	70.68	-29.99	76.78	337	
N _{Ma}	15.0	0.0	0.0	0.0	0	
W _{Ma}	90.0	0.0	0.0	0.0	0	
R _{Ma}	39.92	58.74	27.99	65.07	25	
J _{Ma}	81.26	-2.89	71.56	71.62	92	
G _{Ma}	52.23	-42.42	13.6	44.55	162	
B _{Ma}	30.57	1.41	-46.47	46.49	272	

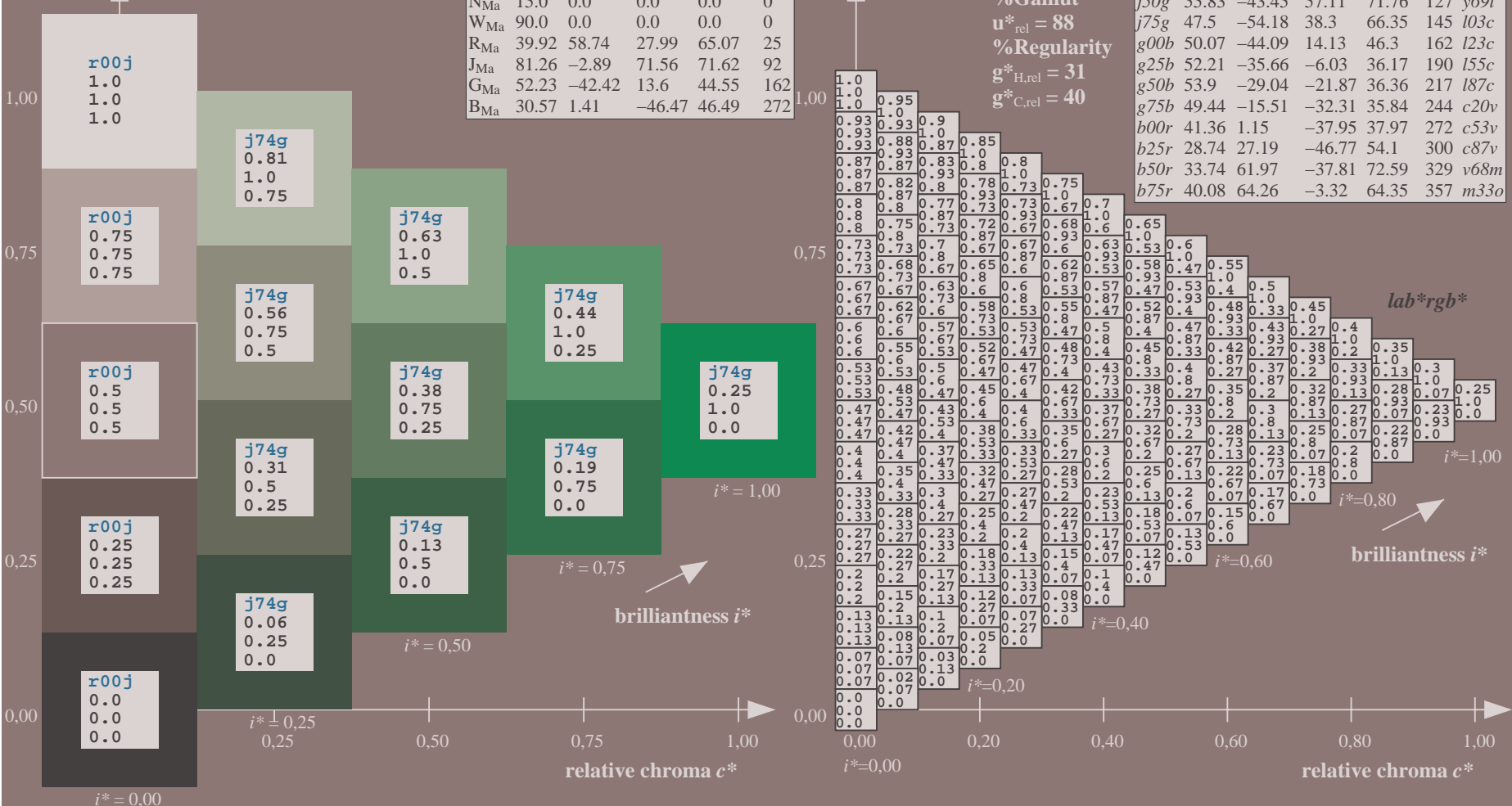
Data for maximum colour (Ma):

$LAB^*LAB^*_{Ma}$: 48 -54 38
 $LAB^*LCH^*_{Ma}$: 48 66 144
 $lab^*rgb^*_{Ma}$: 0.25 1.0 0.0
 $lab^*olv^*_{Ma}$: 0.0 1.0 0.03
 triangle lightness t^*

%Gamut
 $u^*_{rel} = 88$
 %Regularity
 $g^*_{H,rel} = 31$
 $g^*_{C,rel} = 40$

FRS15_90a; adapted (a) CIELAB data

	u^*_e	$L^*=L^*_a$	a^*_a	b^*_a	$C^*_{ab,a}$	$h^*_{ab,a}$	u^*_d
r00j	39.18	56.94	27.13	63.07	25	m81o	
r25j	42.41	49.1	44.5	66.26	42	o10y	
r50j	52.78	35.22	58.37	68.17	59	o40y	
r75j	64.82	19.12	74.47	76.89	76	o69y	
j00g	82.06	-3.94	97.52	97.6	92	o98y	
j25g	67.26	-26.87	74.67	79.36	110	y34l	
j50g	55.83	-43.45	57.11	71.76	127	y69l	
j75g	47.5	-54.18	38.3	66.35	145	i03c	
g00b	50.07	-44.09	14.13	46.3	162	i23c	
g25b	52.21	-35.66	-6.03	36.17	190	i55c	
g50b	53.9	-29.04	-21.87	36.36	217	i87c	
g75b	49.44	-15.51	-32.31	35.84	244	c20v	
b00r	41.36	1.15	-37.95	37.97	272	c53v	
b25r	28.74	27.19	-46.77	54.1	300	c87v	
b50r	33.74	61.97	-37.81	72.59	329	v68m	
b75r	40.08	64.26	-3.32	64.35	357	m33o	



See for similar files: <http://www.ps.bam.de/Ee37/>; www.ps.bam.de/Ee37/
 Technical information: <http://www.ps.bam.de> Version 2.1, io=1,1, CIELAB, ColSpX=0

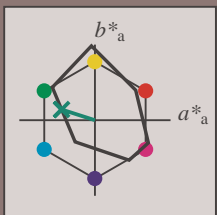
BAM registration: 20081001-Ee37/10L/L37E00FP.PS/.PDF BAM material: code=rh4ta
 application for evaluation and measurement of printer or monitor systems

Input and output: Colorimetric Printer Reflective System FRS15_90a for relative CIELAB hue $h^* = lab^*h^* = h_{ab}/360 = 0.451$

data for any colour:
 lab^*tch^* and lab^*icu^*

Hue texts:

$u^*_e = g00b$ $u^*_d = l23c$
 contrast reduction factor:
 $c_R = 0.9$
 triangle lightness t^*



FRS15_90a; adapted (a) CIELAB data

	u^*_e	$L^*=L^*_a$	a^*_a	b^*_a	$C^*_{ab,a}$	$h^*_{ab,a}$
O _{Ma}	38.8	53.92	39.68	66.95	36	
Y _{Ma}	82.58	-4.64	98.22	98.33	93	
L _{Ma}	46.95	-56.34	43.46	71.15	142	
C _{Ma}	54.62	-26.2	-28.68	38.85	228	
V _{Ma}	20.01	45.2	-52.87	69.56	311	
M _{Ma}	40.88	70.68	-29.99	76.78	337	
N _{Ma}	15.0	0.0	0.0	0.0	0	
W _{Ma}	90.0	0.0	0.0	0.0	0	
R _{Ma}	39.92	58.74	27.99	65.07	25	
J _{Ma}	81.26	-2.89	71.56	71.62	92	
G _{Ma}	52.23	-42.42	13.6	44.55	162	
B _{Ma}	30.57	1.41	-46.47	46.49	272	

Data for maximum colour (Ma):

$LAB^*LAB^*_{Ma}$: 50 -44 14

$LAB^*LCH^*_{Ma}$: 50 46 162

$lab^*rgb^*_{Ma}$: 0.0 1.0 0.0

$lab^*olv^*_{Ma}$: 0.0 1.0 0.23

triangle lightness t^*

%Gamut

$u^*_{rel} = 88$

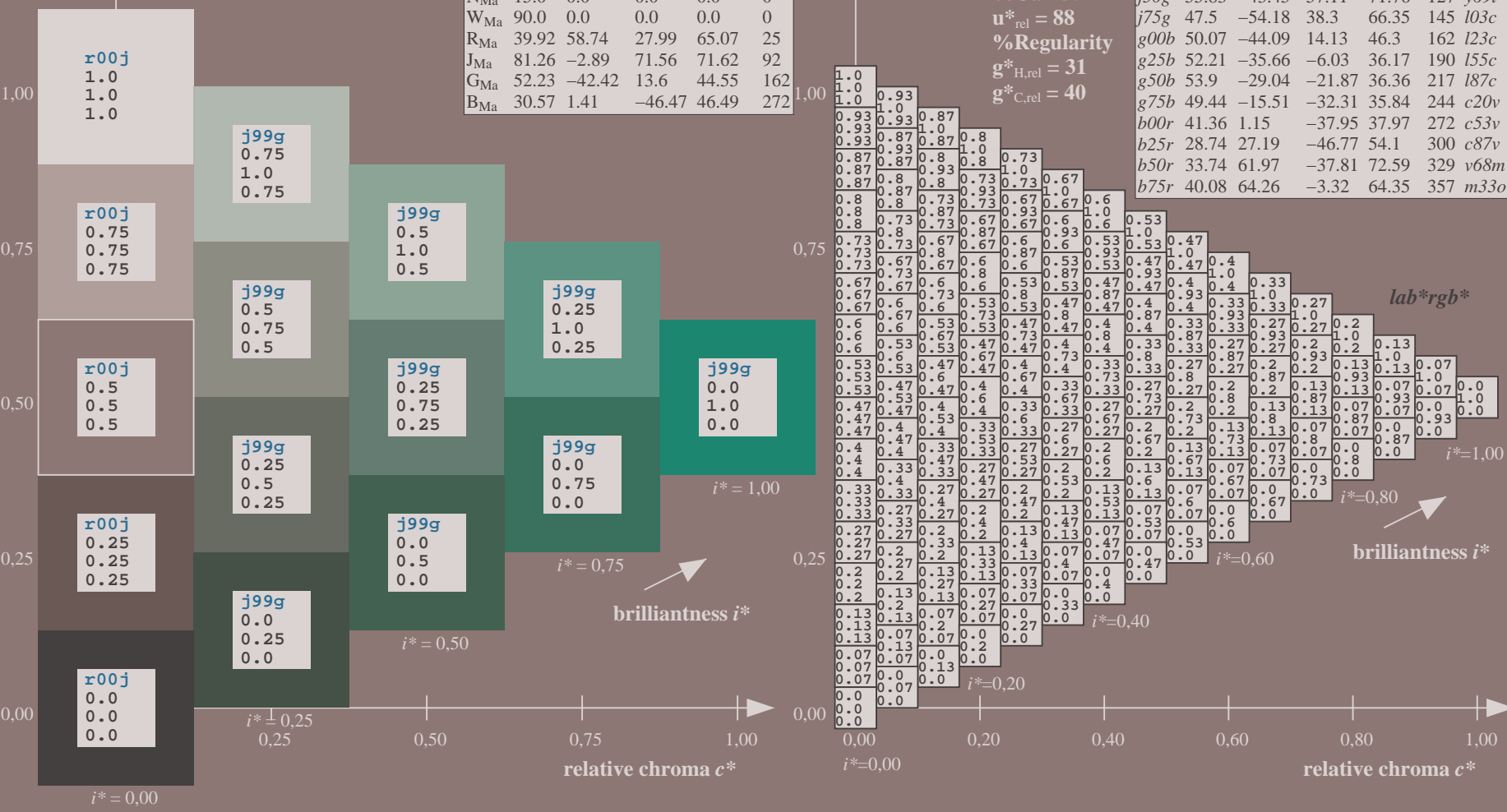
%Regularity

$g^*_{H,rel} = 31$

$g^*_{C,rel} = 40$

FRS15_90a; adapted (a) CIELAB data

	u^*_e	$L^*=L^*_a$	a^*_a	b^*_a	$C^*_{ab,a}$	$h^*_{ab,a}$	u^*_d
r00j	39.18	56.94	27.13	63.07	25	m81o	
r25j	42.41	49.1	44.5	66.26	42	o10y	
r50j	52.78	35.22	58.37	68.17	59	o40y	
r75j	64.82	19.12	74.47	76.89	76	o69y	
j00g	82.06	-3.94	97.52	97.6	92	o98y	
j25g	67.26	-26.87	74.67	79.36	110	y34l	
j50g	55.83	-43.45	57.11	71.76	127	y69l	
j75g	47.5	-54.18	38.3	66.35	145	l03c	
g00b	50.07	-44.09	14.13	46.3	162	l23c	
g25b	52.21	-35.66	-6.03	36.17	190	l55c	
g50b	53.9	-29.04	-21.87	36.36	217	l87c	
g75b	49.44	-15.51	-32.31	35.84	244	c20v	
b00r	41.36	1.15	-37.95	37.97	272	c53v	
b25r	28.74	27.19	-46.77	54.1	300	c87v	
b50r	33.74	61.97	-37.81	72.59	329	v68m	
b75r	40.08	64.26	-3.32	64.35	357	m33o	



See for similar files: <http://www.ps.bam.de/Ee37/>; www.ps.bam.de/Ee37/
 Technical information: <http://www.ps.bam.de> Version 2.1, io=1,1, CIELAB, ColSpX=0

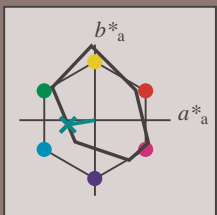
BAM registration: 20081001-Ee37/10L/L37E00FP.PS/.PDF BAM material: code=rh4ta
 application for evaluation and measurement of printer or monitor systems

Input and output: Colorimetric Printer Reflective System FRS15_90a for relative CIELAB hue $h^* = lab^*h^* = h_{ab}/360 = 0.527$

data for any colour:
 lab^*tch^* and lab^*icu^*

Hue texts:

$u^*_e = g25b$ $u^*_d = l55c$
 contrast reduction factor:
 $c_R = 0.9$
 triangle lightness t^*



FRS15_90a; adapted (a) CIELAB data

	u^*_e	$L^*=L^*_a$	a^*_a	b^*_a	$C^*_{ab,a}$	$h^*_{ab,a}$
O _{Ma}	38.8	53.92	39.68	66.95	36	
Y _{Ma}	82.58	-4.64	98.22	98.33	93	
L _{Ma}	46.95	-56.34	43.46	71.15	142	
C _{Ma}	54.62	-26.2	-28.68	38.85	228	
V _{Ma}	20.01	45.2	-52.87	69.56	311	
M _{Ma}	40.88	70.68	-29.99	76.78	337	
N _{Ma}	15.0	0.0	0.0	0.0	0	
W _{Ma}	90.0	0.0	0.0	0.0	0	
R _{Ma}	39.92	58.74	27.99	65.07	25	
J _{Ma}	81.26	-2.89	71.56	71.62	92	
G _{Ma}	52.23	-42.42	13.6	44.55	162	
B _{Ma}	30.57	1.41	-46.47	46.49	272	

Data for maximum colour (Ma):

$LAB^*LAB^*_{Ma}$: 52 -36 -6

$LAB^*LCH^*_{Ma}$: 52 36 189

$lab^*rgb^*_{Ma}$: 0.0 1.0 0.5

$lab^*olv^*_{Ma}$: 0.0 1.0 0.55

triangle lightness t^*

%Gamut

$u^*_{rel} = 88$

%Regularity

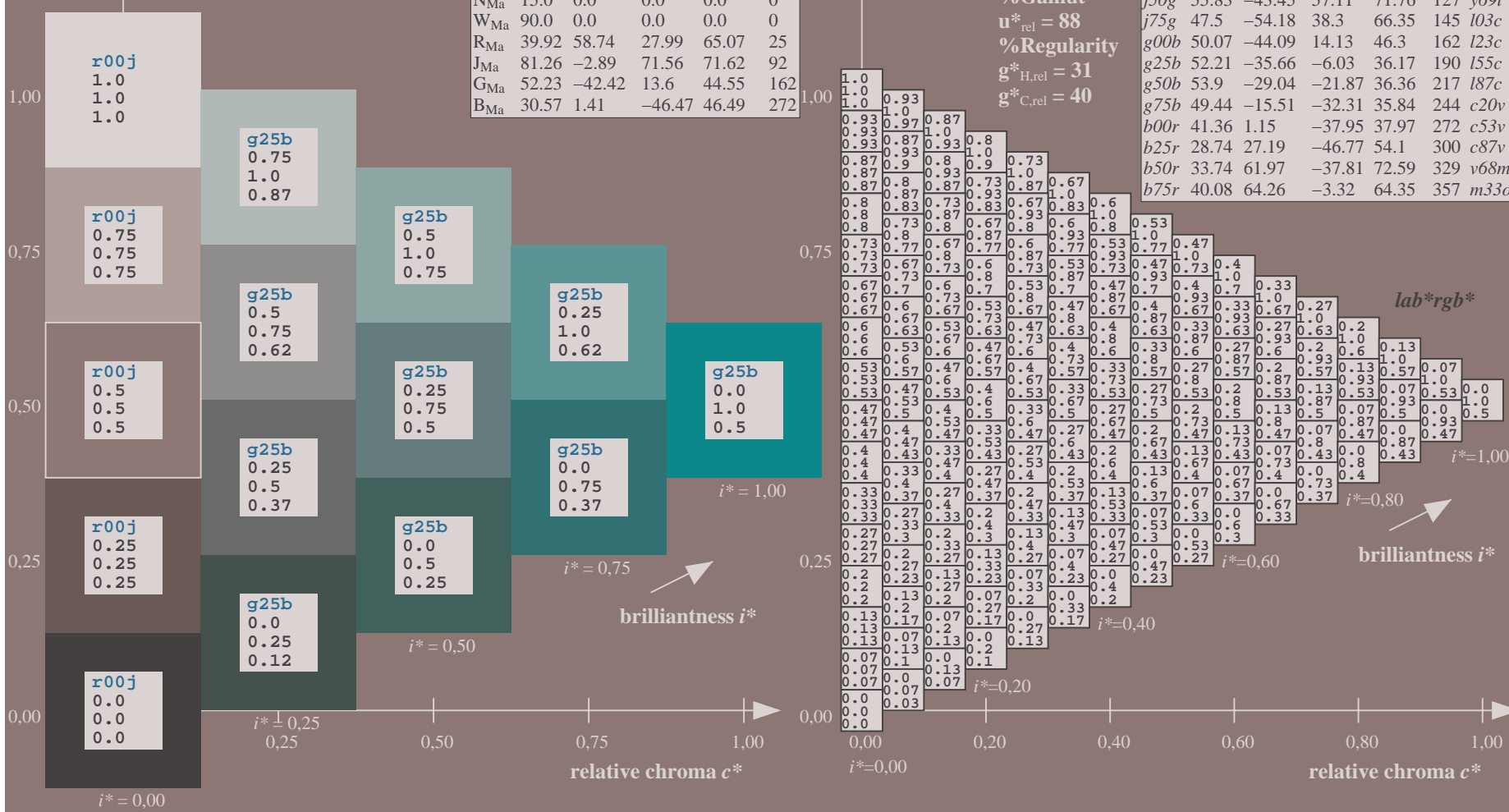
$g^*_{H,rel} = 31$

$g^*_{C,rel} = 40$

$u^*_e = g25b$
 lab^*rgb^*

FRS15_90a; adapted (a) CIELAB data

	u^*_e	$L^*=L^*_a$	a^*_a	b^*_a	$C^*_{ab,a}$	$h^*_{ab,a}$	u^*_d
r00j	39.18	56.94	27.13	63.07	25	m81o	
r25j	42.41	49.1	44.5	66.26	42	o10y	
r50j	52.78	35.22	58.37	68.17	59	o40y	
r75j	64.82	19.12	74.47	76.89	76	o69y	
j00g	82.06	-3.94	97.52	97.6	92	o98y	
j25g	67.26	-26.87	74.67	79.36	110	y34l	
j50g	55.83	-43.45	57.11	71.76	127	y69l	
j75g	47.5	-54.18	38.3	66.35	145	l03c	
g00b	50.07	-44.09	14.13	46.3	162	l23c	
g25b	52.21	-35.66	-6.03	36.17	190	l55c	
g50b	53.9	-29.04	-21.87	36.36	217	l87c	
g75b	49.44	-15.51	-32.31	35.84	244	c20v	
b00r	41.36	1.15	-37.95	37.97	272	c53v	
b25r	28.74	27.19	-46.77	54.1	300	c87v	
b50r	33.74	61.97	-37.81	72.59	329	v68m	
b75r	40.08	64.26	-3.32	64.35	357	m33o	



See for similar files: <http://www.ps.bam.de/Ee37/>; www.ps.bam.de/Ee37/
 Technical information: <http://www.ps.bam.de> Version 2.1, io=1,1, CIELAB, ColSpX=0

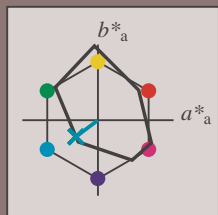
BAM registration: 20081001-Ee37/10L/L37E00FP.PS/ .PDF BAM material: code=rh4ta
 application for evaluation and measurement of printer or monitor systems

Input and output: Colorimetric Printer Reflective System FRS15_90a for relative CIELAB hue $h^* = lab^*h^* = h_{ab}/360 = 0.603$

data for any colour:
 lab^*tch^* and lab^*icu^*

Hue texts:

$u^*_e = g50b$ $u^*_d = l87c$
 contrast reduction factor:
 $c_R = 0.9$
 triangle lightness t^*



FRS15_90a; adapted (a) CIELAB data

	u^*_e	$L^*=L^*_a$	a^*_a	b^*_a	$C^*_{ab,a}$	$h^*_{ab,a}$
O _{Ma}	38.8	53.92	39.68	66.95	36	
Y _{Ma}	82.58	-4.64	98.22	98.33	93	
L _{Ma}	46.95	-56.34	43.46	71.15	142	
C _{Ma}	54.62	-26.2	-28.68	38.85	228	
V _{Ma}	20.01	45.2	-52.87	69.56	311	
M _{Ma}	40.88	70.68	-29.99	76.78	337	
N _{Ma}	15.0	0.0	0.0	0.0	0	
W _{Ma}	90.0	0.0	0.0	0.0	0	
R _{Ma}	39.92	58.74	27.99	65.07	25	
J _{Ma}	81.26	-2.89	71.56	71.62	92	
G _{Ma}	52.23	-42.42	13.6	44.55	162	
B _{Ma}	30.57	1.41	-46.47	46.49	272	

Data for maximum colour (Ma):

$LAB^*LAB^*_{Ma}$: 54 -29 -22
 $LAB^*LCH^*_{Ma}$: 54 36 216
 $lab^*rgb^*_{Ma}$: 0.0 1.0 1.0
 $lab^*olv^*_{Ma}$: 0.0 1.0 0.88

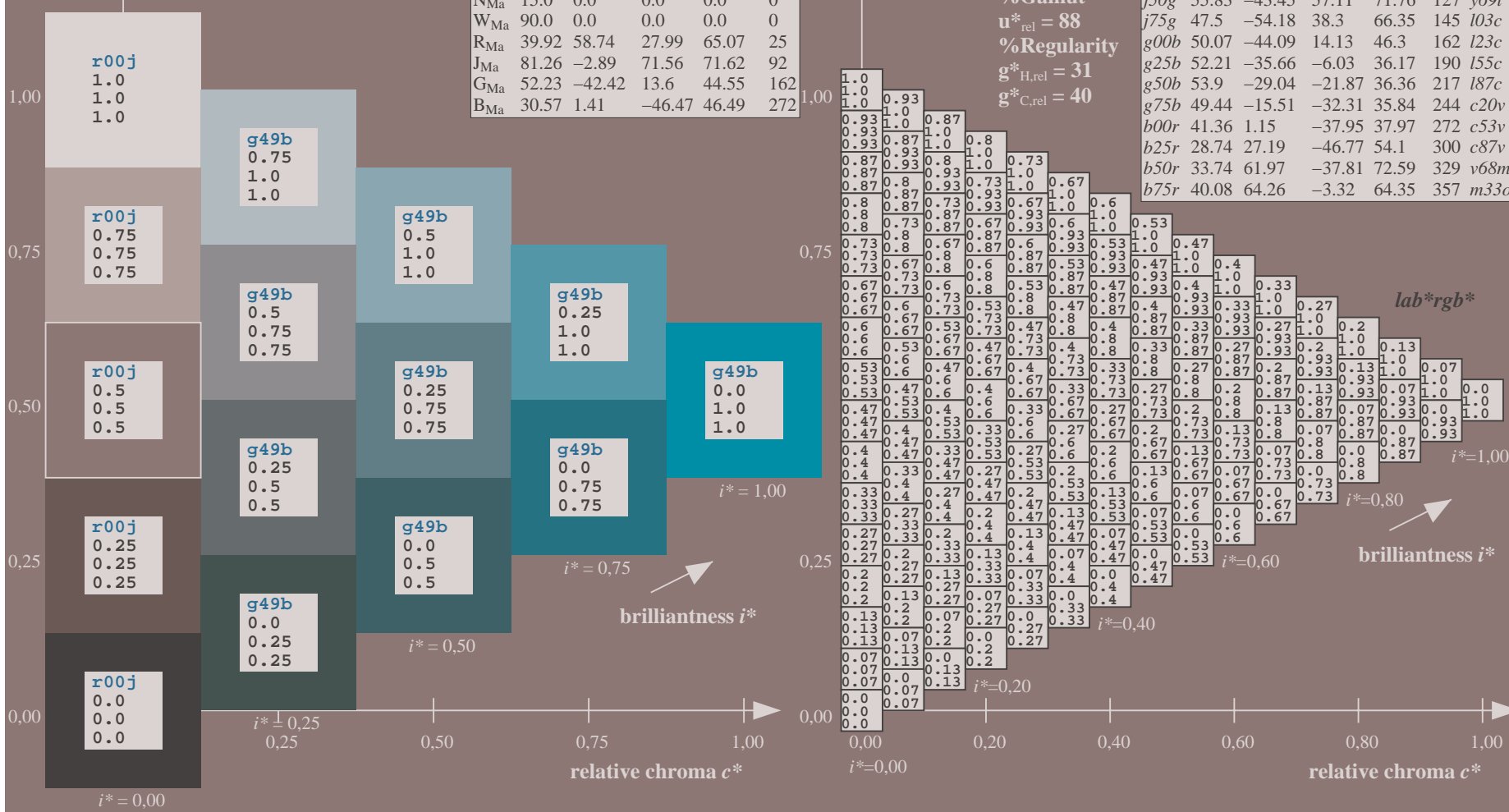
triangle lightness t^*

%Gamut
 $u^*_{rel} = 88$
 %Regularity
 $g^*_{H,rel} = 31$
 $g^*_{C,rel} = 40$

$u^*_e = g50b$
 lab^*rgb^*

FRS15_90a; adapted (a) CIELAB data

	u^*_e	$L^*=L^*_a$	a^*_a	b^*_a	$C^*_{ab,a}$	$h^*_{ab,a}$	u^*_d
r00j	39.18	56.94	27.13	63.07	25	m81o	
r25j	42.41	49.1	44.5	66.26	42	o10y	
r50j	52.78	35.22	58.37	68.17	59	o40y	
r75j	64.82	19.12	74.47	76.89	76	o69y	
j00g	82.06	-3.94	97.52	97.6	92	o98y	
j25g	67.26	-26.87	74.67	79.36	110	y34l	
j50g	55.83	-43.45	57.11	71.76	127	y69l	
j75g	47.5	-54.18	38.3	66.35	145	l03c	
g00b	50.07	-44.09	14.13	46.3	162	l23c	
g25b	52.21	-35.66	-6.03	36.17	190	l55c	
g50b	53.9	-29.04	-21.87	36.36	217	l87c	
g75b	49.44	-15.51	-32.31	35.84	244	c20v	
b00r	41.36	1.15	-37.95	37.97	272	c53v	
b25r	28.74	27.19	-46.77	54.1	300	c87v	
b50r	33.74	61.97	-37.81	72.59	329	v68m	
b75r	40.08	64.26	-3.32	64.35	357	m33o	

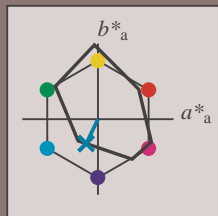


See for similar files: <http://www.ps.bam.de/Ee37/>; www.ps.bam.de/Ee37/
 Technical information: <http://www.ps.bam.de> Version 2.1, io=1,1, CIELAB, ColSpX=0

BAM registration: 20081001-Ee37/10L/L37E00FP.PS/ .PDF BAM material: code=rh4ta
 application for evaluation and measurement of printer or monitor systems

Input and output: Colorimetric Printer Reflective System FRS15_90a for relative CIELAB hue $h^* = lab^*h^* = h_{ab}/360 = 0.679$
 data for any colour:
 lab^*tch^* and lab^*icu^*

Hue texts:
 $u^*_e = g75b$ $u^*_d = c20v$
 contrast reduction factor:
 $c_R = 0.9$
 triangle lightness t^*



FRS15_90a; adapted (a) CIELAB data

	u^*_e	$L^*=L^*_a$	a^*_a	b^*_a	$C^*_{ab,a}$	$h^*_{ab,a}$
O _{Ma}	38.8	53.92	39.68	66.95	36	
Y _{Ma}	82.58	-4.64	98.22	98.33	93	
L _{Ma}	46.95	-56.34	43.46	71.15	142	
C _{Ma}	54.62	-26.2	-28.68	38.85	228	
V _{Ma}	20.01	45.2	-52.87	69.56	311	
M _{Ma}	40.88	70.68	-29.99	76.78	337	
N _{Ma}	15.0	0.0	0.0	0.0	0	
W _{Ma}	90.0	0.0	0.0	0.0	0	
R _{Ma}	39.92	58.74	27.99	65.07	25	
J _{Ma}	81.26	-2.89	71.56	71.62	92	
G _{Ma}	52.23	-42.42	13.6	44.55	162	
B _{Ma}	30.57	1.41	-46.47	46.49	272	

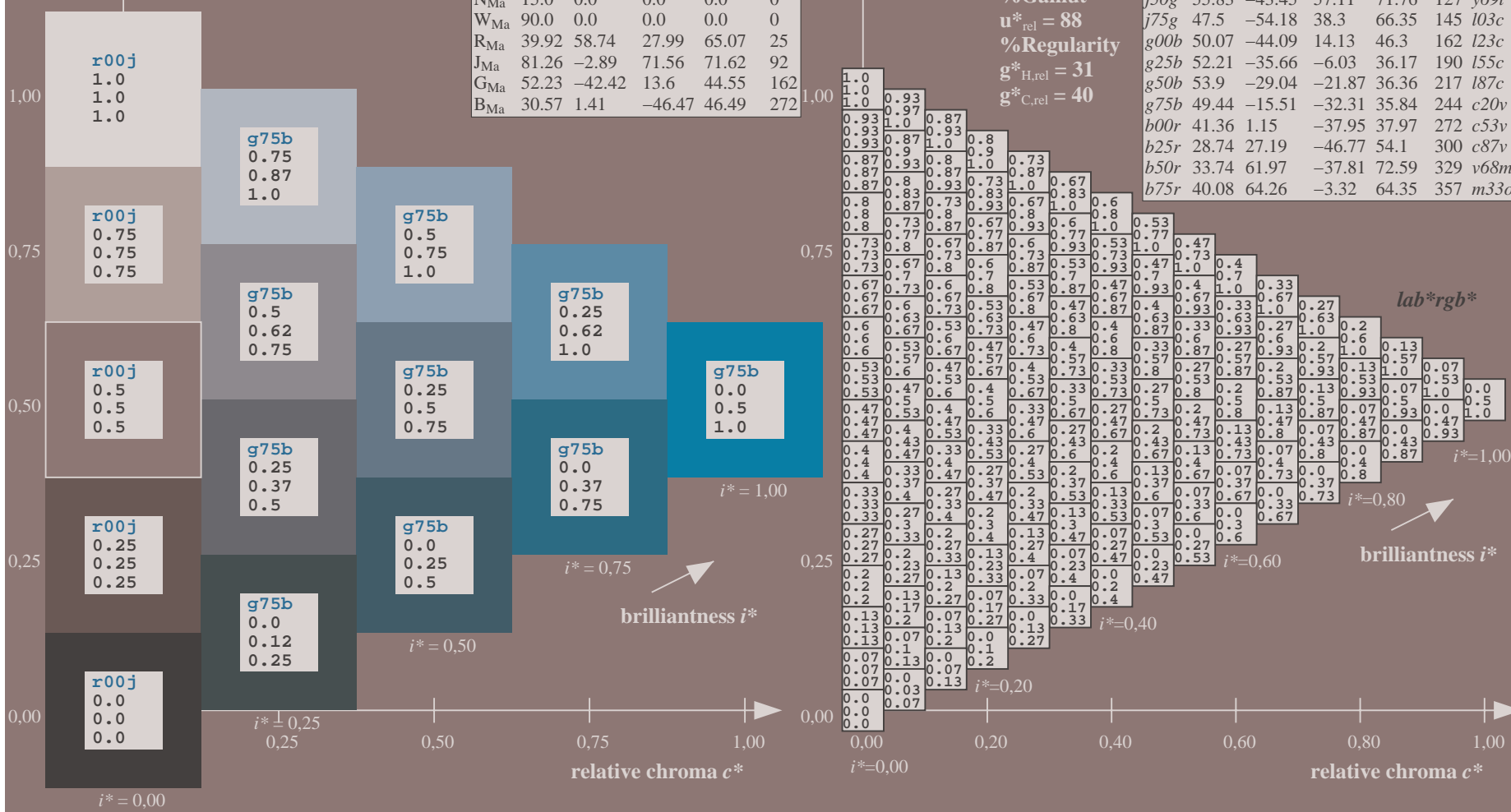
Data for maximum colour (Ma):

$LAB^*LAB^*_{Ma}$: 49 -16 -32
 $LAB^*LCH^*_{Ma}$: 49 36 244
 $lab^*rgb^*_{Ma}$: 0.0 0.5 1.0
 $lab^*olv^*_{Ma}$: 0.0 0.8 1.0
 triangle lightness t^*

FRS15_90a; adapted (a) CIELAB data

	u^*_e	$L^*=L^*_a$	a^*_a	b^*_a	$C^*_{ab,a}$	$h^*_{ab,a}$	u^*_d
r00j	39.18	56.94	27.13	63.07	25	m81o	
r25j	42.41	49.1	44.5	66.26	42	o10y	
r50j	52.78	35.22	58.37	68.17	59	o40y	
r75j	64.82	19.12	74.47	76.89	76	o69y	
j00g	82.06	-3.94	97.52	97.6	92	o98y	
j25g	67.26	-26.87	74.67	79.36	110	y34l	
j50g	55.83	-43.45	57.11	71.76	127	y69l	
j75g	47.5	-54.18	38.3	66.35	145	l03c	
g00b	50.07	-44.09	14.13	46.3	162	l23c	
g25b	52.21	-35.66	-6.03	36.17	190	l55c	
g50b	53.9	-29.04	-21.87	36.36	217	l87c	
g75b	49.44	-15.51	-32.31	35.84	244	c20v	
b00r	41.36	1.15	-37.95	37.97	272	c53v	
b25r	28.74	27.19	-46.77	54.1	300	c87v	
b50r	33.74	61.97	-37.81	72.59	329	v68m	
b75r	40.08	64.26	-3.32	64.35	357	m33o	

%Gamut
 $u^*_{rel} = 88$
 %Regularity
 $g^*_{H,rel} = 31$
 $g^*_{C,rel} = 40$

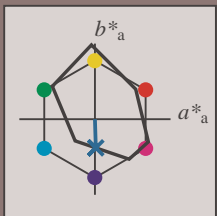


See for similar files: <http://www.ps.bam.de/Ee37/>; www.ps.bam.de/Ee37/
 Technical information: <http://www.ps.bam.de> Version 2.1, io=1,1, CIELAB, ColSpX=0

BAM registration: 20081001-Ee37/10L/L37E00FP.PS/ .PDF BAM material: code=rh4ta
 application for evaluation and measurement of printer or monitor systems

Input and output: Colorimetric Printer Reflective System FRS15_90a for relative CIELAB hue $h^* = lab^*h^* = h_{ab}/360 = 0.755$
 data for any colour:
 lab^*tch^* and lab^*icu^*

Hue texts:
 $u^*_e = b00r$ $u^*_d = c53v$
 contrast reduction factor:
 $c_R = 0.9$
 triangle lightness t^*



FRS15_90a; adapted (a) CIELAB data

	u^*_e	$L^*=L^*_a$	a^*_a	b^*_a	$C^*_{ab,a}$	$h^*_{ab,a}$
O _{Ma}	38.8	53.92	39.68	66.95	36	
Y _{Ma}	82.58	-4.64	98.22	98.33	93	
L _{Ma}	46.95	-56.34	43.46	71.15	142	
C _{Ma}	54.62	-26.2	-28.68	38.85	228	
V _{Ma}	20.01	45.2	-52.87	69.56	311	
M _{Ma}	40.88	70.68	-29.99	76.78	337	
N _{Ma}	15.0	0.0	0.0	0.0	0	
W _{Ma}	90.0	0.0	0.0	0.0	0	
R _{Ma}	39.92	58.74	27.99	65.07	25	
J _{Ma}	81.26	-2.89	71.56	71.62	92	
G _{Ma}	52.23	-42.42	13.6	44.55	162	
B _{Ma}	30.57	1.41	-46.47	46.49	272	

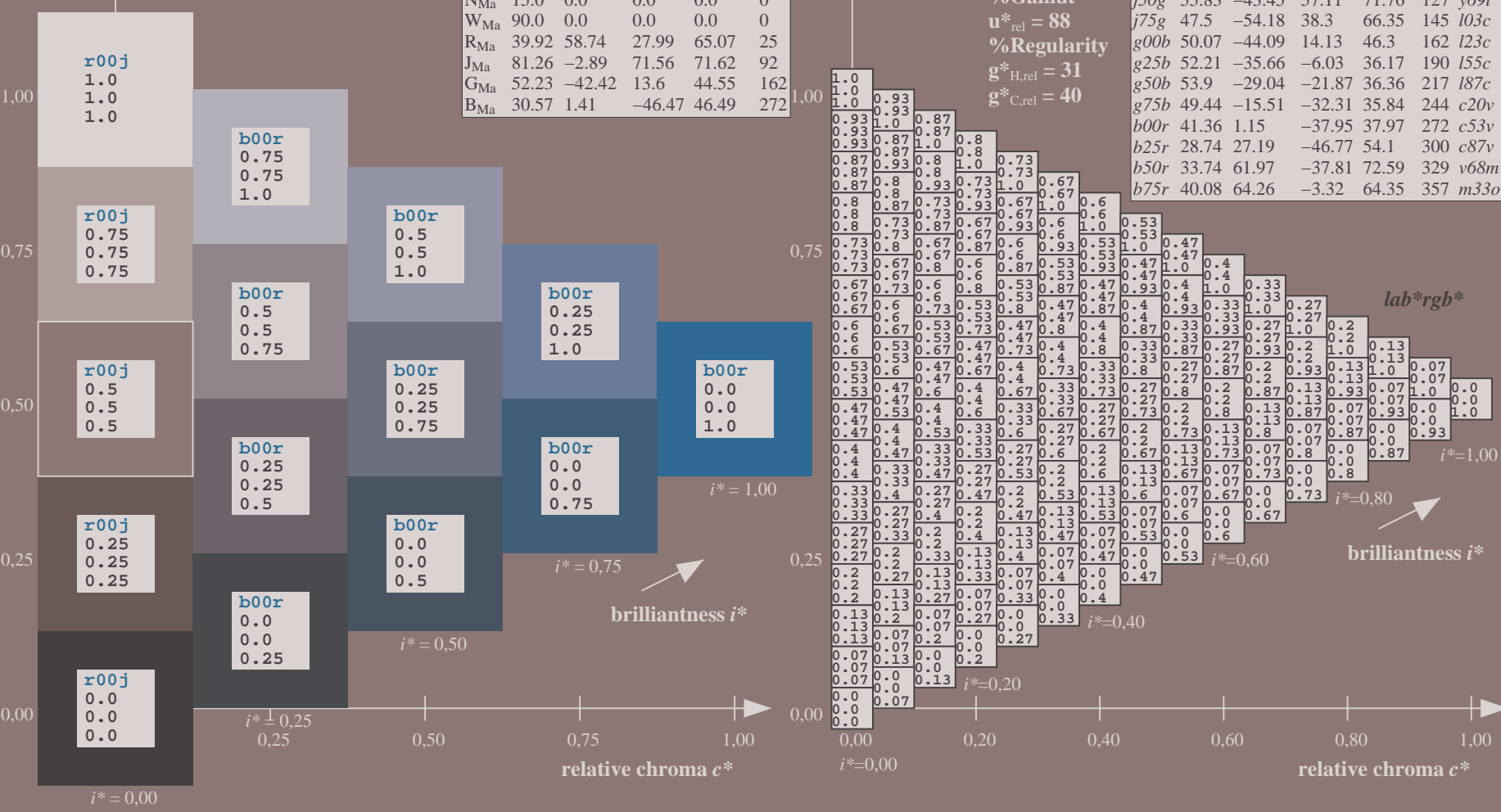
Data for maximum colour (Ma):

$LAB^*LAB^*_{Ma}$: 41 1 -38
 $LAB^*LCH^*_{Ma}$: 41 38 271
 $lab^*rgb^*_{Ma}$: 0.0 0.0 1.0
 $lab^*olv^*_{Ma}$: 0.0 0.47 1.0
 triangle lightness t^*

%Gamut
 $u^*_{rel} = 88$
 %Regularity
 $g^*_{H,rel} = 31$
 $g^*_{C,rel} = 40$

FRS15_90a; adapted (a) CIELAB data

	u^*_e	$L^*=L^*_a$	a^*_a	b^*_a	$C^*_{ab,a}$	$h^*_{ab,a}$	u^*_d
r00j	39.18	56.94	27.13	63.07	25	m81o	
r25j	42.41	49.1	44.5	66.26	42	o10y	
r50j	52.78	35.22	58.37	68.17	59	o40y	
r75j	64.82	19.12	74.47	76.89	76	o69y	
j00g	82.06	-3.94	97.52	97.6	92	o98y	
j25g	67.26	-26.87	74.67	79.36	110	y34l	
j50g	55.83	-43.45	57.11	71.76	127	y69l	
j75g	47.5	-54.18	38.3	66.35	145	l03c	
g00b	50.07	-44.09	14.13	46.3	162	l23c	
g25b	52.21	-35.66	-6.03	36.17	190	l55c	
g50b	53.9	-29.04	-21.87	36.36	217	l87c	
g75b	49.44	-15.51	-32.31	35.84	244	c20v	
b00r	41.36	1.15	-37.95	37.97	272	c53v	
b25r	28.74	27.19	-46.77	54.1	300	c87v	
b50r	33.74	61.97	-37.81	72.59	329	v68m	
b75r	40.08	64.26	-3.32	64.35	357	m33o	

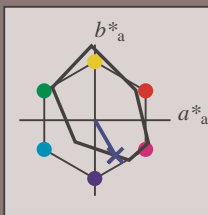


See for similar files: <http://www.ps.bam.de/Ee37/>; www.ps.bam.de/Ee37/
 Technical information: <http://www.ps.bam.de> Version 2.1, io=1,1, CIELAB, ColSpX=0

BAM registration: 20081001-Ee37/10L/L37E00FP.PS/.PDF BAM material: code=rh4ta
 application for evaluation and measurement of printer or monitor systems

Input and output: Colorimetric Printer Reflective System FRS15_90a for relative CIELAB hue $h^* = lab^*h^* = h_{ab}/360 = 0.834$
 data for any colour:
 lab^*tch^* and lab^*icu^*

Hue texts:
 $u^*_e = b25r$ $u^*_d = c87v$
 contrast reduction factor:
 $c_R = 0.9$
 triangle lightness t^*



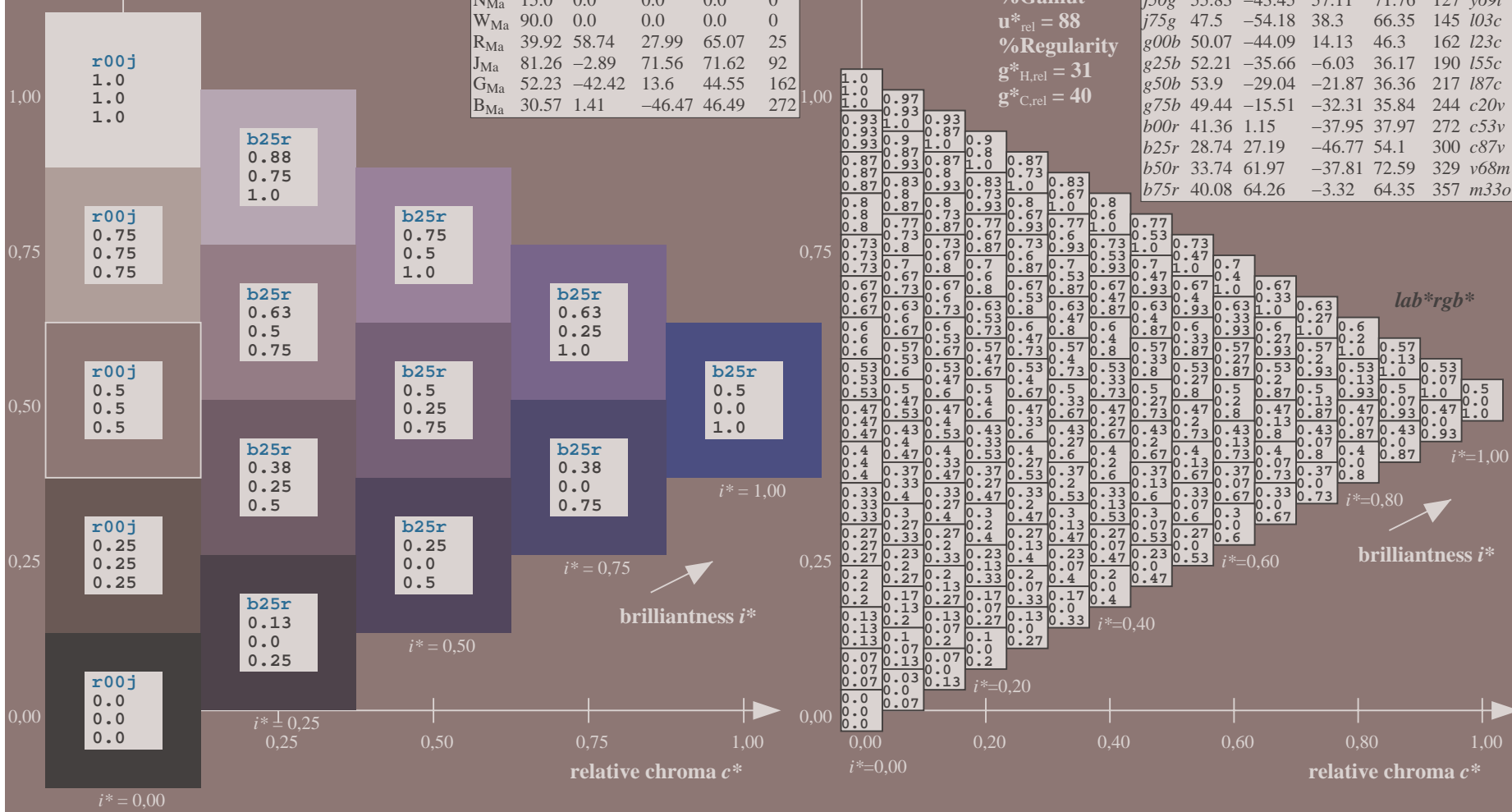
FRS15_90a; adapted (a) CIELAB data						
	u^*_e	$L^*=L^*_a$	a^*_a	b^*_a	$C^*_{ab,a}$	$h^*_{ab,a}$
O _{Ma}	38.8	53.92	39.68	66.95	36	
Y _{Ma}	82.58	-4.64	98.22	98.33	93	
L _{Ma}	46.95	-56.34	43.46	71.15	142	
C _{Ma}	54.62	-26.2	-28.68	38.85	228	
V _{Ma}	20.01	45.2	-52.87	69.56	311	
M _{Ma}	40.88	70.68	-29.99	76.78	337	
N _{Ma}	15.0	0.0	0.0	0.0	0	
W _{Ma}	90.0	0.0	0.0	0.0	0	
R _{Ma}	39.92	58.74	27.99	65.07	25	
J _{Ma}	81.26	-2.89	71.56	71.62	92	
G _{Ma}	52.23	-42.42	13.6	44.55	162	
B _{Ma}	30.57	1.41	-46.47	46.49	272	

Data for maximum colour (Ma):

$LAB^*LAB^*_{Ma}$: 29 27 -47
 $LAB^*LCH^*_{Ma}$: 29 54 300
 $lab^*rgb^*_{Ma}$: 0.5 0.0 1.0
 $lab^*olv^*_{Ma}$: 0.0 0.12 1.0
 triangle lightness t^*

%Gamut
 $u^*_{rel} = 88$
 %Regularity
 $g^*_{H,rel} = 31$
 $g^*_{C,rel} = 40$

FRS15_90a; adapted (a) CIELAB data							
	u^*_e	$L^*=L^*_a$	a^*_a	b^*_a	$C^*_{ab,a}$	$h^*_{ab,a}$	u^*_d
r00j	39.18	56.94	27.13	63.07	25	m81o	
r25j	42.41	49.1	44.5	66.26	42	o10y	
r50j	52.78	35.22	58.37	68.17	59	o40y	
r75j	64.82	19.12	74.47	76.89	76	o69y	
j00g	82.06	-3.94	97.52	97.6	92	o98y	
j25g	67.26	-26.87	74.67	79.36	110	y34l	
j50g	55.83	-43.45	57.11	71.76	127	y69l	
j75g	47.5	-54.18	38.3	66.35	145	l03c	
g00b	50.07	-44.09	14.13	46.3	162	l23c	
g25b	52.21	-35.66	-6.03	36.17	190	l55c	
g50b	53.9	-29.04	-21.87	36.36	217	l87c	
g75b	49.44	-15.51	-32.31	35.84	244	c20v	
b00r	41.36	1.15	-37.95	37.97	272	c53v	
b25r	28.74	27.19	-46.77	54.1	300	c87v	
b50r	33.74	61.97	-37.81	72.59	329	v68m	
b75r	40.08	64.26	-3.32	64.35	357	m33o	



See for similar files: <http://www.ps.bam.de/Ee37/>; www.ps.bam.de/Ee37/
 Technical information: <http://www.ps.bam.de> Version 2.1, io=1,1, CIELAB, ColSpX=0

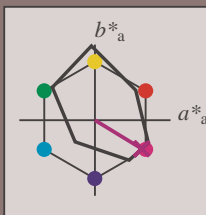
BAM registration: 20081001-Ee37/10L/L37E00FP.PS/.PDF BAM material: code=rh4ta
 application for evaluation and measurement of printer or monitor systems

Input and output: Colorimetric Printer Reflective System FRS15_90a for relative CIELAB hue $h^* = lab^*h^* = h_{ab}/360 = 0.913$

data for any colour:
 lab^*tch^* and lab^*icu^*

Hue texts:

$u^*_e = b50r$ $u^*_d = v68m$
 contrast reduction factor:
 $c_R = 0.9$
 triangle lightness t^*



FRS15_90a; adapted (a) CIELAB data						
	u^*_e	$L^*=L^*_a$	a^*_a	b^*_a	$C^*_{ab,a}$	$h^*_{ab,a}$
O _{Ma}	38.8	53.92	39.68	66.95	36	
Y _{Ma}	82.58	-4.64	98.22	98.33	93	
L _{Ma}	46.95	-56.34	43.46	71.15	142	
C _{Ma}	54.62	-26.2	-28.68	38.85	228	
V _{Ma}	20.01	45.2	-52.87	69.56	311	
M _{Ma}	40.88	70.68	-29.99	76.78	337	
N _{Ma}	15.0	0.0	0.0	0.0	0	
W _{Ma}	90.0	0.0	0.0	0.0	0	
R _{Ma}	39.92	58.74	27.99	65.07	25	
J _{Ma}	81.26	-2.89	71.56	71.62	92	
G _{Ma}	52.23	-42.42	13.6	44.55	162	
B _{Ma}	30.57	1.41	-46.47	46.49	272	

Data for maximum colour (Ma):

$LAB^*LAB^*_{Ma}$: 34 62 -38

$LAB^*LCH^*_{Ma}$: 34 73 328

$lab^*rgb^*_{Ma}$: 1.0 0.0 1.0

$lab^*olv^*_{Ma}$: 0.68 0.0 1.0

triangle lightness t^*

%Gamut

$u^*_{rel} = 88$

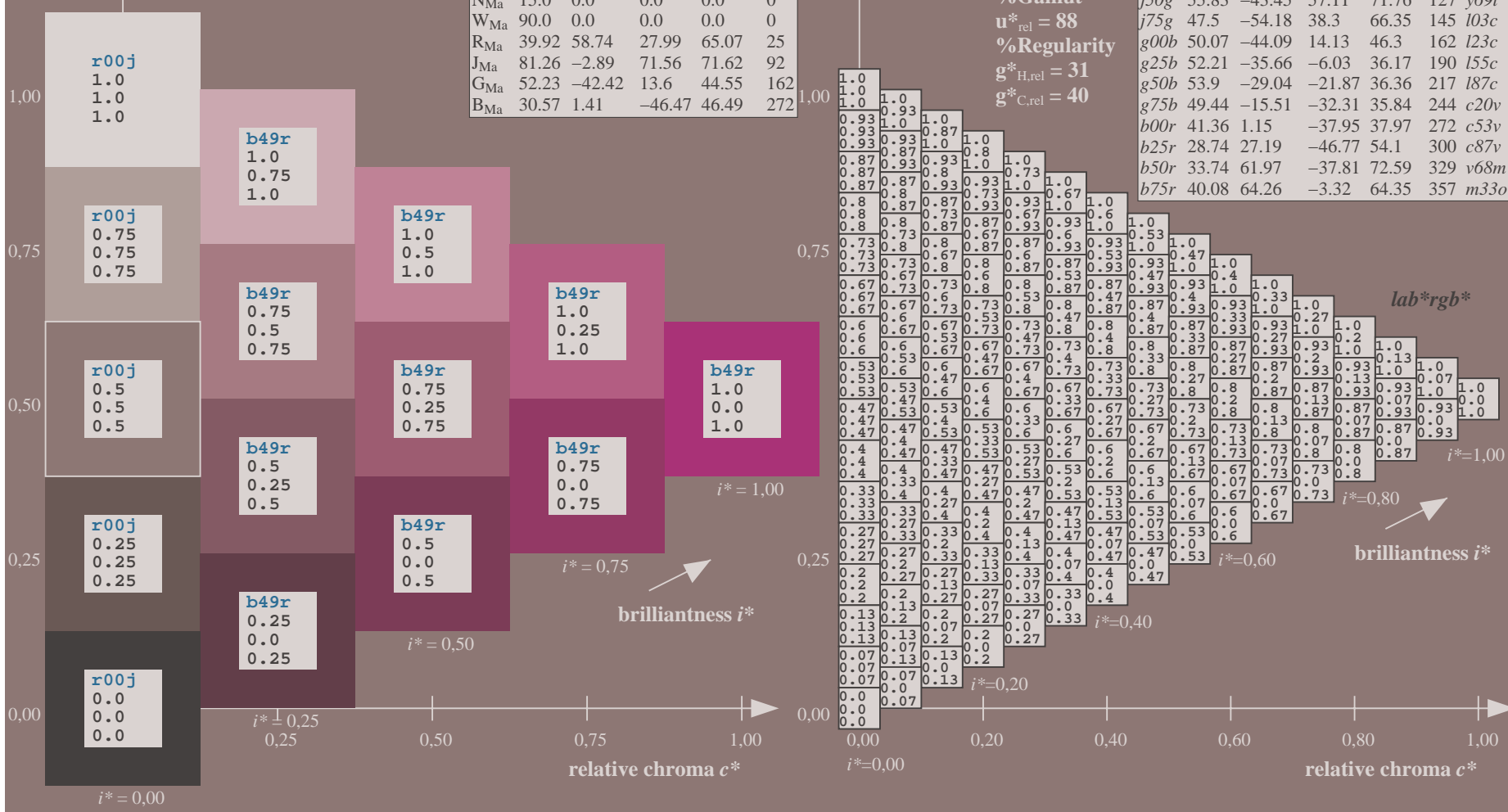
%Regularity

$g^*_{H,rel} = 31$

$g^*_{C,rel} = 40$

$u^*_e = b50r$
 lab^*rgb^*

FRS15_90a; adapted (a) CIELAB data							
	u^*_e	$L^*=L^*_a$	a^*_a	b^*_a	$C^*_{ab,a}$	$h^*_{ab,a}$	u^*_d
r00j	39.18	56.94	27.13	63.07	25	m81o	
r25j	42.41	49.1	44.5	66.26	42	o10y	
r50j	52.78	35.22	58.37	68.17	59	o40y	
r75j	64.82	19.12	74.47	76.89	76	o69y	
j00g	82.06	-3.94	97.52	97.6	92	o98y	
j25g	67.26	-26.87	74.67	79.36	110	y34l	
j50g	55.83	-43.45	57.11	71.76	127	y69l	
j75g	47.5	-54.18	38.3	66.35	145	l03c	
g00b	50.07	-44.09	14.13	46.3	162	l23c	
g25b	52.21	-35.66	-6.03	36.17	190	l55c	
g50b	53.9	-29.04	-21.87	36.36	217	l87c	
g75b	49.44	-15.51	-32.31	35.84	244	c20v	
b00r	41.36	1.15	-37.95	37.97	272	c53v	
b25r	28.74	27.19	-46.77	54.1	300	c87v	
b50r	33.74	61.97	-37.81	72.59	329	v68m	
b75r	40.08	64.26	-3.32	64.35	357	m33o	



See for similar files: <http://www.ps.bam.de/Ee37/>; www.ps.bam.de/Ee37/
 Technical information: <http://www.ps.bam.de> Version 2.1, io=1,1, CIELAB, ColSpX=0

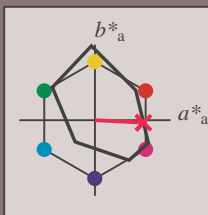
BAM registration: 20081001-Ee37/10L/L37E00FP.PS/.PDF BAM material: code=rh4ta
 application for evaluation and measurement of printer or monitor systems

Input and output: Colorimetric Printer Reflective System FRS15_90a for relative CIELAB hue $h^* = lab^*h^* = h_{ab}/360 = 0.992$

data for any colour:
 lab^*tch^* and lab^*icu^*

Hue texts:

$u^*_e = b75r$ $u^*_d = m33o$
 contrast reduction factor:
 $c_R = 0.9$
 triangle lightness t^*



FRS15_90a; adapted (a) CIELAB data

	u^*_e	$L^*=L^*_a$	a^*_a	b^*_a	$C^*_{ab,a}$	$h^*_{ab,a}$
O _{Ma}	38.8	53.92	39.68	66.95	36	
Y _{Ma}	82.58	-4.64	98.22	98.33	93	
L _{Ma}	46.95	-56.34	43.46	71.15	142	
C _{Ma}	54.62	-26.2	-28.68	38.85	228	
V _{Ma}	20.01	45.2	-52.87	69.56	311	
M _{Ma}	40.88	70.68	-29.99	76.78	337	
N _{Ma}	15.0	0.0	0.0	0.0	0	
W _{Ma}	90.0	0.0	0.0	0.0	0	
R _{Ma}	39.92	58.74	27.99	65.07	25	
J _{Ma}	81.26	-2.89	71.56	71.62	92	
G _{Ma}	52.23	-42.42	13.6	44.55	162	
B _{Ma}	30.57	1.41	-46.47	46.49	272	

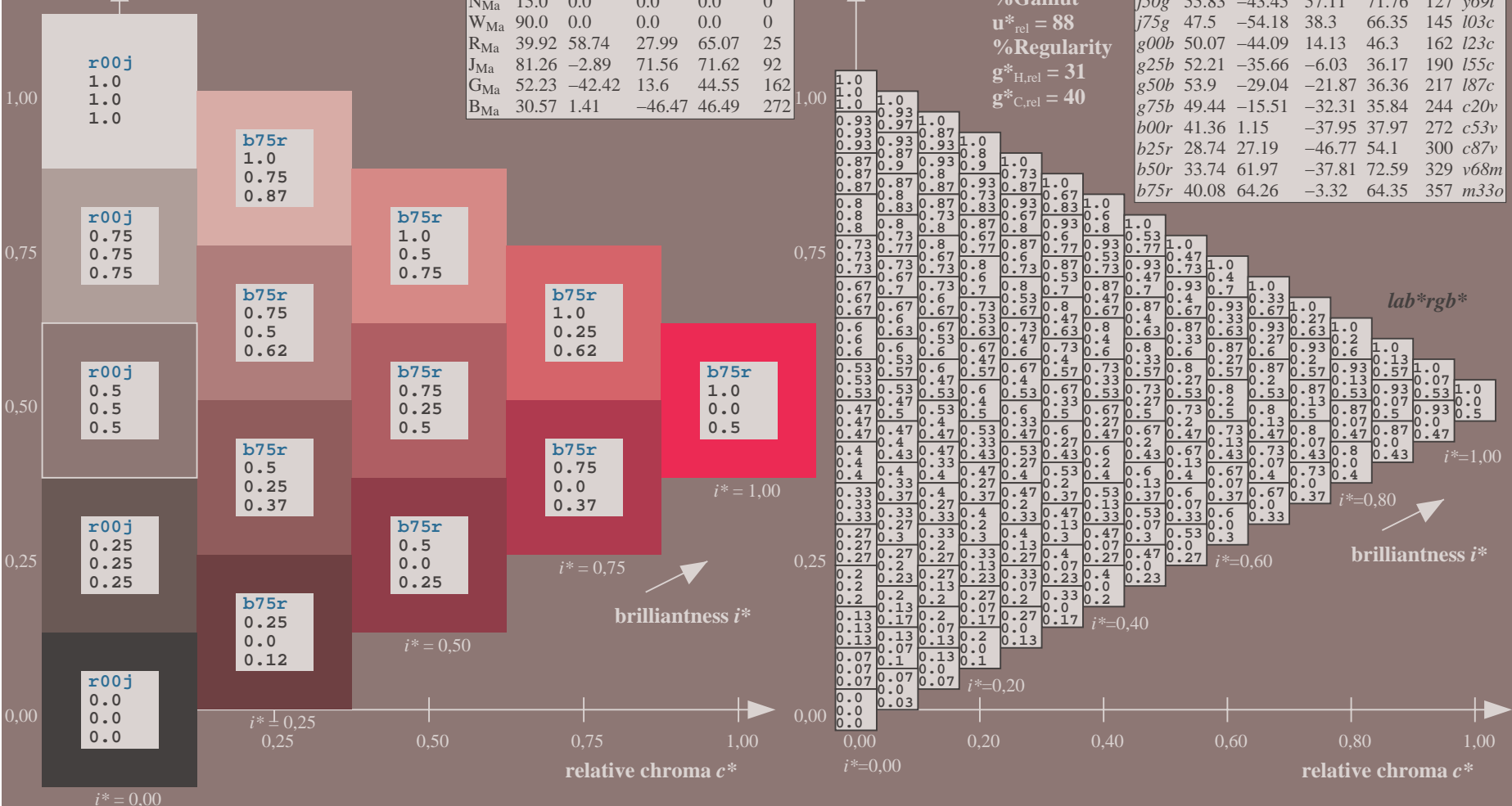
Data for maximum colour (Ma):

$LAB^*LAB^*_{Ma}$: 40 64 -3
 $LAB^*LCH^*_{Ma}$: 40 64 357
 $lab^*rgb^*_{Ma}$: 1.0 0.0 0.5
 $lab^*olv^*_{Ma}$: 1.0 0.0 0.66
 triangle lightness t^*

%Gamut
 $u^*_{rel} = 88$
 %Regularity
 $g^*_{H,rel} = 31$
 $g^*_{C,rel} = 40$

FRS15_90a; adapted (a) CIELAB data

	u^*_e	$L^*=L^*_a$	a^*_a	b^*_a	$C^*_{ab,a}$	$h^*_{ab,a}$	u^*_d
r00j	39.18	56.94	27.13	63.07	25	m81o	
r25j	42.41	49.1	44.5	66.26	42	o10y	
r50j	52.78	35.22	58.37	68.17	59	o40y	
r75j	64.82	19.12	74.47	76.89	76	o69y	
j00g	82.06	-3.94	97.52	97.6	92	o98y	
j25g	67.26	-26.87	74.67	79.36	110	y34l	
j50g	55.83	-43.45	57.11	71.76	127	y69l	
j75g	47.5	-54.18	38.3	66.35	145	l03c	
g00b	50.07	-44.09	14.13	46.3	162	l23c	
g25b	52.21	-35.66	-6.03	36.17	190	l55c	
g50b	53.9	-29.04	-21.87	36.36	217	l87c	
g75b	49.44	-15.51	-32.31	35.84	244	c20v	
b00r	41.36	1.15	-37.95	37.97	272	c53v	
b25r	28.74	27.19	-46.77	54.1	300	c87v	
b50r	33.74	61.97	-37.81	72.59	329	v68m	
b75r	40.08	64.26	-3.32	64.35	357	m33o	



See for similar files: <http://www.ps.bam.de/Ee37/>; www.ps.bam.de/Ee37/
 Technical information: <http://www.ps.bam.de> Version 2.1, io=1,1, CIELAB, ColSpX=0

BAM registration: 20081001-Ee37/10L/L37E00FP.PS/ .PDF BAM material: code=rh4ta
 application for evaluation and measurement of printer or monitor systems

See for similar files: <http://www.ps.bam.de/Ee37/>; www.ps.bam.de/Ee37/
Technical information: <http://www.ps.bam.de> Version 2.1, io=1,1, CIE LAB, ColSpx=0

BAM registration: 20081001 -Ee37/10L/L37E00FP.PS/.PDF BAM material: code=rh4ta
application for evaluation and measurement of printer or monitor systems

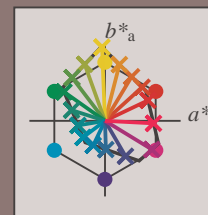
Table with 27 rows (01-27) and 48 columns (A-lab*rgb*). Each cell contains a numerical value representing color data for a specific hue and data table.

Input and output:
 Colorimetric Printer Reflective System FRS15_90a
 data for any colour:

u^*_e and number $no. = 00 \dots 15$
 elementary hue text:
 $u^*_e = 16$ hues $r00j, r25j, \dots, b75r$
 contrast reduction factor:
 $c_R = 0.9$

FRS15_90a; adapted (a) CIELAB data

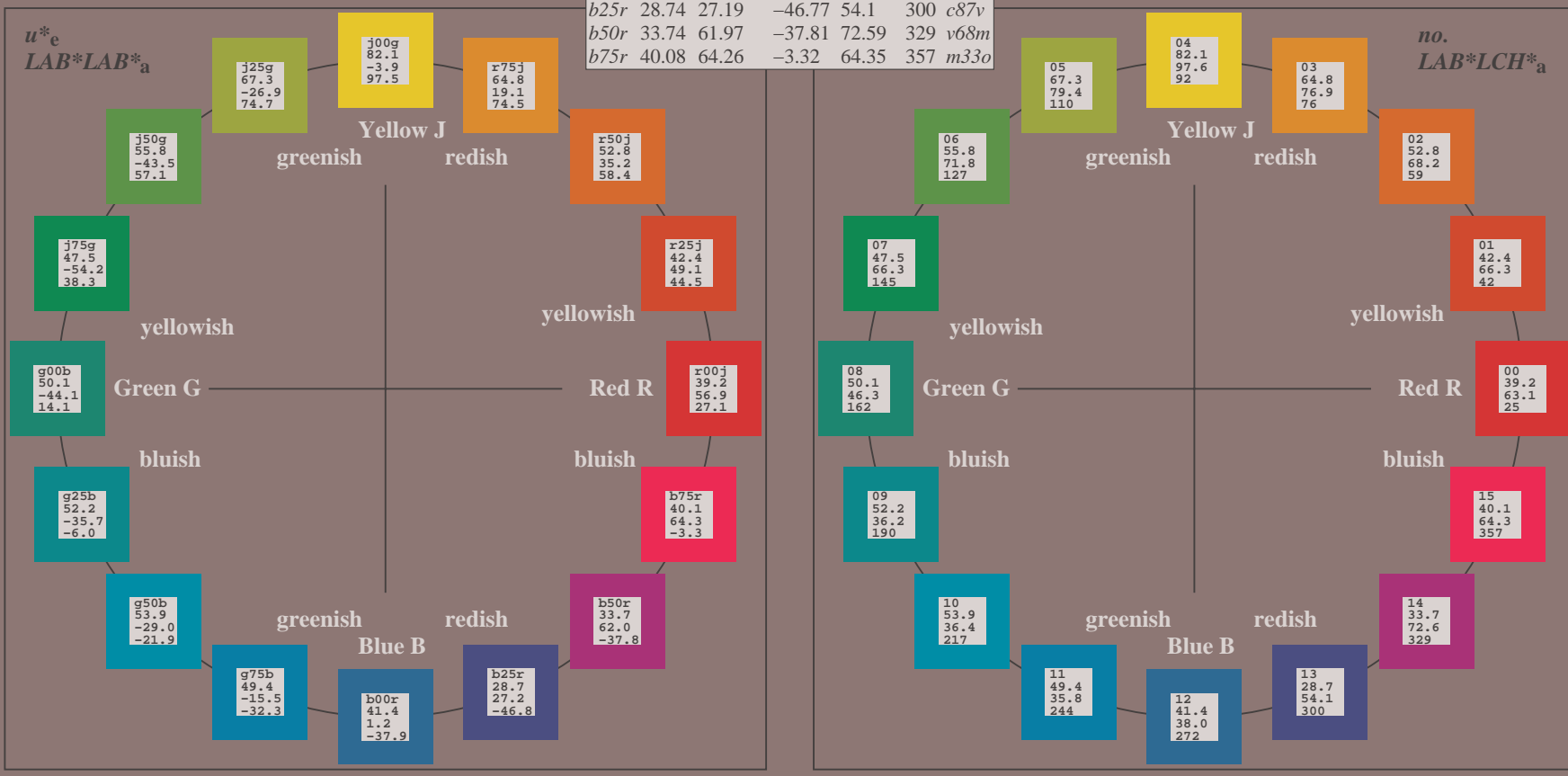
u^*_e	L^*_{ab}	a^*_a	b^*_a	$C^*_{ab,a}$	$h^*_{ab,a}$	u^*_d
r00j	39.18	56.94	27.13	63.07	25	m81o
r25j	42.41	49.1	44.5	66.26	42	o10y
r50j	52.78	35.22	58.37	68.17	59	o40y
r75j	64.82	19.12	74.47	76.89	76	o69y
j00g	82.06	-3.94	97.52	97.6	92	o98y
j25g	67.26	-26.87	74.67	79.36	110	y34l
j50g	55.83	-43.45	57.11	71.76	127	y69l
j75g	47.5	-54.18	38.3	66.35	145	l03c
g00b	50.07	-44.09	14.13	46.3	162	l23c
g25b	52.21	-35.66	-6.03	36.17	190	l55c
g50b	53.9	-29.04	-21.87	36.36	217	l87c
g75b	49.44	-15.51	-32.31	35.84	244	c20v
b00r	41.36	1.15	-37.95	37.97	272	c53v
b25r	28.74	27.19	-46.77	54.1	300	c87v
b50r	33.74	61.97	-37.81	72.59	329	v68m
b75r	40.08	64.26	-3.32	64.35	357	m33o



%Gamut
 $u^*_{rel} = 88$
 %Regularity
 $g^*_{H,rel} = 31$
 $g^*_{C,rel} = 40$

FRS15_90a; adapted (a) CIELAB data

Name	L^*_{ab}	a^*_a	b^*_a	$C^*_{ab,a}$	$h^*_{ab,a}$
OMa	38.8	53.92	39.68	66.95	36
YMa	82.58	-4.64	98.22	98.33	93
LMa	46.95	-56.34	43.46	71.15	142
CMa	54.62	-26.2	-28.68	38.85	228
VMa	20.01	45.2	-52.87	69.56	311
MMa	40.88	70.68	-29.99	76.78	337
NMa	15.0	0.0	0.0	0.0	0
WMa	90.0	0.0	0.0	0.0	0
RCIE	39.92	58.74	27.99	65.07	25
JCIE	81.26	-2.89	71.56	71.62	92
GCIE	52.23	-42.42	13.6	44.55	162
BCIE	30.57	1.41	-46.47	46.49	272

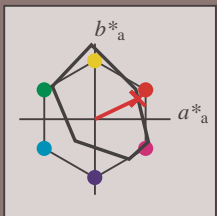


See for similar files: <http://www.ps.bam.de/Ee37/>; www.ps.bam.de/Ee37/10L/L37E00FP.PS/.PDF
 Technical information: <http://www.ps.bam.de> Version 2.1, io=1,1, CIELAB, ColSpX=0

BAM registration: 20081001-Ee37/10L/L37E00FP.PS/ .PDF BAM material: code=rh4ta
 application for evaluation and measurement of printer or monitor systems

Input and output: Colorimetric Printer Reflective System FRS15_90a for relative CIELAB hue $h^* = lab^*h^* = h_{ab}/360 = 0.071$
 data for any colour:
 lab^*tch^* and lab^*icu^*

Hue texts:
 $u^*_e = r00j$ $u^*_d = m81o$
 contrast reduction factor:
 $c_R = 0.9$
 triangle lightness t^*



FRS15_90a; adapted (a) CIELAB data

	u^*_e	$L^*=L^*_a$	a^*_a	b^*_a	$C^*_{ab,a}$	$h^*_{ab,a}$
O _{Ma}	38.8	53.92	39.68	66.95	36	
Y _{Ma}	82.58	-4.64	98.22	98.33	93	
L _{Ma}	46.95	-56.34	43.46	71.15	142	
C _{Ma}	54.62	-26.2	-28.68	38.85	228	
V _{Ma}	20.01	45.2	-52.87	69.56	311	
M _{Ma}	40.88	70.68	-29.99	76.78	337	
N _{Ma}	15.0	0.0	0.0	0.0	0	
W _{Ma}	90.0	0.0	0.0	0.0	0	
R _{Ma}	39.92	58.74	27.99	65.07	25	
J _{Ma}	81.26	-2.89	71.56	71.62	92	
G _{Ma}	52.23	-42.42	13.6	44.55	162	
B _{Ma}	30.57	1.41	-46.47	46.49	272	

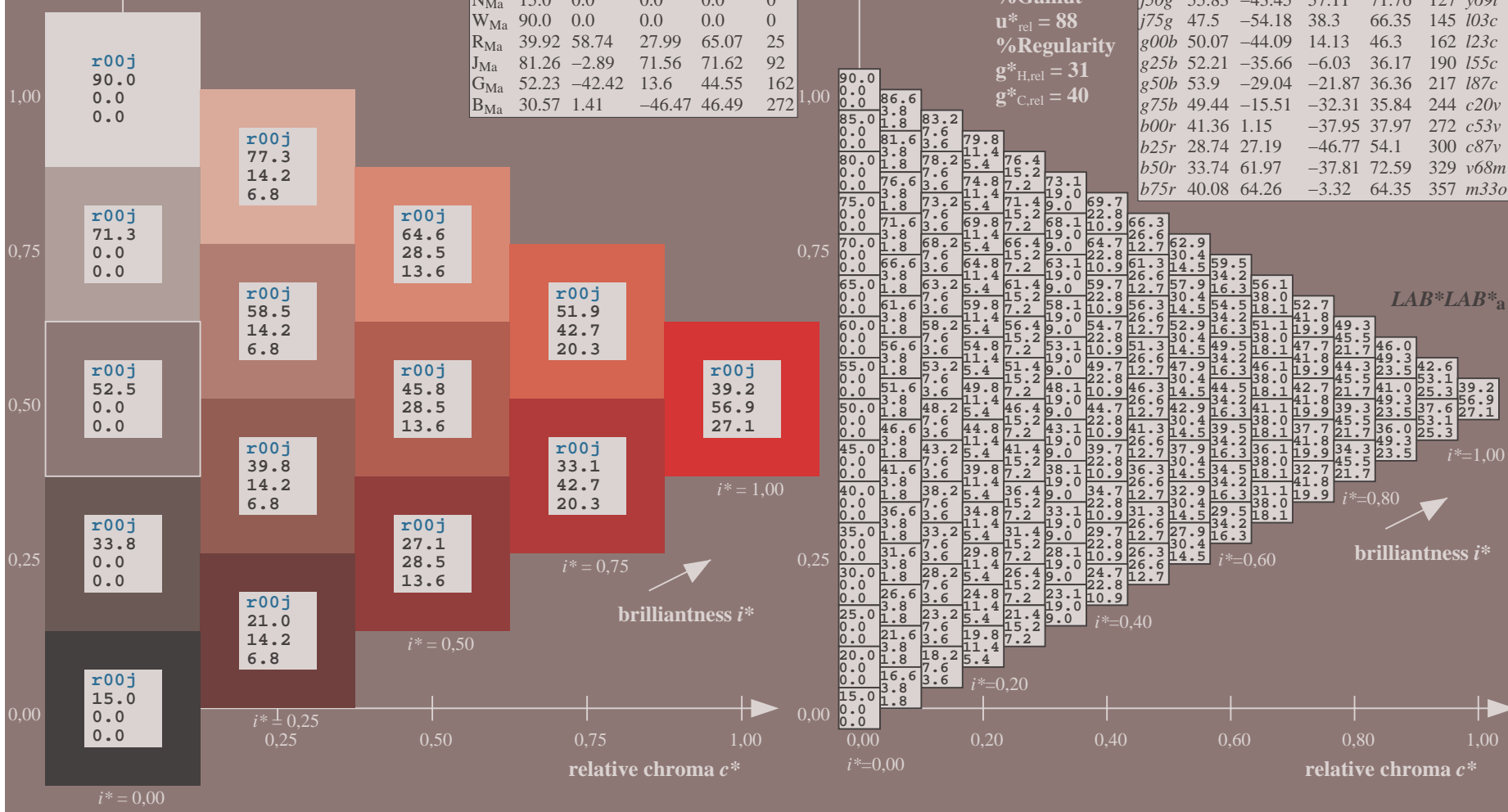
Data for maximum colour (Ma):

$LAB^*LAB^*_Ma$: 39 57 27
 $LAB^*LCH^*_Ma$: 39 63 25
 $lab^*rgb^*_Ma$: 1.0 0.0 0.0
 $lab^*olv^*_Ma$: 1.0 0.0 0.18
 triangle lightness t^*

FRS15_90a; adapted (a) CIELAB data

	u^*_e	$L^*=L^*_a$	a^*_a	b^*_a	$C^*_{ab,a}$	$h^*_{ab,a}$	u^*_d
r00j	39.18	56.94	27.13	63.07	25	m81o	
r25j	42.41	49.1	44.5	66.26	42	o10y	
r50j	52.78	35.22	58.37	68.17	59	o40y	
r75j	64.82	19.12	74.47	76.89	76	o69y	
j00g	82.06	-3.94	97.52	97.6	92	o98y	
j25g	67.26	-26.87	74.67	79.36	110	y34l	
j50g	55.83	-43.45	57.11	71.76	127	y69l	
j75g	47.5	-54.18	38.3	66.35	145	l03c	
g00b	50.07	-44.09	14.13	46.3	162	l23c	
g25b	52.21	-35.66	-6.03	36.17	190	l55c	
g50b	53.9	-29.04	-21.87	36.36	217	l87c	
g75b	49.44	-15.51	-32.31	35.84	244	c20v	
b00r	41.36	1.15	-37.95	37.97	272	c53v	
b25r	28.74	27.19	-46.77	54.1	300	c87v	
b50r	33.74	61.97	-37.81	72.59	329	v68m	
b75r	40.08	64.26	-3.32	64.35	357	m33o	

%Gamut
 $u^*_{rel} = 88$
 %Regularity
 $g^*_{H,rel} = 31$
 $g^*_{C,rel} = 40$

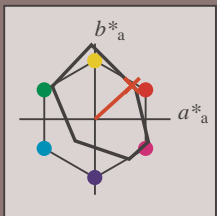


See for similar files: <http://www.ps.bam.de/Ee37/>; www.ps.bam.de/Ee37/10L/L37E00FP.PS/.PDF
 Technical information: <http://www.ps.bam.de> Version 2.1, io=1,1, CIELAB, ColSpX=0

BAM registration: 20081001-Ee37/10L/L37E00FP.PS/.PDF BAM material: code=rhadata
 application for evaluation and measurement of printer or monitor systems

Input and output: Colorimetric Printer Reflective System FRS15_90a for relative CIELAB hue $h^* = lab^*h^* = h_{ab}/360 = 0.117$
 data for any colour:

lab^*tch^* and lab^*icu^*
 Hue texts:
 $u^*_e = r25j$ $u^*_d = o10y$
 contrast reduction factor:
 $c_R = 0.9$
 triangle lightness t^*



FRS15_90a; adapted (a) CIELAB data

	u^*_e	$L^*=L^*_a$	a^*_a	b^*_a	$C^*_{ab,a}$	$h^*_{ab,a}$
O _{Ma}	38.8	53.92	39.68	66.95	36	
Y _{Ma}	82.58	-4.64	98.22	98.33	93	
L _{Ma}	46.95	-56.34	43.46	71.15	142	
C _{Ma}	54.62	-26.2	-28.68	38.85	228	
V _{Ma}	20.01	45.2	-52.87	69.56	311	
M _{Ma}	40.88	70.68	-29.99	76.78	337	
N _{Ma}	15.0	0.0	0.0	0.0	0	
W _{Ma}	90.0	0.0	0.0	0.0	0	
R _{Ma}	39.92	58.74	27.99	65.07	25	
J _{Ma}	81.26	-2.89	71.56	71.62	92	
G _{Ma}	52.23	-42.42	13.6	44.55	162	
B _{Ma}	30.57	1.41	-46.47	46.49	272	

Data for maximum colour (Ma):

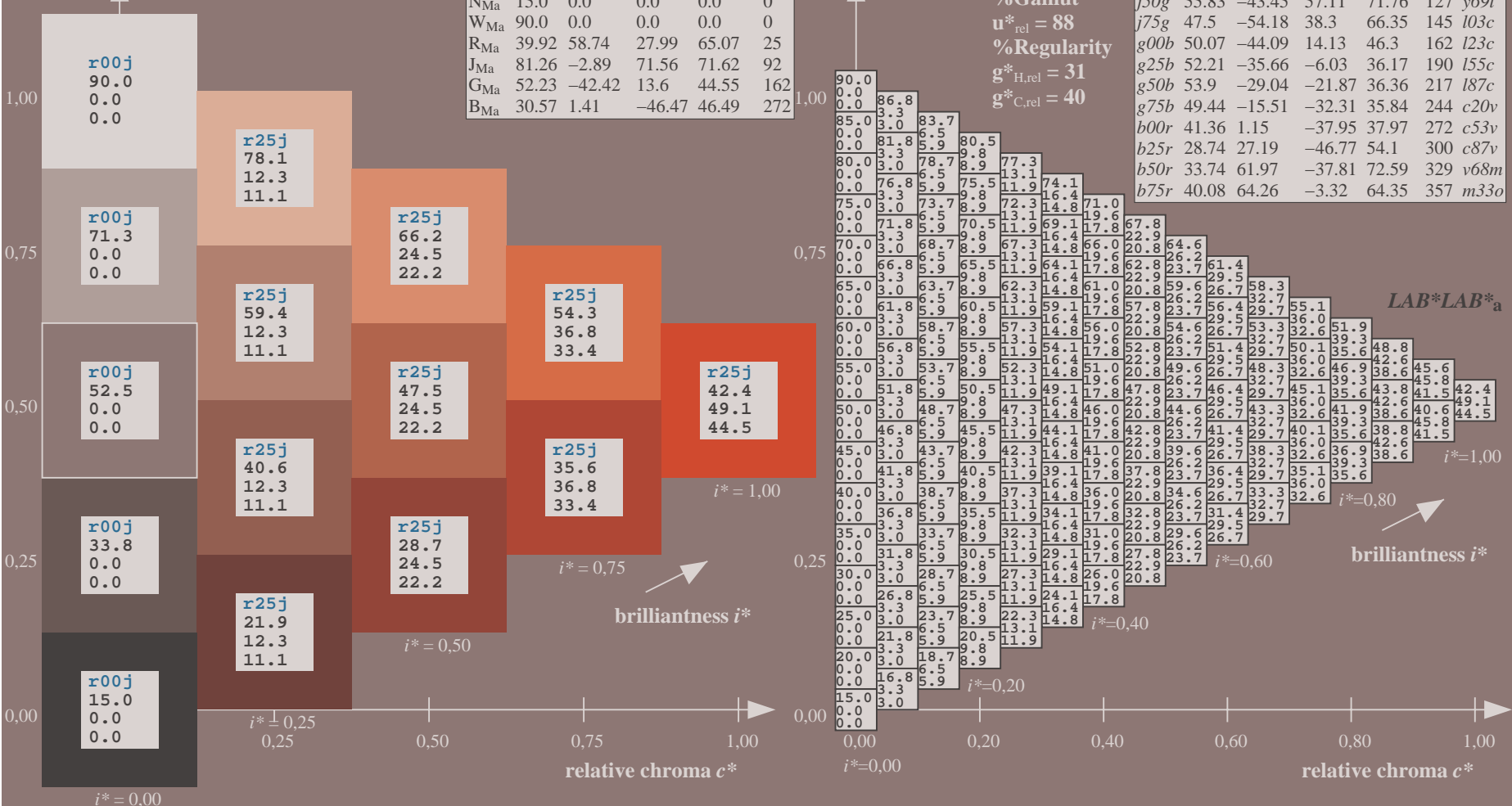
$LAB^*LAB^*_Ma$: 42 49 44
 $LAB^*LCH^*_Ma$: 42 66 42
 $lab^*rgb^*_Ma$: 1.0 0.25 0.0
 $lab^*olv^*_Ma$: 1.0 0.1 0.0

triangle lightness t^*

%Gamut
 $u^*_{rel} = 88$
 %Regularity
 $g^*_{H,rel} = 31$
 $g^*_{C,rel} = 40$

FRS15_90a; adapted (a) CIELAB data

	u^*_e	$L^*=L^*_a$	a^*_a	b^*_a	$C^*_{ab,a}$	$h^*_{ab,a}$	u^*_d
r00j	39.18	56.94	27.13	63.07	25	m81o	
r25j	42.41	49.1	44.5	66.26	42	o10y	
r50j	52.78	35.22	58.37	68.17	59	o40y	
r75j	64.82	19.12	74.47	76.89	76	o69y	
j00g	82.06	-3.94	97.52	97.6	92	o98y	
j25g	67.26	-26.87	74.67	79.36	110	y34l	
j50g	55.83	-43.45	57.11	71.76	127	y69l	
j75g	47.5	-54.18	38.3	66.35	145	l03c	
g00b	50.07	-44.09	14.13	46.3	162	l23c	
g25b	52.21	-35.66	-6.03	36.17	190	l55c	
g50b	53.9	-29.04	-21.87	36.36	217	l87c	
g75b	49.44	-15.51	-32.31	35.84	244	c20v	
b00r	41.36	1.15	-37.95	37.97	272	c53v	
b25r	28.74	27.19	-46.77	54.1	300	c87v	
b50r	33.74	61.97	-37.81	72.59	329	v68m	
b75r	40.08	64.26	-3.32	64.35	357	m33o	

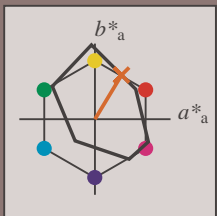


See for similar files: <http://www.ps.bam.de/Ee37/>; <http://www.ps.bam.de/Ee37/10L/L37E00FP.PS/>
 Technical information: <http://www.ps.bam.de> Version 2.1, io=1,1, CIELAB, ColSpX=0

BAM registration: 20081001-Ee37/10L/L37E00FP.PS/ .PDF BAM material: code=rh4ta
 application for evaluation and measurement of printer or monitor systems

Input and output: Colorimetric Printer Reflective System FRS15_90a for relative CIELAB hue $h^* = lab^*h^* = h_{ab}^*/360 = 0.164$
 data for any colour:

lab^*tch^* and lab^*icu^*
 Hue texts:
 $u^*_e = r50j$ $u^*_d = o40y$
 contrast reduction factor:
 $c_R = 0.9$
 triangle lightness t^*



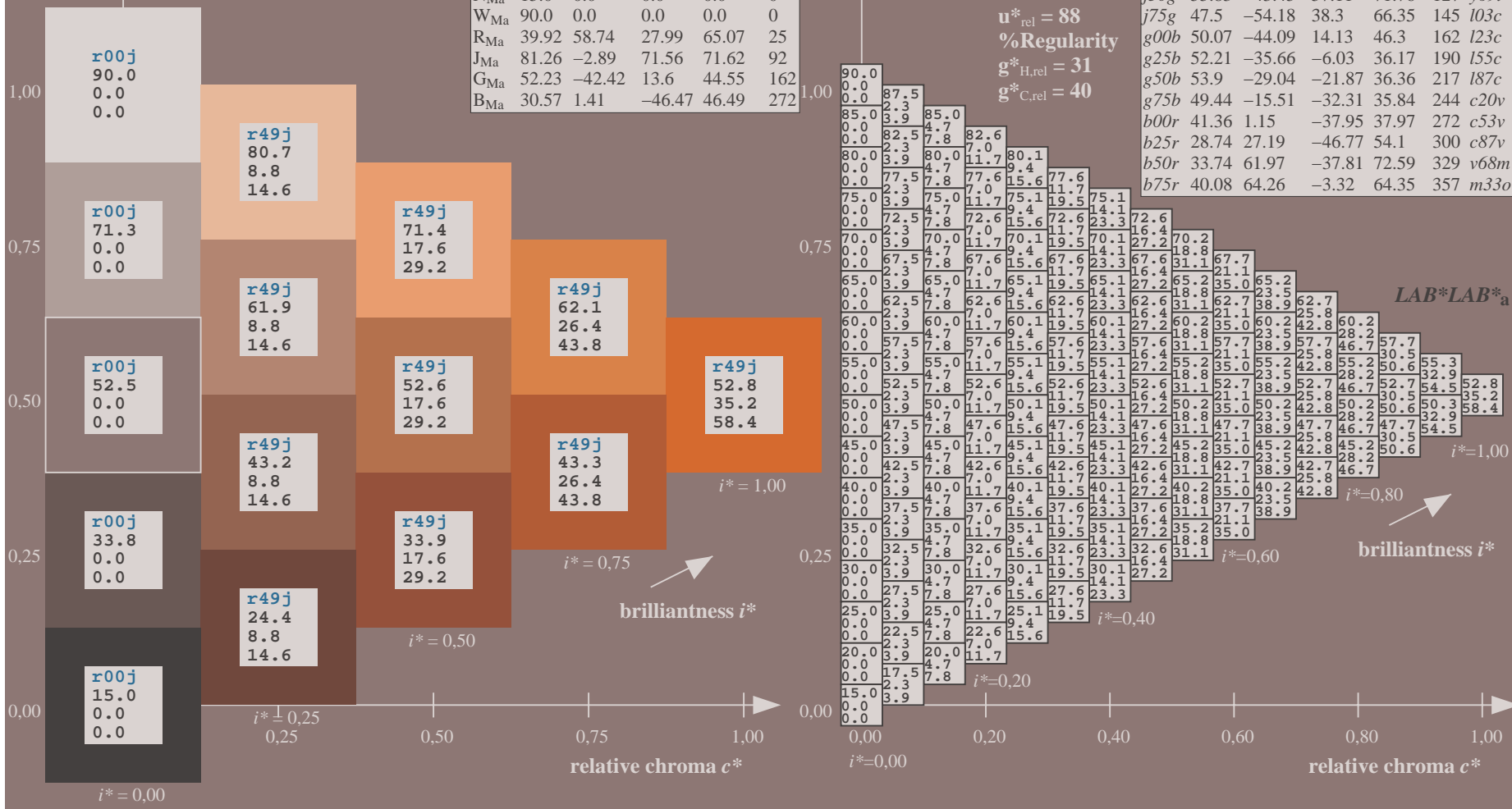
FRS15_90a; adapted (a) CIELAB data						
	u^*_e	$L^*=L^*_a$	a^*_a	b^*_a	$C^*_{ab,a}$	$h^*_{ab,a}$
O _{Ma}	38.8	53.92	39.68	66.95	36	
Y _{Ma}	82.58	-4.64	98.22	98.33	93	
L _{Ma}	46.95	-56.34	43.46	71.15	142	
C _{Ma}	54.62	-26.2	-28.68	38.85	228	
V _{Ma}	20.01	45.2	-52.87	69.56	311	
M _{Ma}	40.88	70.68	-29.99	76.78	337	
N _{Ma}	15.0	0.0	0.0	0.0	0	
W _{Ma}	90.0	0.0	0.0	0.0	0	
R _{Ma}	39.92	58.74	27.99	65.07	25	
J _{Ma}	81.26	-2.89	71.56	71.62	92	
G _{Ma}	52.23	-42.42	13.6	44.55	162	
B _{Ma}	30.57	1.41	-46.47	46.49	272	

Data for maximum colour (Ma):

$LAB^*LAB^*_Ma$: 53 35 58
 $LAB^*LCH^*_Ma$: 53 68 58
 $lab^*rgb^*_Ma$: 1.0 0.5 0.0
 $lab^*olv^*_Ma$: 1.0 0.4 0.0
 triangle lightness t^*

%Gamut
 $u^*_{rel} = 88$
 %Regularity
 $g^*_{H,rel} = 31$
 $g^*_{C,rel} = 40$

FRS15_90a; adapted (a) CIELAB data							
	u^*_e	$L^*=L^*_a$	a^*_a	b^*_a	$C^*_{ab,a}$	$h^*_{ab,a}$	u^*_d
r00j	39.18	56.94	27.13	63.07	25	m81o	
r25j	42.41	49.1	44.5	66.26	42	o10y	
r50j	52.78	35.22	58.37	68.17	59	o40y	
r75j	64.82	19.12	74.47	76.89	76	o69y	
j00g	82.06	-3.94	97.52	97.6	92	o98y	
j25g	67.26	-26.87	74.67	79.36	110	y34l	
j50g	55.83	-43.45	57.11	71.76	127	y69l	
j75g	47.5	-54.18	38.3	66.35	145	l03c	
g00b	50.07	-44.09	14.13	46.3	162	l23c	
g25b	52.21	-35.66	-6.03	36.17	190	l55c	
g50b	53.9	-29.04	-21.87	36.36	217	l87c	
g75b	49.44	-15.51	-32.31	35.84	244	c20v	
b00r	41.36	1.15	-37.95	37.97	272	c53v	
b25r	28.74	27.19	-46.77	54.1	300	c87v	
b50r	33.74	61.97	-37.81	72.59	329	v68m	
b75r	40.08	64.26	-3.32	64.35	357	m33o	



See for similar files: <http://www.ps.bam.de/Ee37/>; www.ps.bam.de/Ee37/
 Technical information: <http://www.ps.bam.de> Version 2.1, io=1,1, CIELAB, ColSpX=0

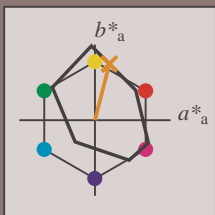
BAM registration: 20081001-Ee37/10L/L37E00FP.PS/.PDF BAM material: code=rhadata
 application for evaluation and measurement of printer or monitor systems

Input and output: Colorimetric Printer Reflective System FRS15_90a for relative CIELAB hue $h^* = lab^*h^* = h_{ab}/360 = 0.21$

data for any colour:
 lab^*tch^* and lab^*icu^*

Hue texts:

$u^*_e = r75j$ $u^*_d = o69y$
 contrast reduction factor:
 $c_R = 0.9$
 triangle lightness t^*



FRS15_90a; adapted (a) CIELAB data						
	u^*_e	$L^*=L^*_a$	a^*_a	b^*_a	$C^*_{ab,a}$	$h^*_{ab,a}$
O _{Ma}	38.8	53.92	39.68	66.95	36	
Y _{Ma}	82.58	-4.64	98.22	98.33	93	
L _{Ma}	46.95	-56.34	43.46	71.15	142	
C _{Ma}	54.62	-26.2	-28.68	38.85	228	
V _{Ma}	20.01	45.2	-52.87	69.56	311	
M _{Ma}	40.88	70.68	-29.99	76.78	337	
N _{Ma}	15.0	0.0	0.0	0.0	0	
W _{Ma}	90.0	0.0	0.0	0.0	0	
R _{Ma}	39.92	58.74	27.99	65.07	25	
J _{Ma}	81.26	-2.89	71.56	71.62	92	
G _{Ma}	52.23	-42.42	13.6	44.55	162	
B _{Ma}	30.57	1.41	-46.47	46.49	272	

$u^*_e = r75j$
 $LAB^*LAB^*_a$

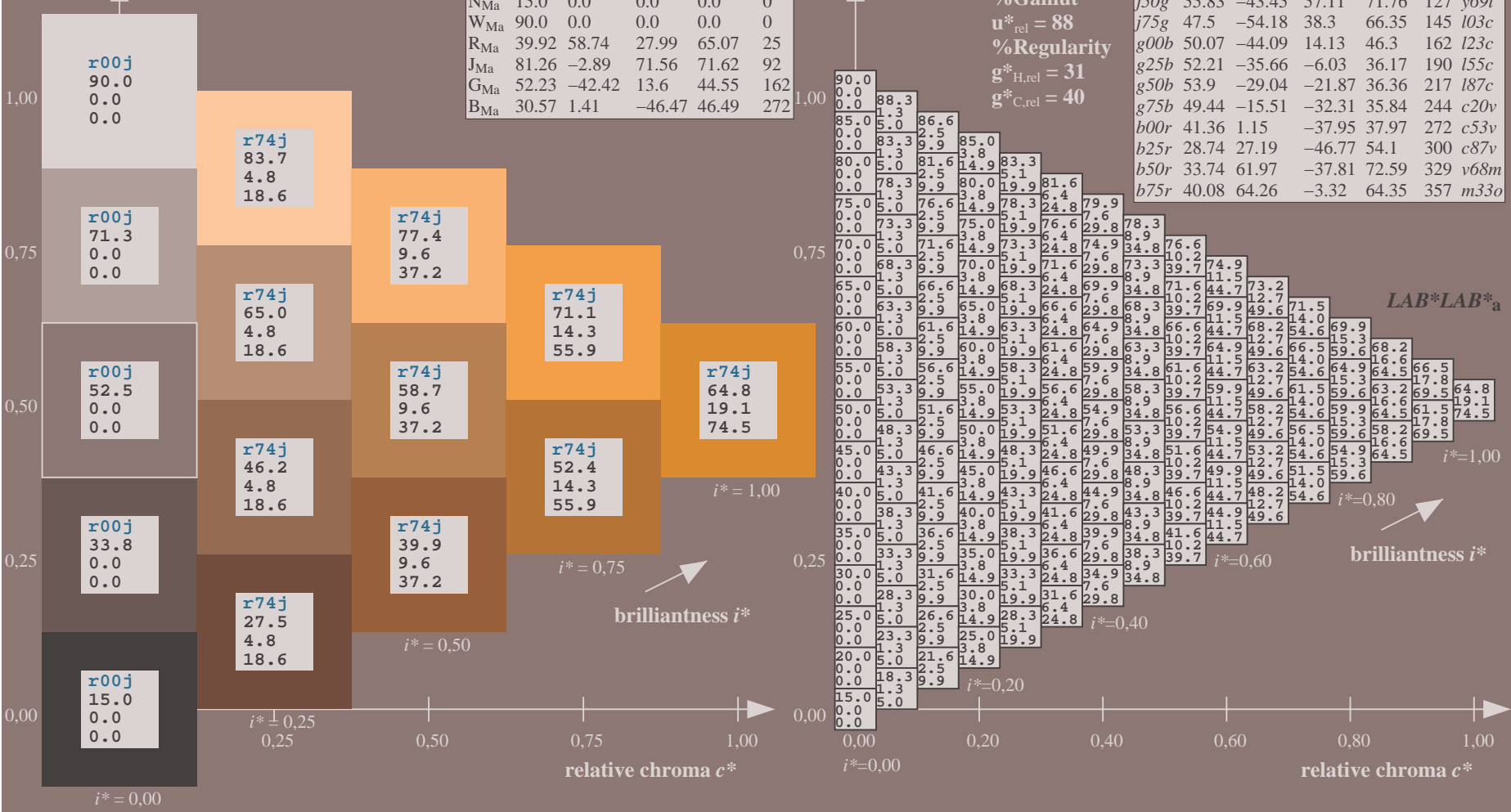
Data for maximum colour (Ma):

$LAB^*LAB^*_Ma: 65\ 19\ 74$
 $LAB^*LCH^*_Ma: 65\ 77\ 75$
 $lab^*rgb^*_Ma: 1.0\ 0.75\ 0.0$
 $lab^*olv^*_Ma: 1.0\ 0.7\ 0.0$

FRS15_90a; adapted (a) CIELAB data							
	u^*_e	$L^*=L^*_a$	a^*_a	b^*_a	$C^*_{ab,a}$	$h^*_{ab,a}$	u^*_d
r00j	39.18	56.94	27.13	63.07	25	m81o	
r25j	42.41	49.1	44.5	66.26	42	o10y	
r50j	52.78	35.22	58.37	68.17	59	o40y	
r75j	64.82	19.12	74.47	76.89	76	o69y	
j00g	82.06	-3.94	97.52	97.6	92	o98y	
j25g	67.26	-26.87	74.67	79.36	110	y34l	
j50g	55.83	-43.45	57.11	71.76	127	y69l	
j75g	47.5	-54.18	38.3	66.35	145	l03c	
g00b	50.07	-44.09	14.13	46.3	162	l23c	
g25b	52.21	-35.66	-6.03	36.17	190	l55c	
g50b	53.9	-29.04	-21.87	36.36	217	l87c	
g75b	49.44	-15.51	-32.31	35.84	244	c20v	
b00r	41.36	1.15	-37.95	37.97	272	c53v	
b25r	28.74	27.19	-46.77	54.1	300	c87v	
b50r	33.74	61.97	-37.81	72.59	329	v68m	
b75r	40.08	64.26	-3.32	64.35	357	m33o	

triangle lightness t^*

%Gamut
 $u^*_{rel} = 88$
 %Regularity
 $g^*_{H,rel} = 31$
 $g^*_{C,rel} = 40$

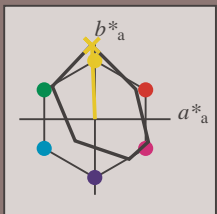


See for similar files: <http://www.ps.bam.de/Ee37/>; www.ps.bam.de/Ee37/; www.ps.bam.de/Ee37/
 Technical information: <http://www.ps.bam.de> Version 2.1, io=1,1, CIELAB, ColSpX=0

BAM registration: 20081001-Ee37/10L/L37E00FP.PS/.PDF BAM material: code=rh4ta
 application for evaluation and measurement of printer or monitor systems

Input and output: Colorimetric Printer Reflective System FRS15_90a for relative CIELAB hue $h^* = lab^*h^* = h_{ab}/360 = 0.256$
 data for any colour:
 lab^*tch^* and lab^*icu^*

Hue texts:
 $u^*_e = j00g$ $u^*_d = o98y$
 contrast reduction factor:
 $c_R = 0.9$
 triangle lightness t^*



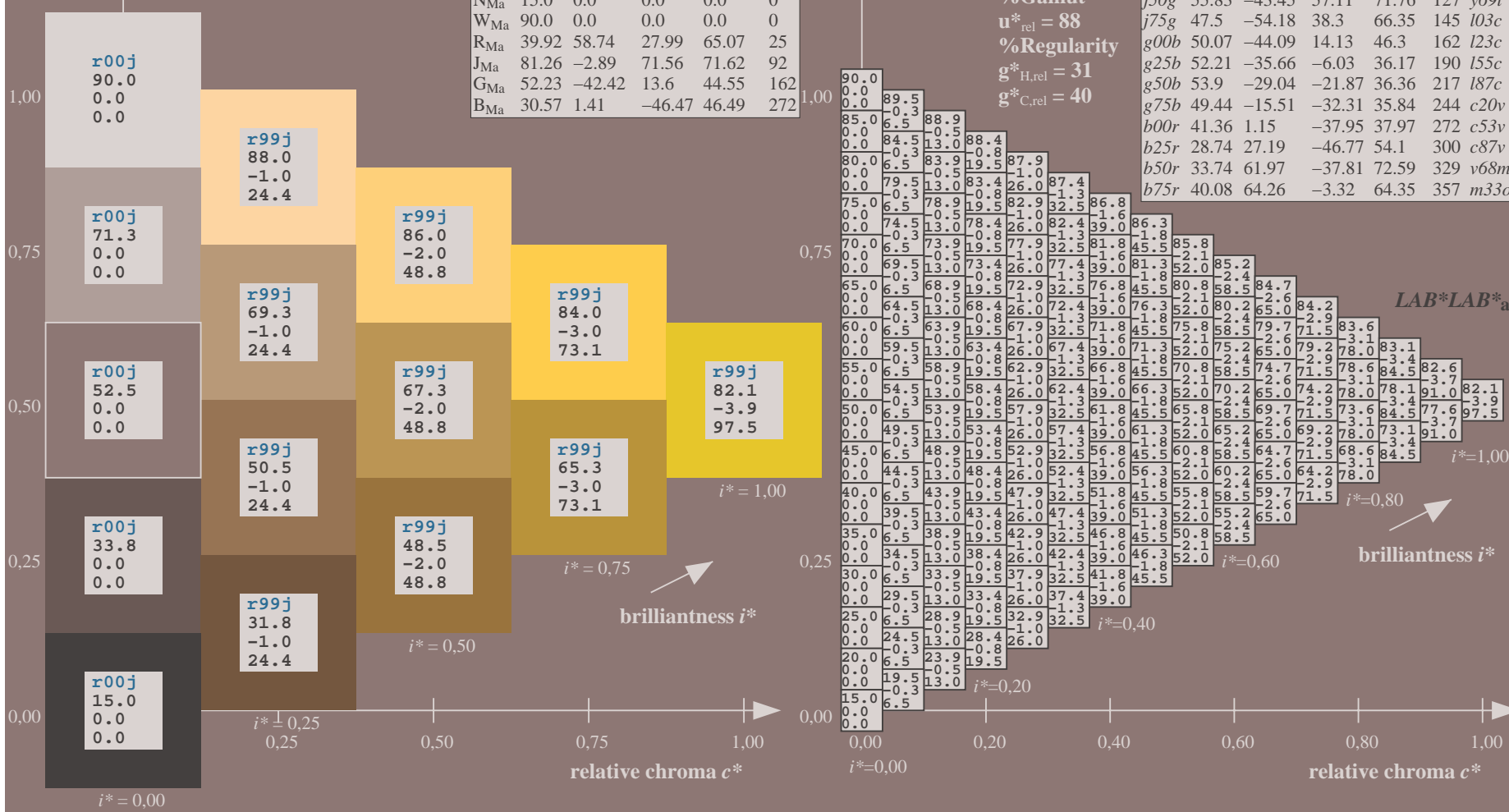
FRS15_90a; adapted (a) CIELAB data						
	u^*_e	$L^*=L^*_a$	a^*_a	b^*_a	$C^*_{ab,a}$	$h^*_{ab,a}$
O _{Ma}	38.8	53.92	39.68	66.95	36	
Y _{Ma}	82.58	-4.64	98.22	98.33	93	
L _{Ma}	46.95	-56.34	43.46	71.15	142	
C _{Ma}	54.62	-26.2	-28.68	38.85	228	
V _{Ma}	20.01	45.2	-52.87	69.56	311	
M _{Ma}	40.88	70.68	-29.99	76.78	337	
N _{Ma}	15.0	0.0	0.0	0.0	0	
W _{Ma}	90.0	0.0	0.0	0.0	0	
R _{Ma}	39.92	58.74	27.99	65.07	25	
J _{Ma}	81.26	-2.89	71.56	71.62	92	
G _{Ma}	52.23	-42.42	13.6	44.55	162	
B _{Ma}	30.57	1.41	-46.47	46.49	272	

Data for maximum colour (Ma):

$LAB^*LAB^*_Ma: 82 -4 98$
 $LAB^*LCH^*_Ma: 82 98 92$
 $lab^*rgb^*_Ma: 1.0 1.0 0.0$
 $lab^*olv^*_Ma: 1.0 0.99 0.0$
 triangle lightness t^*

FRS15_90a; adapted (a) CIELAB data							
	u^*_e	$L^*=L^*_a$	a^*_a	b^*_a	$C^*_{ab,a}$	$h^*_{ab,a}$	u^*_d
r00j	39.18	56.94	27.13	63.07	25	m81o	
r25j	42.41	49.1	44.5	66.26	42	o10y	
r50j	52.78	35.22	58.37	68.17	59	o40y	
r75j	64.82	19.12	74.47	76.89	76	o69y	
j00g	82.06	-3.94	97.52	97.6	92	o98y	
j25g	67.26	-26.87	74.67	79.36	110	y34l	
j50g	55.83	-43.45	57.11	71.76	127	y69l	
j75g	47.5	-54.18	38.3	66.35	145	l03c	
g00b	50.07	-44.09	14.13	46.3	162	l23c	
g25b	52.21	-35.66	-6.03	36.17	190	l55c	
g50b	53.9	-29.04	-21.87	36.36	217	l87c	
g75b	49.44	-15.51	-32.31	35.84	244	c20v	
b00r	41.36	1.15	-37.95	37.97	272	c53v	
b25r	28.74	27.19	-46.77	54.1	300	c87v	
b50r	33.74	61.97	-37.81	72.59	329	v68m	
b75r	40.08	64.26	-3.32	64.35	357	m33o	

%Gamut
 $u^*_{rel} = 88$
 %Regularity
 $g^*_{H,rel} = 31$
 $g^*_{C,rel} = 40$

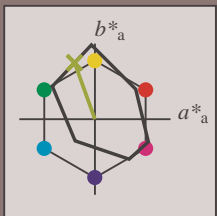


See for similar files: <http://www.ps.bam.de/Ee37/>; www.ps.bam.de/Ee37/
 Technical information: <http://www.ps.bam.de> Version 2.1, io=1,1, CIELAB, ColSpX=0

BAM registration: 20081001-Ee37/10L/L37E00FP.PS/.PDF BAM material: code=rh4ta
 application for evaluation and measurement of printer or monitor systems

Input and output: Colorimetric Printer Reflective System FRS15_90a for relative CIELAB hue $h^* = lab^*h^* = h_{ab}/360 = 0.305$
 data for any colour:
 lab^*tch^* and lab^*icu^*

Hue texts:
 $u^*_e = j25g$ $u^*_d = y34l$
 contrast reduction factor:
 $c_R = 0.9$
 triangle lightness t^*



FRS15_90a; adapted (a) CIELAB data

	u^*_e	$L^*=L^*_a$	a^*_a	b^*_a	$C^*_{ab,a}$	$h^*_{ab,a}$
O _{Ma}	38.8	53.92	39.68	66.95	36	
Y _{Ma}	82.58	-4.64	98.22	98.33	93	
L _{Ma}	46.95	-56.34	43.46	71.15	142	
C _{Ma}	54.62	-26.2	-28.68	38.85	228	
V _{Ma}	20.01	45.2	-52.87	69.56	311	
M _{Ma}	40.88	70.68	-29.99	76.78	337	
N _{Ma}	15.0	0.0	0.0	0.0	0	
W _{Ma}	90.0	0.0	0.0	0.0	0	
R _{Ma}	39.92	58.74	27.99	65.07	25	
J _{Ma}	81.26	-2.89	71.56	71.62	92	
G _{Ma}	52.23	-42.42	13.6	44.55	162	
B _{Ma}	30.57	1.41	-46.47	46.49	272	

Data for maximum colour (Ma):

$LAB^*LAB^*_Ma: 67 -27 75$

$LAB^*LCH^*_Ma: 67 79 109$

$lab^*rgb^*_Ma: 0.75 1.0 0.0$

$lab^*olv^*_Ma: 0.66 1.0 0.0$

triangle lightness t^*

%Gamut

$u^*_{rel} = 88$

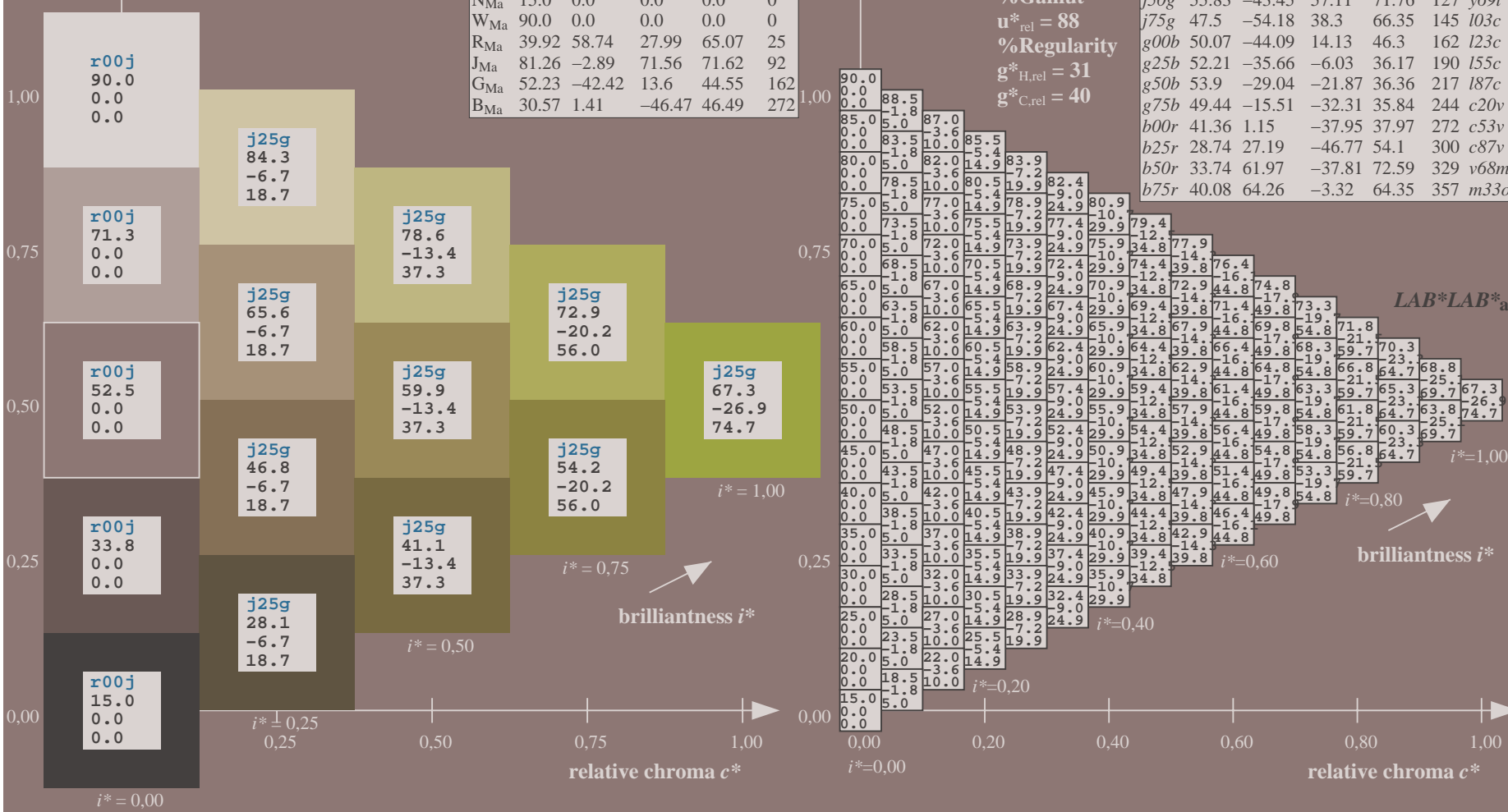
%Regularity

$g^*_{H,rel} = 31$

$g^*_{C,rel} = 40$

FRS15_90a; adapted (a) CIELAB data

	u^*_e	$L^*=L^*_a$	a^*_a	b^*_a	$C^*_{ab,a}$	$h^*_{ab,a}$	u^*_d
r00j	39.18	56.94	27.13	63.07	25	m81o	
r25j	42.41	49.1	44.5	66.26	42	o10y	
r50j	52.78	35.22	58.37	68.17	59	o40y	
r75j	64.82	19.12	74.47	76.89	76	o69y	
j00g	82.06	-3.94	97.52	97.6	92	o98y	
j25g	67.26	-26.87	74.67	79.36	110	y34l	
j50g	55.83	-43.45	57.11	71.76	127	y69l	
j75g	47.5	-54.18	38.3	66.35	145	l03c	
g00b	50.07	-44.09	14.13	46.3	162	l23c	
g25b	52.21	-35.66	-6.03	36.17	190	l55c	
g50b	53.9	-29.04	-21.87	36.36	217	l87c	
g75b	49.44	-15.51	-32.31	35.84	244	c20v	
b00r	41.36	1.15	-37.95	37.97	272	c53v	
b25r	28.74	27.19	-46.77	54.1	300	c87v	
b50r	33.74	61.97	-37.81	72.59	329	v68m	
b75r	40.08	64.26	-3.32	64.35	357	m33o	



See for similar files: <http://www.ps.bam.de/Ee37/>; www.ps.bam.de/Ee37/; www.ps.bam.de/Ee37/
 Technical information: <http://www.ps.bam.de> Version 2.1, io=1,1, CIELAB, ColSpX=0

BAM registration: 20081001-Ee37/10L/L37E00FP.PS/.PDF BAM material: code=rhadata
 application for evaluation and measurement of printer or monitor systems

Input and output: Colorimetric Printer Reflective System FRS15_90a for relative CIELAB hue $h^* = lab^*h^* = h_{ab}/360 = 0.354$

data for any colour:

lab^*tch^* and lab^*icu^*

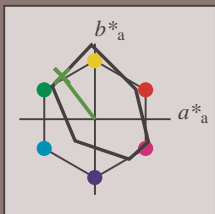
Hue texts:

$u^*_e = j50g$ $u^*_d = y69l$

contrast reduction factor:

$c_R = 0.9$

triangle lightness t^*



FRS15_90a; adapted (a) CIELAB data

	u^*_e	$L^*=L^*_a$	a^*_a	b^*_a	$C^*_{ab,a}$	$h^*_{ab,a}$
O _{Ma}	38.8	53.92	39.68	66.95	36	
Y _{Ma}	82.58	-4.64	98.22	98.33	93	
L _{Ma}	46.95	-56.34	43.46	71.15	142	
C _{Ma}	54.62	-26.2	-28.68	38.85	228	
V _{Ma}	20.01	45.2	-52.87	69.56	311	
M _{Ma}	40.88	70.68	-29.99	76.78	337	
N _{Ma}	15.0	0.0	0.0	0.0	0	
W _{Ma}	90.0	0.0	0.0	0.0	0	
R _{Ma}	39.92	58.74	27.99	65.07	25	
J _{Ma}	81.26	-2.89	71.56	71.62	92	
G _{Ma}	52.23	-42.42	13.6	44.55	162	
B _{Ma}	30.57	1.41	-46.47	46.49	272	

Data for maximum colour (Ma):

$LAB^*LAB^*_Ma$: 56 -43 57

$LAB^*LCH^*_Ma$: 56 72 127

$lab^*rgb^*_Ma$: 0.5 1.0 0.0

$lab^*olv^*_Ma$: 0.3 1.0 0.0

triangle lightness t^*

%Gamut

$u^*_{rel} = 88$

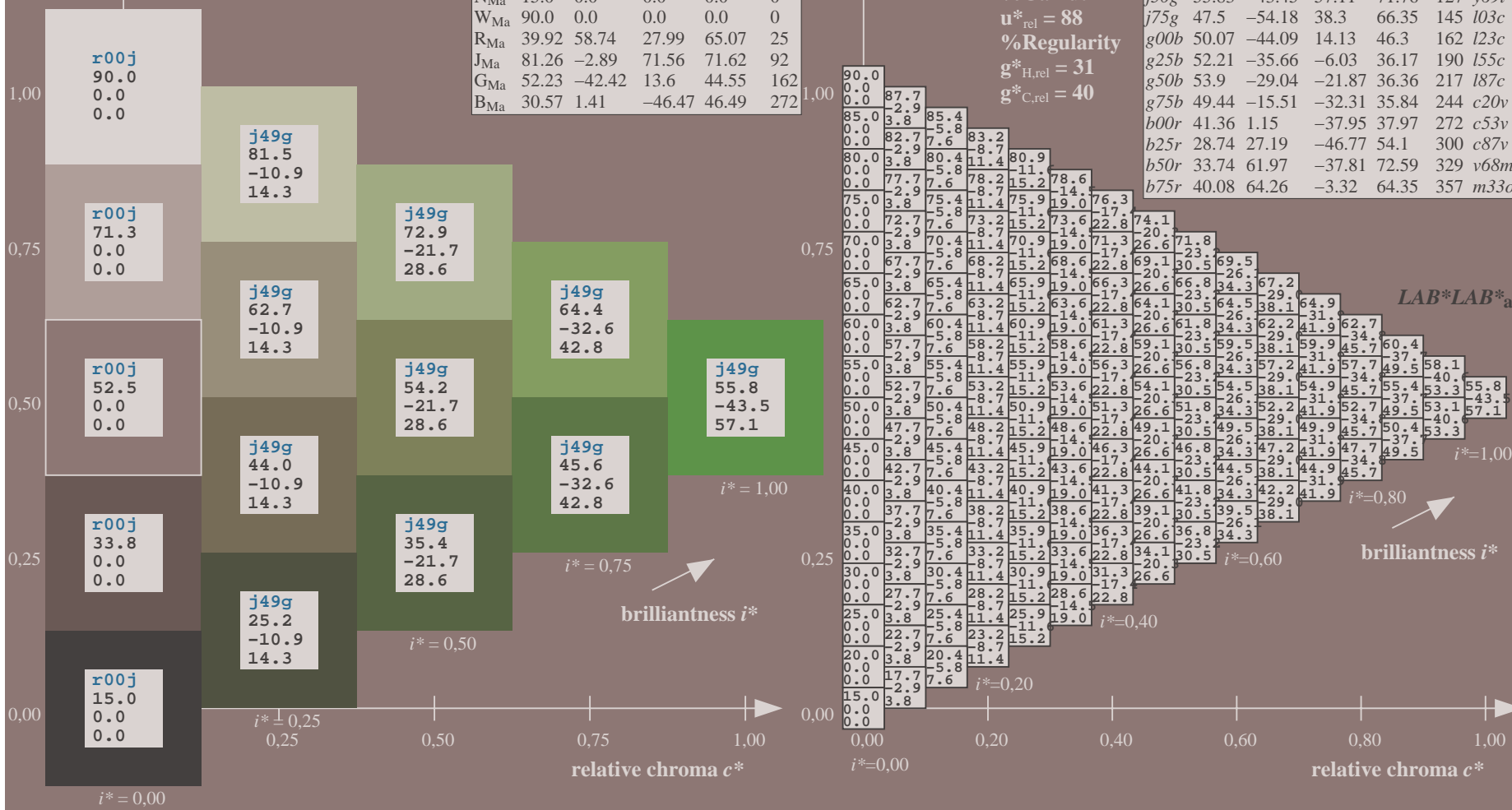
%Regularity

$g^*_{H,rel} = 31$

$g^*_{C,rel} = 40$

FRS15_90a; adapted (a) CIELAB data

	u^*_e	$L^*=L^*_a$	a^*_a	b^*_a	$C^*_{ab,a}$	$h^*_{ab,a}$	u^*_d
r00j	39.18	56.94	27.13	63.07	25	m81o	
r25j	42.41	49.1	44.5	66.26	42	o10y	
r50j	52.78	35.22	58.37	68.17	59	o40y	
r75j	64.82	19.12	74.47	76.89	76	o69y	
j00g	82.06	-3.94	97.52	97.6	92	o98y	
j25g	67.26	-26.87	74.67	79.36	110	y34l	
j50g	55.83	-43.45	57.11	71.76	127	y69l	
j75g	47.5	-54.18	38.3	66.35	145	l03c	
g00b	50.07	-44.09	14.13	46.3	162	l23c	
g25b	52.21	-35.66	-6.03	36.17	190	l55c	
g50b	53.9	-29.04	-21.87	36.36	217	l87c	
g75b	49.44	-15.51	-32.31	35.84	244	c20v	
b00r	41.36	1.15	-37.95	37.97	272	c53v	
b25r	28.74	27.19	-46.77	54.1	300	c87v	
b50r	33.74	61.97	-37.81	72.59	329	v68m	
b75r	40.08	64.26	-3.32	64.35	357	m33o	

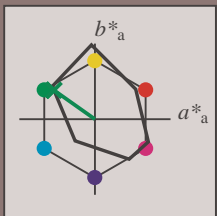


See for similar files: <http://www.ps.bam.de/Ee37/>; <http://www.ps.bam.de/Ee37/10L/L37E00FP.PS/>; <http://www.ps.bam.de/Ee37/10L/L37E00FP.DAT>
 Technical information: <http://www.ps.bam.de> Version 2.1, io=1,1, CIELAB, ColSpX=0

BAM registration: 20081001-Ee37/10L/L37E00FP.PS/.PDF BAM material: code=rh4ta
 application for evaluation and measurement of printer or monitor systems

Input and output: Colorimetric Printer Reflective System FRS15_90a for relative CIELAB hue $h^* = lab^*h^* = h_{ab}/360 = 0.402$
 data for any colour:

lab^*tch^* and lab^*icu^*
 Hue texts:
 $u^*_e = j75g$ $u^*_d = i03c$
 contrast reduction factor:
 $c_R = 0.9$
 triangle lightness t^*



FRS15_90a; adapted (a) CIELAB data

	u^*_e	$L^*=L^*_a$	a^*_a	b^*_a	$C^*_{ab,a}$	$h^*_{ab,a}$
O _{Ma}	38.8	53.92	39.68	66.95	36	
Y _{Ma}	82.58	-4.64	98.22	98.33	93	
L _{Ma}	46.95	-56.34	43.46	71.15	142	
C _{Ma}	54.62	-26.2	-28.68	38.85	228	
V _{Ma}	20.01	45.2	-52.87	69.56	311	
M _{Ma}	40.88	70.68	-29.99	76.78	337	
N _{Ma}	15.0	0.0	0.0	0.0	0	
W _{Ma}	90.0	0.0	0.0	0.0	0	
R _{Ma}	39.92	58.74	27.99	65.07	25	
J _{Ma}	81.26	-2.89	71.56	71.62	92	
G _{Ma}	52.23	-42.42	13.6	44.55	162	
B _{Ma}	30.57	1.41	-46.47	46.49	272	

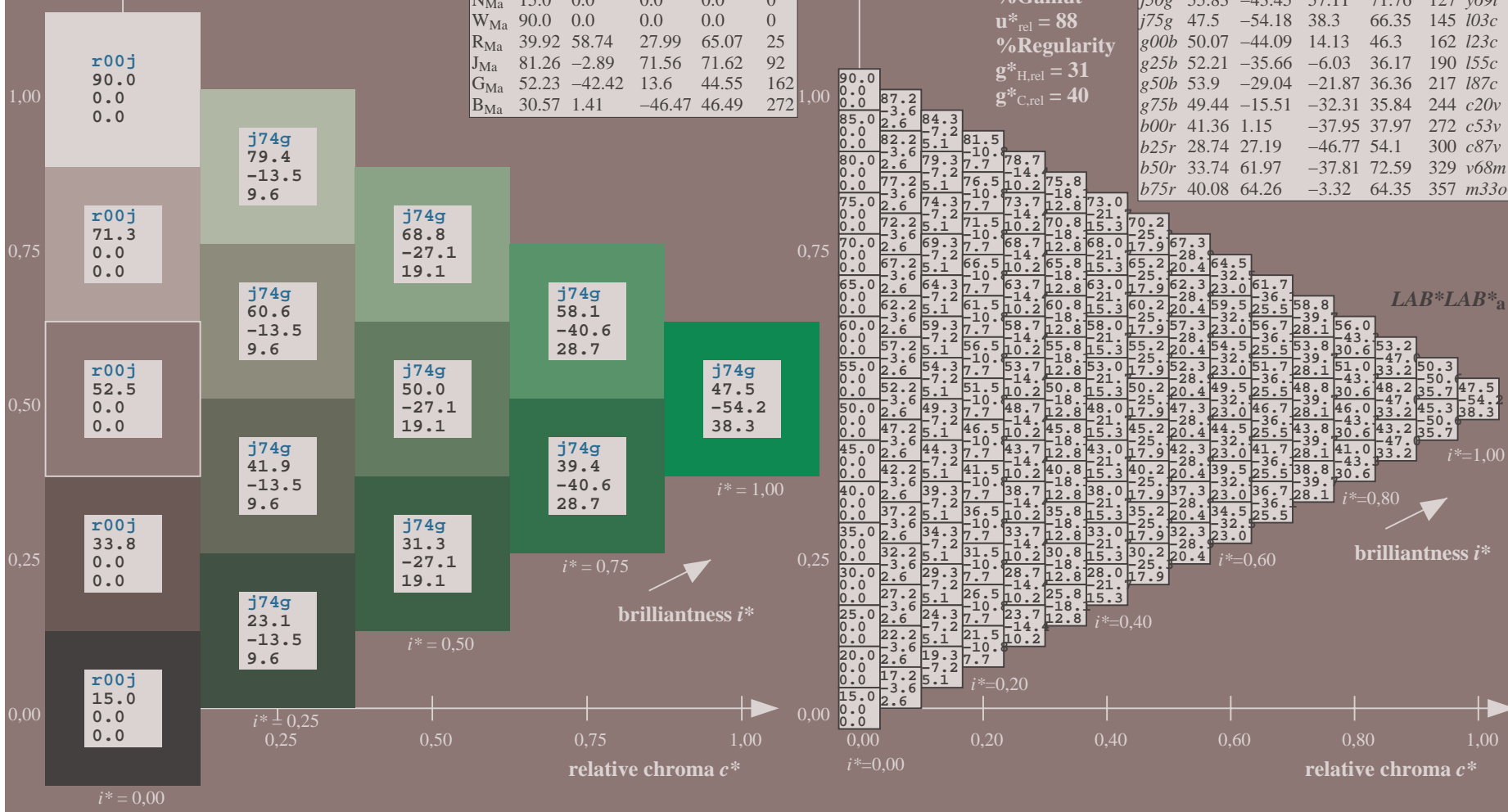
Data for maximum colour (Ma):

$LAB^*LAB^*_Ma$: 48 -54 38
 $LAB^*LCH^*_Ma$: 48 66 144
 $lab^*rgb^*_Ma$: 0.25 1.0 0.0
 $lab^*olv^*_Ma$: 0.0 1.0 0.03
 triangle lightness t^*

FRS15_90a; adapted (a) CIELAB data

	u^*_e	$L^*=L^*_a$	a^*_a	b^*_a	$C^*_{ab,a}$	$h^*_{ab,a}$	u^*_d
r00j	39.18	56.94	27.13	63.07	25	m81o	
r25j	42.41	49.1	44.5	66.26	42	o10y	
r50j	52.78	35.22	58.37	68.17	59	o40y	
r75j	64.82	19.12	74.47	76.89	76	o69y	
j00g	82.06	-3.94	97.52	97.6	92	o98y	
j25g	67.26	-26.87	74.67	79.36	110	y34l	
j50g	55.83	-43.45	57.11	71.76	127	y69l	
j75g	47.5	-54.18	38.3	66.35	145	i03c	
g00b	50.07	-44.09	14.13	46.3	162	i23c	
g25b	52.21	-35.66	-6.03	36.17	190	i55c	
g50b	53.9	-29.04	-21.87	36.36	217	i87c	
g75b	49.44	-15.51	-32.31	35.84	244	c20v	
b00r	41.36	1.15	-37.95	37.97	272	c53v	
b25r	28.74	27.19	-46.77	54.1	300	c87v	
b50r	33.74	61.97	-37.81	72.59	329	v68m	
b75r	40.08	64.26	-3.32	64.35	357	m33o	

%Gamut
 $u^*_{rel} = 88$
 %Regularity
 $g^*_{H,rel} = 31$
 $g^*_{C,rel} = 40$

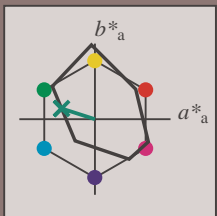


See for similar files: <http://www.ps.bam.de/Ee37/>; www.ps.bam.de/Ee37/10L/L37E00FP.PS/.PDF
 Technical information: <http://www.ps.bam.de> Version 2.1, io=1,1, CIELAB, ColSpX=0

BAM registration: 20081001-Ee37/10L/L37E00FP.PS/.PDF BAM material: code=rh4ta
 application for evaluation and measurement of printer or monitor systems

Input and output: Colorimetric Printer Reflective System FRS15_90a for relative CIELAB hue $h^* = lab^*h^* = h_{ab}/360 = 0.451$
 data for any colour:
 lab^*tch^* and lab^*icu^*

Hue texts:
 $u^*_e = g00b$ $u^*_d = l23c$
 contrast reduction factor:
 $c_R = 0.9$
 triangle lightness t^*



FRS15_90a; adapted (a) CIELAB data

	u^*_e	$L^*=L^*_a$	a^*_a	b^*_a	$C^*_{ab,a}$	$h^*_{ab,a}$
O _{Ma}	38.8	53.92	39.68	66.95	36	
Y _{Ma}	82.58	-4.64	98.22	98.33	93	
L _{Ma}	46.95	-56.34	43.46	71.15	142	
C _{Ma}	54.62	-26.2	-28.68	38.85	228	
V _{Ma}	20.01	45.2	-52.87	69.56	311	
M _{Ma}	40.88	70.68	-29.99	76.78	337	
N _{Ma}	15.0	0.0	0.0	0.0	0	
W _{Ma}	90.0	0.0	0.0	0.0	0	
R _{Ma}	39.92	58.74	27.99	65.07	25	
J _{Ma}	81.26	-2.89	71.56	71.62	92	
G _{Ma}	52.23	-42.42	13.6	44.55	162	
B _{Ma}	30.57	1.41	-46.47	46.49	272	

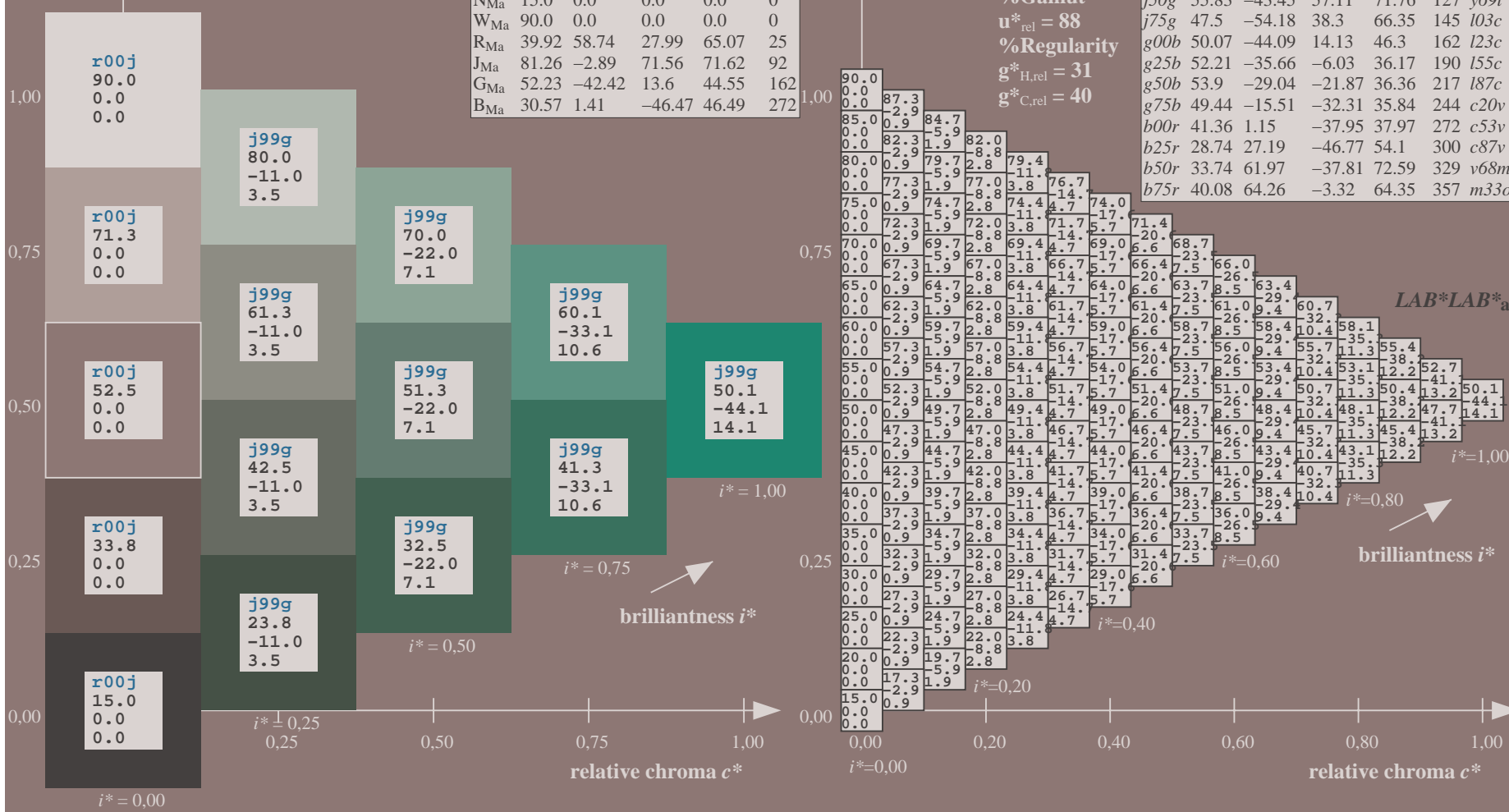
Data for maximum colour (Ma):

$LAB^*LAB^*_Ma$: 50 -44 14
 $LAB^*LCH^*_Ma$: 50 46 162
 $lab^*rgb^*_Ma$: 0.0 1.0 0.0
 $lab^*olv^*_Ma$: 0.0 1.0 0.23
 triangle lightness t^*

FRS15_90a; adapted (a) CIELAB data

	u^*_e	$L^*=L^*_a$	a^*_a	b^*_a	$C^*_{ab,a}$	$h^*_{ab,a}$	u^*_d
r00j	39.18	56.94	27.13	63.07	25	m81o	
r25j	42.41	49.1	44.5	66.26	42	o10y	
r50j	52.78	35.22	58.37	68.17	59	o40y	
r75j	64.82	19.12	74.47	76.89	76	o69y	
j00g	82.06	-3.94	97.52	97.6	92	o98y	
j25g	67.26	-26.87	74.67	79.36	110	y34l	
j50g	55.83	-43.45	57.11	71.76	127	y69l	
j75g	47.5	-54.18	38.3	66.35	145	l03c	
g00b	50.07	-44.09	14.13	46.3	162	l23c	
g25b	52.21	-35.66	-6.03	36.17	190	l55c	
g50b	53.9	-29.04	-21.87	36.36	217	l87c	
g75b	49.44	-15.51	-32.31	35.84	244	c20v	
b00r	41.36	1.15	-37.95	37.97	272	c53v	
b25r	28.74	27.19	-46.77	54.1	300	c87v	
b50r	33.74	61.97	-37.81	72.59	329	v68m	
b75r	40.08	64.26	-3.32	64.35	357	m33o	

%Gamut
 $u^*_{rel} = 88$
 %Regularity
 $g^*_{H,rel} = 31$
 $g^*_{C,rel} = 40$

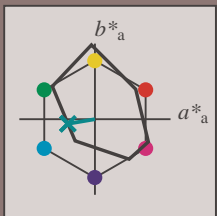


See for similar files: <http://www.ps.bam.de/Ee37/>; [http://www.ps.bam.de/Version 2.1, io=1,1, CIELAB, ColSpX=0](http://www.ps.bam.de/Version%201.1,%20CIELAB,%20ColSpX=0)
 Technical information: <http://www.ps.bam.de>

BAM registration: 20081001-Ee37/10L/L37E00FP.PS/.PDF BAM material: code=rh4ta
 application for evaluation and measurement of printer or monitor systems

Input and output: Colorimetric Printer Reflective System FRS15_90a for relative CIELAB hue $h^* = lab^*h^* = h_{ab}/360 = 0.527$
 data for any colour:

lab^*tch^* and lab^*icu^*
 Hue texts:
 $u^*_e = g25b$ $u^*_d = l55c$
 contrast reduction factor:
 $c_R = 0.9$
 triangle lightness t^*



FRS15_90a; adapted (a) CIELAB data

	u^*_e	$L^*=L^*_a$	a^*_a	b^*_a	$C^*_{ab,a}$	$h^*_{ab,a}$
O _{Ma}	38.8	53.92	39.68	66.95	36	
Y _{Ma}	82.58	-4.64	98.22	98.33	93	
L _{Ma}	46.95	-56.34	43.46	71.15	142	
C _{Ma}	54.62	-26.2	-28.68	38.85	228	
V _{Ma}	20.01	45.2	-52.87	69.56	311	
M _{Ma}	40.88	70.68	-29.99	76.78	337	
N _{Ma}	15.0	0.0	0.0	0.0	0	
W _{Ma}	90.0	0.0	0.0	0.0	0	
R _{Ma}	39.92	58.74	27.99	65.07	25	
J _{Ma}	81.26	-2.89	71.56	71.62	92	
G _{Ma}	52.23	-42.42	13.6	44.55	162	
B _{Ma}	30.57	1.41	-46.47	46.49	272	

Data for maximum colour (Ma):

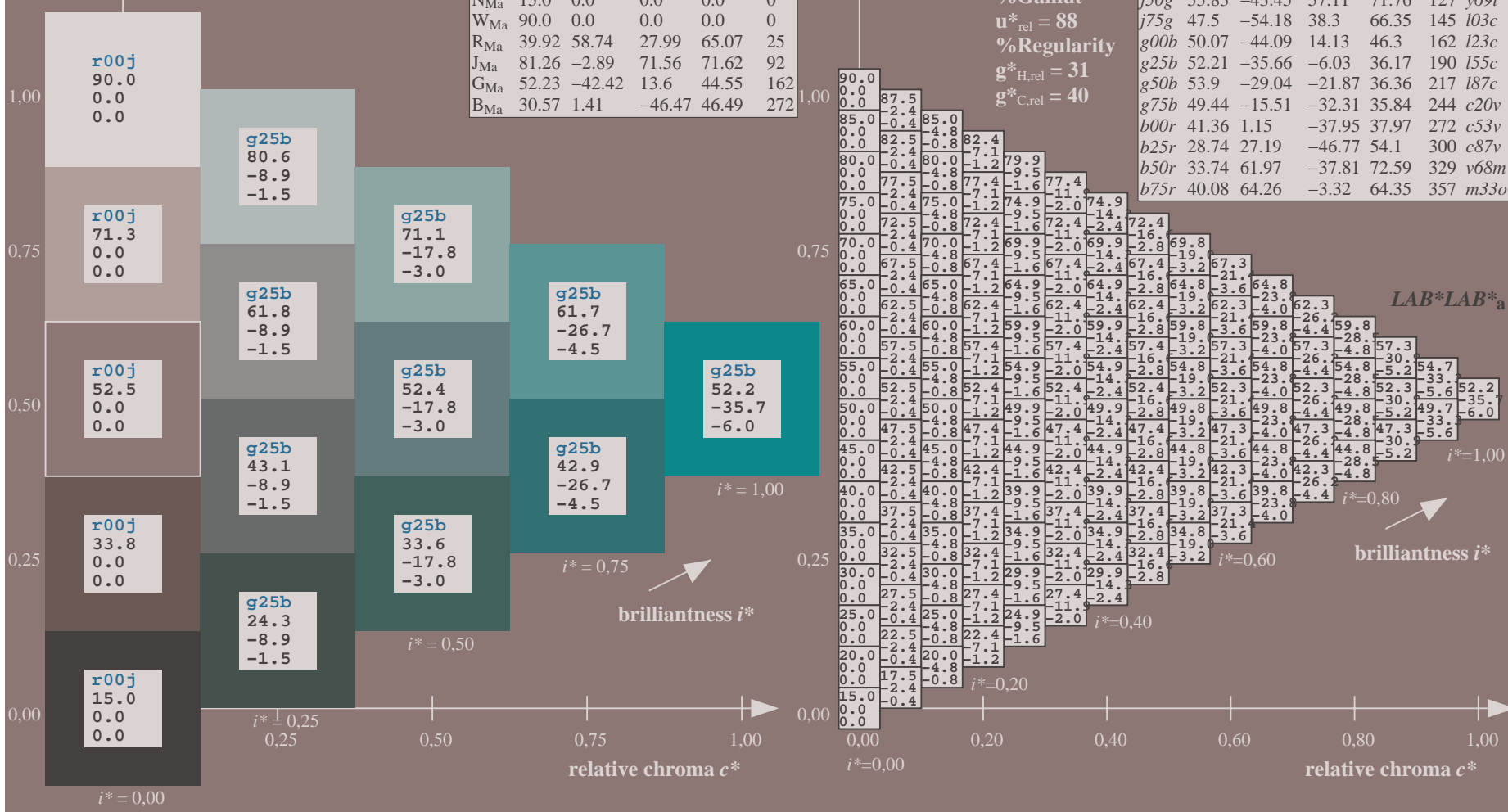
$LAB^*LAB^*_Ma: 52 -36 -6$
 $LAB^*LCH^*_Ma: 52 36 189$
 $lab^*rgb^*_Ma: 0.0 1.0 0.5$
 $lab^*olv^*_Ma: 0.0 1.0 0.55$

triangle lightness t^*

%Gamut
 $u^*_{rel} = 88$
 %Regularity
 $g^*_{H,rel} = 31$
 $g^*_{C,rel} = 40$

FRS15_90a; adapted (a) CIELAB data

	u^*_e	$L^*=L^*_a$	a^*_a	b^*_a	$C^*_{ab,a}$	$h^*_{ab,a}$	u^*_d
r00j	39.18	56.94	27.13	63.07	25	m81o	
r25j	42.41	49.1	44.5	66.26	42	o10y	
r50j	52.78	35.22	58.37	68.17	59	o40y	
r75j	64.82	19.12	74.47	76.89	76	o69y	
j00g	82.06	-3.94	97.52	97.6	92	o98y	
j25g	67.26	-26.87	74.67	79.36	110	y34l	
j50g	55.83	-43.45	57.11	71.76	127	y69l	
j75g	47.5	-54.18	38.3	66.35	145	l03c	
g00b	50.07	-44.09	14.13	46.3	162	l23c	
g25b	52.21	-35.66	-6.03	36.17	190	l55c	
g50b	53.9	-29.04	-21.87	36.36	217	l87c	
g75b	49.44	-15.51	-32.31	35.84	244	c20v	
b00r	41.36	1.15	-37.95	37.97	272	c53v	
b25r	28.74	27.19	-46.77	54.1	300	c87v	
b50r	33.74	61.97	-37.81	72.59	329	v68m	
b75r	40.08	64.26	-3.32	64.35	357	m33o	

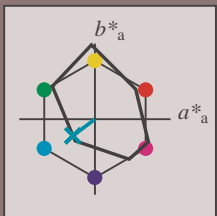


See for similar files: <http://www.ps.bam.de/Ee37/>; www.ps.bam.de/Ee37/
 Technical information: <http://www.ps.bam.de> Version 2.1, io=1,1, CIELAB, ColSpX=0

BAM registration: 20081001-Ee37/10L/L37E00FP.PS/ .PDF BAM material: code=rh4ta
 application for evaluation and measurement of printer or monitor systems

Input and output: Colorimetric Printer Reflective System FRS15_90a for relative CIELAB hue $h^* = lab^*h^* = h_{ab}/360 = 0.603$
 data for any colour:
 lab^*tch^* and lab^*icu^*

Hue texts:
 $u^*_e = g50b$ $u^*_d = l87c$
 contrast reduction factor:
 $c_R = 0.9$
 triangle lightness t^*



FRS15_90a; adapted (a) CIELAB data

	u^*_e	$L^*=L^*_a$	a^*_a	b^*_a	$C^*_{ab,a}$	$h^*_{ab,a}$
O _{Ma}	38.8	53.92	39.68	66.95	36	
Y _{Ma}	82.58	-4.64	98.22	98.33	93	
L _{Ma}	46.95	-56.34	43.46	71.15	142	
C _{Ma}	54.62	-26.2	-28.68	38.85	228	
V _{Ma}	20.01	45.2	-52.87	69.56	311	
M _{Ma}	40.88	70.68	-29.99	76.78	337	
N _{Ma}	15.0	0.0	0.0	0.0	0	
W _{Ma}	90.0	0.0	0.0	0.0	0	
R _{Ma}	39.92	58.74	27.99	65.07	25	
J _{Ma}	81.26	-2.89	71.56	71.62	92	
G _{Ma}	52.23	-42.42	13.6	44.55	162	
B _{Ma}	30.57	1.41	-46.47	46.49	272	

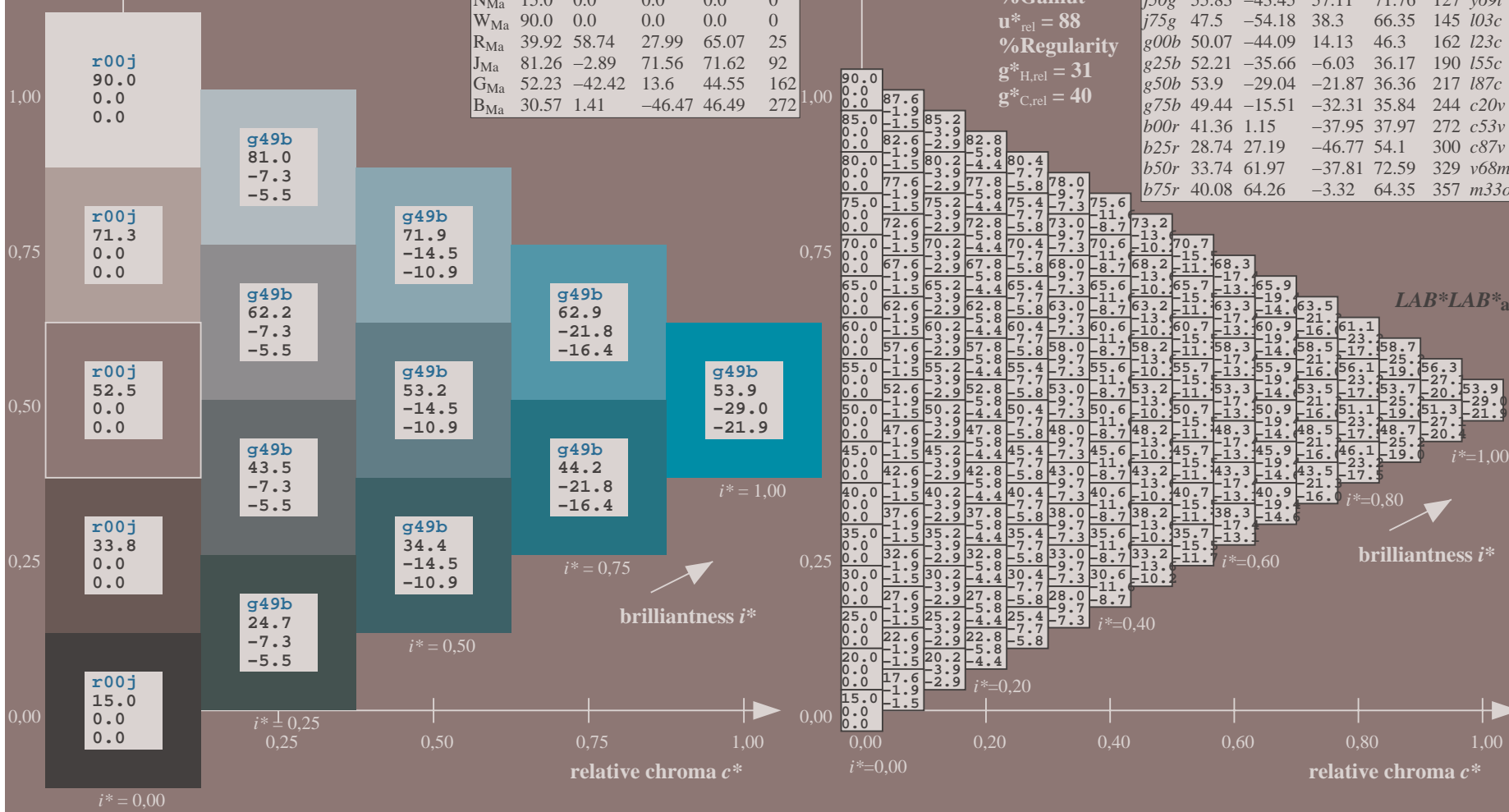
Data for maximum colour (Ma):

$LAB^*LAB^*_Ma$: 54 -29 -22
 $LAB^*LCH^*_Ma$: 54 36 216
 $lab^*rgb^*_Ma$: 0.0 1.0 1.0
 $lab^*olv^*_Ma$: 0.0 1.0 0.88
 triangle lightness t^*

FRS15_90a; adapted (a) CIELAB data

	u^*_e	$L^*=L^*_a$	a^*_a	b^*_a	$C^*_{ab,a}$	$h^*_{ab,a}$	u^*_d
r00j	39.18	56.94	27.13	63.07	25	m81o	
r25j	42.41	49.1	44.5	66.26	42	o10y	
r50j	52.78	35.22	58.37	68.17	59	o40y	
r75j	64.82	19.12	74.47	76.89	76	o69y	
j00g	82.06	-3.94	97.52	97.6	92	o98y	
j25g	67.26	-26.87	74.67	79.36	110	y34l	
j50g	55.83	-43.45	57.11	71.76	127	y69l	
j75g	47.5	-54.18	38.3	66.35	145	l03c	
g00b	50.07	-44.09	14.13	46.3	162	l23c	
g25b	52.21	-35.66	-6.03	36.17	190	l55c	
g50b	53.9	-29.04	-21.87	36.36	217	l87c	
g75b	49.44	-15.51	-32.31	35.84	244	c20v	
b00r	41.36	1.15	-37.95	37.97	272	c53v	
b25r	28.74	27.19	-46.77	54.1	300	c87v	
b50r	33.74	61.97	-37.81	72.59	329	v68m	
b75r	40.08	64.26	-3.32	64.35	357	m33o	

%Gamut
 $u^*_{rel} = 88$
 %Regularity
 $g^*_{H,rel} = 31$
 $g^*_{C,rel} = 40$

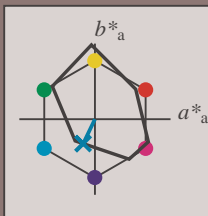


See for similar files: <http://www.ps.bam.de/Ee37/>; www.ps.bam.de/Ee37/; www.ps.bam.de/Ee37/
 Technical information: <http://www.ps.bam.de> Version 2.1, io=1,1, CIELAB, ColSpX=0

BAM registration: 20081001-Ee37/10L/L37E00FP.PS/.PDF BAM material: code=rhadata
 application for evaluation and measurement of printer or monitor systems

Input and output: Colorimetric Printer Reflective System FRS15_90a for relative CIELAB hue $h^* = lab^*h^* = h_{ab}/360 = 0.679$
 data for any colour:

lab^*tch^* and lab^*icu^*
 Hue texts:
 $u^*_e = g75b$ $u^*_d = c20v$
 contrast reduction factor:
 $c_R = 0.9$
 triangle lightness t^*



FRS15_90a; adapted (a) CIELAB data

	u^*_e	$L^*=L^*_a$	a^*_a	b^*_a	$C^*_{ab,a}$	$h^*_{ab,a}$
O _{Ma}	38.8	53.92	39.68	66.95	36	
Y _{Ma}	82.58	-4.64	98.22	98.33	93	
L _{Ma}	46.95	-56.34	43.46	71.15	142	
C _{Ma}	54.62	-26.2	-28.68	38.85	228	
V _{Ma}	20.01	45.2	-52.87	69.56	311	
M _{Ma}	40.88	70.68	-29.99	76.78	337	
N _{Ma}	15.0	0.0	0.0	0.0	0	
W _{Ma}	90.0	0.0	0.0	0.0	0	
R _{Ma}	39.92	58.74	27.99	65.07	25	
J _{Ma}	81.26	-2.89	71.56	71.62	92	
G _{Ma}	52.23	-42.42	13.6	44.55	162	
B _{Ma}	30.57	1.41	-46.47	46.49	272	

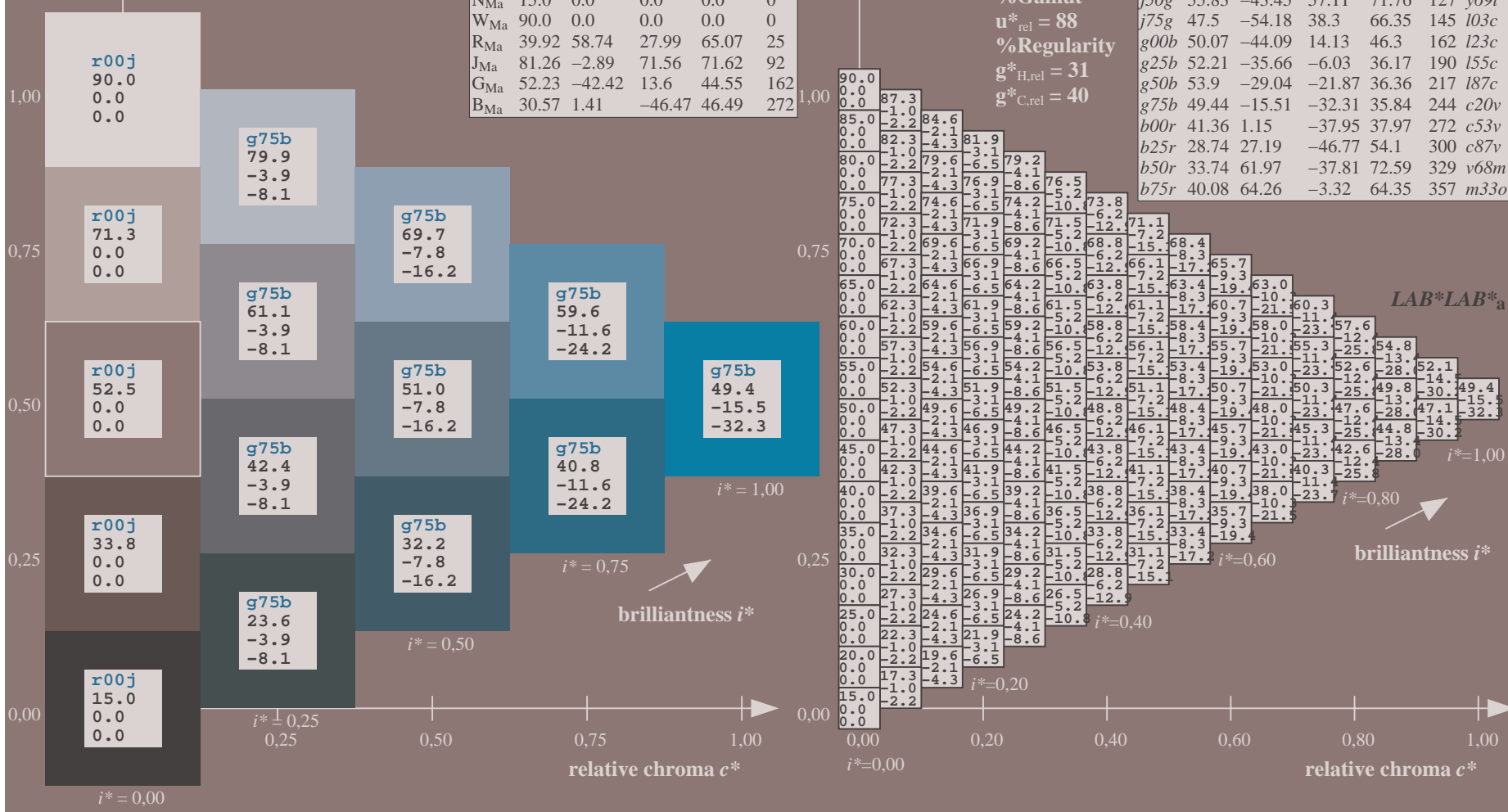
Data for maximum colour (Ma):

$LAB^*LAB^*_Ma$: 49 -16 -32
 $LAB^*LCH^*_Ma$: 49 36 244
 $lab^*rgb^*_Ma$: 0.0 0.5 1.0
 $lab^*olv^*_Ma$: 0.0 0.8 1.0
 triangle lightness t^*

%Gamut
 $u^*_{rel} = 88$
 %Regularity
 $g^*_{H,rel} = 31$
 $g^*_{C,rel} = 40$

FRS15_90a; adapted (a) CIELAB data

	u^*_e	$L^*=L^*_a$	a^*_a	b^*_a	$C^*_{ab,a}$	$h^*_{ab,a}$	u^*_d
r00j	39.18	56.94	27.13	63.07	25	m81o	
r25j	42.41	49.1	44.5	66.26	42	o10y	
r50j	52.78	35.22	58.37	68.17	59	o40y	
r75j	64.82	19.12	74.47	76.89	76	o69y	
j00g	82.06	-3.94	97.52	97.6	92	o98y	
j25g	67.26	-26.87	74.67	79.36	110	y34l	
j50g	55.83	-43.45	57.11	71.76	127	y69l	
j75g	47.5	-54.18	38.3	66.35	145	l03c	
g00b	50.07	-44.09	14.13	46.3	162	l23c	
g25b	52.21	-35.66	-6.03	36.17	190	l55c	
g50b	53.9	-29.04	-21.87	36.36	217	l87c	
g75b	49.44	-15.51	-32.31	35.84	244	c20v	
b00r	41.36	1.15	-37.95	37.97	272	c53v	
b25r	28.74	27.19	-46.77	54.1	300	c87v	
b50r	33.74	61.97	-37.81	72.59	329	v68m	
b75r	40.08	64.26	-3.32	64.35	357	m33o	

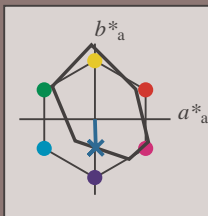


See for similar files: <http://www.ps.bam.de/Ee37/>; www.ps.bam.de/Ee37/; www.ps.bam.de/Ee37/
 Technical information: <http://www.ps.bam.de> Version 2.1, io=1,1, CIELAB, ColSpX=0

BAM registration: 20081001-Ee37/10L/L37E00FP.PS/.PDF BAM material: code=rh4ta
 application for evaluation and measurement of printer or monitor systems

Input and output: Colorimetric Printer Reflective System FRS15_90a for relative CIELAB hue $h^* = lab^*h^* = h_{ab}/360 = 0.755$
 data for any colour:
 lab^*tch^* and lab^*icu^*

Hue texts:
 $u^*_e = b00r$ $u^*_d = c53v$
 contrast reduction factor:
 $c_R = 0.9$
 triangle lightness t^*



FRS15_90a; adapted (a) CIELAB data

	u^*_e	$L^*=L^*_a$	a^*_a	b^*_a	$C^*_{ab,a}$	$h^*_{ab,a}$
O _{Ma}	38.8	53.92	39.68	66.95	36	
Y _{Ma}	82.58	-4.64	98.22	98.33	93	
L _{Ma}	46.95	-56.34	43.46	71.15	142	
C _{Ma}	54.62	-26.2	-28.68	38.85	228	
V _{Ma}	20.01	45.2	-52.87	69.56	311	
M _{Ma}	40.88	70.68	-29.99	76.78	337	
N _{Ma}	15.0	0.0	0.0	0.0	0	
W _{Ma}	90.0	0.0	0.0	0.0	0	
R _{Ma}	39.92	58.74	27.99	65.07	25	
J _{Ma}	81.26	-2.89	71.56	71.62	92	
G _{Ma}	52.23	-42.42	13.6	44.55	162	
B _{Ma}	30.57	1.41	-46.47	46.49	272	

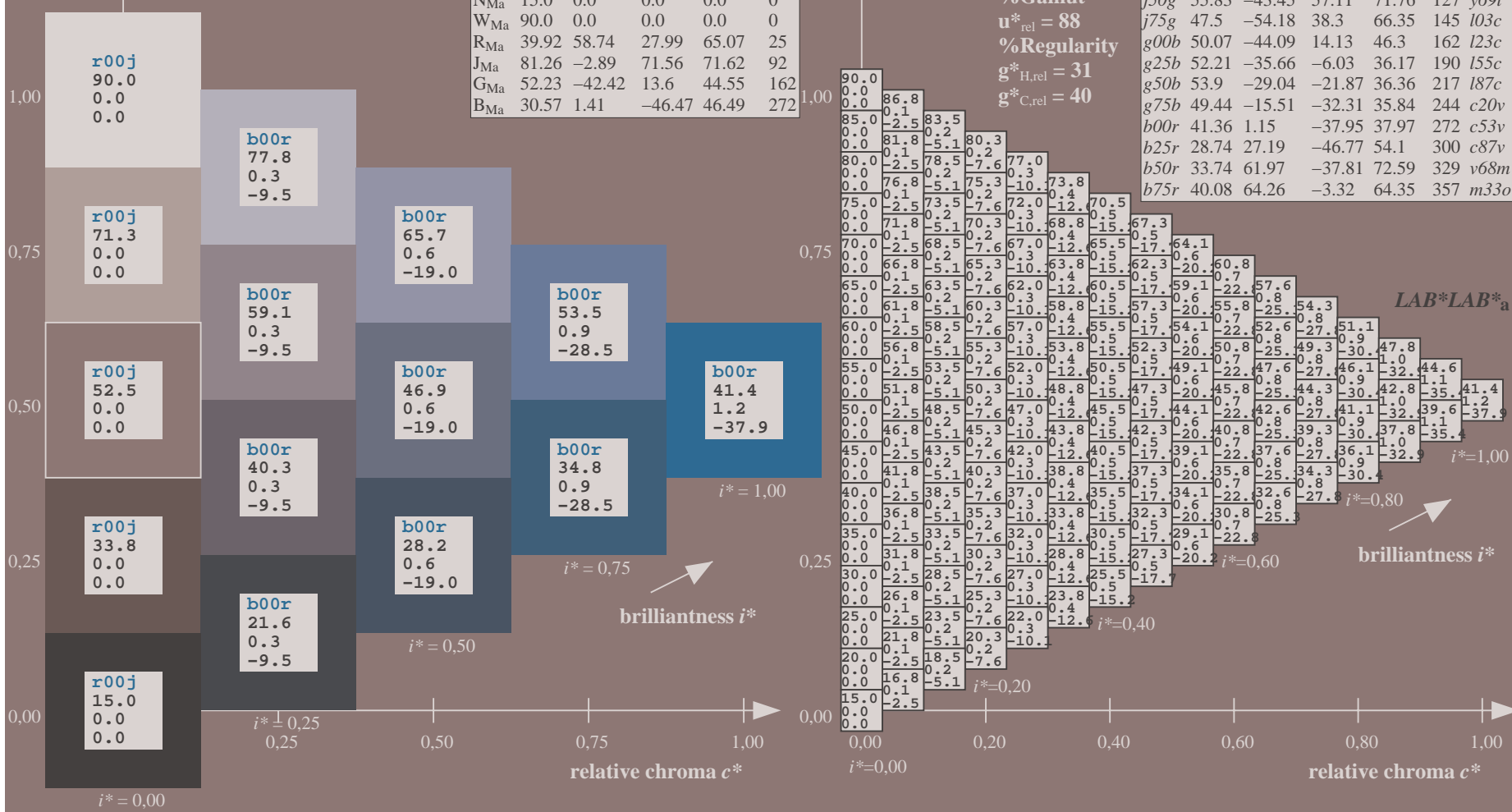
Data for maximum colour (Ma):

$LAB^*LAB^*_Ma$: 41 1 -38
 $LAB^*LCH^*_Ma$: 41 38 271
 $lab^*rgb^*_Ma$: 0.0 0.0 1.0
 $lab^*olv^*_Ma$: 0.0 0.47 1.0
 triangle lightness t^*

%Gamut
 $u^*_{rel} = 88$
 %Regularity
 $g^*_{H,rel} = 31$
 $g^*_{C,rel} = 40$

FRS15_90a; adapted (a) CIELAB data

	u^*_e	$L^*=L^*_a$	a^*_a	b^*_a	$C^*_{ab,a}$	$h^*_{ab,a}$	u^*_d
r00j	39.18	56.94	27.13	63.07	25	m81o	
r25j	42.41	49.1	44.5	66.26	42	o10y	
r50j	52.78	35.22	58.37	68.17	59	o40y	
r75j	64.82	19.12	74.47	76.89	76	o69y	
j00g	82.06	-3.94	97.52	97.6	92	o98y	
j25g	67.26	-26.87	74.67	79.36	110	y34l	
j50g	55.83	-43.45	57.11	71.76	127	y69l	
j75g	47.5	-54.18	38.3	66.35	145	l03c	
g00b	50.07	-44.09	14.13	46.3	162	l23c	
g25b	52.21	-35.66	-6.03	36.17	190	l55c	
g50b	53.9	-29.04	-21.87	36.36	217	l87c	
g75b	49.44	-15.51	-32.31	35.84	244	c20v	
b00r	41.36	1.15	-37.95	37.97	272	c53v	
b25r	28.74	27.19	-46.77	54.1	300	c87v	
b50r	33.74	61.97	-37.81	72.59	329	v68m	
b75r	40.08	64.26	-3.32	64.35	357	m33o	

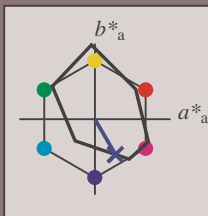


See for similar files: <http://www.ps.bam.de/Ee37/>; www.ps.bam.de/Ee37/10L/L37E00FP.PS/
 Technical information: <http://www.ps.bam.de> Version 2.1, io=1,1, CIELAB, ColSpX=0

BAM registration: 20081001-Ee37/10L/L37E00FP.PS/.PDF BAM material: code=rh4ta
 application for evaluation and measurement of printer or monitor systems

Input and output: Colorimetric Printer Reflective System FRS15_90a for relative CIELAB hue $h^* = lab^*h^* = h_{ab}/360 = 0.834$
 data for any colour:
 lab^*tch^* and lab^*icu^*

Hue texts:
 $u^*_e = b25r$ $u^*_d = c87v$
 contrast reduction factor:
 $c_R = 0.9$
 triangle lightness t^*



FRS15_90a; adapted (a) CIELAB data

	u^*_e	$L^*=L^*_a$	a^*_a	b^*_a	$C^*_{ab,a}$	$h^*_{ab,a}$
O _{Ma}	38.8	53.92	39.68	66.95	36	
Y _{Ma}	82.58	-4.64	98.22	98.33	93	
L _{Ma}	46.95	-56.34	43.46	71.15	142	
C _{Ma}	54.62	-26.2	-28.68	38.85	228	
V _{Ma}	20.01	45.2	-52.87	69.56	311	
M _{Ma}	40.88	70.68	-29.99	76.78	337	
N _{Ma}	15.0	0.0	0.0	0.0	0	
W _{Ma}	90.0	0.0	0.0	0.0	0	
R _{Ma}	39.92	58.74	27.99	65.07	25	
J _{Ma}	81.26	-2.89	71.56	71.62	92	
G _{Ma}	52.23	-42.42	13.6	44.55	162	
B _{Ma}	30.57	1.41	-46.47	46.49	272	

Data for maximum colour (Ma):

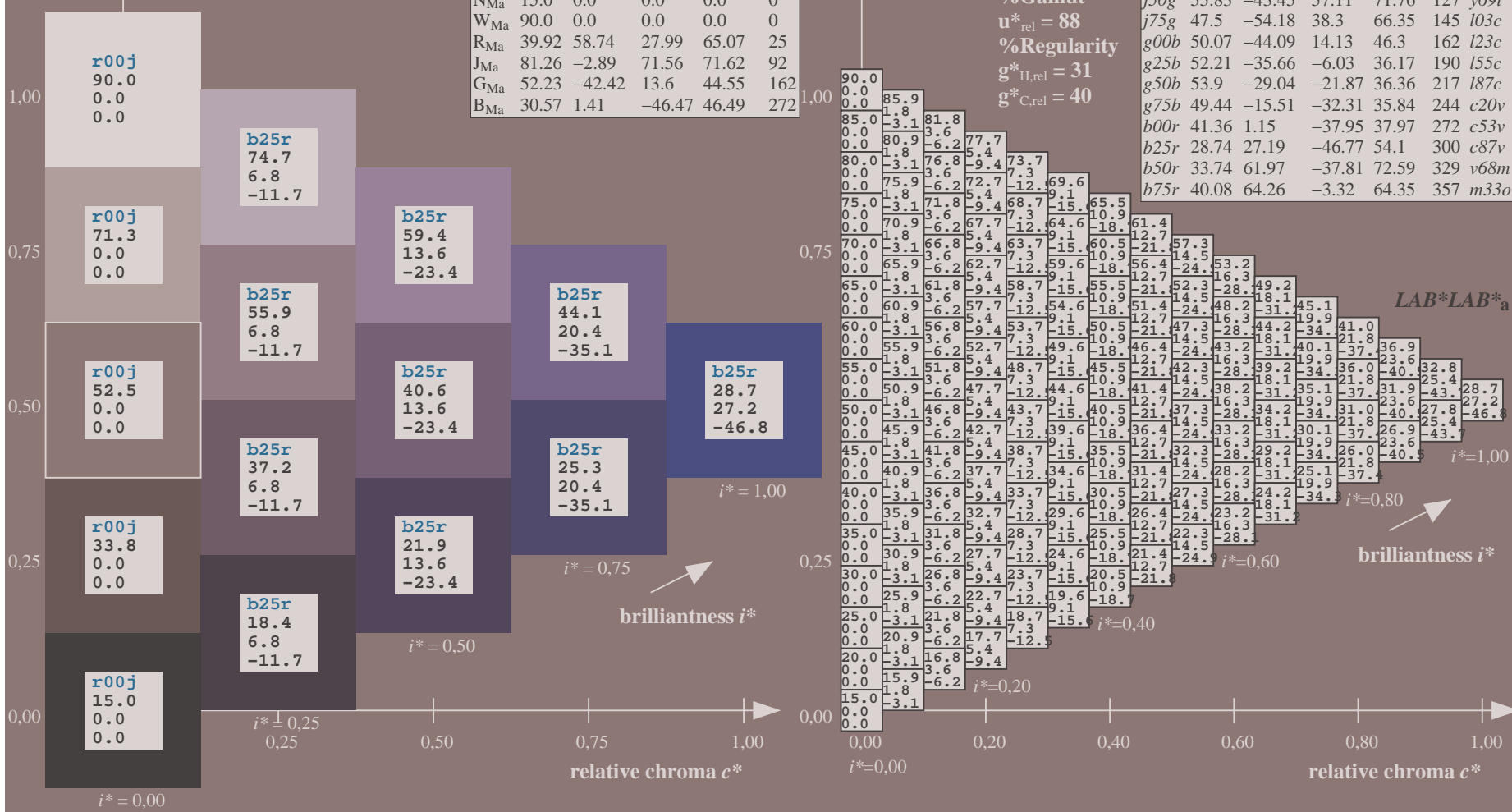
$LAB^*LAB^*_Ma$: 29 27 -47
 $LAB^*LCH^*_Ma$: 29 54 300
 $lab^*rgb^*_Ma$: 0.5 0.0 1.0
 $lab^*olv^*_Ma$: 0.0 0.12 1.0

triangle lightness t^*

%Gamut
 $u^*_{rel} = 88$
 %Regularity
 $g^*_{H,rel} = 31$
 $g^*_{C,rel} = 40$

FRS15_90a; adapted (a) CIELAB data

	u^*_e	$L^*=L^*_a$	a^*_a	b^*_a	$C^*_{ab,a}$	$h^*_{ab,a}$	u^*_d
r00j	39.18	56.94	27.13	63.07	25	m81o	
r25j	42.41	49.1	44.5	66.26	42	o10y	
r50j	52.78	35.22	58.37	68.17	59	o40y	
r75j	64.82	19.12	74.47	76.89	76	o69y	
j00g	82.06	-3.94	97.52	97.6	92	o98y	
j25g	67.26	-26.87	74.67	79.36	110	y34l	
j50g	55.83	-43.45	57.11	71.76	127	y69l	
j75g	47.5	-54.18	38.3	66.35	145	l03c	
g00b	50.07	-44.09	14.13	46.3	162	l23c	
g25b	52.21	-35.66	-6.03	36.17	190	l55c	
g50b	53.9	-29.04	-21.87	36.36	217	l87c	
g75b	49.44	-15.51	-32.31	35.84	244	c20v	
b00r	41.36	1.15	-37.95	37.97	272	c53v	
b25r	28.74	27.19	-46.77	54.1	300	c87v	
b50r	33.74	61.97	-37.81	72.59	329	v68m	
b75r	40.08	64.26	-3.32	64.35	357	m33o	

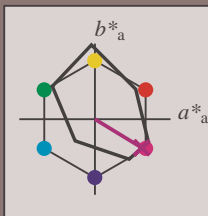


See for similar files: <http://www.ps.bam.de/Ee37/>; www.ps.bam.de/Ee37/
 Technical information: <http://www.ps.bam.de> Version 2.1, io=1,1, CIELAB, ColSpX=0

BAM registration: 20081001-Ee37/10L/L37E00FP.PS/.PDF BAM material: code=rhadata
 application for evaluation and measurement of printer or monitor systems

Input and output: Colorimetric Printer Reflective System FRS15_90a for relative CIELAB hue $h^* = lab^*h^* = h_{ab}/360 = 0.913$
 data for any colour:

lab^*tch^* and lab^*icu^*
 Hue texts:
 $u^*_e = b50r$ $u^*_d = v68m$
 contrast reduction factor:
 $c_R = 0.9$
 triangle lightness t^*



FRS15_90a; adapted (a) CIELAB data

	u^*_e	$L^*=L^*_a$	a^*_a	b^*_a	$C^*_{ab,a}$	$h^*_{ab,a}$
O _{Ma}	38.8	53.92	39.68	66.95	36	
Y _{Ma}	82.58	-4.64	98.22	98.33	93	
L _{Ma}	46.95	-56.34	43.46	71.15	142	
C _{Ma}	54.62	-26.2	-28.68	38.85	228	
V _{Ma}	20.01	45.2	-52.87	69.56	311	
M _{Ma}	40.88	70.68	-29.99	76.78	337	
N _{Ma}	15.0	0.0	0.0	0.0	0	
W _{Ma}	90.0	0.0	0.0	0.0	0	
R _{Ma}	39.92	58.74	27.99	65.07	25	
J _{Ma}	81.26	-2.89	71.56	71.62	92	
G _{Ma}	52.23	-42.42	13.6	44.55	162	
B _{Ma}	30.57	1.41	-46.47	46.49	272	

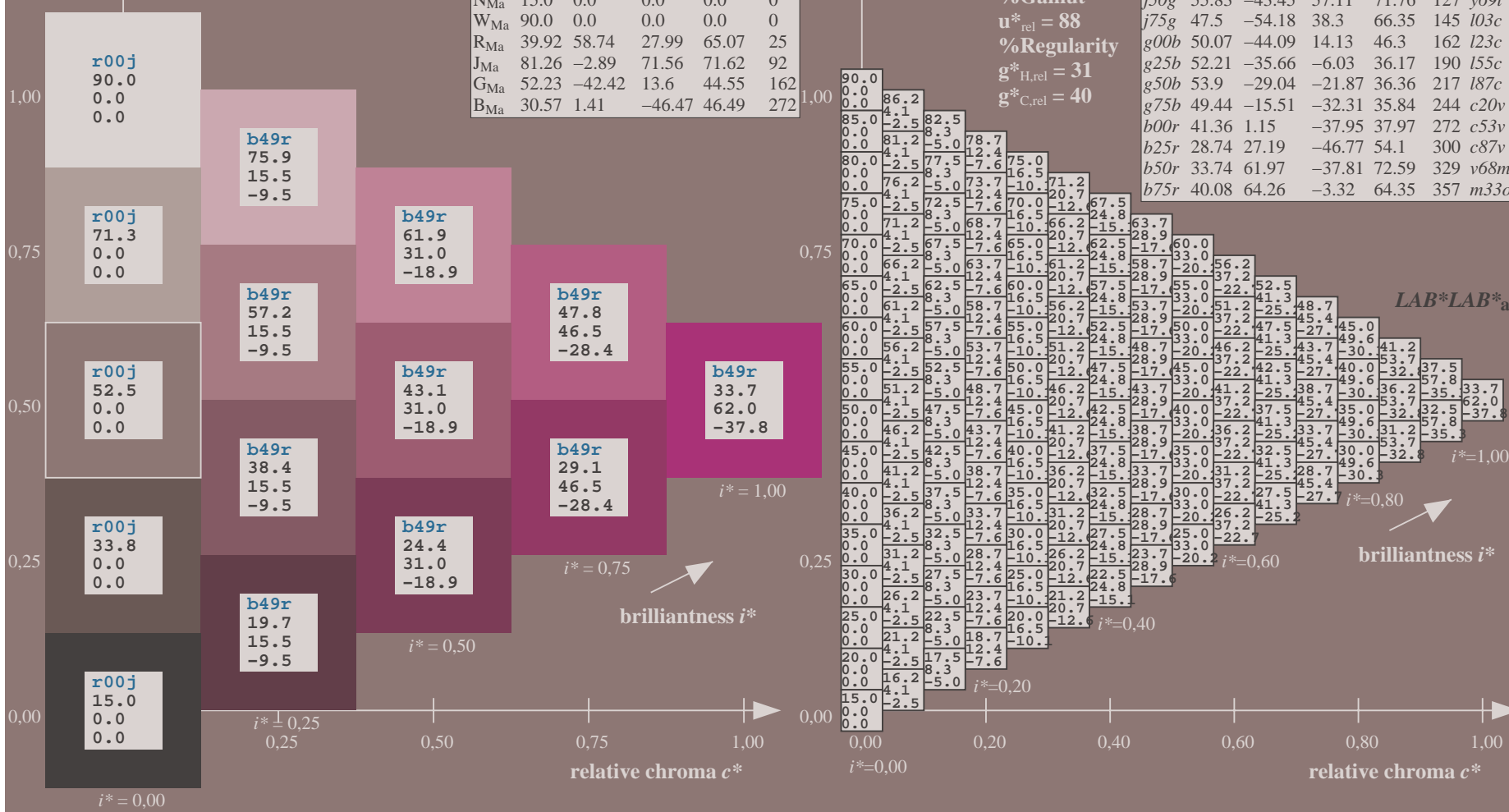
Data for maximum colour (Ma):

$LAB^*LAB^*_Ma$: 34 62 -38
 $LAB^*LCH^*_Ma$: 34 73 328
 $lab^*rgb^*_Ma$: 1.0 0.0 1.0
 $lab^*olv^*_Ma$: 0.68 0.0 1.0
 triangle lightness t^*

FRS15_90a; adapted (a) CIELAB data

	u^*_e	$L^*=L^*_a$	a^*_a	b^*_a	$C^*_{ab,a}$	$h^*_{ab,a}$	u^*_d
r00j	39.18	56.94	27.13	63.07	25	m81o	
r25j	42.41	49.1	44.5	66.26	42	o10y	
r50j	52.78	35.22	58.37	68.17	59	o40y	
r75j	64.82	19.12	74.47	76.89	76	o69y	
j00g	82.06	-3.94	97.52	97.6	92	o98y	
j25g	67.26	-26.87	74.67	79.36	110	y34l	
j50g	55.83	-43.45	57.11	71.76	127	y69l	
j75g	47.5	-54.18	38.3	66.35	145	l03c	
g00b	50.07	-44.09	14.13	46.3	162	l23c	
g25b	52.21	-35.66	-6.03	36.17	190	l55c	
g50b	53.9	-29.04	-21.87	36.36	217	l87c	
g75b	49.44	-15.51	-32.31	35.84	244	c20v	
b00r	41.36	1.15	-37.95	37.97	272	c53v	
b25r	28.74	27.19	-46.77	54.1	300	c87v	
b50r	33.74	61.97	-37.81	72.59	329	v68m	
b75r	40.08	64.26	-3.32	64.35	357	m33o	

%Gamut
 $u^*_{rel} = 88$
 %Regularity
 $g^*_{H,rel} = 31$
 $g^*_{C,rel} = 40$

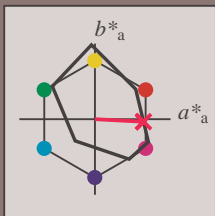


See for similar files: <http://www.ps.bam.de/Ee37/>; www.ps.bam.de/Ee37/
 Technical information: <http://www.ps.bam.de> Version 2.1, io=1,1, CIELAB, ColSpX=0

BAM registration: 20081001-Ee37/10L/L37E00FP.PS/ .PDF BAM material: code=rh4ta
 application for evaluation and measurement of printer or monitor systems

Input and output: Colorimetric Printer Reflective System FRS15_90a for relative CIELAB hue $h^* = lab^*h^* = h_{ab}/360 = 0.992$
 data for any colour:

lab^*tch^* and lab^*icu^*
 Hue texts:
 $u^*_e = b75r$ $u^*_d = m33o$
 contrast reduction factor:
 $c_R = 0.9$
 triangle lightness t^*



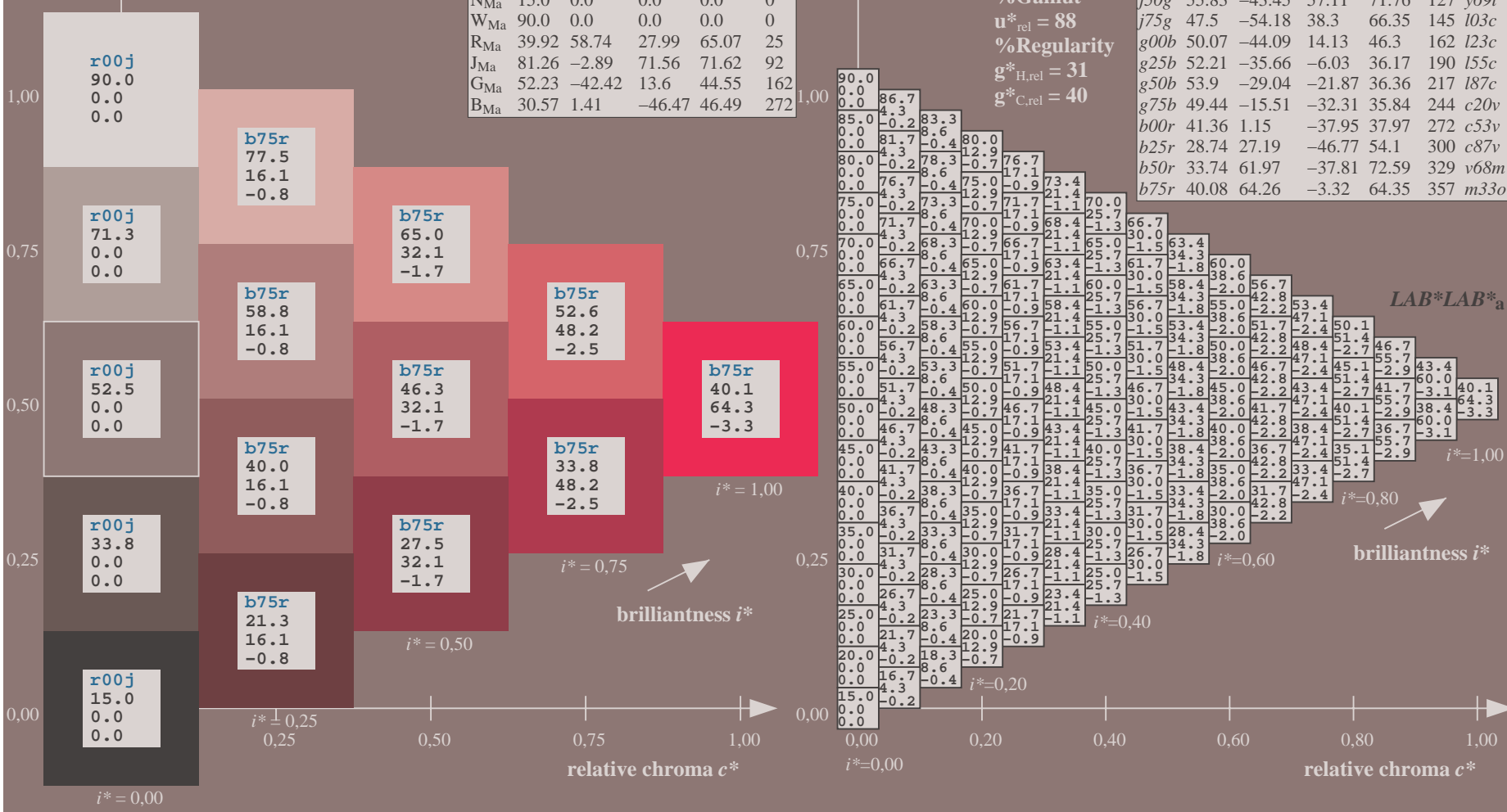
FRS15_90a; adapted (a) CIELAB data						
	u^*_e	$L^*=L^*_a$	a^*_a	b^*_a	$C^*_{ab,a}$	$h^*_{ab,a}$
O _{Ma}	38.8	53.92	39.68	66.95	36	
Y _{Ma}	82.58	-4.64	98.22	98.33	93	
L _{Ma}	46.95	-56.34	43.46	71.15	142	
C _{Ma}	54.62	-26.2	-28.68	38.85	228	
V _{Ma}	20.01	45.2	-52.87	69.56	311	
M _{Ma}	40.88	70.68	-29.99	76.78	337	
N _{Ma}	15.0	0.0	0.0	0.0	0	
W _{Ma}	90.0	0.0	0.0	0.0	0	
R _{Ma}	39.92	58.74	27.99	65.07	25	
J _{Ma}	81.26	-2.89	71.56	71.62	92	
G _{Ma}	52.23	-42.42	13.6	44.55	162	
B _{Ma}	30.57	1.41	-46.47	46.49	272	

Data for maximum colour (Ma):

$LAB^*LAB^*_Ma$: 40 64 -3
 $LAB^*LCH^*_Ma$: 40 64 357
 $lab^*rgb^*_Ma$: 1.0 0.0 0.5
 $lab^*olv^*_Ma$: 1.0 0.0 0.66
 triangle lightness t^*

%Gamut
 $u^*_{rel} = 88$
 %Regularity
 $g^*_{H,rel} = 31$
 $g^*_{C,rel} = 40$

FRS15_90a; adapted (a) CIELAB data							
	u^*_e	$L^*=L^*_a$	a^*_a	b^*_a	$C^*_{ab,a}$	$h^*_{ab,a}$	u^*_d
r00j	39.18	56.94	27.13	63.07	25	m81o	
r25j	42.41	49.1	44.5	66.26	42	o10y	
r50j	52.78	35.22	58.37	68.17	59	o40y	
r75j	64.82	19.12	74.47	76.89	76	o69y	
j00g	82.06	-3.94	97.52	97.6	92	o98y	
j25g	67.26	-26.87	74.67	79.36	110	y34l	
j50g	55.83	-43.45	57.11	71.76	127	y69l	
j75g	47.5	-54.18	38.3	66.35	145	l03c	
g00b	50.07	-44.09	14.13	46.3	162	l23c	
g25b	52.21	-35.66	-6.03	36.17	190	l55c	
g50b	53.9	-29.04	-21.87	36.36	217	l87c	
g75b	49.44	-15.51	-32.31	35.84	244	c20v	
b00r	41.36	1.15	-37.95	37.97	272	c53v	
b25r	28.74	27.19	-46.77	54.1	300	c87v	
b50r	33.74	61.97	-37.81	72.59	329	v68m	
b75r	40.08	64.26	-3.32	64.35	357	m33o	



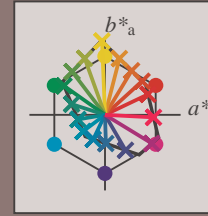
See for similar files: <http://www.ps.bam.de/Ee37/>; www.ps.bam.de/Ee37/; www.ps.bam.de/Ee37/
 Technical information: <http://www.ps.bam.de> Version 2.1, io=1,1, CIELAB, ColSpX=0

BAM registration: 20081001-Ee37/10L/L37E00FP.PS/.PDF BAM material: code=rh4ta
 application for evaluation and measurement of printer or monitor systems

Input and output:
 Colorimetric Printer Reflective System FRS15_90a
 data for any colour:

u^*_e and number $no. = 00 \dots 15$
 elementary hue text:
 $u^*_e = 16$ hues $r00j, r25j, \dots, b75r$
 contrast reduction factor:
 $c_R = 0.9$

FRS15_90a; adapted (a) CIELAB data						
u^*_e	$L^*=L^*_a$	a^*_a	b^*_a	$C^*_{ab,a}$	$h^*_{ab,a}$	u^*_d
r00j	39.18	56.94	27.13	63.07	25	m81o
r25j	42.41	49.1	44.5	66.26	42	o10y
r50j	52.78	35.22	58.37	68.17	59	o40y
r75j	64.82	19.12	74.47	76.89	76	o69y
j00g	82.06	-3.94	97.52	97.6	92	o98y
j25g	67.26	-26.87	74.67	79.36	110	y34l
j50g	55.83	-43.45	57.11	71.76	127	y69l
j75g	47.5	-54.18	38.3	66.35	145	l03c
g00b	50.07	-44.09	14.13	46.3	162	l23c
g25b	52.21	-35.66	-6.03	36.17	190	l55c
g50b	53.9	-29.04	-21.87	36.36	217	l87c
g75b	49.44	-15.51	-32.31	35.84	244	c20v
b00r	41.36	1.15	-37.95	37.97	272	c53v
b25r	28.74	27.19	-46.77	54.1	300	c87v
b50r	33.74	61.97	-37.81	72.59	329	v68m
b75r	40.08	64.26	-3.32	64.35	357	m33o



%Gamut
 $u^*_{rel} = 88$
 %Regularity
 $g^*_{H,rel} = 31$
 $g^*_{C,rel} = 40$

FRS15_90a; adapted (a) CIELAB data					
Name	$L^*=L^*_a$	a^*_a	b^*_a	$C^*_{ab,a}$	$h^*_{ab,a}$
OMa	38.8	53.92	39.68	66.95	36
YMa	82.58	-4.64	98.22	98.33	93
LMa	46.95	-56.34	43.46	71.15	142
CMa	54.62	-26.2	-28.68	38.85	228
VMa	20.01	45.2	-52.87	69.56	311
MMa	40.88	70.68	-29.99	76.78	337
NMa	15.0	0.0	0.0	0.0	0
WMa	90.0	0.0	0.0	0.0	0
RCIE	39.92	58.74	27.99	65.07	25
JCIE	81.26	-2.89	71.56	71.62	92
GCIE	52.23	-42.42	13.6	44.55	162
BCIE	30.57	1.41	-46.47	46.49	272

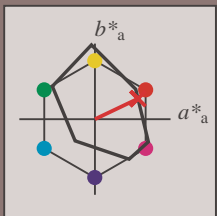


See for similar files: <http://www.ps.bam.de/Ee37/>; www.ps.bam.de/Ee37/
 Technical information: <http://www.ps.bam.de> Version 2.1, io=1,1, CIELAB, ColSpX=0

BAM registration: 20081001-Ee37/10L/L37E00FP.PS/.PDF BAM material: code=rh4ta
 application for evaluation and measurement of printer or monitor systems

Input and output: Colorimetric Printer Reflective System FRS15_90a for relative CIELAB hue $h^* = lab^*h^* = h_{ab}^*/360 = 0.071$
 data for any colour:

lab^*tch^* and lab^*icu^*
 Hue texts:
 $u^*_e = r00j$ $u^*_d = m81o$
 contrast reduction factor:
 $c_R = 0.9$
 triangle lightness t^*



FRS15_90a; adapted (a) CIELAB data

	u^*_e	$L^*=L^*_a$	a^*_a	b^*_a	$C^*_{ab,a}$	$h^*_{ab,a}$
O _{Ma}	38.8	53.92	39.68	66.95	36	
Y _{Ma}	82.58	-4.64	98.22	98.33	93	
L _{Ma}	46.95	-56.34	43.46	71.15	142	
C _{Ma}	54.62	-26.2	-28.68	38.85	228	
V _{Ma}	20.01	45.2	-52.87	69.56	311	
M _{Ma}	40.88	70.68	-29.99	76.78	337	
N _{Ma}	15.0	0.0	0.0	0.0	0	
W _{Ma}	90.0	0.0	0.0	0.0	0	
R _{Ma}	39.92	58.74	27.99	65.07	25	
J _{Ma}	81.26	-2.89	71.56	71.62	92	
G _{Ma}	52.23	-42.42	13.6	44.55	162	
B _{Ma}	30.57	1.41	-46.47	46.49	272	

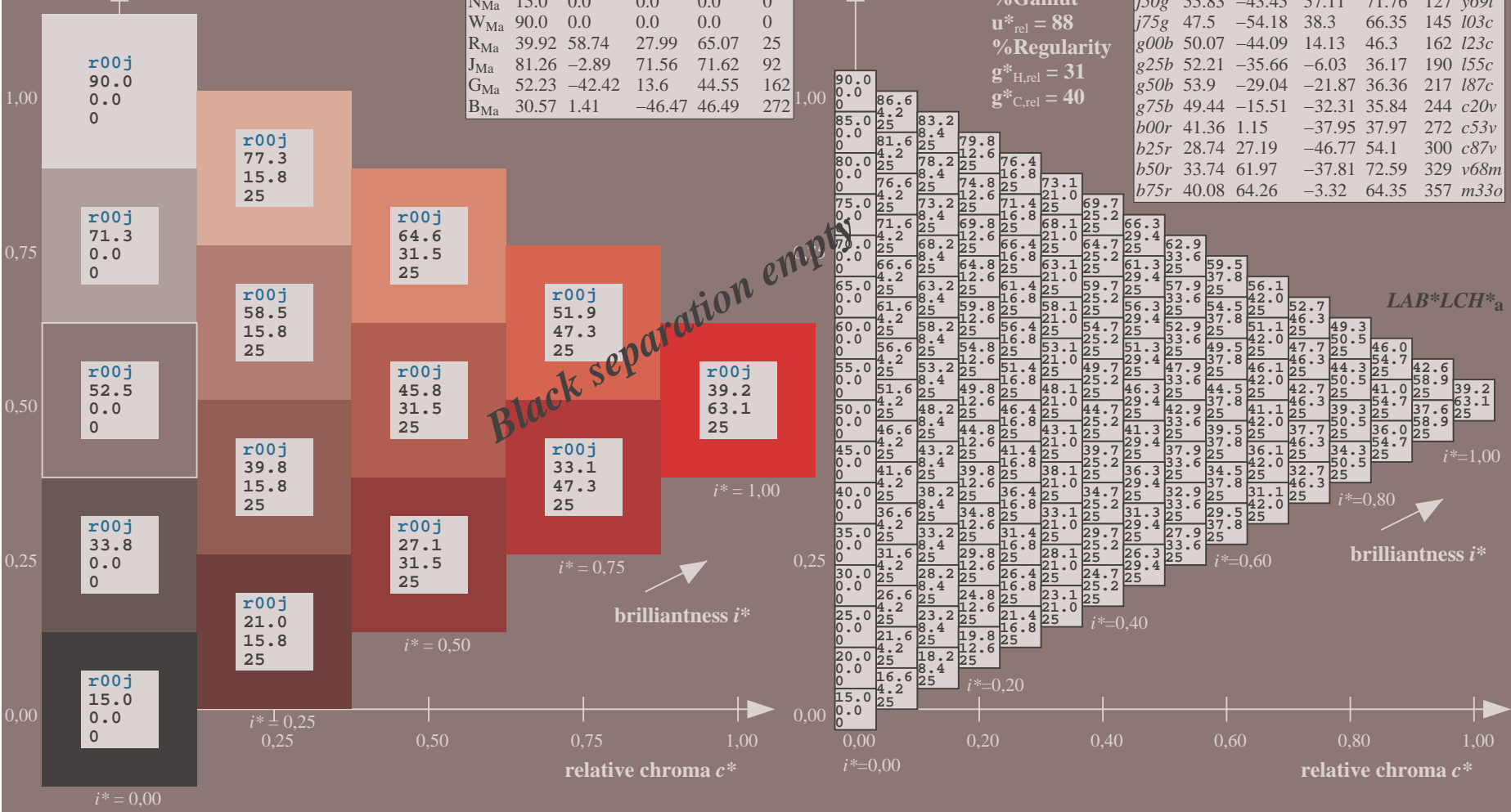
Data for maximum colour (Ma):

$LAB^*LAB^*_{Ma}$: 39 57 27
 $LAB^*LCH^*_{Ma}$: 39 63 25
 $lab^*rgb^*_{Ma}$: 1.0 0.0 0.0
 $lab^*olv^*_{Ma}$: 1.0 0.0 0.18
 triangle lightness t^*

FRS15_90a; adapted (a) CIELAB data

	u^*_e	$L^*=L^*_a$	a^*_a	b^*_a	$C^*_{ab,a}$	$h^*_{ab,a}$	u^*_d
r00j	39.18	56.94	27.13	63.07	25	m81o	
r25j	42.41	49.1	44.5	66.26	42	o10y	
r50j	52.78	35.22	58.37	68.17	59	o40y	
r75j	64.82	19.12	74.47	76.89	76	o69y	
j00g	82.06	-3.94	97.52	97.6	92	o98y	
j25g	67.26	-26.87	74.67	79.36	110	y34l	
j50g	55.83	-43.45	57.11	71.76	127	y69l	
j75g	47.5	-54.18	38.3	66.35	145	l03c	
g00b	50.07	-44.09	14.13	46.3	162	l23c	
g25b	52.21	-35.66	-6.03	36.17	190	l55c	
g50b	53.9	-29.04	-21.87	36.36	217	l87c	
g75b	49.44	-15.51	-32.31	35.84	244	c20v	
b00r	41.36	1.15	-37.95	37.97	272	c53v	
b25r	28.74	27.19	-46.77	54.1	300	c87v	
b50r	33.74	61.97	-37.81	72.59	329	v68m	
b75r	40.08	64.26	-3.32	64.35	357	m33o	

%Gamut
 $u^*_{rel} = 88$
 %Regularity
 $g^*_{H,rel} = 31$
 $g^*_{C,rel} = 40$

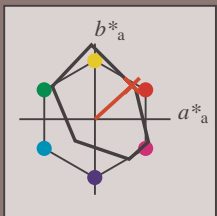


See for similar files: <http://www.ps.bam.de/Ee37/>; www.ps.bam.de/Ee37/; www.ps.bam.de/Ee37/
 Technical information: <http://www.ps.bam.de> Version 2.1, io=1,1, CIELAB, ColSpX=0

BAM registration: 20081001-Ee37/10L/L37E00FP.PS/ .PDF BAM material: code=rh4ta
 application for evaluation and measurement of printer or monitor systems

Input and output: Colorimetric Printer Reflective System FRS15_90a for relative CIELAB hue $h^* = lab^*h^* = h_{ab}/360 = 0.117$
 data for any colour:

lab^*tch^* and lab^*icu^*
 Hue texts:
 $u^*_e = r25j$ $u^*_d = o10y$
 contrast reduction factor:
 $c_R = 0.9$
 triangle lightness t^*



FRS15_90a; adapted (a) CIELAB data

	u^*_e	$L^*=L^*_a$	a^*_a	b^*_a	$C^*_{ab,a}$	$h^*_{ab,a}$
O _{Ma}	38.8	53.92	39.68	66.95	36	
Y _{Ma}	82.58	-4.64	98.22	98.33	93	
L _{Ma}	46.95	-56.34	43.46	71.15	142	
C _{Ma}	54.62	-26.2	-28.68	38.85	228	
V _{Ma}	20.01	45.2	-52.87	69.56	311	
M _{Ma}	40.88	70.68	-29.99	76.78	337	
N _{Ma}	15.0	0.0	0.0	0.0	0	
W _{Ma}	90.0	0.0	0.0	0.0	0	
R _{Ma}	39.92	58.74	27.99	65.07	25	
J _{Ma}	81.26	-2.89	71.56	71.62	92	
G _{Ma}	52.23	-42.42	13.6	44.55	162	
B _{Ma}	30.57	1.41	-46.47	46.49	272	

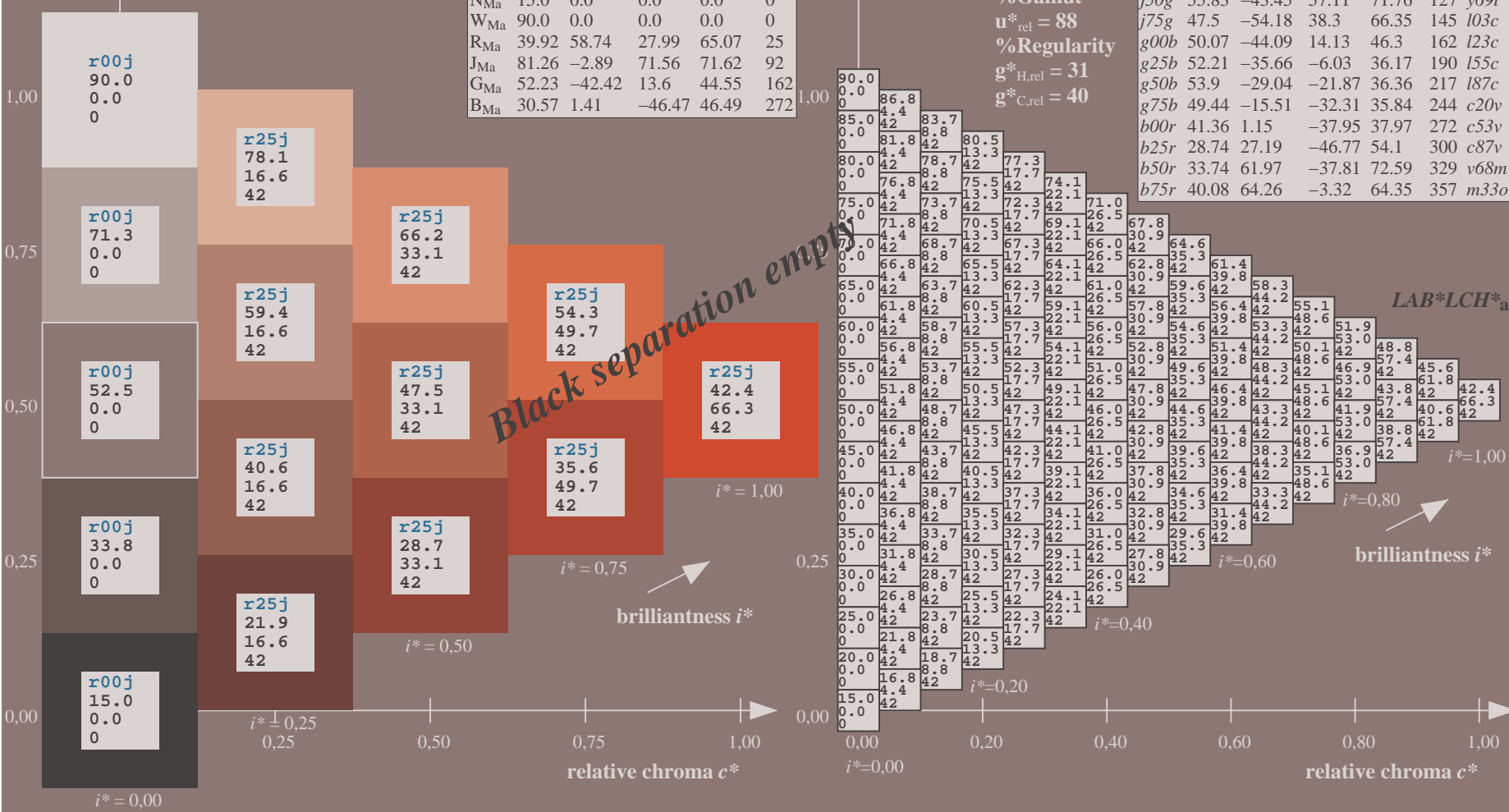
Data for maximum colour (Ma):

$LAB^*LAB^*_Ma$: 42 49 44
 $LAB^*LCH^*_Ma$: 42 66 42
 $lab^*rgb^*_Ma$: 1.0 0.25 0.0
 $lab^*olv^*_Ma$: 1.0 0.1 0.0
 triangle lightness t^*

FRS15_90a; adapted (a) CIELAB data

	u^*_e	$L^*=L^*_a$	a^*_a	b^*_a	$C^*_{ab,a}$	$h^*_{ab,a}$	u^*_d
r00j	39.18	56.94	27.13	63.07	25	m81o	
r25j	42.41	49.1	44.5	66.26	42	o10y	
r50j	52.78	35.22	58.37	68.17	59	o40y	
r75j	64.82	19.12	74.47	76.89	76	o69y	
j00g	82.06	-3.94	97.52	97.6	92	o98y	
j25g	67.26	-26.87	74.67	79.36	110	y34l	
j50g	55.83	-43.45	57.11	71.76	127	y69l	
j75g	47.5	-54.18	38.3	66.35	145	l03c	
g00b	50.07	-44.09	14.13	46.3	162	l23c	
g25b	52.21	-35.66	-6.03	36.17	190	l55c	
g50b	53.9	-29.04	-21.87	36.36	217	l87c	
g75b	49.44	-15.51	-32.31	35.84	244	c20v	
b00r	41.36	1.15	-37.95	37.97	272	c53v	
b25r	28.74	27.19	-46.77	54.1	300	c87v	
b50r	33.74	61.97	-37.81	72.59	329	v68m	
b75r	40.08	64.26	-3.32	64.35	357	m33o	

%Gamut
 $u^*_{rel} = 88$
 %Regularity
 $g^*_{H,rel} = 31$
 $g^*_{C,rel} = 40$

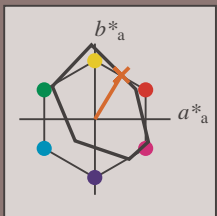


See for similar files: <http://www.ps.bam.de/Ee37/>; www.ps.bam.de/Ee37/; www.ps.bam.de/Ee37/
 Technical information: <http://www.ps.bam.de> Version 2.1, io=1,1, CIELAB, ColSpX=0

BAM registration: 20081001-Ee37/10L/L37E00FP.PS/.PDF BAM material: code=rh4ta
 application for evaluation and measurement of printer or monitor systems

Input and output: Colorimetric Printer Reflective System FRS15_90a for relative CIELAB hue $h^* = lab^*h^* = h_{ab}/360 = 0.164$
 data for any colour:

lab^*tch^* and lab^*icu^*
 Hue texts:
 $u^*_e = r50j$ $u^*_d = o40y$
 contrast reduction factor:
 $c_R = 0.9$
 triangle lightness t^*



FRS15_90a; adapted (a) CIELAB data

	u^*_e	$L^*=L^*_a$	a^*_a	b^*_a	$C^*_{ab,a}$	$h^*_{ab,a}$
O _{Ma}	38.8	53.92	39.68	66.95	36	
Y _{Ma}	82.58	-4.64	98.22	98.33	93	
L _{Ma}	46.95	-56.34	43.46	71.15	142	
C _{Ma}	54.62	-26.2	-28.68	38.85	228	
V _{Ma}	20.01	45.2	-52.87	69.56	311	
M _{Ma}	40.88	70.68	-29.99	76.78	337	
N _{Ma}	15.0	0.0	0.0	0.0	0	
W _{Ma}	90.0	0.0	0.0	0.0	0	
R _{Ma}	39.92	58.74	27.99	65.07	25	
J _{Ma}	81.26	-2.89	71.56	71.62	92	
G _{Ma}	52.23	-42.42	13.6	44.55	162	
B _{Ma}	30.57	1.41	-46.47	46.49	272	

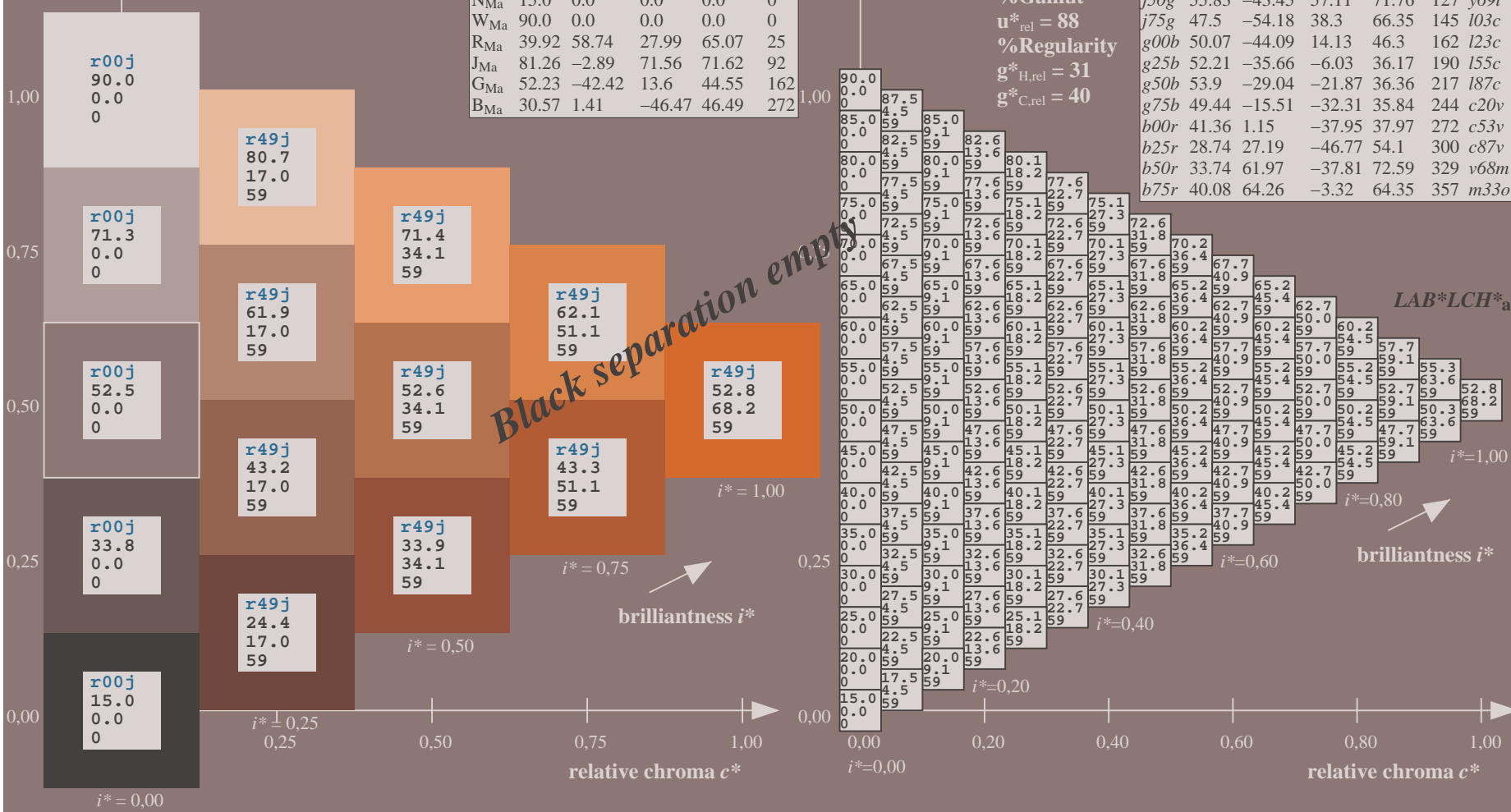
Data for maximum colour (Ma):

$LAB^*LAB^*_Ma$: 53 35 58
 $LAB^*LCH^*_Ma$: 53 68 58
 $lab^*rgb^*_Ma$: 1.0 0.5 0.0
 $lab^*olv^*_Ma$: 1.0 0.4 0.0
 triangle lightness t^*

FRS15_90a; adapted (a) CIELAB data

	u^*_e	$L^*=L^*_a$	a^*_a	b^*_a	$C^*_{ab,a}$	$h^*_{ab,a}$	u^*_d
r00j	39.18	56.94	27.13	63.07	25	m81o	
r25j	42.41	49.1	44.5	66.26	42	o10y	
r50j	52.78	35.22	58.37	68.17	59	o40y	
r75j	64.82	19.12	74.47	76.89	76	o69y	
j00g	82.06	-3.94	97.52	97.6	92	o98y	
j25g	67.26	-26.87	74.67	79.36	110	y34l	
j50g	55.83	-43.45	57.11	71.76	127	y69l	
j75g	47.5	-54.18	38.3	66.35	145	l03c	
g00b	50.07	-44.09	14.13	46.3	162	l23c	
g25b	52.21	-35.66	-6.03	36.17	190	l55c	
g50b	53.9	-29.04	-21.87	36.36	217	l87c	
g75b	49.44	-15.51	-32.31	35.84	244	c20v	
b00r	41.36	1.15	-37.95	37.97	272	c53v	
b25r	28.74	27.19	-46.77	54.1	300	c87v	
b50r	33.74	61.97	-37.81	72.59	329	v68m	
b75r	40.08	64.26	-3.32	64.35	357	m33o	

%Gamut
 $u^*_{rel} = 88$
 %Regularity
 $g^*_{H,rel} = 31$
 $g^*_{C,rel} = 40$

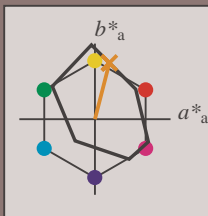


See for similar files: <http://www.ps.bam.de/Ee37/>; <http://www.ps.bam.de/Ee37/>; <http://www.ps.bam.de/Ee37/>
 Technical information: <http://www.ps.bam.de> Version 2.1, io=1,1, CIELAB, ColSpX=0

BAM registration: 20081001-Ee37/10L/L37E00FP.PS/ .PDF BAM material: code=rh4ta
 application for evaluation and measurement of printer or monitor systems

Input and output: Colorimetric Printer Reflective System FRS15_90a for relative CIELAB hue $h^* = lab^*h^* = h_{ab}^*/360 = 0.21$
 data for any colour:

lab^*tch^* and lab^*icu^*
 Hue texts:
 $u^*_e = r75j$ $u^*_d = o69y$
 contrast reduction factor:
 $c_R = 0.9$
 triangle lightness t^*



FRS15_90a; adapted (a) CIELAB data

	u^*_e	$L^*=L^*_a$	a^*_a	b^*_a	$C^*_{ab,a}$	$h^*_{ab,a}$
O _{Ma}	38.8	53.92	39.68	66.95	36	
Y _{Ma}	82.58	-4.64	98.22	98.33	93	
L _{Ma}	46.95	-56.34	43.46	71.15	142	
C _{Ma}	54.62	-26.2	-28.68	38.85	228	
V _{Ma}	20.01	45.2	-52.87	69.56	311	
M _{Ma}	40.88	70.68	-29.99	76.78	337	
N _{Ma}	15.0	0.0	0.0	0.0	0	
W _{Ma}	90.0	0.0	0.0	0.0	0	
R _{Ma}	39.92	58.74	27.99	65.07	25	
J _{Ma}	81.26	-2.89	71.56	71.62	92	
G _{Ma}	52.23	-42.42	13.6	44.55	162	
B _{Ma}	30.57	1.41	-46.47	46.49	272	

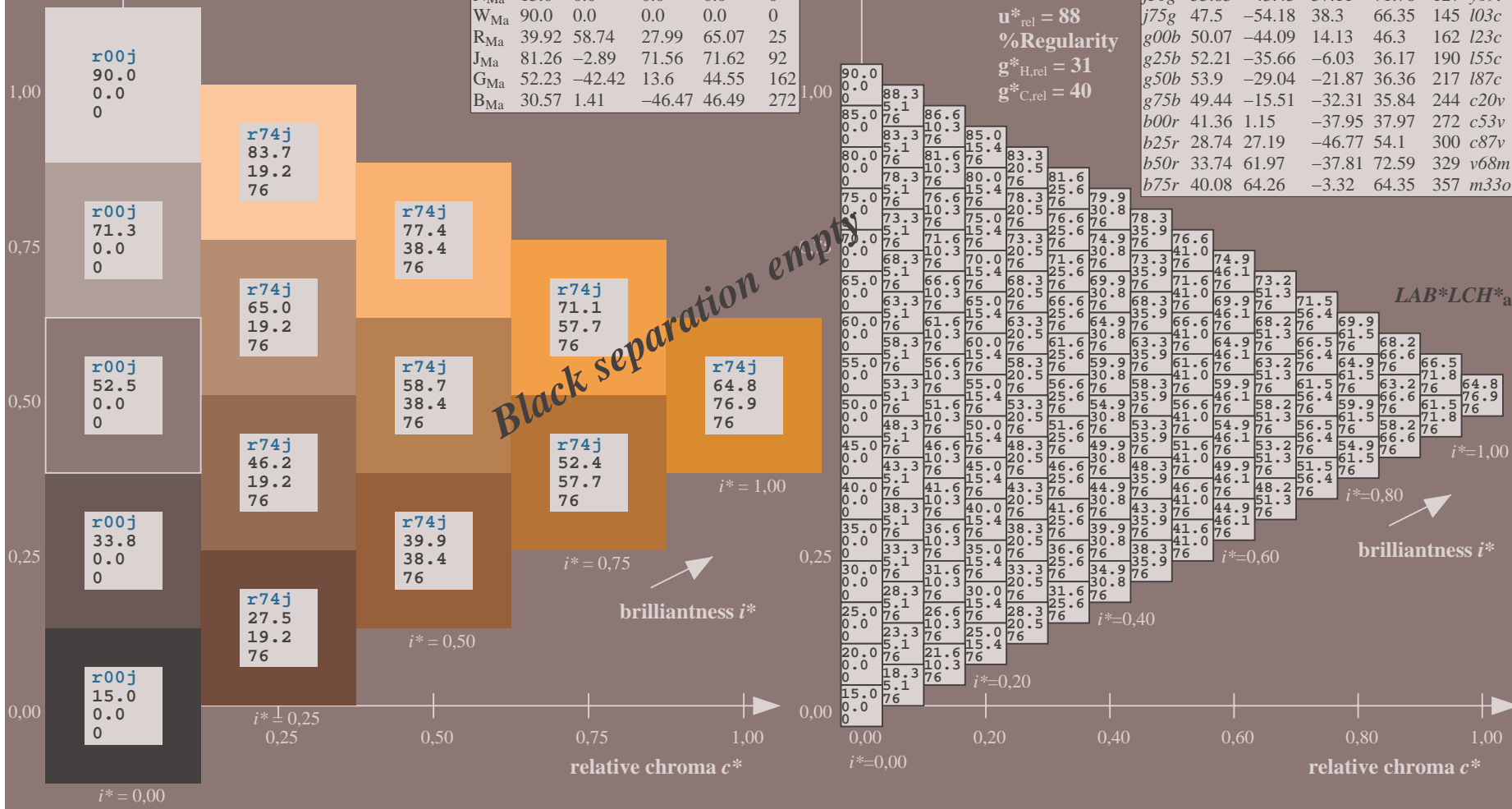
Data for maximum colour (Ma):

$LAB^*LAB^*_Ma$: 65 19 74
 $LAB^*LCH^*_Ma$: 65 77 75
 $lab^*rgb^*_Ma$: 1.0 0.75 0.0
 $lab^*olv^*_Ma$: 1.0 0.7 0.0
 triangle lightness t^*

FRS15_90a; adapted (a) CIELAB data

	u^*_e	$L^*=L^*_a$	a^*_a	b^*_a	$C^*_{ab,a}$	$h^*_{ab,a}$	u^*_d
r00j	39.18	56.94	27.13	63.07	25	m81o	
r25j	42.41	49.1	44.5	66.26	42	o10y	
r50j	52.78	35.22	58.37	68.17	59	o40y	
r75j	64.82	19.12	74.47	76.89	76	o69y	
j00g	82.06	-3.94	97.52	97.6	92	o98y	
j25g	67.26	-26.87	74.67	79.36	110	y34l	
j50g	55.83	-43.45	57.11	71.76	127	y69l	
j75g	47.5	-54.18	38.3	66.35	145	l03c	
g00b	50.07	-44.09	14.13	46.3	162	l23c	
g25b	52.21	-35.66	-6.03	36.17	190	l55c	
g50b	53.9	-29.04	-21.87	36.36	217	l87c	
g75b	49.44	-15.51	-32.31	35.84	244	c20v	
b00r	41.36	1.15	-37.95	37.97	272	c53v	
b25r	28.74	27.19	-46.77	54.1	300	c87v	
b50r	33.74	61.97	-37.81	72.59	329	v68m	
b75r	40.08	64.26	-3.32	64.35	357	m33o	

%Gamut
 $u^*_{rel} = 88$
 %Regularity
 $g^*_{H,rel} = 31$
 $g^*_{C,rel} = 40$

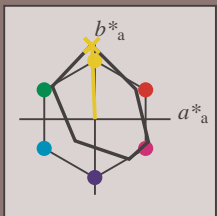


See for similar files: <http://www.ps.bam.de/Ee37/>; www.ps.bam.de/Ee37/
 Technical information: <http://www.ps.bam.de> Version 2.1, io=1,1, CIELAB, ColSpX=0

BAM registration: 20081001-Ee37/10L/L37E00FP.PS/.PDF BAM material: code=rh4ta
 application for evaluation and measurement of printer or monitor systems

Input and output: Colorimetric Printer Reflective System FRS15_90a for relative CIELAB hue $h^* = lab^*h^* = h_{ab}/360 = 0.256$
 data for any colour:

lab^*tch^* and lab^*icu^*
 Hue texts:
 $u^*_e = j00g$ $u^*_d = o98y$
 contrast reduction factor:
 $c_R = 0.9$
 triangle lightness t^*



FRS15_90a; adapted (a) CIELAB data						
	u^*_e	$L^*=L^*_a$	a^*_a	b^*_a	$C^*_{ab,a}$	$h^*_{ab,a}$
O _{Ma}	38.8	53.92	39.68	66.95	36	
Y _{Ma}	82.58	-4.64	98.22	98.33	93	
L _{Ma}	46.95	-56.34	43.46	71.15	142	
C _{Ma}	54.62	-26.2	-28.68	38.85	228	
V _{Ma}	20.01	45.2	-52.87	69.56	311	
M _{Ma}	40.88	70.68	-29.99	76.78	337	
N _{Ma}	15.0	0.0	0.0	0.0	0	
W _{Ma}	90.0	0.0	0.0	0.0	0	
R _{Ma}	39.92	58.74	27.99	65.07	25	
J _{Ma}	81.26	-2.89	71.56	71.62	92	
G _{Ma}	52.23	-42.42	13.6	44.55	162	
B _{Ma}	30.57	1.41	-46.47	46.49	272	

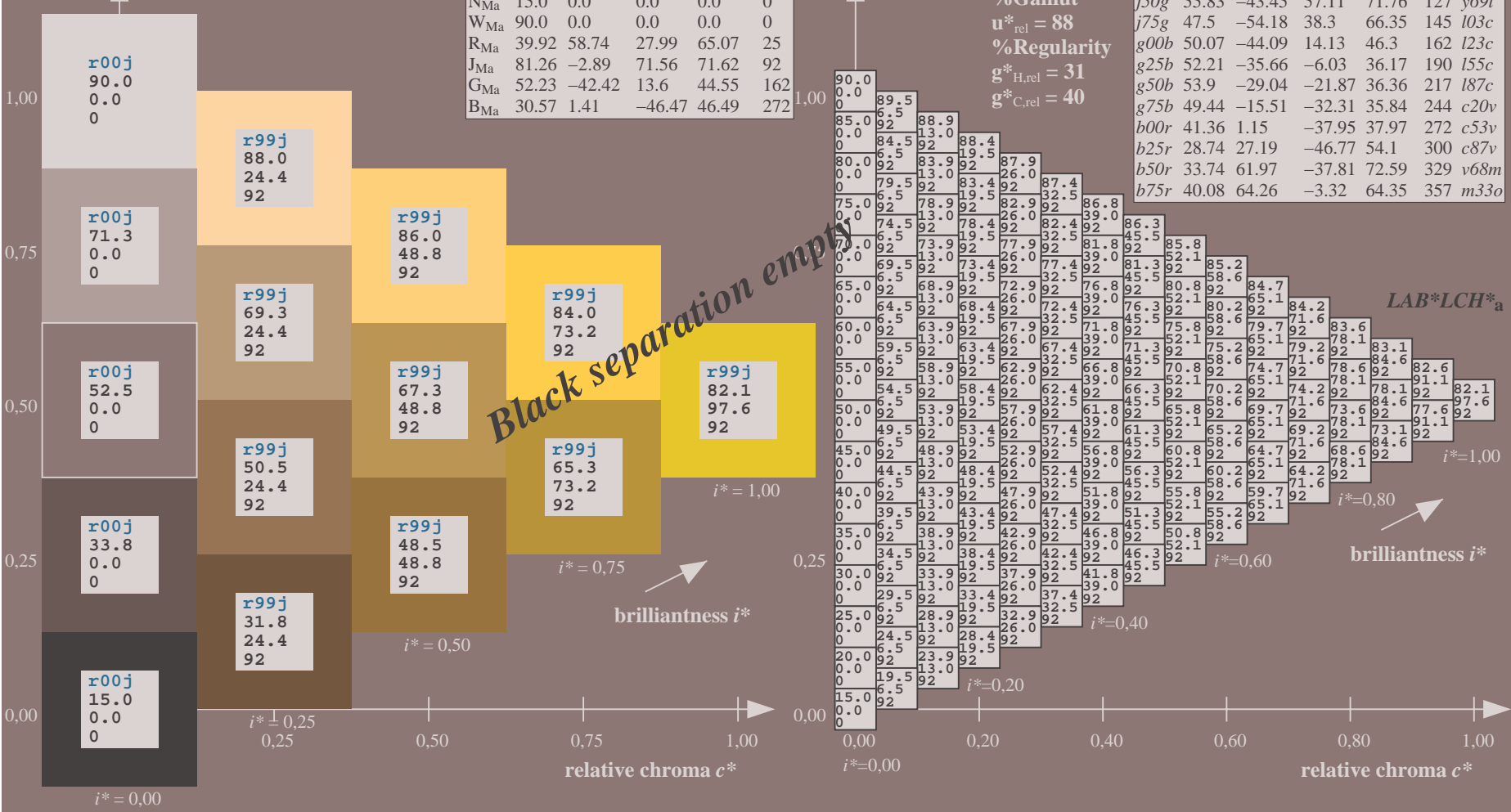
$u^*_e = j00g$
 $LAB^*LCH^*_a$

Data for maximum colour (Ma):

$LAB^*LAB^*_Ma: 82 -4 98$
 $LAB^*LCH^*_Ma: 82 98 92$
 $lab^*rgb^*_Ma: 1.0 1.0 0.0$
 $lab^*olv^*_Ma: 1.0 0.99 0.0$
 triangle lightness t^*

FRS15_90a; adapted (a) CIELAB data							
	u^*_e	$L^*=L^*_a$	a^*_a	b^*_a	$C^*_{ab,a}$	$h^*_{ab,a}$	u^*_d
r00j	39.18	56.94	27.13	63.07	25	m81o	
r25j	42.41	49.1	44.5	66.26	42	o10y	
r50j	52.78	35.22	58.37	68.17	59	o40y	
r75j	64.82	19.12	74.47	76.89	76	o69y	
j00g	82.06	-3.94	97.52	97.6	92	o98y	
j25g	67.26	-26.87	74.67	79.36	110	y34l	
j50g	55.83	-43.45	57.11	71.76	127	y69l	
j75g	47.5	-54.18	38.3	66.35	145	l03c	
g00b	50.07	-44.09	14.13	46.3	162	l23c	
g25b	52.21	-35.66	-6.03	36.17	190	l55c	
g50b	53.9	-29.04	-21.87	36.36	217	l87c	
g75b	49.44	-15.51	-32.31	35.84	244	c20v	
b00r	41.36	1.15	-37.95	37.97	272	c53v	
b25r	28.74	27.19	-46.77	54.1	300	c87v	
b50r	33.74	61.97	-37.81	72.59	329	v68m	
b75r	40.08	64.26	-3.32	64.35	357	m33o	

%Gamut
 $u^*_{rel} = 88$
 %Regularity
 $g^*_{H,rel} = 31$
 $g^*_{C,rel} = 40$

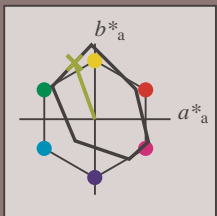


See for similar files: <http://www.ps.bam.de/Ee37/>; www.ps.bam.de/ColSpX=0
 Technical information: <http://www.ps.bam.de> Version 2.1, io=1,1, CIELAB, ColSpX=0

BAM registration: 20081001-Ee37/10L/L37E00FP.PS/.PDF BAM material: code=rh4ta
 application for evaluation and measurement of printer or monitor systems

Input and output: Colorimetric Printer Reflective System FRS15_90a for relative CIELAB hue $h^* = lab^*h^* = h_{ab}^*/360 = 0.305$
 data for any colour:

lab^*tch^* and lab^*icu^*
 Hue texts:
 $u^*_e = j25g$ $u^*_d = y34l$
 contrast reduction factor:
 $c_R = 0.9$
 triangle lightness t^*



FRS15_90a; adapted (a) CIELAB data

	u^*_e	$L^*=L^*_a$	a^*_a	b^*_a	$C^*_{ab,a}$	$h^*_{ab,a}$
O _{Ma}	38.8	53.92	39.68	66.95	36	
Y _{Ma}	82.58	-4.64	98.22	98.33	93	
L _{Ma}	46.95	-56.34	43.46	71.15	142	
C _{Ma}	54.62	-26.2	-28.68	38.85	228	
V _{Ma}	20.01	45.2	-52.87	69.56	311	
M _{Ma}	40.88	70.68	-29.99	76.78	337	
N _{Ma}	15.0	0.0	0.0	0.0	0	
W _{Ma}	90.0	0.0	0.0	0.0	0	
R _{Ma}	39.92	58.74	27.99	65.07	25	
J _{Ma}	81.26	-2.89	71.56	71.62	92	
G _{Ma}	52.23	-42.42	13.6	44.55	162	
B _{Ma}	30.57	1.41	-46.47	46.49	272	

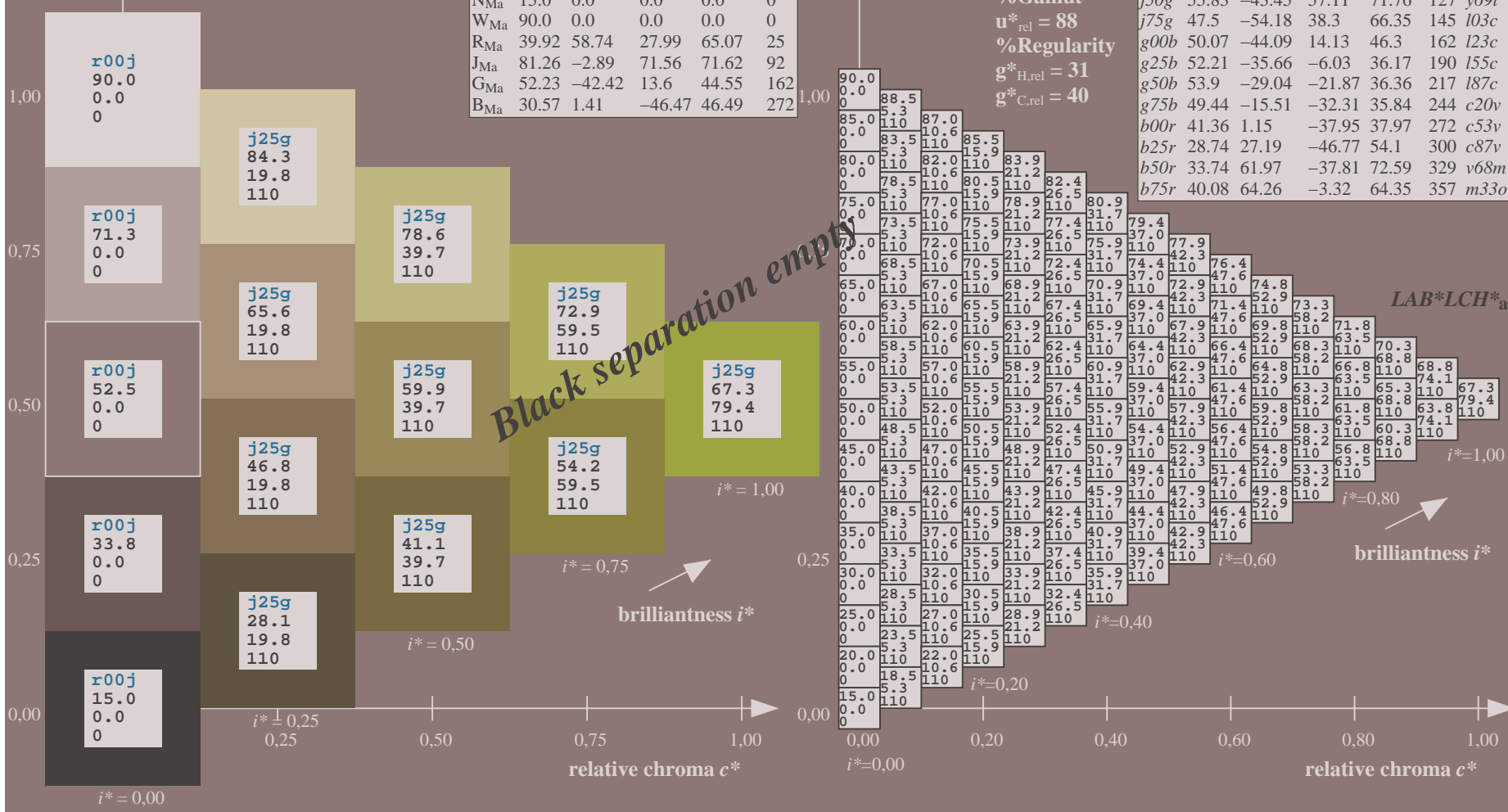
Data for maximum colour (Ma):

$LAB^*LAB^*_Ma$: 67 -27 75
 $LAB^*LCH^*_Ma$: 67 79 109
 $lab^*rgb^*_Ma$: 0.75 1.0 0.0
 $lab^*olv^*_Ma$: 0.66 1.0 0.0
 triangle lightness t^*

FRS15_90a; adapted (a) CIELAB data

	u^*_e	$L^*=L^*_a$	a^*_a	b^*_a	$C^*_{ab,a}$	$h^*_{ab,a}$	u^*_d
r00j	39.18	56.94	27.13	63.07	25	m81o	
r25j	42.41	49.1	44.5	66.26	42	o10y	
r50j	52.78	35.22	58.37	68.17	59	o40y	
r75j	64.82	19.12	74.47	76.89	76	o69y	
j00g	82.06	-3.94	97.52	97.6	92	o98y	
j25g	67.26	-26.87	74.67	79.36	110	y34l	
j50g	55.83	-43.45	57.11	71.76	127	y69l	
j75g	47.5	-54.18	38.3	66.35	145	l03c	
g00b	50.07	-44.09	14.13	46.3	162	l23c	
g25b	52.21	-35.66	-6.03	36.17	190	l55c	
g50b	53.9	-29.04	-21.87	36.36	217	l87c	
g75b	49.44	-15.51	-32.31	35.84	244	c20v	
b00r	41.36	1.15	-37.95	37.97	272	c53v	
b25r	28.74	27.19	-46.77	54.1	300	c87v	
b50r	33.74	61.97	-37.81	72.59	329	v68m	
b75r	40.08	64.26	-3.32	64.35	357	m33o	

%Gamut
 $u^*_{rel} = 88$
 %Regularity
 $g^*_{H,rel} = 31$
 $g^*_{C,rel} = 40$

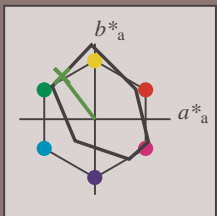


See for similar files: <http://www.ps.bam.de/Ee37/>; www.ps.bam.de/Ee37/; www.ps.bam.de/Ee37/
 Technical information: <http://www.ps.bam.de> Version 2.1, io=1,1, CIELAB, ColSpX=0

BAM registration: 20081001-Ee37/10L/L37E00FP.PS/ .PDF BAM material: code=rh4ta
 application for evaluation and measurement of printer or monitor systems

Input and output: Colorimetric Printer Reflective System FRS15_90a for relative CIELAB hue $h^* = lab^*h^* = h_{ab}/360 = 0.354$
 data for any colour:

lab^*tch^* and lab^*icu^*
 Hue texts:
 $u^*_e = j50g$ $u^*_d = y69l$
 contrast reduction factor:
 $c_R = 0.9$
 triangle lightness t^*



FRS15_90a; adapted (a) CIELAB data

	u^*_e	$L^*=L^*_a$	a^*_a	b^*_a	$C^*_{ab,a}$	$h^*_{ab,a}$
O _{Ma}	38.8	53.92	39.68	66.95	36	
Y _{Ma}	82.58	-4.64	98.22	98.33	93	
L _{Ma}	46.95	-56.34	43.46	71.15	142	
C _{Ma}	54.62	-26.2	-28.68	38.85	228	
V _{Ma}	20.01	45.2	-52.87	69.56	311	
M _{Ma}	40.88	70.68	-29.99	76.78	337	
N _{Ma}	15.0	0.0	0.0	0.0	0	
W _{Ma}	90.0	0.0	0.0	0.0	0	
R _{Ma}	39.92	58.74	27.99	65.07	25	
J _{Ma}	81.26	-2.89	71.56	71.62	92	
G _{Ma}	52.23	-42.42	13.6	44.55	162	
B _{Ma}	30.57	1.41	-46.47	46.49	272	

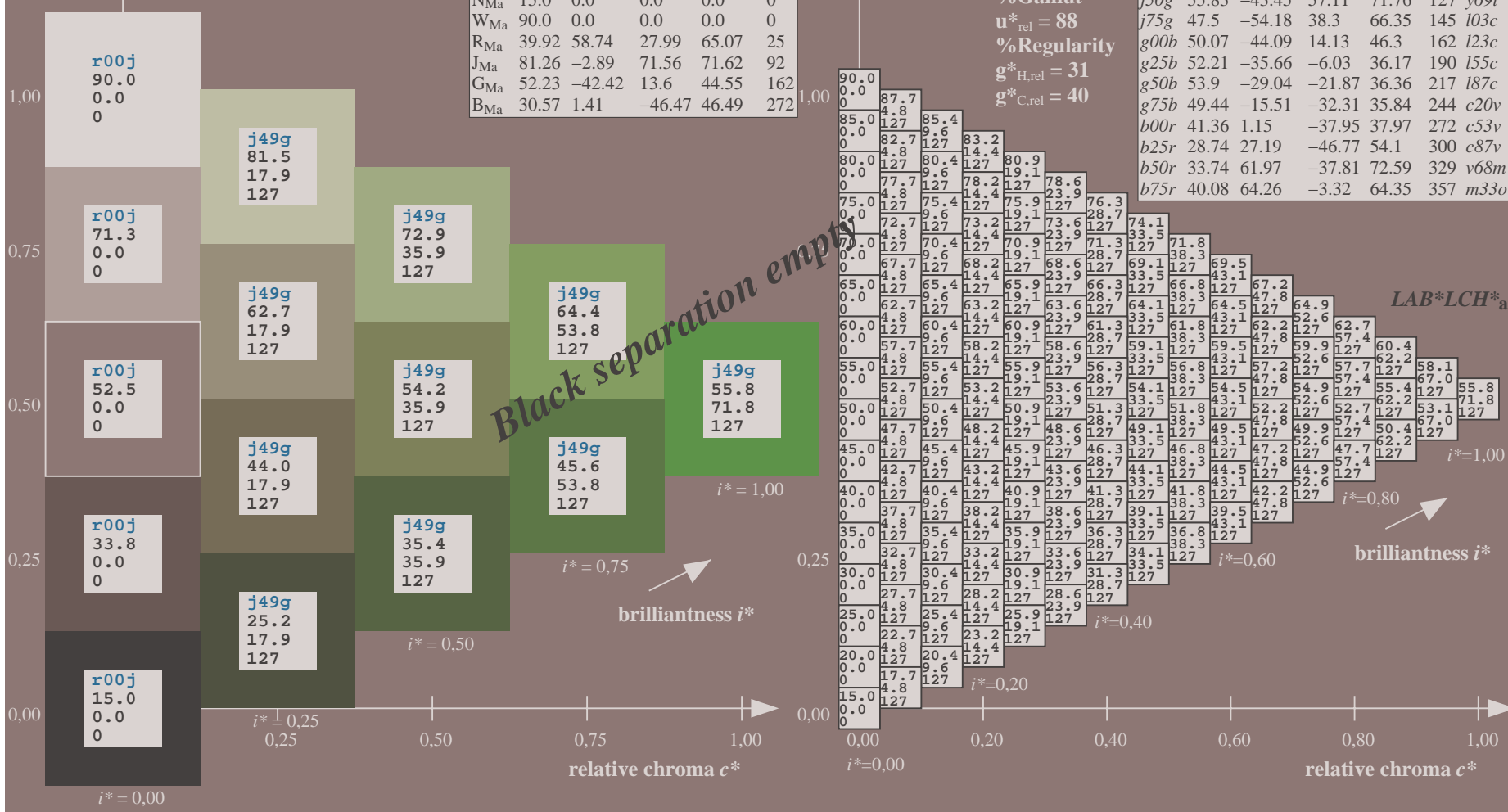
Data for maximum colour (Ma):

$LAB^*LAB^*_Ma$: 56 -43 57
 $LAB^*LCH^*_Ma$: 56 72 127
 $lab^*rgb^*_Ma$: 0.5 1.0 0.0
 $lab^*olv^*_Ma$: 0.3 1.0 0.0
 triangle lightness t^*

FRS15_90a; adapted (a) CIELAB data

	u^*_e	$L^*=L^*_a$	a^*_a	b^*_a	$C^*_{ab,a}$	$h^*_{ab,a}$	u^*_d
r00j	39.18	56.94	27.13	63.07	25	m81o	
r25j	42.41	49.1	44.5	66.26	42	o10y	
r50j	52.78	35.22	58.37	68.17	59	o40y	
r75j	64.82	19.12	74.47	76.89	76	o69y	
j00g	82.06	-3.94	97.52	97.6	92	o98y	
j25g	67.26	-26.87	74.67	79.36	110	y34l	
j50g	55.83	-43.45	57.11	71.76	127	y69l	
j75g	47.5	-54.18	38.3	66.35	145	l03c	
g00b	50.07	-44.09	14.13	46.3	162	l23c	
g25b	52.21	-35.66	-6.03	36.17	190	l55c	
g50b	53.9	-29.04	-21.87	36.36	217	l87c	
g75b	49.44	-15.51	-32.31	35.84	244	c20v	
b00r	41.36	1.15	-37.95	37.97	272	c53v	
b25r	28.74	27.19	-46.77	54.1	300	c87v	
b50r	33.74	61.97	-37.81	72.59	329	v68m	
b75r	40.08	64.26	-3.32	64.35	357	m33o	

%Gamut
 $u^*_{rel} = 88$
 %Regularity
 $g^*_{H,rel} = 31$
 $g^*_{C,rel} = 40$

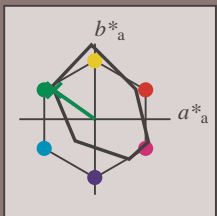


See for similar files: <http://www.ps.bam.de/Ee37/>; www.ps.bam.de/Ee37/; www.ps.bam.de/Ee37/
 Technical information: <http://www.ps.bam.de> Version 2.1, io=1,1, CIELAB, ColSpX=0

BAM registration: 20081001-Ee37/10L/L37E00FP.PS/.PDF BAM material: code=rhadata
 application for evaluation and measurement of printer or monitor systems

Input and output: Colorimetric Printer Reflective System FRS15_90a for relative CIELAB hue $h^* = lab^*h^* = h_{ab}/360 = 0.402$
 data for any colour:

lab^*tch^* and lab^*icu^*
 Hue texts:
 $u^*_e = j75g$ $u^*_d = i03c$
 contrast reduction factor:
 $c_R = 0.9$
 triangle lightness t^*



FRS15_90a; adapted (a) CIELAB data

	u^*_e	$L^*=L^*_a$	a^*_a	b^*_a	$C^*_{ab,a}$	$h^*_{ab,a}$
O _{Ma}	38.8	53.92	39.68	66.95	36	
Y _{Ma}	82.58	-4.64	98.22	98.33	93	
L _{Ma}	46.95	-56.34	43.46	71.15	142	
C _{Ma}	54.62	-26.2	-28.68	38.85	228	
V _{Ma}	20.01	45.2	-52.87	69.56	311	
M _{Ma}	40.88	70.68	-29.99	76.78	337	
N _{Ma}	15.0	0.0	0.0	0.0	0	
W _{Ma}	90.0	0.0	0.0	0.0	0	
R _{Ma}	39.92	58.74	27.99	65.07	25	
J _{Ma}	81.26	-2.89	71.56	71.62	92	
G _{Ma}	52.23	-42.42	13.6	44.55	162	
B _{Ma}	30.57	1.41	-46.47	46.49	272	

FRS15_90a; adapted (a) CIELAB data

	u^*_e	$L^*=L^*_a$	a^*_a	b^*_a	$C^*_{ab,a}$	$h^*_{ab,a}$	u^*_d
r00j	39.18	56.94	27.13	63.07	25	m81o	
r25j	42.41	49.1	44.5	66.26	42	o10y	
r50j	52.78	35.22	58.37	68.17	59	o40y	
r75j	64.82	19.12	74.47	76.89	76	o69y	
j00g	82.06	-3.94	97.52	97.6	92	o98y	
j25g	67.26	-26.87	74.67	79.36	110	y34l	
j50g	55.83	-43.45	57.11	71.76	127	y69l	
j75g	47.5	-54.18	38.3	66.35	145	i03c	
g00b	50.07	-44.09	14.13	46.3	162	i23c	
g25b	52.21	-35.66	-6.03	36.17	190	i55c	
g50b	53.9	-29.04	-21.87	36.36	217	i87c	
g75b	49.44	-15.51	-32.31	35.84	244	c20v	
b00r	41.36	1.15	-37.95	37.97	272	c53v	
b25r	28.74	27.19	-46.77	54.1	300	c87v	
b50r	33.74	61.97	-37.81	72.59	329	v68m	
b75r	40.08	64.26	-3.32	64.35	357	m33o	

Data for maximum colour (Ma):

$LAB^*LAB^*_Ma$: 48 -54 38

$LAB^*LCH^*_Ma$: 48 66 144

$lab^*rgb^*_Ma$: 0.25 1.0 0.0

$lab^*olv^*_Ma$: 0.0 1.0 0.03

triangle lightness t^*

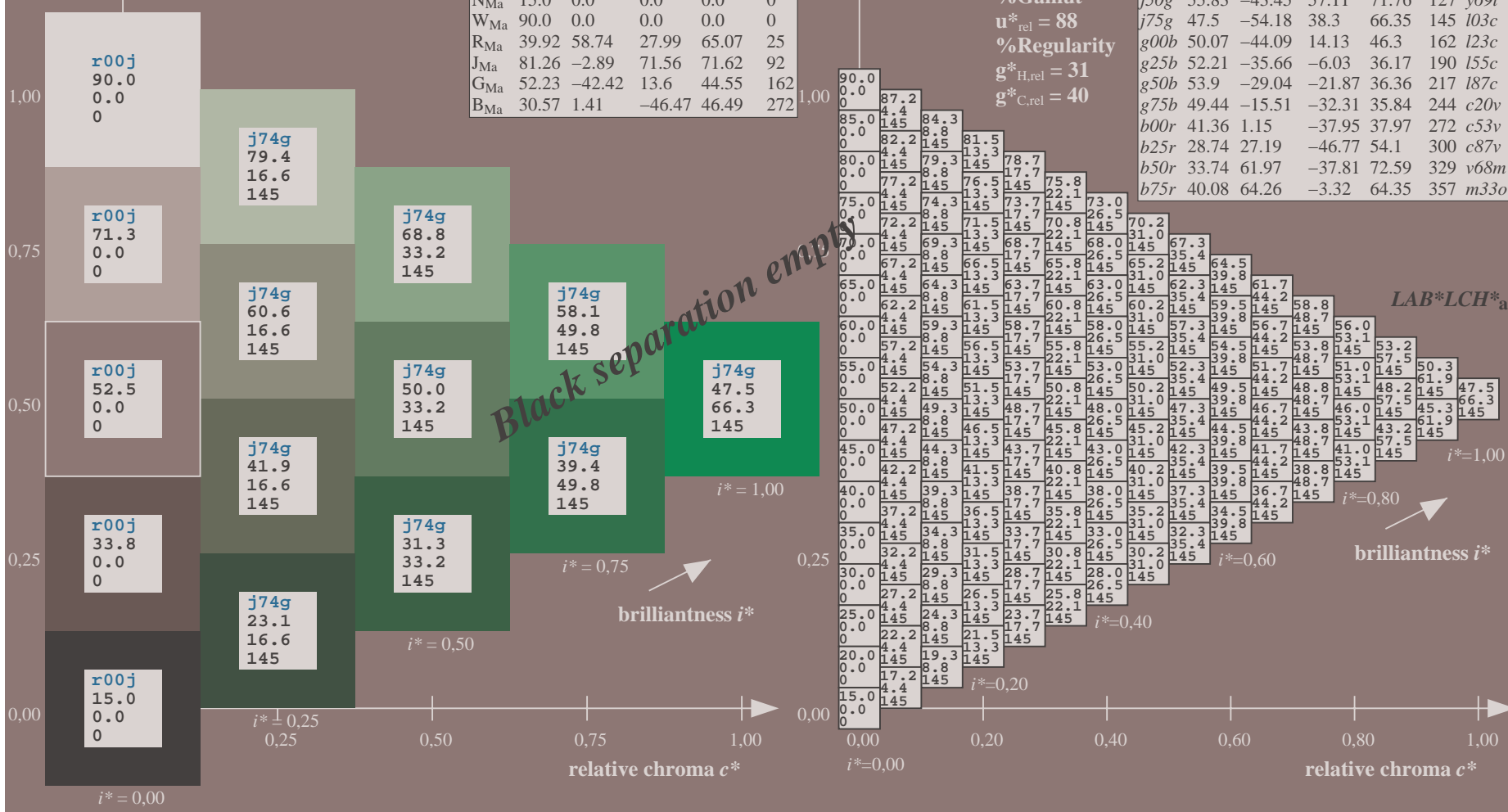
%Gamut

$u^*_{rel} = 88$

%Regularity

$g^*_{H,rel} = 31$

$g^*_{C,rel} = 40$



Black separation empty

$LAB^*LCH^*_a$

$i^*=1.00$

$i^*=0.80$

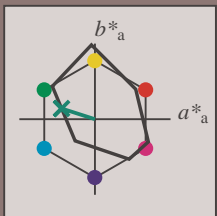
$i^*=0.60$

$i^*=0.40$

$i^*=0.20$

Input and output: Colorimetric Printer Reflective System FRS15_90a for relative CIELAB hue $h^* = lab^*h^* = h_{ab}/360 = 0.451$
 data for any colour:

lab^*tch^* and lab^*icu^*
 Hue texts:
 $u^*_e = g00b$ $u^*_d = l23c$
 contrast reduction factor:
 $c_R = 0.9$
 triangle lightness t^*



FRS15_90a; adapted (a) CIELAB data

	u^*_e	$L^*=L^*_a$	a^*_a	b^*_a	$C^*_{ab,a}$	$h^*_{ab,a}$
O _{Ma}	38.8	53.92	39.68	66.95	36	
Y _{Ma}	82.58	-4.64	98.22	98.33	93	
L _{Ma}	46.95	-56.34	43.46	71.15	142	
C _{Ma}	54.62	-26.2	-28.68	38.85	228	
V _{Ma}	20.01	45.2	-52.87	69.56	311	
M _{Ma}	40.88	70.68	-29.99	76.78	337	
N _{Ma}	15.0	0.0	0.0	0.0	0	
W _{Ma}	90.0	0.0	0.0	0.0	0	
R _{Ma}	39.92	58.74	27.99	65.07	25	
J _{Ma}	81.26	-2.89	71.56	71.62	92	
G _{Ma}	52.23	-42.42	13.6	44.55	162	
B _{Ma}	30.57	1.41	-46.47	46.49	272	

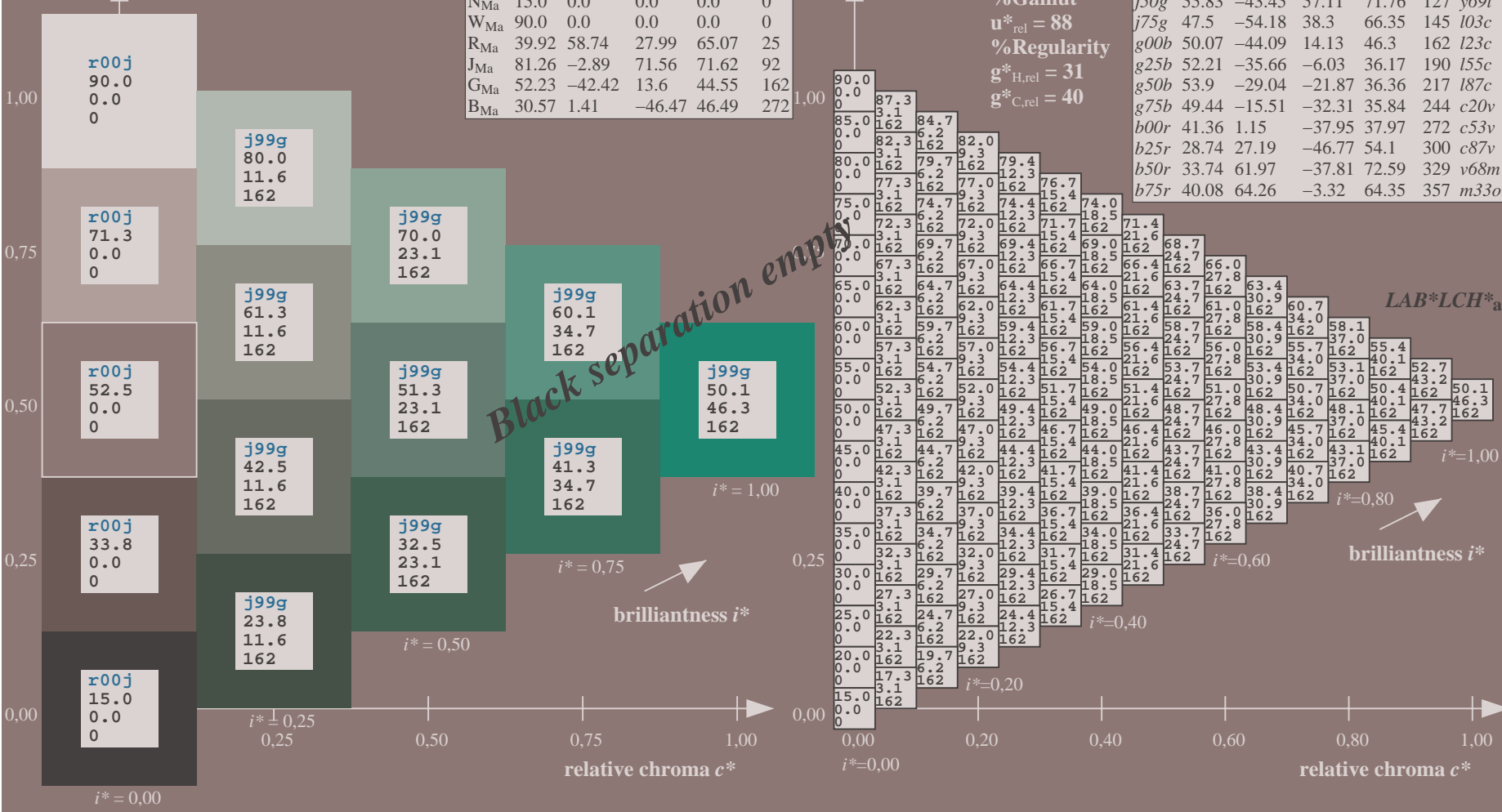
Data for maximum colour (Ma):

$LAB^*LAB^*_Ma$: 50 -44 14
 $LAB^*LCH^*_Ma$: 50 46 162
 $lab^*rgb^*_Ma$: 0.0 1.0 0.0
 $lab^*olv^*_Ma$: 0.0 1.0 0.23

triangle lightness t^*
 %Gamut
 $u^*_{rel} = 88$
 %Regularity
 $g^*_{H,rel} = 31$
 $g^*_{C,rel} = 40$

FRS15_90a; adapted (a) CIELAB data

	u^*_e	$L^*=L^*_a$	a^*_a	b^*_a	$C^*_{ab,a}$	$h^*_{ab,a}$	u^*_d
r00j	39.18	56.94	27.13	63.07	25	m81o	
r25j	42.41	49.1	44.5	66.26	42	o10y	
r50j	52.78	35.22	58.37	68.17	59	o40y	
r75j	64.82	19.12	74.47	76.89	76	o69y	
j00g	82.06	-3.94	97.52	97.6	92	o98y	
j25g	67.26	-26.87	74.67	79.36	110	y34l	
j50g	55.83	-43.45	57.11	71.76	127	y69l	
j75g	47.5	-54.18	38.3	66.35	145	l03c	
g00b	50.07	-44.09	14.13	46.3	162	l23c	
g25b	52.21	-35.66	-6.03	36.17	190	l55c	
g50b	53.9	-29.04	-21.87	36.36	217	l87c	
g75b	49.44	-15.51	-32.31	35.84	244	c20v	
b00r	41.36	1.15	-37.95	37.97	272	c53v	
b25r	28.74	27.19	-46.77	54.1	300	c87v	
b50r	33.74	61.97	-37.81	72.59	329	v68m	
b75r	40.08	64.26	-3.32	64.35	357	m33o	

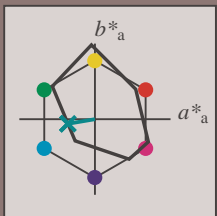


See for similar files: <http://www.ps.bam.de/Ee37/>; www.ps.bam.de/Ee37/; www.ps.bam.de/Ee37/
 Technical information: <http://www.ps.bam.de> Version 2.1, io=1,1, CIELAB, ColSpX=0

BAM registration: 20081001-Ee37/10L/L37E00FP.PS/.PDF BAM material: code=rh4ta
 application for evaluation and measurement of printer or monitor systems

Input and output: Colorimetric Printer Reflective System FRS15_90a for relative CIELAB hue $h^* = lab^*h^* = h_{ab}/360 = 0.527$
 data for any colour:

lab^*tch^* and lab^*icu^*
 Hue texts:
 $u^*_e = g25b$ $u^*_d = l55c$
 contrast reduction factor:
 $c_R = 0.9$
 triangle lightness t^*



FRS15_90a; adapted (a) CIELAB data

	u^*_e	$L^*=L^*_a$	a^*_a	b^*_a	$C^*_{ab,a}$	$h^*_{ab,a}$
O _{Ma}	38.8	53.92	39.68	66.95	36	
Y _{Ma}	82.58	-4.64	98.22	98.33	93	
L _{Ma}	46.95	-56.34	43.46	71.15	142	
C _{Ma}	54.62	-26.2	-28.68	38.85	228	
V _{Ma}	20.01	45.2	-52.87	69.56	311	
M _{Ma}	40.88	70.68	-29.99	76.78	337	
N _{Ma}	15.0	0.0	0.0	0.0	0	
W _{Ma}	90.0	0.0	0.0	0.0	0	
R _{Ma}	39.92	58.74	27.99	65.07	25	
J _{Ma}	81.26	-2.89	71.56	71.62	92	
G _{Ma}	52.23	-42.42	13.6	44.55	162	
B _{Ma}	30.57	1.41	-46.47	46.49	272	

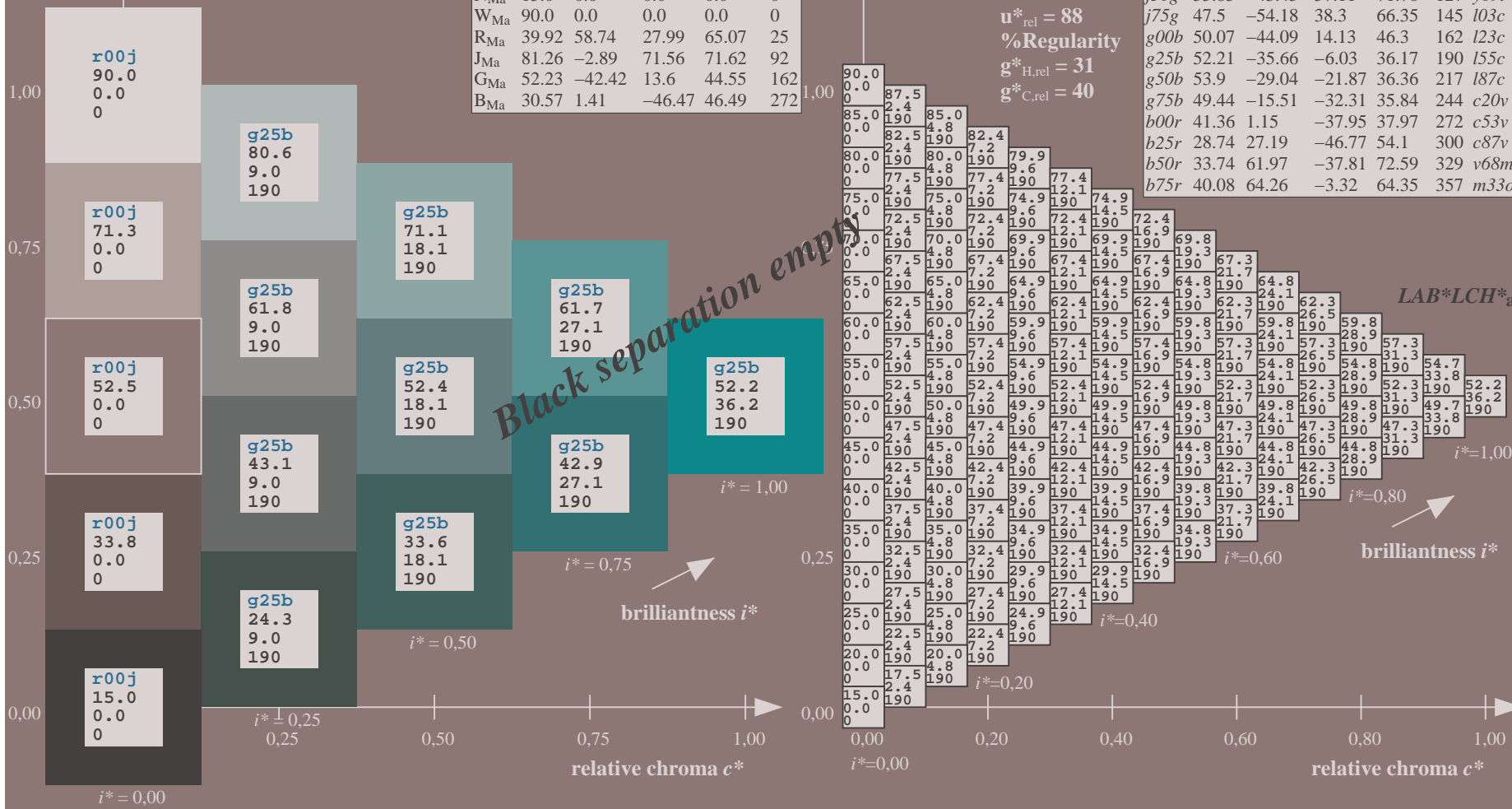
Data for maximum colour (Ma):

$LAB^*LAB^*_Ma$: 52 -36 -6
 $LAB^*LCH^*_Ma$: 52 36 189
 $lab^*rgb^*_Ma$: 0.0 1.0 0.5
 $lab^*olv^*_Ma$: 0.0 1.0 0.55
 triangle lightness t^*

FRS15_90a; adapted (a) CIELAB data

	u^*_e	$L^*=L^*_a$	a^*_a	b^*_a	$C^*_{ab,a}$	$h^*_{ab,a}$	u^*_d
r00j	39.18	56.94	27.13	63.07	25	m81o	
r25j	42.41	49.1	44.5	66.26	42	o10y	
r50j	52.78	35.22	58.37	68.17	59	o40y	
r75j	64.82	19.12	74.47	76.89	76	o69y	
j00g	82.06	-3.94	97.52	97.6	92	o98y	
j25g	67.26	-26.87	74.67	79.36	110	y34l	
j50g	55.83	-43.45	57.11	71.76	127	y69l	
j75g	47.5	-54.18	38.3	66.35	145	l03c	
g00b	50.07	-44.09	14.13	46.3	162	l23c	
g25b	52.21	-35.66	-6.03	36.17	190	l55c	
g50b	53.9	-29.04	-21.87	36.36	217	l87c	
g75b	49.44	-15.51	-32.31	35.84	244	c20v	
b00r	41.36	1.15	-37.95	37.97	272	c53v	
b25r	28.74	27.19	-46.77	54.1	300	c87v	
b50r	33.74	61.97	-37.81	72.59	329	v68m	
b75r	40.08	64.26	-3.32	64.35	357	m33o	

%Gamut
 $u^*_{rel} = 88$
 %Regularity
 $g^*_{H,rel} = 31$
 $g^*_{C,rel} = 40$

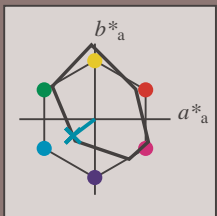


See for similar files: <http://www.ps.bam.de/Ee37/>; www.ps.bam.de/Ee.HTM
 Technical information: <http://www.ps.bam.de> Version 2.1, io=1,1, CIELAB, ColSpX=0

BAM registration: 20081001-Ee37/10L/L37E00FP.PS/.PDF BAM material: code=rhadata
 application for evaluation and measurement of printer or monitor systems

Input and output: Colorimetric Printer Reflective System FRS15_90a for relative CIELAB hue $h^* = lab^*h^* = h_{ab}/360 = 0.603$
 data for any colour:

lab^*tch^* and lab^*icu^*
 Hue texts:
 $u^*_e = g50b$ $u^*_d = l87c$
 contrast reduction factor:
 $c_R = 0.9$
 triangle lightness t^*



FRS15_90a; adapted (a) CIELAB data

	u^*_e	$L^*=L^*_a$	a^*_a	b^*_a	$C^*_{ab,a}$	$h^*_{ab,a}$
O _{Ma}	38.8	53.92	39.68	66.95	36	
Y _{Ma}	82.58	-4.64	98.22	98.33	93	
L _{Ma}	46.95	-56.34	43.46	71.15	142	
C _{Ma}	54.62	-26.2	-28.68	38.85	228	
V _{Ma}	20.01	45.2	-52.87	69.56	311	
M _{Ma}	40.88	70.68	-29.99	76.78	337	
N _{Ma}	15.0	0.0	0.0	0.0	0	
W _{Ma}	90.0	0.0	0.0	0.0	0	
R _{Ma}	39.92	58.74	27.99	65.07	25	
J _{Ma}	81.26	-2.89	71.56	71.62	92	
G _{Ma}	52.23	-42.42	13.6	44.55	162	
B _{Ma}	30.57	1.41	-46.47	46.49	272	

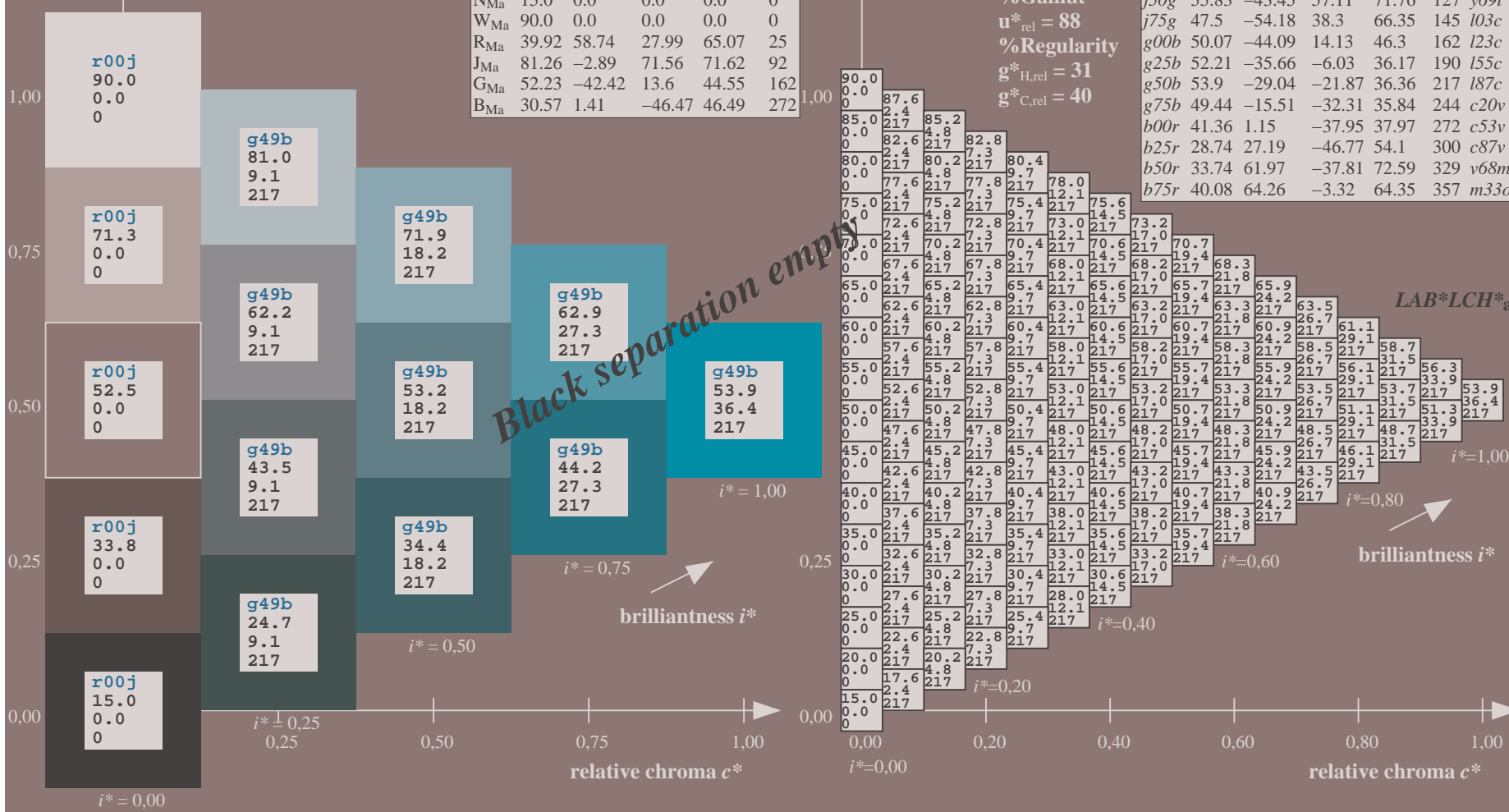
Data for maximum colour (Ma):

$LAB^*LAB^*_{Ma}$: 54 -29 -22
 $LAB^*LCH^*_{Ma}$: 54 36 216
 $lab^*rgb^*_{Ma}$: 0.0 1.0 1.0
 $lab^*olv^*_{Ma}$: 0.0 1.0 0.88
 triangle lightness t^*

FRS15_90a; adapted (a) CIELAB data

	u^*_e	$L^*=L^*_a$	a^*_a	b^*_a	$C^*_{ab,a}$	$h^*_{ab,a}$	u^*_d
r00j	39.18	56.94	27.13	63.07	25	m81o	
r25j	42.41	49.1	44.5	66.26	42	o10y	
r50j	52.78	35.22	58.37	68.17	59	o40y	
r75j	64.82	19.12	74.47	76.89	76	o69y	
j00g	82.06	-3.94	97.52	97.6	92	o98y	
j25g	67.26	-26.87	74.67	79.36	110	y34l	
j50g	55.83	-43.45	57.11	71.76	127	y69l	
j75g	47.5	-54.18	38.3	66.35	145	l03c	
g00b	50.07	-44.09	14.13	46.3	162	l23c	
g25b	52.21	-35.66	-6.03	36.17	190	l55c	
g50b	53.9	-29.04	-21.87	36.36	217	l87c	
g75b	49.44	-15.51	-32.31	35.84	244	c20v	
b00r	41.36	1.15	-37.95	37.97	272	c53v	
b25r	28.74	27.19	-46.77	54.1	300	c87v	
b50r	33.74	61.97	-37.81	72.59	329	v68m	
b75r	40.08	64.26	-3.32	64.35	357	m33o	

%Gamut
 $u^*_{rel} = 88$
 %Regularity
 $g^*_{H,rel} = 31$
 $g^*_{C,rel} = 40$

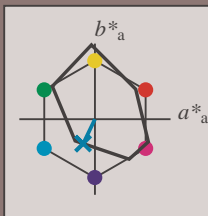


See for similar files: <http://www.ps.bam.de/Ee37/>; www.ps.bam.de/Ee37/10L/L37E00FP.PS/.PDF
 Technical information: <http://www.ps.bam.de> Version 2.1, io=1,1, CIELAB, ColSpX=0

BAM registration: 20081001-Ee37/10L/L37E00FP.PS/.PDF BAM material: code=rh4ta
 application for evaluation and measurement of printer or monitor systems

Input and output: Colorimetric Printer Reflective System FRS15_90a for relative CIELAB hue $h^* = lab^*h^* = h_{ab}/360 = 0.679$
 data for any colour:

lab^*tch^* and lab^*icu^*
 Hue texts:
 $u^*_e = g75b$ $u^*_d = c20v$
 contrast reduction factor:
 $c_R = 0.9$
 triangle lightness t^*



FRS15_90a; adapted (a) CIELAB data

	u^*_e	$L^*=L^*_a$	a^*_a	b^*_a	$C^*_{ab,a}$	$h^*_{ab,a}$
O _{Ma}	38.8	53.92	39.68	66.95	36	
Y _{Ma}	82.58	-4.64	98.22	98.33	93	
L _{Ma}	46.95	-56.34	43.46	71.15	142	
C _{Ma}	54.62	-26.2	-28.68	38.85	228	
V _{Ma}	20.01	45.2	-52.87	69.56	311	
M _{Ma}	40.88	70.68	-29.99	76.78	337	
N _{Ma}	15.0	0.0	0.0	0.0	0	
W _{Ma}	90.0	0.0	0.0	0.0	0	
R _{Ma}	39.92	58.74	27.99	65.07	25	
J _{Ma}	81.26	-2.89	71.56	71.62	92	
G _{Ma}	52.23	-42.42	13.6	44.55	162	
B _{Ma}	30.57	1.41	-46.47	46.49	272	

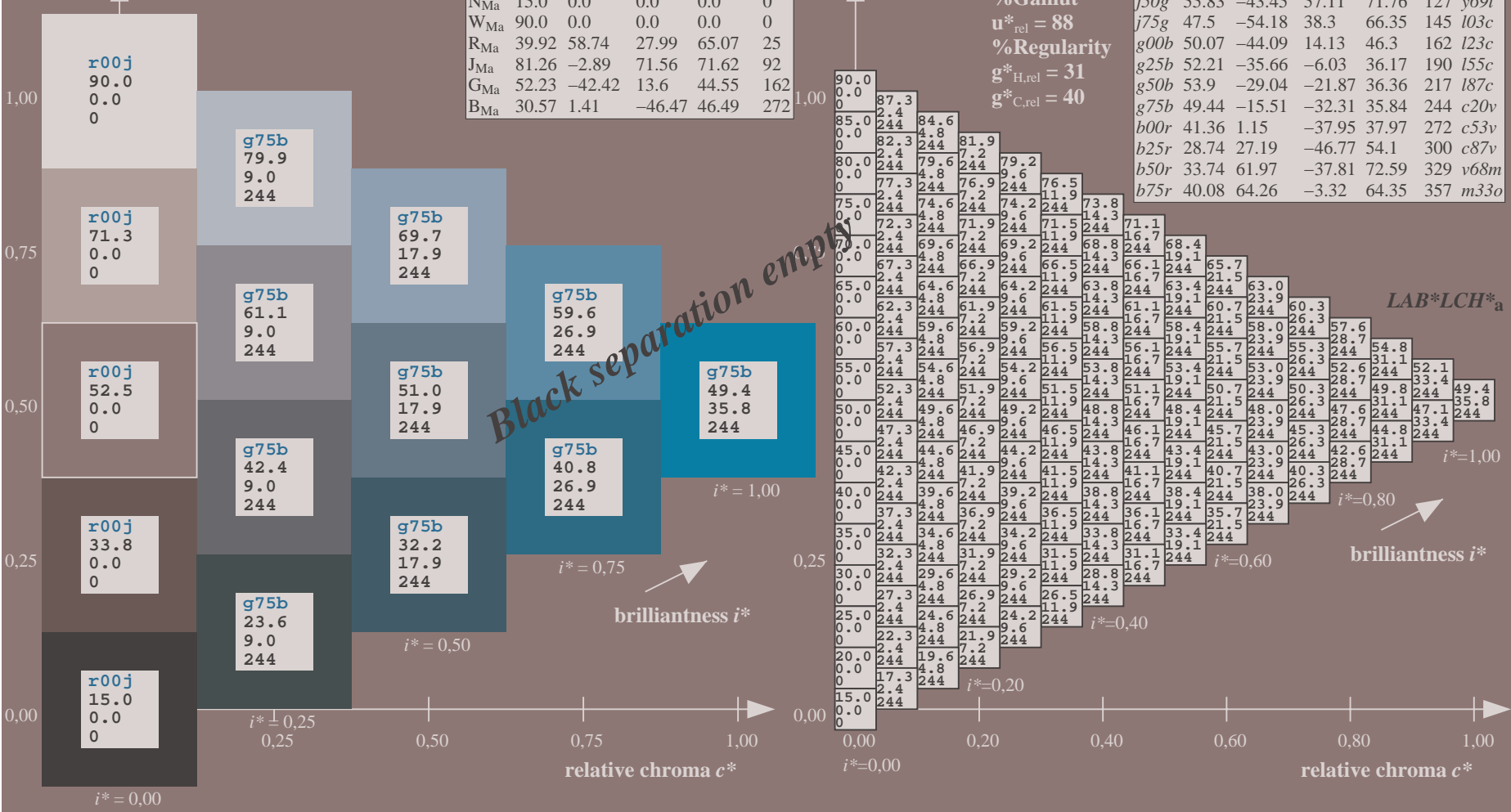
Data for maximum colour (Ma):

$LAB^*LAB^*_Ma$: 49 -16 -32
 $LAB^*LCH^*_Ma$: 49 36 244
 $lab^*rgb^*_Ma$: 0.0 0.5 1.0
 $lab^*olv^*_Ma$: 0.0 0.8 1.0
 triangle lightness t^*

FRS15_90a; adapted (a) CIELAB data

	u^*_e	$L^*=L^*_a$	a^*_a	b^*_a	$C^*_{ab,a}$	$h^*_{ab,a}$	u^*_d
r00j	39.18	56.94	27.13	63.07	25	m81o	
r25j	42.41	49.1	44.5	66.26	42	o10y	
r50j	52.78	35.22	58.37	68.17	59	o40y	
r75j	64.82	19.12	74.47	76.89	76	o69y	
j00g	82.06	-3.94	97.52	97.6	92	o98y	
j25g	67.26	-26.87	74.67	79.36	110	y34l	
j50g	55.83	-43.45	57.11	71.76	127	y69l	
j75g	47.5	-54.18	38.3	66.35	145	l03c	
g00b	50.07	-44.09	14.13	46.3	162	l23c	
g25b	52.21	-35.66	-6.03	36.17	190	l55c	
g50b	53.9	-29.04	-21.87	36.36	217	l87c	
g75b	49.44	-15.51	-32.31	35.84	244	c20v	
b00r	41.36	1.15	-37.95	37.97	272	c53v	
b25r	28.74	27.19	-46.77	54.1	300	c87v	
b50r	33.74	61.97	-37.81	72.59	329	v68m	
b75r	40.08	64.26	-3.32	64.35	357	m33o	

%Gamut
 $u^*_{rel} = 88$
 %Regularity
 $g^*_{H,rel} = 31$
 $g^*_{C,rel} = 40$

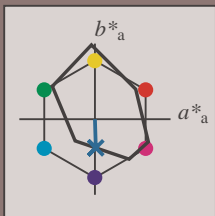


See for similar files: <http://www.ps.bam.de/Ee37/>; www.ps.bam.de/Ee37/10L/L37E00FP.PS/ .PDF
 Technical information: <http://www.ps.bam.de> Version 2.1, io=1,1, CIELAB, ColSpX=0

BAM registration: 20081001-Ee37/10L/L37E00FP.PS/ .PDF BAM material: code=rh4ta
 application for evaluation and measurement of printer or monitor systems

Input and output: Colorimetric Printer Reflective System FRS15_90a for relative CIELAB hue $h^* = lab^*h^* = h_{ab}/360 = 0.755$
 data for any colour:

lab^*tch^* and lab^*icu^*
 Hue texts:
 $u^*_e = b00r$ $u^*_d = c53v$
 contrast reduction factor:
 $c_R = 0.9$
 triangle lightness t^*



FRS15_90a; adapted (a) CIELAB data

	u^*_e	$L^*=L^*_a$	a^*_a	b^*_a	$C^*_{ab,a}$	$h^*_{ab,a}$
O _{Ma}	38.8	53.92	39.68	66.95	36	
Y _{Ma}	82.58	-4.64	98.22	98.33	93	
L _{Ma}	46.95	-56.34	43.46	71.15	142	
C _{Ma}	54.62	-26.2	-28.68	38.85	228	
V _{Ma}	20.01	45.2	-52.87	69.56	311	
M _{Ma}	40.88	70.68	-29.99	76.78	337	
N _{Ma}	15.0	0.0	0.0	0.0	0	
W _{Ma}	90.0	0.0	0.0	0.0	0	
R _{Ma}	39.92	58.74	27.99	65.07	25	
J _{Ma}	81.26	-2.89	71.56	71.62	92	
G _{Ma}	52.23	-42.42	13.6	44.55	162	
B _{Ma}	30.57	1.41	-46.47	46.49	272	

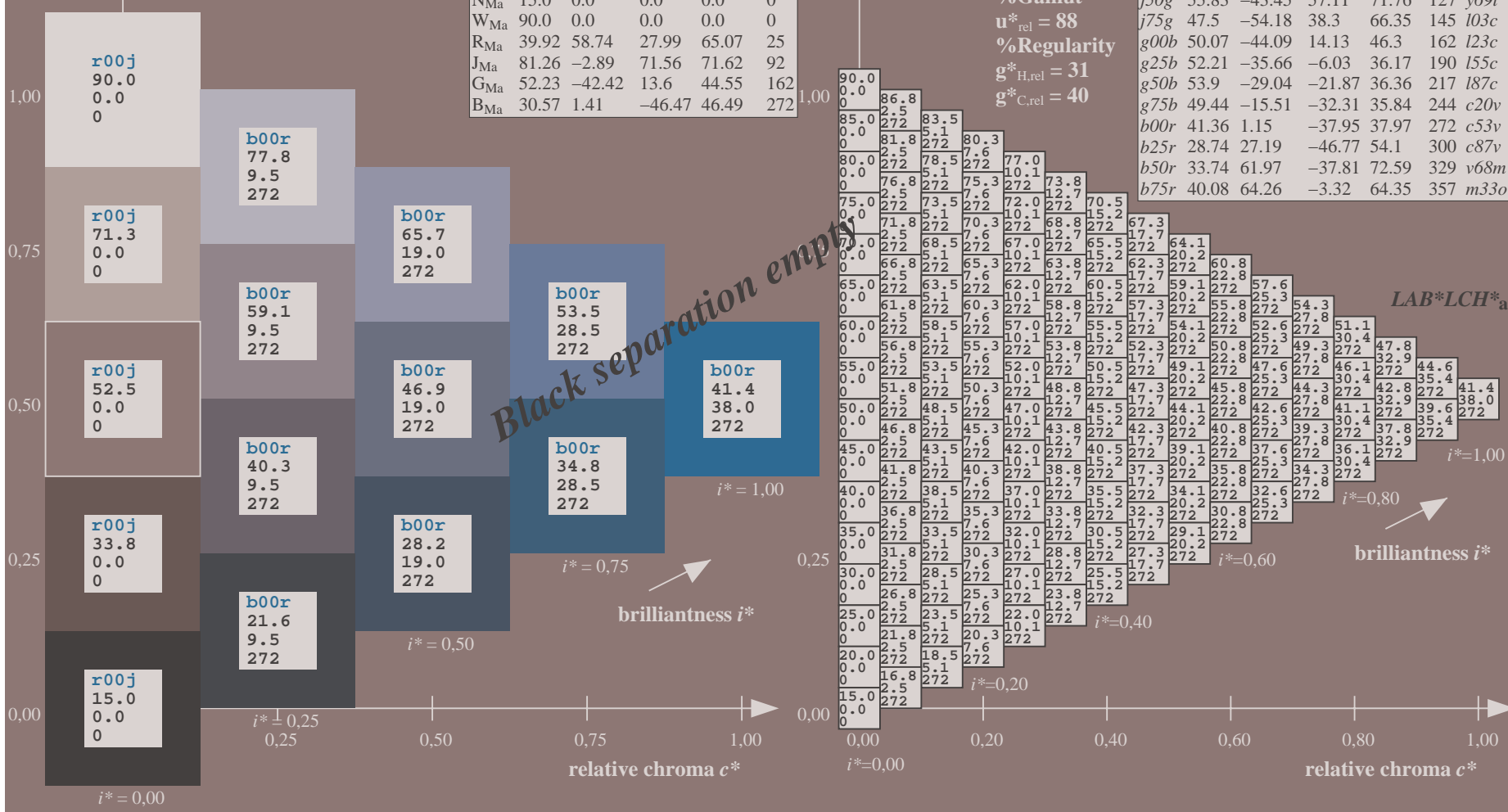
Data for maximum colour (Ma):

$LAB^*LAB^*_{Ma}$: 41 1 -38
 $LAB^*LCH^*_{Ma}$: 41 38 271
 $lab^*rgb^*_{Ma}$: 0.0 0.0 1.0
 $lab^*olv^*_{Ma}$: 0.0 0.47 1.0
 triangle lightness t^*

FRS15_90a; adapted (a) CIELAB data

	u^*_e	$L^*=L^*_a$	a^*_a	b^*_a	$C^*_{ab,a}$	$h^*_{ab,a}$	u^*_d
r00j	39.18	56.94	27.13	63.07	25	m81o	
r25j	42.41	49.1	44.5	66.26	42	o10y	
r50j	52.78	35.22	58.37	68.17	59	o40y	
r75j	64.82	19.12	74.47	76.89	76	o69y	
j00g	82.06	-3.94	97.52	97.6	92	o98y	
j25g	67.26	-26.87	74.67	79.36	110	y34l	
j50g	55.83	-43.45	57.11	71.76	127	y69l	
j75g	47.5	-54.18	38.3	66.35	145	l03c	
g00b	50.07	-44.09	14.13	46.3	162	l23c	
g25b	52.21	-35.66	-6.03	36.17	190	l55c	
g50b	53.9	-29.04	-21.87	36.36	217	l87c	
g75b	49.44	-15.51	-32.31	35.84	244	c20v	
b00r	41.36	1.15	-37.95	37.97	272	c53v	
b25r	28.74	27.19	-46.77	54.1	300	c87v	
b50r	33.74	61.97	-37.81	72.59	329	v68m	
b75r	40.08	64.26	-3.32	64.35	357	m33o	

%Gamut
 $u^*_{rel} = 88$
 %Regularity
 $g^*_{H,rel} = 31$
 $g^*_{C,rel} = 40$

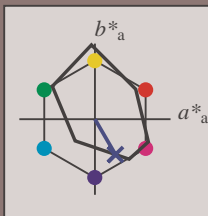


See for similar files: <http://www.ps.bam.de/Ee37/>; www.ps.bam.de/Ee37/; www.ps.bam.de/Ee37/
 Technical information: <http://www.ps.bam.de> Version 2.1, io=1,1, CIELAB, ColSpX=0

BAM registration: 20081001-Ee37/10L/L37E00FP.PS/ .PDF BAM material: code=rh4ta
 application for evaluation and measurement of printer or monitor systems

Input and output: Colorimetric Printer Reflective System FRS15_90a for relative CIELAB hue $h^* = lab^*h^* = h_{ab}/360 = 0.834$
 data for any colour:

lab^*tch^* and lab^*icu^*
 Hue texts:
 $u^*_e = b25r$ $u^*_d = c87v$
 contrast reduction factor:
 $c_R = 0.9$
 triangle lightness t^*



FRS15_90a; adapted (a) CIELAB data

	u^*_e	$L^*=L^*_a$	a^*_a	b^*_a	$C^*_{ab,a}$	$h^*_{ab,a}$
O _{Ma}	38.8	53.92	39.68	66.95	36	
Y _{Ma}	82.58	-4.64	98.22	98.33	93	
L _{Ma}	46.95	-56.34	43.46	71.15	142	
C _{Ma}	54.62	-26.2	-28.68	38.85	228	
V _{Ma}	20.01	45.2	-52.87	69.56	311	
M _{Ma}	40.88	70.68	-29.99	76.78	337	
N _{Ma}	15.0	0.0	0.0	0.0	0	
W _{Ma}	90.0	0.0	0.0	0.0	0	
R _{Ma}	39.92	58.74	27.99	65.07	25	
J _{Ma}	81.26	-2.89	71.56	71.62	92	
G _{Ma}	52.23	-42.42	13.6	44.55	162	
B _{Ma}	30.57	1.41	-46.47	46.49	272	

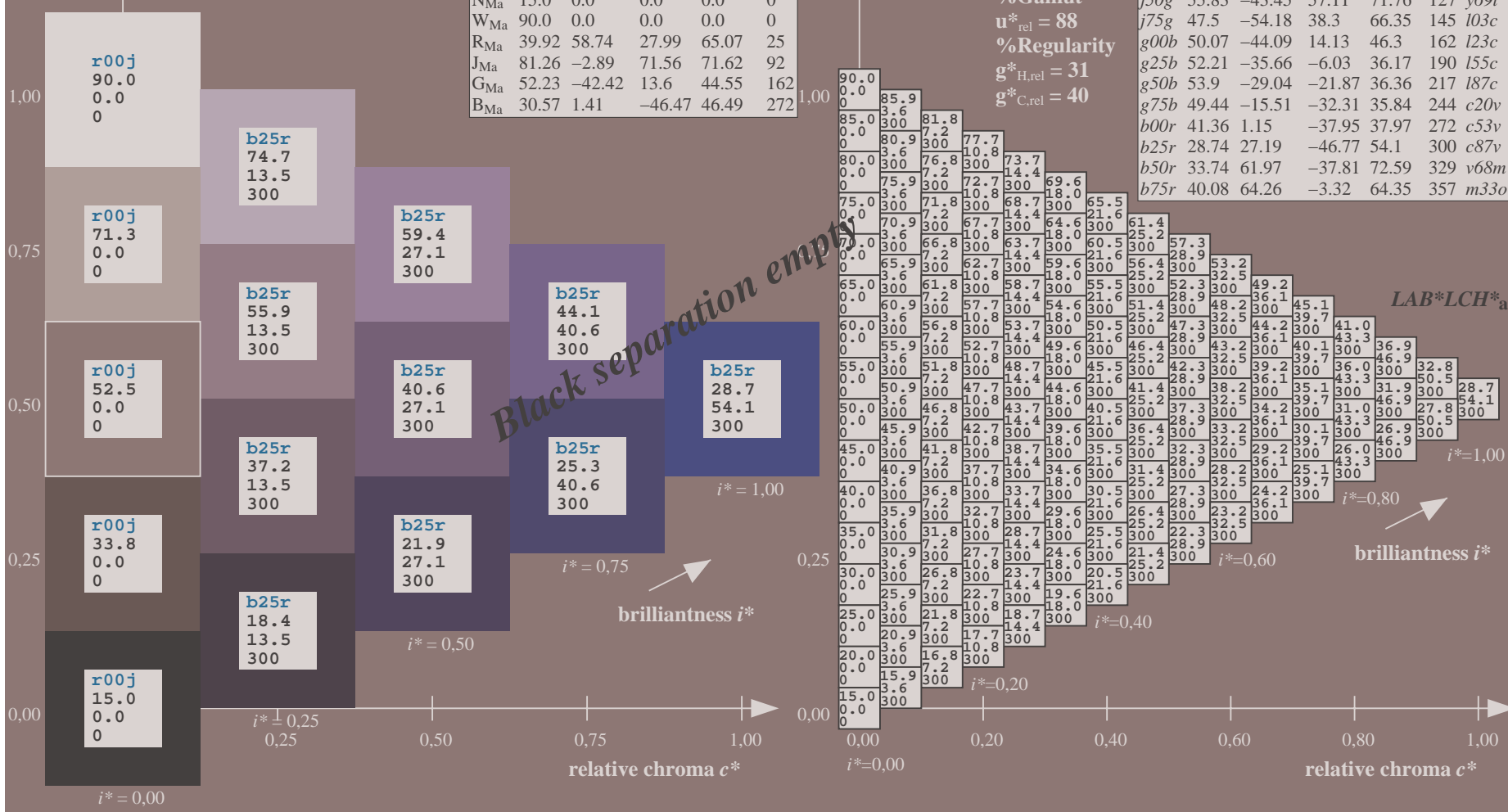
Data for maximum colour (Ma):

$LAB^*LAB^*_Ma$: 29 27 -47
 $LAB^*LCH^*_Ma$: 29 54 300
 $lab^*rgb^*_Ma$: 0.5 0.0 1.0
 $lab^*olv^*_Ma$: 0.0 0.12 1.0
 triangle lightness t^*

FRS15_90a; adapted (a) CIELAB data

	u^*_e	$L^*=L^*_a$	a^*_a	b^*_a	$C^*_{ab,a}$	$h^*_{ab,a}$	u^*_d
r00j	39.18	56.94	27.13	63.07	25	m81o	
r25j	42.41	49.1	44.5	66.26	42	o10y	
r50j	52.78	35.22	58.37	68.17	59	o40y	
r75j	64.82	19.12	74.47	76.89	76	o69y	
j00g	82.06	-3.94	97.52	97.6	92	o98y	
j25g	67.26	-26.87	74.67	79.36	110	y34l	
j50g	55.83	-43.45	57.11	71.76	127	y69l	
j75g	47.5	-54.18	38.3	66.35	145	l03c	
g00b	50.07	-44.09	14.13	46.3	162	l23c	
g25b	52.21	-35.66	-6.03	36.17	190	l55c	
g50b	53.9	-29.04	-21.87	36.36	217	l87c	
g75b	49.44	-15.51	-32.31	35.84	244	c20v	
b00r	41.36	1.15	-37.95	37.97	272	c53v	
b25r	28.74	27.19	-46.77	54.1	300	c87v	
b50r	33.74	61.97	-37.81	72.59	329	v68m	
b75r	40.08	64.26	-3.32	64.35	357	m33o	

%Gamut
 $u^*_{rel} = 88$
 %Regularity
 $g^*_{H,rel} = 31$
 $g^*_{C,rel} = 40$

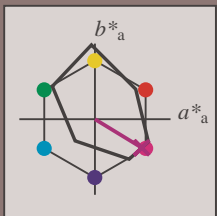


See for similar files: <http://www.ps.bam.de/Ee37/>; www.ps.bam.de/Ee37/
 Technical information: <http://www.ps.bam.de> Version 2.1, io=1,1, CIELAB, ColSpX=0

BAM registration: 20081001-Ee37/10L/L37E00FP.PS/ .PDF BAM material: code=rhadata
 application for evaluation and measurement of printer or monitor systems

Input and output: Colorimetric Printer Reflective System FRS15_90a for relative CIELAB hue $h^* = lab^*h^* = h_{ab}/360 = 0.913$
 data for any colour:

lab^*tch^* and lab^*icu^*
 Hue texts:
 $u^*_e = b50r$ $u^*_d = v68m$
 contrast reduction factor:
 $c_R = 0.9$
 triangle lightness t^*



FRS15_90a; adapted (a) CIELAB data

	u^*_e	$L^*=L^*_a$	a^*_a	b^*_a	$C^*_{ab,a}$	$h^*_{ab,a}$
O _{Ma}	38.8	53.92	39.68	66.95	36	
Y _{Ma}	82.58	-4.64	98.22	98.33	93	
L _{Ma}	46.95	-56.34	43.46	71.15	142	
C _{Ma}	54.62	-26.2	-28.68	38.85	228	
V _{Ma}	20.01	45.2	-52.87	69.56	311	
M _{Ma}	40.88	70.68	-29.99	76.78	337	
N _{Ma}	15.0	0.0	0.0	0.0	0	
W _{Ma}	90.0	0.0	0.0	0.0	0	
R _{Ma}	39.92	58.74	27.99	65.07	25	
J _{Ma}	81.26	-2.89	71.56	71.62	92	
G _{Ma}	52.23	-42.42	13.6	44.55	162	
B _{Ma}	30.57	1.41	-46.47	46.49	272	

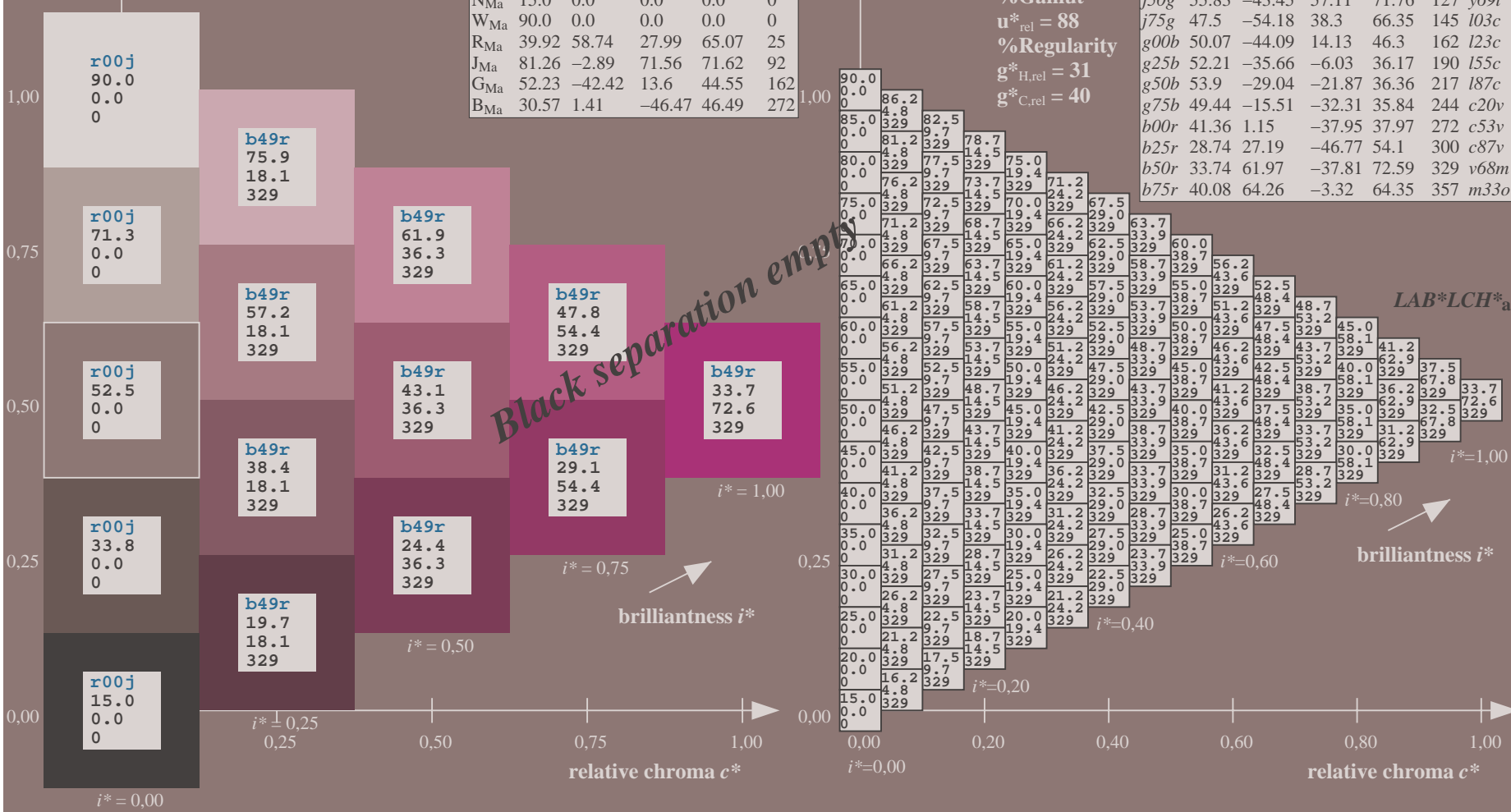
Data for maximum colour (Ma):

$LAB^*LAB^*_{Ma}$: 34 62 -38
 $LAB^*LCH^*_{Ma}$: 34 73 328
 $lab^*rgb^*_{Ma}$: 1.0 0.0 1.0
 $lab^*olv^*_{Ma}$: 0.68 0.0 1.0
 triangle lightness t^*

FRS15_90a; adapted (a) CIELAB data

	u^*_e	$L^*=L^*_a$	a^*_a	b^*_a	$C^*_{ab,a}$	$h^*_{ab,a}$	u^*_d
r00j	39.18	56.94	27.13	63.07	25	m81o	
r25j	42.41	49.1	44.5	66.26	42	o10y	
r50j	52.78	35.22	58.37	68.17	59	o40y	
r75j	64.82	19.12	74.47	76.89	76	o69y	
j00g	82.06	-3.94	97.52	97.6	92	o98y	
j25g	67.26	-26.87	74.67	79.36	110	y34l	
j50g	55.83	-43.45	57.11	71.76	127	y69l	
j75g	47.5	-54.18	38.3	66.35	145	l03c	
g00b	50.07	-44.09	14.13	46.3	162	l23c	
g25b	52.21	-35.66	-6.03	36.17	190	l55c	
g50b	53.9	-29.04	-21.87	36.36	217	l87c	
g75b	49.44	-15.51	-32.31	35.84	244	c20v	
b00r	41.36	1.15	-37.95	37.97	272	c53v	
b25r	28.74	27.19	-46.77	54.1	300	c87v	
b50r	33.74	61.97	-37.81	72.59	329	v68m	
b75r	40.08	64.26	-3.32	64.35	357	m33o	

%Gamut
 $u^*_{rel} = 88$
 %Regularity
 $g^*_{H,rel} = 31$
 $g^*_{C,rel} = 40$

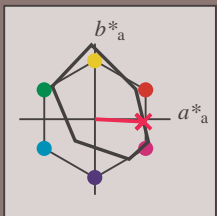


See for similar files: <http://www.ps.bam.de/Ee37/>; www.ps.bam.de/Ee37/; www.ps.bam.de/Ee37/
 Technical information: <http://www.ps.bam.de> Version 2.1, io=1,1, CIELAB, ColSpX=0

BAM registration: 20081001-Ee37/10L/L37E00FP.PS/.PDF BAM material: code=rh4ta
 application for evaluation and measurement of printer or monitor systems

Input and output: Colorimetric Printer Reflective System FRS15_90a for relative CIELAB hue $h^* = lab^*h^* = h_{ab}/360 = 0.992$
 data for any colour:

lab^*tch^* and lab^*icu^*
 Hue texts:
 $u^*_e = b75r$ $u^*_d = m33o$
 contrast reduction factor:
 $c_R = 0.9$
 triangle lightness t^*



FRS15_90a; adapted (a) CIELAB data

	u^*_e	$L^*=L^*_a$	a^*_a	b^*_a	$C^*_{ab,a}$	$h^*_{ab,a}$
O _{Ma}	38.8	53.92	39.68	66.95	36	
Y _{Ma}	82.58	-4.64	98.22	98.33	93	
L _{Ma}	46.95	-56.34	43.46	71.15	142	
C _{Ma}	54.62	-26.2	-28.68	38.85	228	
V _{Ma}	20.01	45.2	-52.87	69.56	311	
M _{Ma}	40.88	70.68	-29.99	76.78	337	
N _{Ma}	15.0	0.0	0.0	0.0	0	
W _{Ma}	90.0	0.0	0.0	0.0	0	
R _{Ma}	39.92	58.74	27.99	65.07	25	
J _{Ma}	81.26	-2.89	71.56	71.62	92	
G _{Ma}	52.23	-42.42	13.6	44.55	162	
B _{Ma}	30.57	1.41	-46.47	46.49	272	

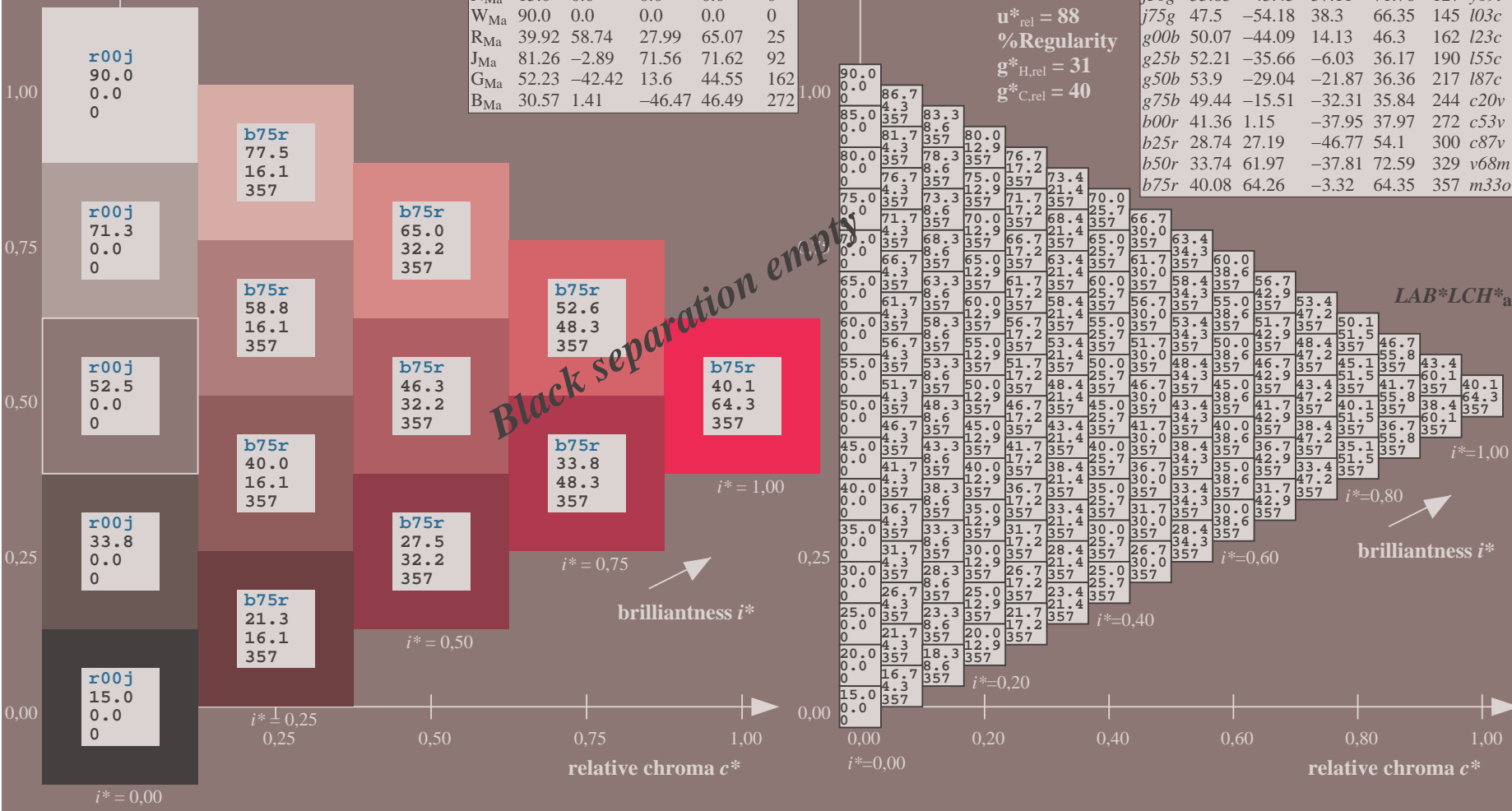
Data for maximum colour (Ma):

$LAB^*LAB^*_Ma$: 40 64 -3
 $LAB^*LCH^*_Ma$: 40 64 357
 $lab^*rgb^*_Ma$: 1.0 0.0 0.5
 $lab^*olv^*_Ma$: 1.0 0.0 0.66
 triangle lightness t^*

FRS15_90a; adapted (a) CIELAB data

	u^*_e	$L^*=L^*_a$	a^*_a	b^*_a	$C^*_{ab,a}$	$h^*_{ab,a}$	u^*_d
r00j	39.18	56.94	27.13	63.07	25	m81o	
r25j	42.41	49.1	44.5	66.26	42	o10y	
r50j	52.78	35.22	58.37	68.17	59	o40y	
r75j	64.82	19.12	74.47	76.89	76	o69y	
j00g	82.06	-3.94	97.52	97.6	92	o98y	
j25g	67.26	-26.87	74.67	79.36	110	y34l	
j50g	55.83	-43.45	57.11	71.76	127	y69l	
j75g	47.5	-54.18	38.3	66.35	145	l03c	
g00b	50.07	-44.09	14.13	46.3	162	l23c	
g25b	52.21	-35.66	-6.03	36.17	190	l55c	
g50b	53.9	-29.04	-21.87	36.36	217	l87c	
g75b	49.44	-15.51	-32.31	35.84	244	c20v	
b00r	41.36	1.15	-37.95	37.97	272	c53v	
b25r	28.74	27.19	-46.77	54.1	300	c87v	
b50r	33.74	61.97	-37.81	72.59	329	v68m	
b75r	40.08	64.26	-3.32	64.35	357	m33o	

%Gamut
 $u^*_{rel} = 88$
 %Regularity
 $g^*_{H,rel} = 31$
 $g^*_{C,rel} = 40$



See for similar files: <http://www.ps.bam.de/Ee37/>; www.ps.bam.de/Ee37/
 Technical information: <http://www.ps.bam.de> Version 2.1, io=1,1, CIELAB, ColSpX=0

BAM registration: 20081001-Ee37/10L/L37E00FP.PS/.PDF BAM material: code=rh4ta
 application for evaluation and measurement of printer or monitor systems

See for similar files: <http://www.ps.bam.de/Ee37/>; www.ps.bam.de/CIE1AB, ColSpX=0
Technical information: <http://www.ps.bam.de>
Version 2.1, io=1,1, CIE1LAB, ColSpX=0

BAM registration: 20081001 -Ee37/10L/L37E00FP.PS/.PDF
application for evaluation and measurement of printer or monitor systems
BAM material: code=rhdata

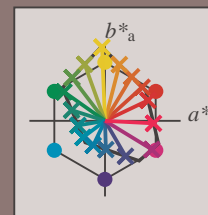
Table with columns labeled A through k and LAB*LCH*a. Rows are numbered 01 to 27. The table contains color calibration data for various printing conditions and systems.

Input and output:
 Colorimetric Printer Reflective System FRS15_90a
 data for any colour:

u^*_e and number *no.* = 00 .. 15
 elementary hue text:
 $u^*_e = 16$ hues *r00j*, *r25j*, ..., *b75r*
 contrast reduction factor:
 $c_R = 0.9$

FRS15_90a; adapted (a) CIELAB data

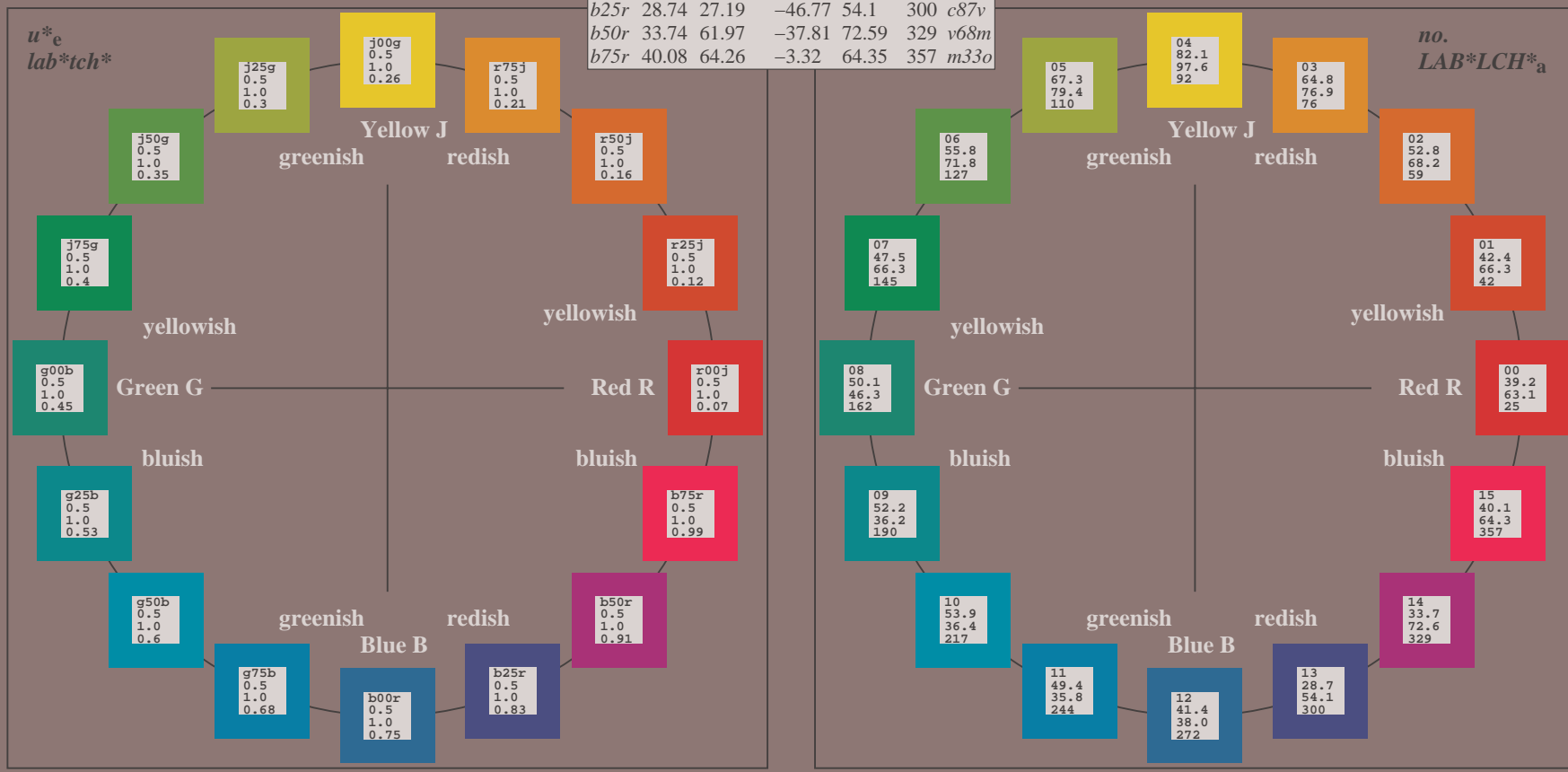
u^*_e	L^*_{ab}	a^*_a	b^*_a	$C^*_{ab,a}$	$h^*_{ab,a}$	u^*_d
r00j	39.18	56.94	27.13	63.07	25	m81o
r25j	42.41	49.1	44.5	66.26	42	o10y
r50j	52.78	35.22	58.37	68.17	59	o40y
r75j	64.82	19.12	74.47	76.89	76	o69y
j00g	82.06	-3.94	97.52	97.6	92	o98y
j25g	67.26	-26.87	74.67	79.36	110	y34l
j50g	55.83	-43.45	57.11	71.76	127	y69l
j75g	47.5	-54.18	38.3	66.35	145	l03c
g00b	50.07	-44.09	14.13	46.3	162	l23c
g25b	52.21	-35.66	-6.03	36.17	190	l55c
g50b	53.9	-29.04	-21.87	36.36	217	l87c
g75b	49.44	-15.51	-32.31	35.84	244	c20v
b00r	41.36	1.15	-37.95	37.97	272	c53v
b25r	28.74	27.19	-46.77	54.1	300	c87v
b50r	33.74	61.97	-37.81	72.59	329	v68m
b75r	40.08	64.26	-3.32	64.35	357	m33o



%Gamut
 $u^*_{rel} = 88$
 %Regularity
 $g^*_{H,rel} = 31$
 $g^*_{C,rel} = 40$

FRS15_90a; adapted (a) CIELAB data

Name	L^*_{ab}	a^*_a	b^*_a	$C^*_{ab,a}$	$h^*_{ab,a}$
OMa	38.8	53.92	39.68	66.95	36
YMa	82.58	-4.64	98.22	98.33	93
LMa	46.95	-56.34	43.46	71.15	142
CMa	54.62	-26.2	-28.68	38.85	228
VMa	20.01	45.2	-52.87	69.56	311
MMa	40.88	70.68	-29.99	76.78	337
NMa	15.0	0.0	0.0	0.0	0
WMa	90.0	0.0	0.0	0.0	0
RCIE	39.92	58.74	27.99	65.07	25
JCIE	81.26	-2.89	71.56	71.62	92
GCIE	52.23	-42.42	13.6	44.55	162
BCIE	30.57	1.41	-46.47	46.49	272

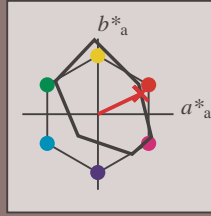


See for similar files: <http://www.ps.bam.de/Ee37/>; www.ps.bam.de/Ee.HTM
 Technical information: <http://www.ps.bam.de> Version 2.1, io=1,1, CIELAB, ColSpX=0

BAM registration: 20081001-Ee37/10L/L37E00FP.PS/ .PDF BAM material: code=rhadata
 application for evaluation and measurement of printer or monitor systems

Input and output: Colorimetric Printer Reflective System FRS15_90a for relative CIELAB hue $h^* = lab^*h^* = h_{ab}/360 = 0.071$
 data for any colour:
 lab^*tch^* and lab^*icu^*

Hue texts:
 $u^*_e = r00j$ $u^*_d = m81o$
 contrast reduction factor:
 $c_R = 0.9$
 triangle lightness t^*



FRS15_90a; adapted (a) CIELAB data

	u^*_e	$L^*=L^*_a$	a^*_a	b^*_a	$C^*_{ab,a}$	$h^*_{ab,a}$
O _{Ma}	38.8	53.92	39.68	66.95	36	
Y _{Ma}	82.58	-4.64	98.22	98.33	93	
L _{Ma}	46.95	-56.34	43.46	71.15	142	
C _{Ma}	54.62	-26.2	-28.68	38.85	228	
V _{Ma}	20.01	45.2	-52.87	69.56	311	
M _{Ma}	40.88	70.68	-29.99	76.78	337	
N _{Ma}	15.0	0.0	0.0	0.0	0	
W _{Ma}	90.0	0.0	0.0	0.0	0	
R _{Ma}	39.92	58.74	27.99	65.07	25	
J _{Ma}	81.26	-2.89	71.56	71.62	92	
G _{Ma}	52.23	-42.42	13.6	44.55	162	
B _{Ma}	30.57	1.41	-46.47	46.49	272	

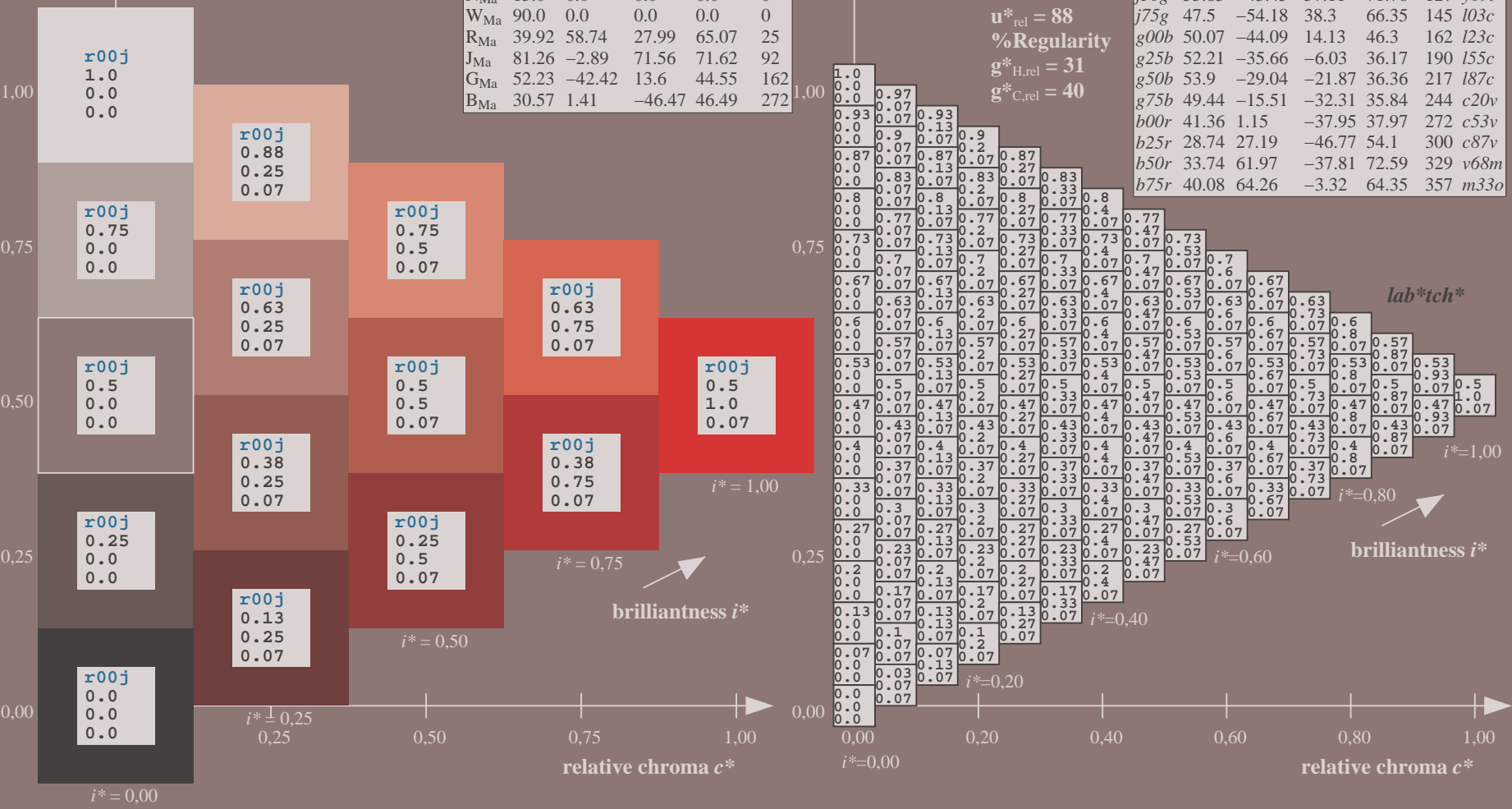
Data for maximum colour (Ma):

$LAB^*LAB^*_{Ma}$: 39 57 27
 $LAB^*LCH^*_{Ma}$: 39 63 25
 $lab^*rgb^*_{Ma}$: 1.0 0.0 0.0
 $lab^*olv^*_{Ma}$: 1.0 0.0 0.18

triangle lightness t^*
 %Gamut
 $u^*_{rel} = 88$
 %Regularity
 $g^*_{H,rel} = 31$
 $g^*_{C,rel} = 40$

FRS15_90a; adapted (a) CIELAB data

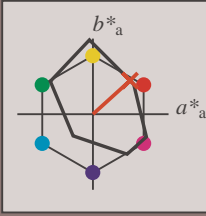
	u^*_e	$L^*=L^*_a$	a^*_a	b^*_a	$C^*_{ab,a}$	$h^*_{ab,a}$	u^*_d
r00j	39.18	56.94	27.13	63.07	25	m81o	
r25j	42.41	49.1	44.5	66.26	42	o10y	
r50j	52.78	35.22	58.37	68.17	59	o40y	
r75j	64.82	19.12	74.47	76.89	76	o69y	
j00g	82.06	-3.94	97.52	97.6	92	o98y	
j25g	67.26	-26.87	74.67	79.36	110	y34l	
j50g	55.83	-43.45	57.11	71.76	127	y69l	
j75g	47.5	-54.18	38.3	66.35	145	l03c	
g00b	50.07	-44.09	14.13	46.3	162	l23c	
g25b	52.21	-35.66	-6.03	36.17	190	l55c	
g50b	53.9	-29.04	-21.87	36.36	217	l87c	
g75b	49.44	-15.51	-32.31	35.84	244	c20v	
b00r	41.36	1.15	-37.95	37.97	272	c53v	
b25r	28.74	27.19	-46.77	54.1	300	c87v	
b50r	33.74	61.97	-37.81	72.59	329	v68m	
b75r	40.08	64.26	-3.32	64.35	357	m33o	



See for similar files: <http://www.ps.bam.de/Ee37/>; www.ps.bam.de/Ee.HTM
 Technical information: <http://www.ps.bam.de> Version 2.1, io=1,1, CIELAB, ColSpX=0

BAM registration: 20081001-Ee37/10L/L37E00FP.PS/ .PDF BAM material: code=rh4ta
 application for evaluation and measurement of printer or monitor systems

Input and output: Colorimetric Printer Reflective System FRS15_90a for relative CIELAB hue $h^* = lab^*h^* = h_{ab}/360 = 0.117$
 data for any colour:
 lab^*tch^* and lab^*icu^*
 Hue texts:
 $u^*_e = r25j$ $u^*_d = o10y$
 contrast reduction factor:
 $c_R = 0.9$
 triangle lightness t^*



FRS15_90a; adapted (a) CIELAB data

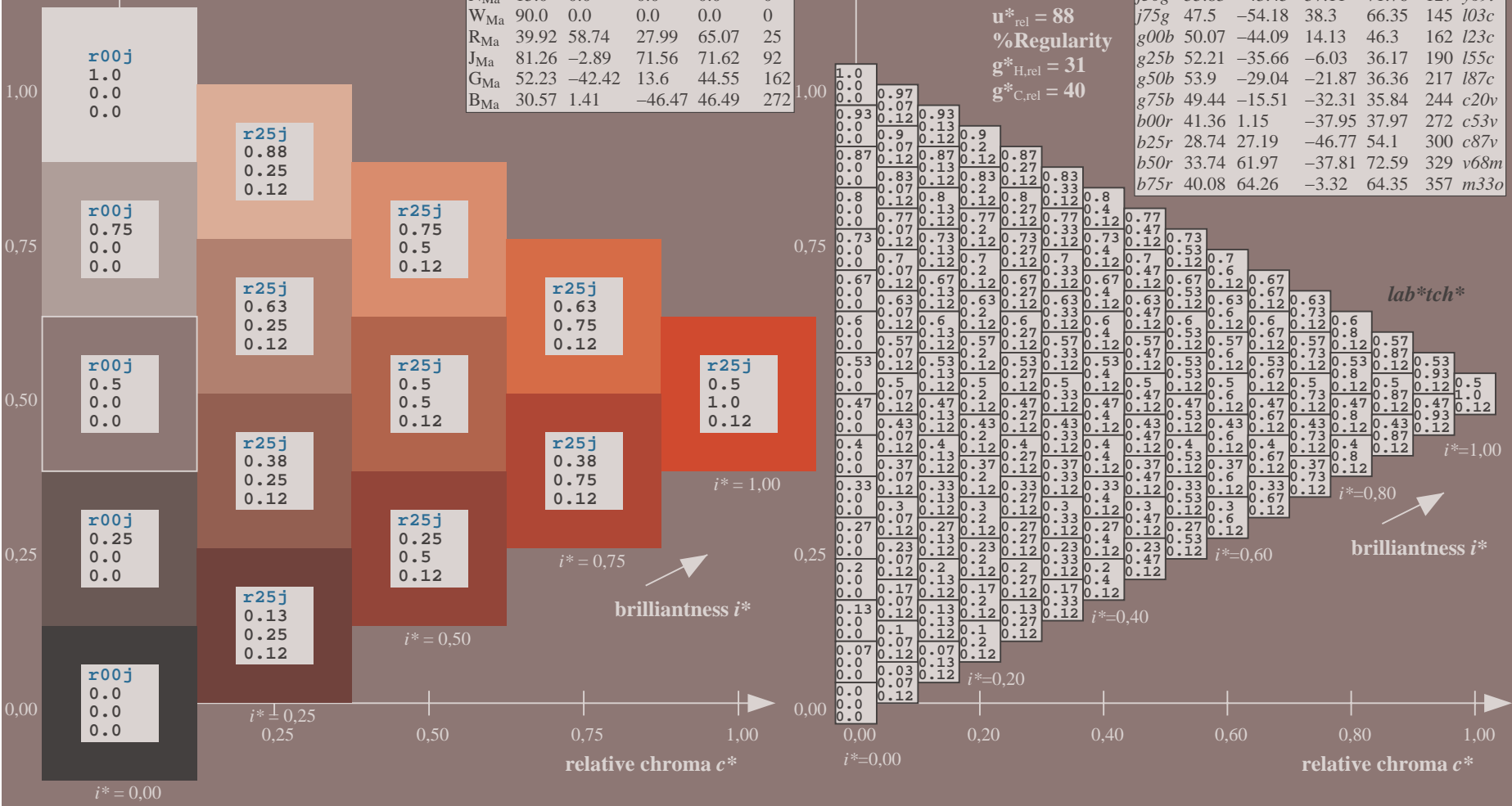
	u^*_e	$L^*=L^*_a$	a^*_a	b^*_a	$C^*_{ab,a}$	$h^*_{ab,a}$
O _{Ma}	38.8	53.92	39.68	66.95	36	
Y _{Ma}	82.58	-4.64	98.22	98.33	93	
L _{Ma}	46.95	-56.34	43.46	71.15	142	
C _{Ma}	54.62	-26.2	-28.68	38.85	228	
V _{Ma}	20.01	45.2	-52.87	69.56	311	
M _{Ma}	40.88	70.68	-29.99	76.78	337	
N _{Ma}	15.0	0.0	0.0	0.0	0	
W _{Ma}	90.0	0.0	0.0	0.0	0	
R _{Ma}	39.92	58.74	27.99	65.07	25	
J _{Ma}	81.26	-2.89	71.56	71.62	92	
G _{Ma}	52.23	-42.42	13.6	44.55	162	
B _{Ma}	30.57	1.41	-46.47	46.49	272	

Data for maximum colour (Ma):
 $LAB^*LAB^*_{Ma}$: 42 49 44
 $LAB^*LCH^*_{Ma}$: 42 66 42
 $lab^*rgb^*_{Ma}$: 1.0 0.25 0.0
 $lab^*olv^*_{Ma}$: 1.0 0.1 0.0
 triangle lightness t^*

FRS15_90a; adapted (a) CIELAB data

	u^*_e	$L^*=L^*_a$	a^*_a	b^*_a	$C^*_{ab,a}$	$h^*_{ab,a}$	u^*_d
r00j	39.18	56.94	27.13	63.07	25	m81o	
r25j	42.41	49.1	44.5	66.26	42	o10y	
r50j	52.78	35.22	58.37	68.17	59	o40y	
r75j	64.82	19.12	74.47	76.89	76	o69y	
j00g	82.06	-3.94	97.52	97.6	92	o98y	
j25g	67.26	-26.87	74.67	79.36	110	y34l	
j50g	55.83	-43.45	57.11	71.76	127	y69l	
j75g	47.5	-54.18	38.3	66.35	145	l03c	
g00b	50.07	-44.09	14.13	46.3	162	l23c	
g25b	52.21	-35.66	-6.03	36.17	190	l55c	
g50b	53.9	-29.04	-21.87	36.36	217	l87c	
g75b	49.44	-15.51	-32.31	35.84	244	c20v	
b00r	41.36	1.15	-37.95	37.97	272	c53v	
b25r	28.74	27.19	-46.77	54.1	300	c87v	
b50r	33.74	61.97	-37.81	72.59	329	v68m	
b75r	40.08	64.26	-3.32	64.35	357	m33o	

%Gamut
 $u^*_{rel} = 88$
 %Regularity
 $g^*_{H,rel} = 31$
 $g^*_{C,rel} = 40$

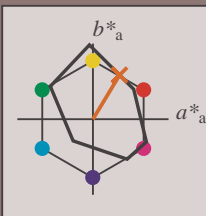


See for similar files: <http://www.ps.bam.de/Ee37/>; www.ps.bam.de/Ee37/; Version 2.1, io=1,1, CIELAB, ColSpX=0

BAM registration: 20081001-Ee37/10L/L37E00FP.PS/ .PDF BAM material: code=rh4ta
 application for evaluation and measurement of printer or monitor systems

Input and output: Colorimetric Printer Reflective System FRS15_90a for relative CIELAB hue $h^* = lab^*h^* = h_{ab}/360 = 0.164$
 data for any colour:
 lab^*tch^* and lab^*icu^*

Hue texts:
 $u^*_e = r50j$ $u^*_d = o40y$
 contrast reduction factor:
 $c_R = 0.9$
 triangle lightness t^*



FRS15_90a; adapted (a) CIELAB data

	u^*_e	$L^*=L^*_a$	a^*_a	b^*_a	$C^*_{ab,a}$	$h^*_{ab,a}$
O _{Ma}	38.8	53.92	39.68	66.95	36	
Y _{Ma}	82.58	-4.64	98.22	98.33	93	
L _{Ma}	46.95	-56.34	43.46	71.15	142	
C _{Ma}	54.62	-26.2	-28.68	38.85	228	
V _{Ma}	20.01	45.2	-52.87	69.56	311	
M _{Ma}	40.88	70.68	-29.99	76.78	337	
N _{Ma}	15.0	0.0	0.0	0.0	0	
W _{Ma}	90.0	0.0	0.0	0.0	0	
R _{Ma}	39.92	58.74	27.99	65.07	25	
J _{Ma}	81.26	-2.89	71.56	71.62	92	
G _{Ma}	52.23	-42.42	13.6	44.55	162	
B _{Ma}	30.57	1.41	-46.47	46.49	272	

Data for maximum colour (Ma):

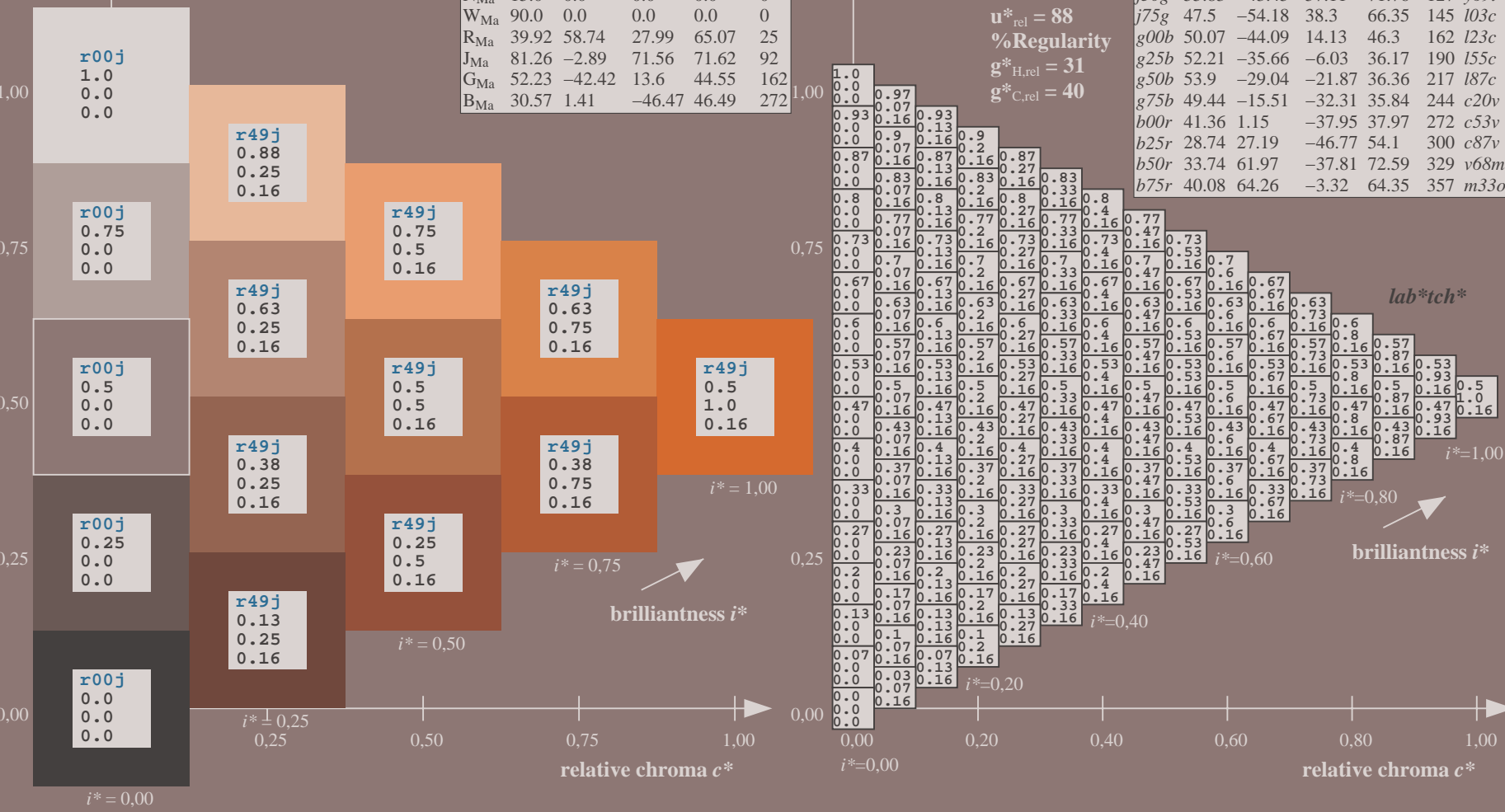
$LAB^*LAB^*_{Ma}$: 53 35 58
 $LAB^*LCH^*_{Ma}$: 53 68 58
 $lab^*rgb^*_{Ma}$: 1.0 0.5 0.0
 $lab^*olv^*_{Ma}$: 1.0 0.4 0.0

triangle lightness t^*

%Gamut
 $u^*_{rel} = 88$
 %Regularity
 $g^*_{H,rel} = 31$
 $g^*_{C,rel} = 40$

FRS15_90a; adapted (a) CIELAB data

	u^*_e	$L^*=L^*_a$	a^*_a	b^*_a	$C^*_{ab,a}$	$h^*_{ab,a}$	u^*_d
r00j	39.18	56.94	27.13	63.07	25	m81o	
r25j	42.41	49.1	44.5	66.26	42	o10y	
r50j	52.78	35.22	58.37	68.17	59	o40y	
r75j	64.82	19.12	74.47	76.89	76	o69y	
j00g	82.06	-3.94	97.52	97.6	92	o98y	
j25g	67.26	-26.87	74.67	79.36	110	y34l	
j50g	55.83	-43.45	57.11	71.76	127	y69l	
j75g	47.5	-54.18	38.3	66.35	145	l03c	
g00b	50.07	-44.09	14.13	46.3	162	l23c	
g25b	52.21	-35.66	-6.03	36.17	190	l55c	
g50b	53.9	-29.04	-21.87	36.36	217	l87c	
g75b	49.44	-15.51	-32.31	35.84	244	c20v	
b00r	41.36	1.15	-37.95	37.97	272	c53v	
b25r	28.74	27.19	-46.77	54.1	300	c87v	
b50r	33.74	61.97	-37.81	72.59	329	v68m	
b75r	40.08	64.26	-3.32	64.35	357	m33o	

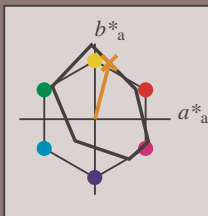


BAM registration: 20081001-Ee37/10L/L37E00FP.PS/ .PDF
 application for evaluation and measurement of printer or monitor systems
 BAM material: code=rh4ta

See for similar files: <http://www.ps.bam.de/Ee37/>; [http://www.ps.bam.de/Version 2.1, io=1,1, CIELAB, ColSpX=0](http://www.ps.bam.de/Version%201.1,%20CIELAB,%20ColSpX=0)

Input and output: Colorimetric Printer Reflective System FRS15_90a for relative CIELAB hue $h^* = lab^*h^* = h_{ab}/360 = 0.21$
 data for any colour:

lab^*tch^* and lab^*icu^*
 Hue texts:
 $u^*_e = r75j$ $u^*_d = o69y$
 contrast reduction factor:
 $c_R = 0.9$
 triangle lightness t^*



FRS15_90a; adapted (a) CIELAB data

	u^*_e	$L^*=L^*_a$	a^*_a	b^*_a	$C^*_{ab,a}$	$h^*_{ab,a}$
O _{Ma}	38.8	53.92	39.68	66.95	36	
Y _{Ma}	82.58	-4.64	98.22	98.33	93	
L _{Ma}	46.95	-56.34	43.46	71.15	142	
C _{Ma}	54.62	-26.2	-28.68	38.85	228	
V _{Ma}	20.01	45.2	-52.87	69.56	311	
M _{Ma}	40.88	70.68	-29.99	76.78	337	
N _{Ma}	15.0	0.0	0.0	0.0	0	
W _{Ma}	90.0	0.0	0.0	0.0	0	
R _{Ma}	39.92	58.74	27.99	65.07	25	
J _{Ma}	81.26	-2.89	71.56	71.62	92	
G _{Ma}	52.23	-42.42	13.6	44.55	162	
B _{Ma}	30.57	1.41	-46.47	46.49	272	

Data for maximum colour (Ma):

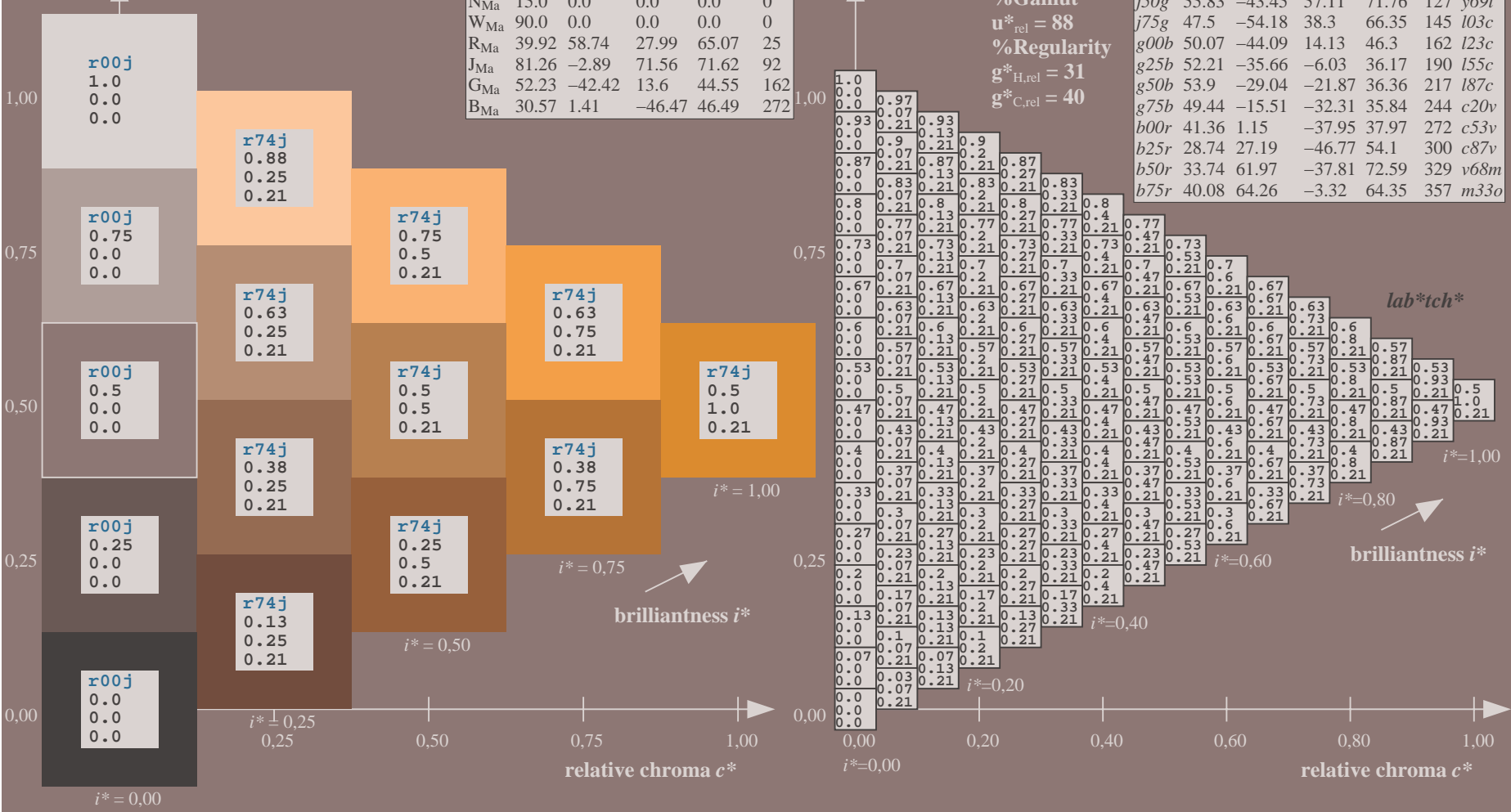
$LAB^*LAB^*_{Ma}$: 65 19 74
 $LAB^*LCH^*_{Ma}$: 65 77 75
 $lab^*rgb^*_{Ma}$: 1.0 0.75 0.0
 $lab^*olv^*_{Ma}$: 1.0 0.7 0.0

triangle lightness t^*

%Gamut
 $u^*_{rel} = 88$
 %Regularity
 $g^*_{H,rel} = 31$
 $g^*_{C,rel} = 40$

FRS15_90a; adapted (a) CIELAB data

	u^*_e	$L^*=L^*_a$	a^*_a	b^*_a	$C^*_{ab,a}$	$h^*_{ab,a}$	u^*_d
r00j	39.18	56.94	27.13	63.07	25	m81o	
r25j	42.41	49.1	44.5	66.26	42	o10y	
r50j	52.78	35.22	58.37	68.17	59	o40y	
r75j	64.82	19.12	74.47	76.89	76	o69y	
j00g	82.06	-3.94	97.52	97.6	92	o98y	
j25g	67.26	-26.87	74.67	79.36	110	y34l	
j50g	55.83	-43.45	57.11	71.76	127	y69l	
j75g	47.5	-54.18	38.3	66.35	145	l03c	
g00b	50.07	-44.09	14.13	46.3	162	l23c	
g25b	52.21	-35.66	-6.03	36.17	190	l55c	
g50b	53.9	-29.04	-21.87	36.36	217	l87c	
g75b	49.44	-15.51	-32.31	35.84	244	c20v	
b00r	41.36	1.15	-37.95	37.97	272	c53v	
b25r	28.74	27.19	-46.77	54.1	300	c87v	
b50r	33.74	61.97	-37.81	72.59	329	v68m	
b75r	40.08	64.26	-3.32	64.35	357	m33o	

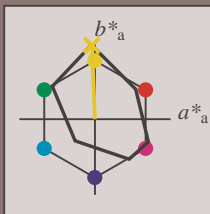


See for similar files: <http://www.ps.bam.de/Ee37/>; <http://www.ps.bam.de/Ee37/10L/L37E00FP.PS/>
 Technical information: <http://www.ps.bam.de> Version 2.1, io=1,1, CIELAB, ColSpX=0

BAM registration: 20081001-Ee37/10L/L37E00FP.PS/.PDF BAM material: code=rh4ta
 application for evaluation and measurement of printer or monitor systems

Input and output: Colorimetric Printer Reflective System FRS15_90a for relative CIELAB hue $h^* = lab^*h^* = h_{ab}/360 = 0.256$
 data for any colour:
 lab^*tch^* and lab^*icu^*

Hue texts:
 $u^*_e = j00g$ $u^*_d = o98y$
 contrast reduction factor:
 $c_R = 0.9$
 triangle lightness t^*



FRS15_90a; adapted (a) CIELAB data

	u^*_e	$L^*=L^*_a$	a^*_a	b^*_a	$C^*_{ab,a}$	$h^*_{ab,a}$
O _{Ma}	38.8	53.92	39.68	66.95	36	
Y _{Ma}	82.58	-4.64	98.22	98.33	93	
L _{Ma}	46.95	-56.34	43.46	71.15	142	
C _{Ma}	54.62	-26.2	-28.68	38.85	228	
V _{Ma}	20.01	45.2	-52.87	69.56	311	
M _{Ma}	40.88	70.68	-29.99	76.78	337	
N _{Ma}	15.0	0.0	0.0	0.0	0	
W _{Ma}	90.0	0.0	0.0	0.0	0	
R _{Ma}	39.92	58.74	27.99	65.07	25	
J _{Ma}	81.26	-2.89	71.56	71.62	92	
G _{Ma}	52.23	-42.42	13.6	44.55	162	
B _{Ma}	30.57	1.41	-46.47	46.49	272	

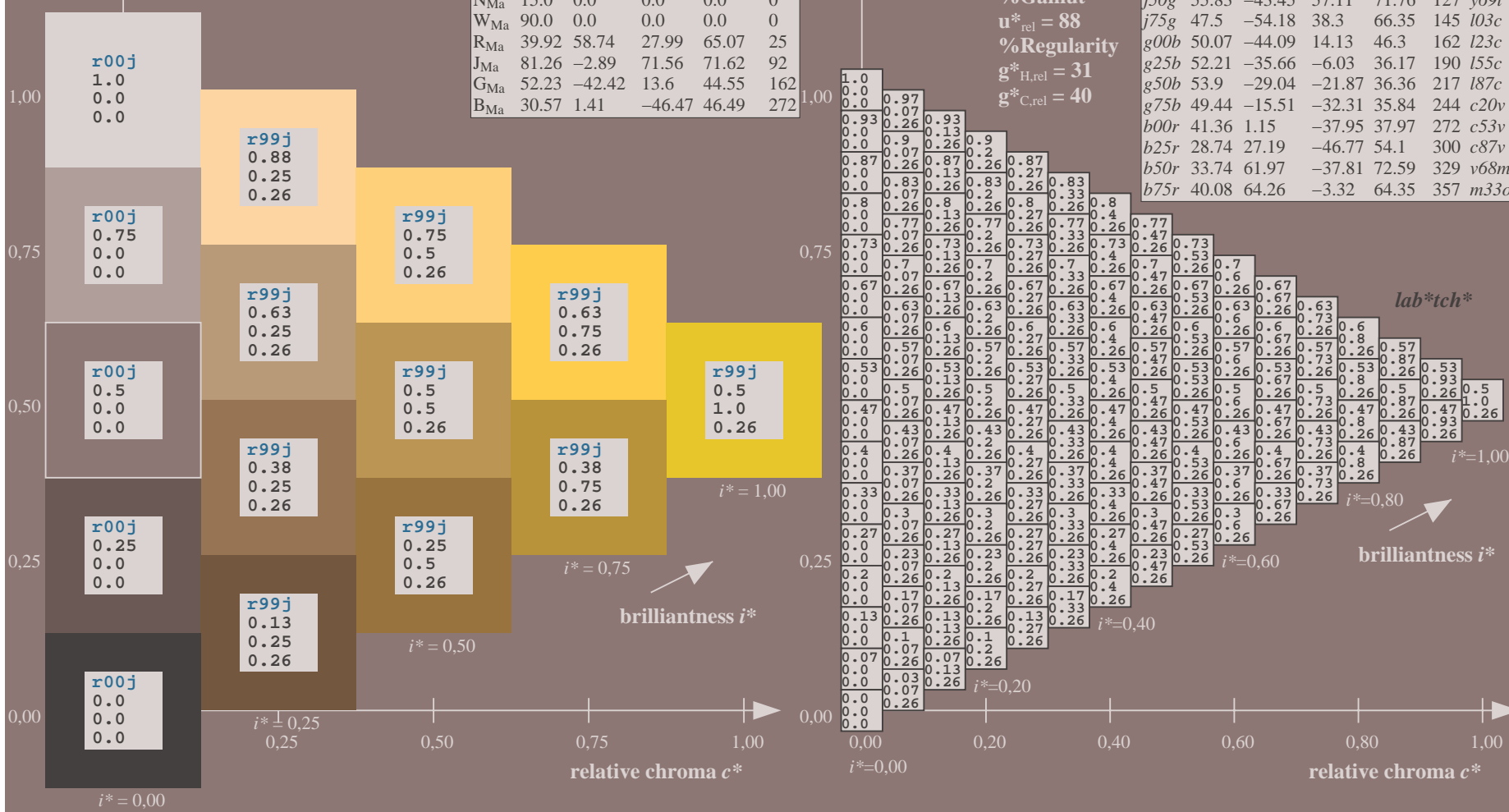
Data for maximum colour (Ma):

$LAB^*LAB^*_{Ma}$: 82 -4 98
 $LAB^*LCH^*_{Ma}$: 82 98 92
 $lab^*rgb^*_{Ma}$: 1.0 1.0 0.0
 $lab^*olv^*_{Ma}$: 1.0 0.99 0.0
 triangle lightness t^*

%Gamut
 $u^*_{rel} = 88$
 %Regularity
 $g^*_{H,rel} = 31$
 $g^*_{C,rel} = 40$

FRS15_90a; adapted (a) CIELAB data

	u^*_e	$L^*=L^*_a$	a^*_a	b^*_a	$C^*_{ab,a}$	$h^*_{ab,a}$	u^*_d
r00j	39.18	56.94	27.13	63.07	25	m81o	
r25j	42.41	49.1	44.5	66.26	42	o10y	
r50j	52.78	35.22	58.37	68.17	59	o40y	
r75j	64.82	19.12	74.47	76.89	76	o69y	
j00g	82.06	-3.94	97.52	97.6	92	o98y	
j25g	67.26	-26.87	74.67	79.36	110	y34l	
j50g	55.83	-43.45	57.11	71.76	127	y69l	
j75g	47.5	-54.18	38.3	66.35	145	l03c	
g00b	50.07	-44.09	14.13	46.3	162	l23c	
g25b	52.21	-35.66	-6.03	36.17	190	l55c	
g50b	53.9	-29.04	-21.87	36.36	217	l87c	
g75b	49.44	-15.51	-32.31	35.84	244	c20v	
b00r	41.36	1.15	-37.95	37.97	272	c53v	
b25r	28.74	27.19	-46.77	54.1	300	c87v	
b50r	33.74	61.97	-37.81	72.59	329	v68m	
b75r	40.08	64.26	-3.32	64.35	357	m33o	

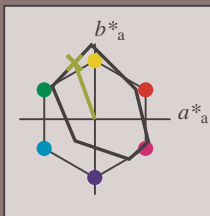


See for similar files: <http://www.ps.bam.de/Ee37/>; www.ps.bam.de/Ee37/
 Technical information: <http://www.ps.bam.de> Version 2.1, io=1,1, CIELAB, ColSpX=0

BAM registration: 20081001-Ee37/10L/L37E00FP.PS/ .PDF BAM material: code=rh4ta
 application for evaluation and measurement of printer or monitor systems

Input and output: Colorimetric Printer Reflective System FRS15_90a for relative CIELAB hue $h^* = lab^*h^* = h_{ab}/360 = 0.305$
 data for any colour:
 lab^*tch^* and lab^*icu^*

Hue texts:
 $u^*_e = j25g$ $u^*_d = y34l$
 contrast reduction factor:
 $c_R = 0.9$
 triangle lightness t^*



FRS15_90a; adapted (a) CIELAB data

	u^*_e	$L^*=L^*_a$	a^*_a	b^*_a	$C^*_{ab,a}$	$h^*_{ab,a}$
O _{Ma}	38.8	53.92	39.68	66.95	36	
Y _{Ma}	82.58	-4.64	98.22	98.33	93	
L _{Ma}	46.95	-56.34	43.46	71.15	142	
C _{Ma}	54.62	-26.2	-28.68	38.85	228	
V _{Ma}	20.01	45.2	-52.87	69.56	311	
M _{Ma}	40.88	70.68	-29.99	76.78	337	
N _{Ma}	15.0	0.0	0.0	0.0	0	
W _{Ma}	90.0	0.0	0.0	0.0	0	
R _{Ma}	39.92	58.74	27.99	65.07	25	
J _{Ma}	81.26	-2.89	71.56	71.62	92	
G _{Ma}	52.23	-42.42	13.6	44.55	162	
B _{Ma}	30.57	1.41	-46.47	46.49	272	

Data for maximum colour (Ma):

$LAB^*LAB^*_{Ma}: 67 -27 75$

$LAB^*LCH^*_{Ma}: 67 79 109$

$lab^*rgb^*_{Ma}: 0.75 1.0 0.0$

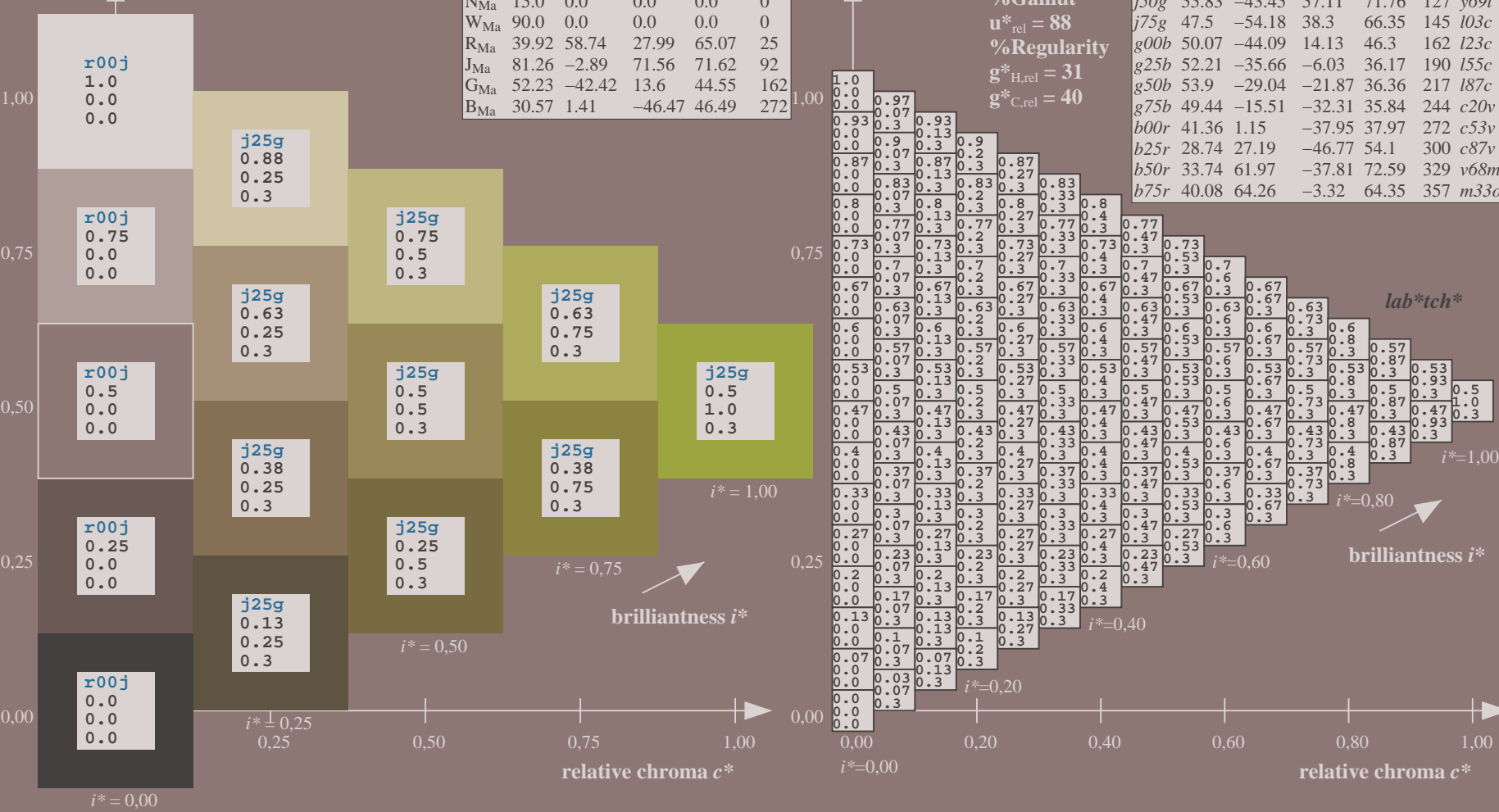
$lab^*olv^*_{Ma}: 0.66 1.0 0.0$

triangle lightness t^*

%Gamut
 $u^*_{rel} = 88$
 %Regularity
 $g^*_{H,rel} = 31$
 $g^*_{C,rel} = 40$

FRS15_90a; adapted (a) CIELAB data

	u^*_e	$L^*=L^*_a$	a^*_a	b^*_a	$C^*_{ab,a}$	$h^*_{ab,a}$	u^*_d
r00j	39.18	56.94	27.13	63.07	25	m81o	
r25j	42.41	49.1	44.5	66.26	42	o10y	
r50j	52.78	35.22	58.37	68.17	59	o40y	
r75j	64.82	19.12	74.47	76.89	76	o69y	
j00g	82.06	-3.94	97.52	97.6	92	o98y	
j25g	67.26	-26.87	74.67	79.36	110	y34l	
j50g	55.83	-43.45	57.11	71.76	127	y69l	
j75g	47.5	-54.18	38.3	66.35	145	l03c	
g00b	50.07	-44.09	14.13	46.3	162	l23c	
g25b	52.21	-35.66	-6.03	36.17	190	l55c	
g50b	53.9	-29.04	-21.87	36.36	217	l87c	
g75b	49.44	-15.51	-32.31	35.84	244	c20v	
b00r	41.36	1.15	-37.95	37.97	272	c53v	
b25r	28.74	27.19	-46.77	54.1	300	c87v	
b50r	33.74	61.97	-37.81	72.59	329	v68m	
b75r	40.08	64.26	-3.32	64.35	357	m33o	



See for similar files: <http://www.ps.bam.de/Ee37/>; www.ps.bam.de/Ee37/
 Technical information: <http://www.ps.bam.de> Version 2.1, io=1,1, CIELAB, ColSpX=0

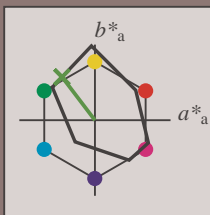
BAM registration: 20081001-Ee37/10L/L37E00FP.PS/ .PDF BAM material: code=rh4ta
 application for evaluation and measurement of printer or monitor systems

Input and output: Colorimetric Printer Reflective System FRS15_90a for relative CIELAB hue $h^* = lab^*h^* = h_{ab}/360 = 0.354$

data for any colour:
 lab^*tch^* and lab^*icu^*

Hue texts:

$u^*_e = j50g$ $u^*_d = y69l$
 contrast reduction factor:
 $c_R = 0.9$
 triangle lightness t^*



FRS15_90a; adapted (a) CIELAB data

	u^*_e	$L^*=L^*_a$	a^*_a	b^*_a	$C^*_{ab,a}$	$h^*_{ab,a}$
O _{Ma}	38.8	53.92	39.68	66.95	36	
Y _{Ma}	82.58	-4.64	98.22	98.33	93	
L _{Ma}	46.95	-56.34	43.46	71.15	142	
C _{Ma}	54.62	-26.2	-28.68	38.85	228	
V _{Ma}	20.01	45.2	-52.87	69.56	311	
M _{Ma}	40.88	70.68	-29.99	76.78	337	
N _{Ma}	15.0	0.0	0.0	0.0	0	
W _{Ma}	90.0	0.0	0.0	0.0	0	
R _{Ma}	39.92	58.74	27.99	65.07	25	
J _{Ma}	81.26	-2.89	71.56	71.62	92	
G _{Ma}	52.23	-42.42	13.6	44.55	162	
B _{Ma}	30.57	1.41	-46.47	46.49	272	

Data for maximum colour (Ma):

$LAB^*LAB^*_{Ma}$: 56 -43 57

$LAB^*LCH^*_{Ma}$: 56 72 127

$lab^*rgb^*_{Ma}$: 0.5 1.0 0.0

$lab^*olv^*_{Ma}$: 0.3 1.0 0.0

triangle lightness t^*

%Gamut

$u^*_{rel} = 88$

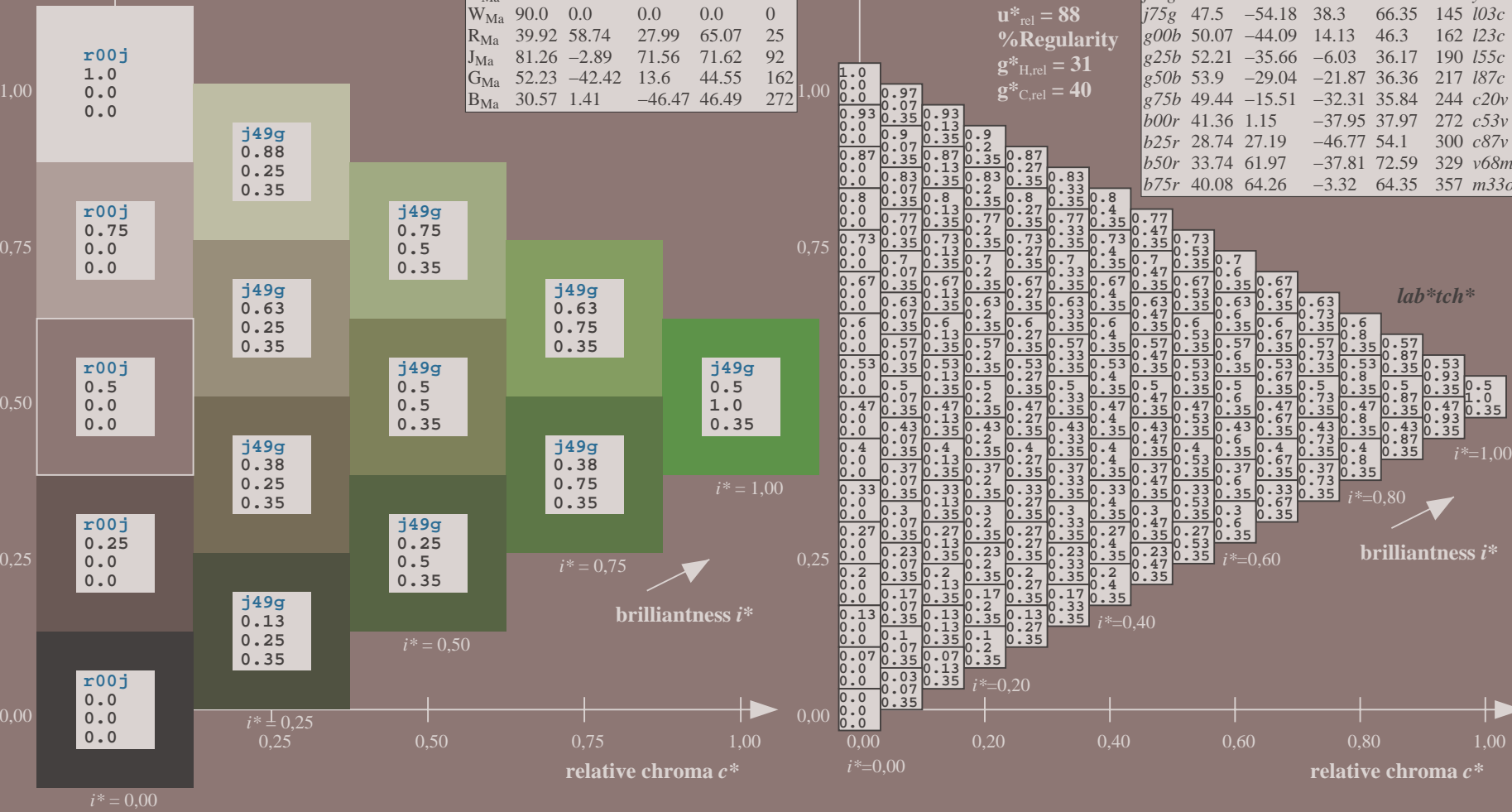
%Regularity

$g^*_{H,rel} = 31$

$g^*_{C,rel} = 40$

FRS15_90a; adapted (a) CIELAB data

	u^*_e	$L^*=L^*_a$	a^*_a	b^*_a	$C^*_{ab,a}$	$h^*_{ab,a}$	u^*_d
r00j	39.18	56.94	27.13	63.07	25	m81o	
r25j	42.41	49.1	44.5	66.26	42	o10y	
r50j	52.78	35.22	58.37	68.17	59	o40y	
r75j	64.82	19.12	74.47	76.89	76	o69y	
j00g	82.06	-3.94	97.52	97.6	92	o98y	
j25g	67.26	-26.87	74.67	79.36	110	y34l	
j50g	55.83	-43.45	57.11	71.76	127	y69l	
j75g	47.5	-54.18	38.3	66.35	145	l03c	
g00b	50.07	-44.09	14.13	46.3	162	l23c	
g25b	52.21	-35.66	-6.03	36.17	190	l55c	
g50b	53.9	-29.04	-21.87	36.36	217	l87c	
g75b	49.44	-15.51	-32.31	35.84	244	c20v	
b00r	41.36	1.15	-37.95	37.97	272	c53v	
b25r	28.74	27.19	-46.77	54.1	300	c87v	
b50r	33.74	61.97	-37.81	72.59	329	v68m	
b75r	40.08	64.26	-3.32	64.35	357	m33o	

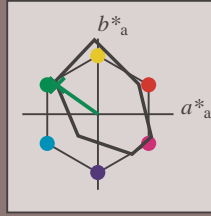


See for similar files: <http://www.ps.bam.de/Ee37/>; <http://www.ps.bam.de/Ee37/10L/L37E00FP.PS/>.PDF
 Technical information: <http://www.ps.bam.de> Version 2.1, io=1,1, CIELAB, ColSpX=0

BAM registration: 20081001-Ee37/10L/L37E00FP.PS/ .PDF BAM material: code=rh4ta
 application for evaluation and measurement of printer or monitor systems

Input and output: Colorimetric Printer Reflective System FRS15_90a for relative CIELAB hue $h^* = lab^*h^* = h_{ab}/360 = 0.402$
 data for any colour:
 lab^*tch^* and lab^*icu^*

Hue texts:
 $u^*_e = j75g$ $u^*_d = i03c$
 contrast reduction factor:
 $c_R = 0.9$
 triangle lightness t^*



FRS15_90a; adapted (a) CIELAB data

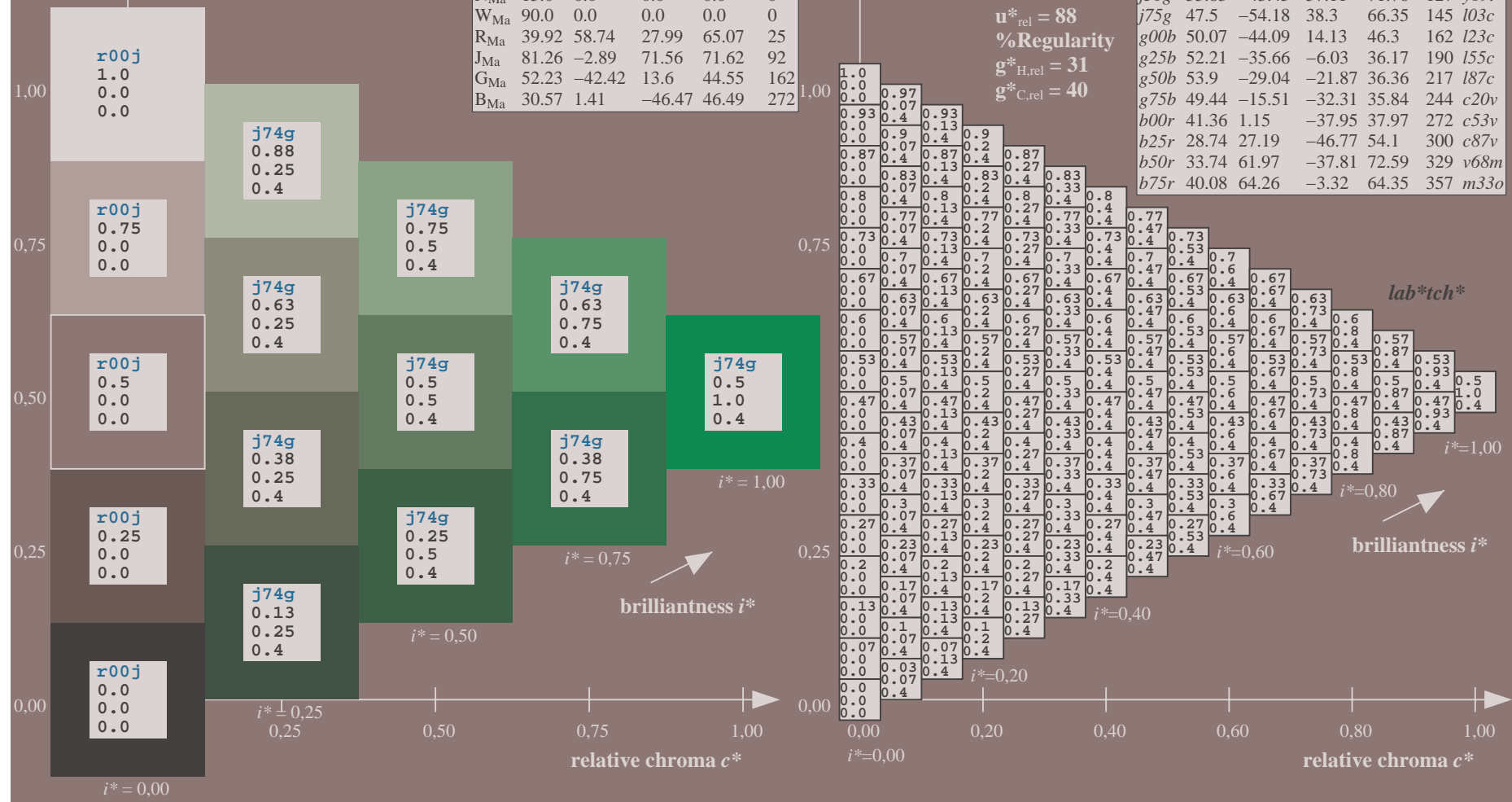
	u^*_e	$L^*=L^*_a$	a^*_a	b^*_a	$C^*_{ab,a}$	$h^*_{ab,a}$
O _{Ma}	38.8	53.92	39.68	66.95	36	
Y _{Ma}	82.58	-4.64	98.22	98.33	93	
L _{Ma}	46.95	-56.34	43.46	71.15	142	
C _{Ma}	54.62	-26.2	-28.68	38.85	228	
V _{Ma}	20.01	45.2	-52.87	69.56	311	
M _{Ma}	40.88	70.68	-29.99	76.78	337	
N _{Ma}	15.0	0.0	0.0	0.0	0	
W _{Ma}	90.0	0.0	0.0	0.0	0	
R _{Ma}	39.92	58.74	27.99	65.07	25	
J _{Ma}	81.26	-2.89	71.56	71.62	92	
G _{Ma}	52.23	-42.42	13.6	44.55	162	
B _{Ma}	30.57	1.41	-46.47	46.49	272	

Data for maximum colour (Ma):
 $LAB^*LAB^*_{Ma}$: 48 -54 38
 $LAB^*LCH^*_{Ma}$: 48 66 144
 $lab^*rgb^*_{Ma}$: 0.25 1.0 0.0
 $lab^*olv^*_{Ma}$: 0.0 1.0 0.03
 triangle lightness t^*

FRS15_90a; adapted (a) CIELAB data

	u^*_e	$L^*=L^*_a$	a^*_a	b^*_a	$C^*_{ab,a}$	$h^*_{ab,a}$	u^*_d
r00j	39.18	56.94	27.13	63.07	25	m81o	
r25j	42.41	49.1	44.5	66.26	42	o10y	
r50j	52.78	35.22	58.37	68.17	59	o40y	
r75j	64.82	19.12	74.47	76.89	76	o69y	
j00g	82.06	-3.94	97.52	97.6	92	o98y	
j25g	67.26	-26.87	74.67	79.36	110	y34l	
j50g	55.83	-43.45	57.11	71.76	127	y69l	
j75g	47.5	-54.18	38.3	66.35	145	i03c	
g00b	50.07	-44.09	14.13	46.3	162	i23c	
g25b	52.21	-35.66	-6.03	36.17	190	i55c	
g50b	53.9	-29.04	-21.87	36.36	217	i87c	
g75b	49.44	-15.51	-32.31	35.84	244	c20v	
b00r	41.36	1.15	-37.95	37.97	272	c53v	
b25r	28.74	27.19	-46.77	54.1	300	c87v	
b50r	33.74	61.97	-37.81	72.59	329	v68m	
b75r	40.08	64.26	-3.32	64.35	357	m33o	

%Gamut
 $u^*_{rel} = 88$
 %Regularity
 $g^*_{H,rel} = 31$
 $g^*_{C,rel} = 40$

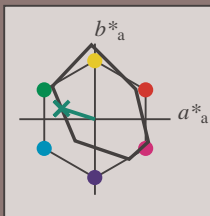


See for similar files: <http://www.ps.bam.de/Ee37/>; www.ps.bam.de/Ee37/
 Technical information: <http://www.ps.bam.de> Version 2.1, io=1,1, CIELAB, ColSpX=0

BAM registration: 20081001-Ee37/10L/L37E00FP.PS/ .PDF BAM material: code=rh4ta
 application for evaluation and measurement of printer or monitor systems

Input and output: Colorimetric Printer Reflective System FRS15_90a for relative CIELAB hue $h^* = lab^*h^* = h_{ab}/360 = 0.451$
 data for any colour:
 lab^*tch^* and lab^*icu^*

Hue texts:
 $u^*_e = g00b$ $u^*_d = l23c$
 contrast reduction factor:
 $c_R = 0.9$
 triangle lightness t^*



FRS15_90a; adapted (a) CIELAB data

	u^*_e	$L^*=L^*_a$	a^*_a	b^*_a	$C^*_{ab,a}$	$h^*_{ab,a}$
O _{Ma}	38.8	53.92	39.68	66.95	36	
Y _{Ma}	82.58	-4.64	98.22	98.33	93	
L _{Ma}	46.95	-56.34	43.46	71.15	142	
C _{Ma}	54.62	-26.2	-28.68	38.85	228	
V _{Ma}	20.01	45.2	-52.87	69.56	311	
M _{Ma}	40.88	70.68	-29.99	76.78	337	
N _{Ma}	15.0	0.0	0.0	0.0	0	
W _{Ma}	90.0	0.0	0.0	0.0	0	
R _{Ma}	39.92	58.74	27.99	65.07	25	
J _{Ma}	81.26	-2.89	71.56	71.62	92	
G _{Ma}	52.23	-42.42	13.6	44.55	162	
B _{Ma}	30.57	1.41	-46.47	46.49	272	

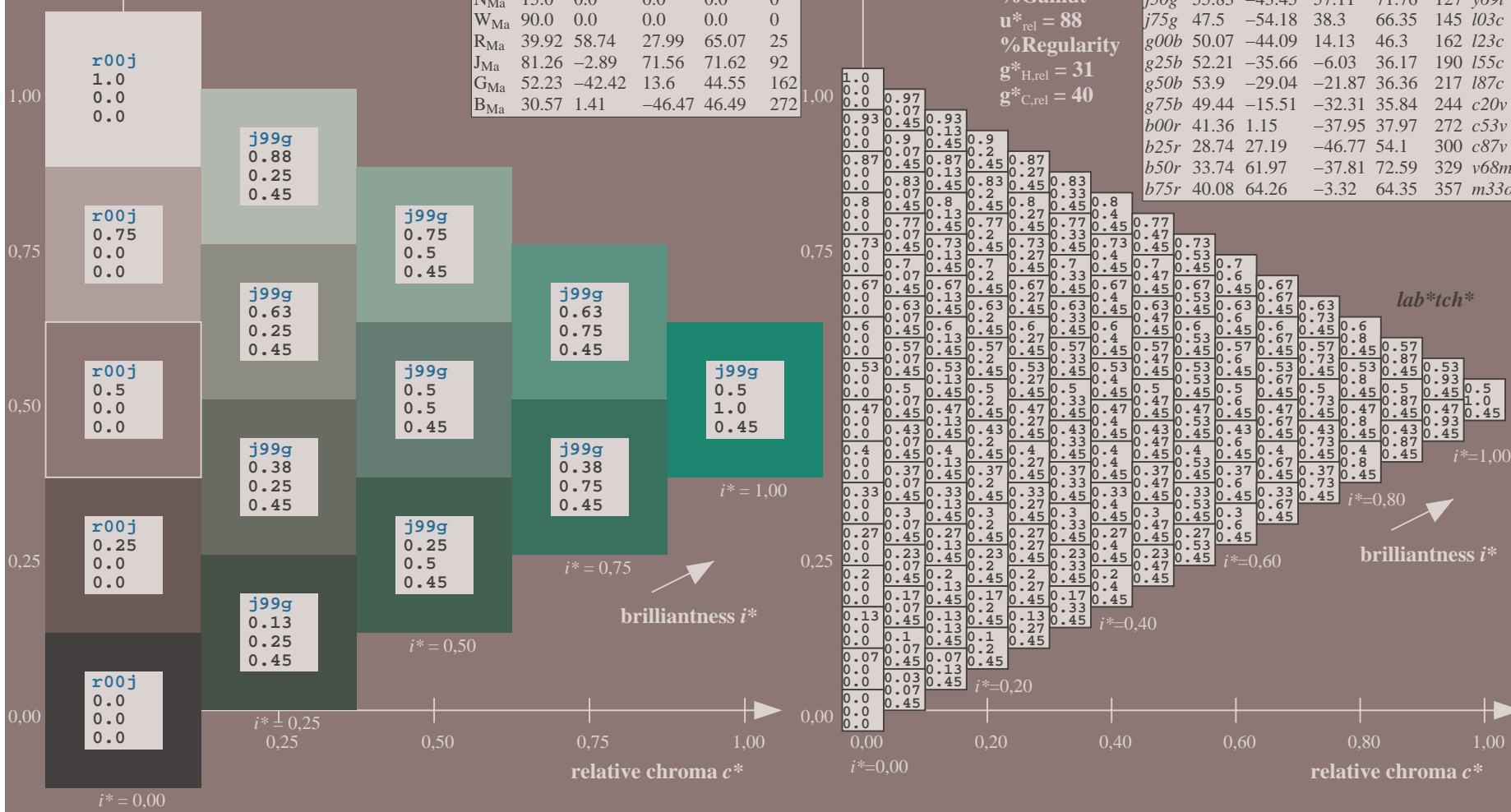
Data for maximum colour (Ma):

$LAB^*LAB^*_{Ma}$: 50 -44 14
 $LAB^*LCH^*_{Ma}$: 50 46 162
 $lab^*rgb^*_{Ma}$: 0.0 1.0 0.0
 $lab^*olv^*_{Ma}$: 0.0 1.0 0.23
 triangle lightness t^*

FRS15_90a; adapted (a) CIELAB data

	u^*_e	$L^*=L^*_a$	a^*_a	b^*_a	$C^*_{ab,a}$	$h^*_{ab,a}$	u^*_d
r00j	39.18	56.94	27.13	63.07	25	m81o	
r25j	42.41	49.1	44.5	66.26	42	o10y	
r50j	52.78	35.22	58.37	68.17	59	o40y	
r75j	64.82	19.12	74.47	76.89	76	o69y	
j00g	82.06	-3.94	97.52	97.6	92	o98y	
j25g	67.26	-26.87	74.67	79.36	110	y34l	
j50g	55.83	-43.45	57.11	71.76	127	y69l	
j75g	47.5	-54.18	38.3	66.35	145	l03c	
g00b	50.07	-44.09	14.13	46.3	162	l23c	
g25b	52.21	-35.66	-6.03	36.17	190	l55c	
g50b	53.9	-29.04	-21.87	36.36	217	l87c	
g75b	49.44	-15.51	-32.31	35.84	244	c20v	
b00r	41.36	1.15	-37.95	37.97	272	c53v	
b25r	28.74	27.19	-46.77	54.1	300	c87v	
b50r	33.74	61.97	-37.81	72.59	329	v68m	
b75r	40.08	64.26	-3.32	64.35	357	m33o	

%Gamut
 $u^*_{rel} = 88$
 %Regularity
 $g^*_{H,rel} = 31$
 $g^*_{C,rel} = 40$

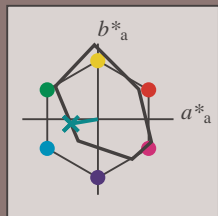


See for similar files: <http://www.ps.bam.de/Ee37/>; www.ps.bam.de/Ee37/
 Technical information: <http://www.ps.bam.de> Version 2.1, io=1,1, CIELAB, ColSpX=0

BAM registration: 20081001-Ee37/10L/L37E00FP.PS/ .PDF BAM material: code=rh4ta
 application for evaluation and measurement of printer or monitor systems

Input and output: Colorimetric Printer Reflective System FRS15_90a for relative CIELAB hue $h^* = lab^*h^* = h_{ab}/360 = 0.527$
 data for any colour:
 lab^*tch^* and lab^*icu^*

Hue texts:
 $u^*_e = g25b$ $u^*_d = l55c$
 contrast reduction factor:
 $c_R = 0.9$
 triangle lightness t^*



FRS15_90a; adapted (a) CIELAB data

	u^*_e	$L^*=L^*_a$	a^*_a	b^*_a	$C^*_{ab,a}$	$h^*_{ab,a}$
O _{Ma}	38.8	53.92	39.68	66.95	36	
Y _{Ma}	82.58	-4.64	98.22	98.33	93	
L _{Ma}	46.95	-56.34	43.46	71.15	142	
C _{Ma}	54.62	-26.2	-28.68	38.85	228	
V _{Ma}	20.01	45.2	-52.87	69.56	311	
M _{Ma}	40.88	70.68	-29.99	76.78	337	
N _{Ma}	15.0	0.0	0.0	0.0	0	
W _{Ma}	90.0	0.0	0.0	0.0	0	
R _{Ma}	39.92	58.74	27.99	65.07	25	
J _{Ma}	81.26	-2.89	71.56	71.62	92	
G _{Ma}	52.23	-42.42	13.6	44.55	162	
B _{Ma}	30.57	1.41	-46.47	46.49	272	

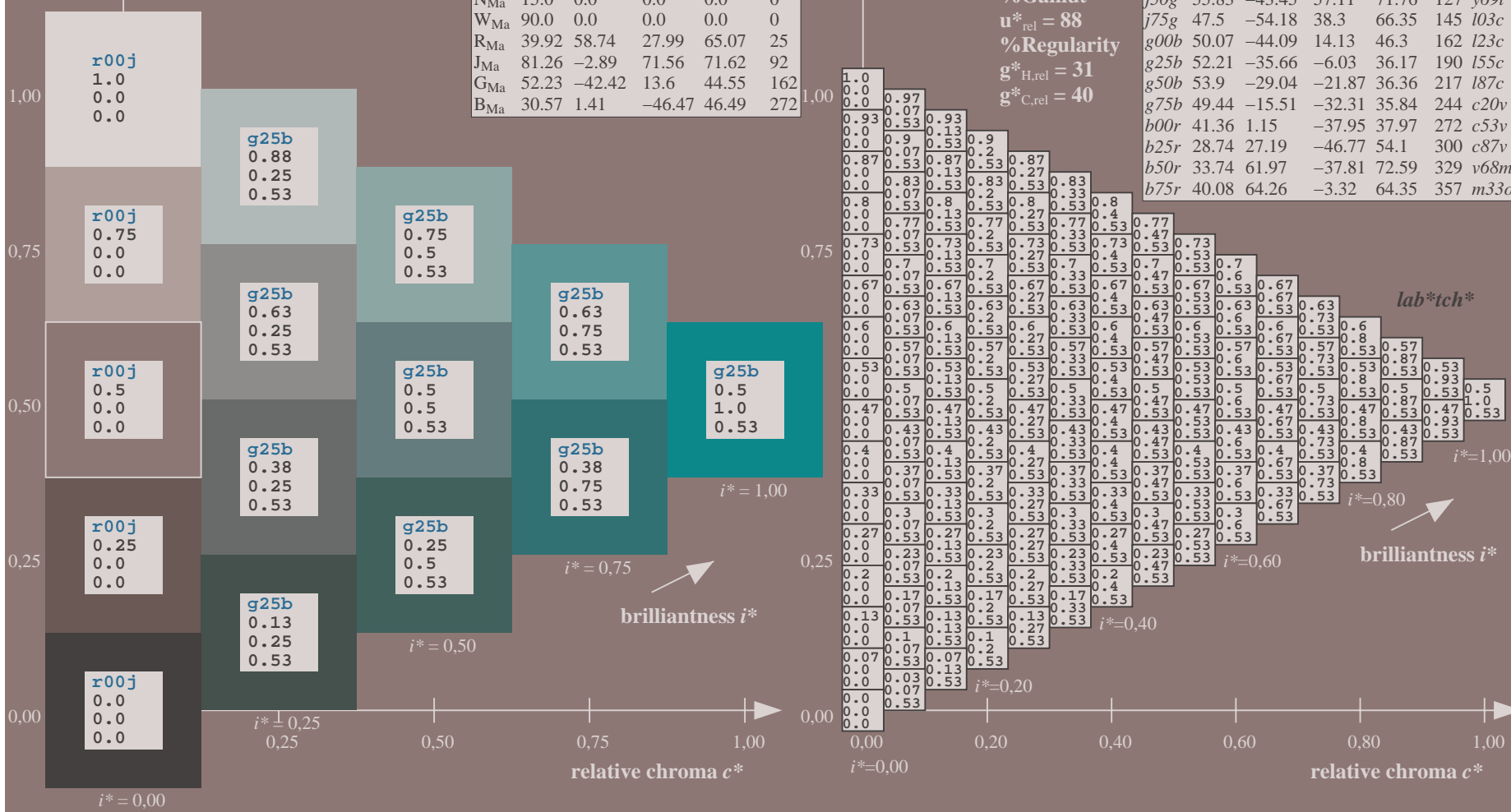
Data for maximum colour (Ma):

$LAB^*LAB^*_{Ma}$: 52 -36 -6
 $LAB^*LCH^*_{Ma}$: 52 36 189
 $lab^*rgb^*_{Ma}$: 0.0 1.0 0.5
 $lab^*olv^*_{Ma}$: 0.0 1.0 0.55
 triangle lightness t^*

FRS15_90a; adapted (a) CIELAB data

	u^*_e	$L^*=L^*_a$	a^*_a	b^*_a	$C^*_{ab,a}$	$h^*_{ab,a}$	u^*_d
r00j	39.18	56.94	27.13	63.07	25	m81o	
r25j	42.41	49.1	44.5	66.26	42	o10y	
r50j	52.78	35.22	58.37	68.17	59	o40y	
r75j	64.82	19.12	74.47	76.89	76	o69y	
j00g	82.06	-3.94	97.52	97.6	92	o98y	
j25g	67.26	-26.87	74.67	79.36	110	y34l	
j50g	55.83	-43.45	57.11	71.76	127	y69l	
j75g	47.5	-54.18	38.3	66.35	145	l03c	
g00b	50.07	-44.09	14.13	46.3	162	l23c	
g25b	52.21	-35.66	-6.03	36.17	190	l55c	
g50b	53.9	-29.04	-21.87	36.36	217	l87c	
g75b	49.44	-15.51	-32.31	35.84	244	c20v	
b00r	41.36	1.15	-37.95	37.97	272	c53v	
b25r	28.74	27.19	-46.77	54.1	300	c87v	
b50r	33.74	61.97	-37.81	72.59	329	v68m	
b75r	40.08	64.26	-3.32	64.35	357	m33o	

%Gamut
 $u^*_{rel} = 88$
 %Regularity
 $g^*_{H,rel} = 31$
 $g^*_{C,rel} = 40$

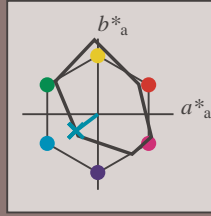


See for similar files: <http://www.ps.bam.de/Ee37/>; www.ps.bam.de/Ee37/
 Technical information: <http://www.ps.bam.de> Version 2.1, io=1,1, CIELAB, ColSpX=0

BAM registration: 20081001-Ee37/10L/L37E00FP.PS/ .PDF BAM material: code=rh4ta
 application for evaluation and measurement of printer or monitor systems

Input and output: Colorimetric Printer Reflective System FRS15_90a for relative CIELAB hue $h^* = lab^*h^* = h_{ab}/360 = 0.603$
 data for any colour:
 lab^*tch^* and lab^*icu^*

Hue texts:
 $u^*_e = g50b$ $u^*_d = l87c$
 contrast reduction factor:
 $c_R = 0.9$
 triangle lightness t^*



FRS15_90a; adapted (a) CIELAB data

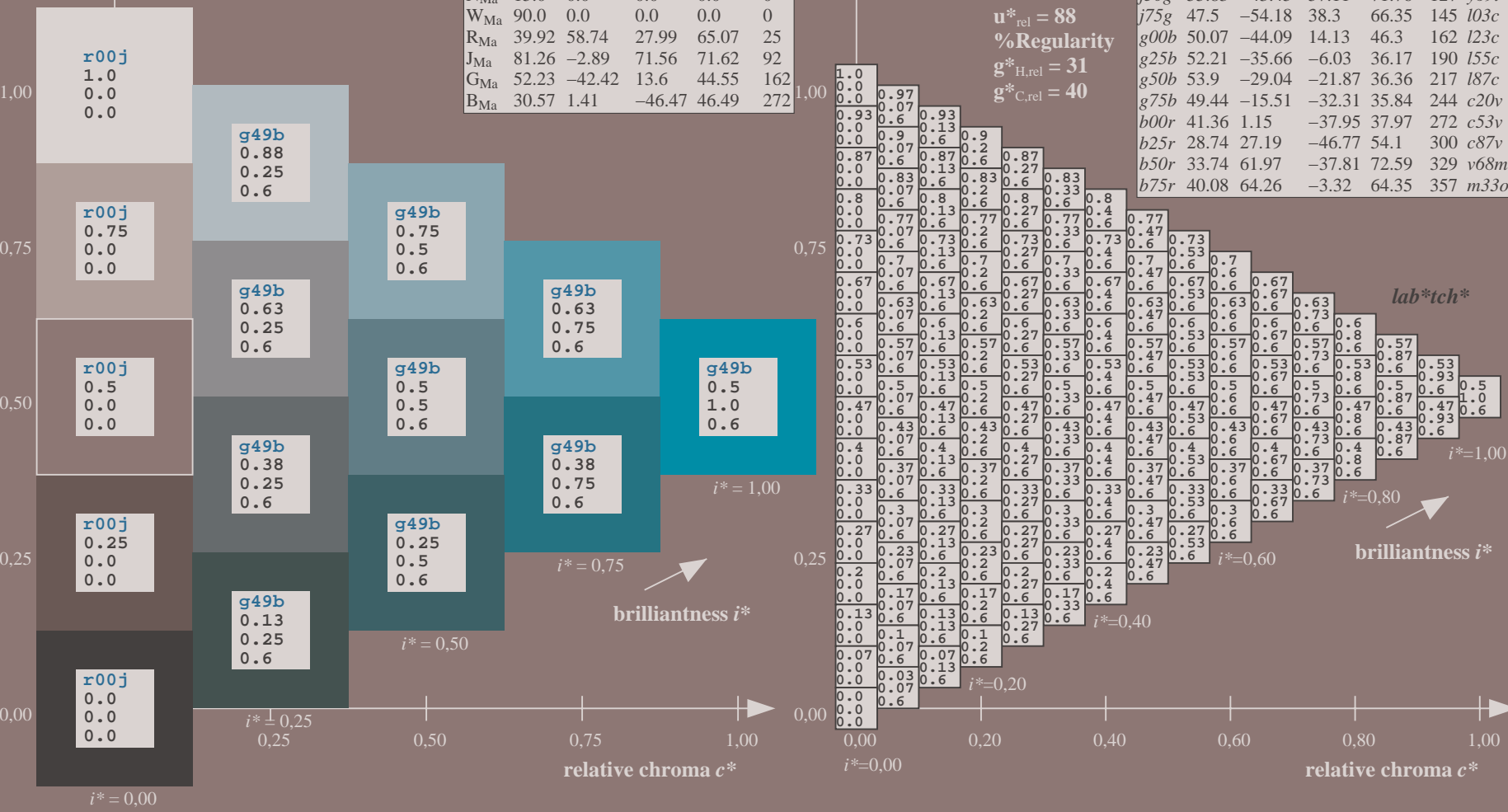
	u^*_e	$L^*=L^*_a$	a^*_a	b^*_a	$C^*_{ab,a}$	$h^*_{ab,a}$
O _{Ma}	38.8	53.92	39.68	66.95	36	
Y _{Ma}	82.58	-4.64	98.22	98.33	93	
L _{Ma}	46.95	-56.34	43.46	71.15	142	
C _{Ma}	54.62	-26.2	-28.68	38.85	228	
V _{Ma}	20.01	45.2	-52.87	69.56	311	
M _{Ma}	40.88	70.68	-29.99	76.78	337	
N _{Ma}	15.0	0.0	0.0	0.0	0	
W _{Ma}	90.0	0.0	0.0	0.0	0	
R _{Ma}	39.92	58.74	27.99	65.07	25	
J _{Ma}	81.26	-2.89	71.56	71.62	92	
G _{Ma}	52.23	-42.42	13.6	44.55	162	
B _{Ma}	30.57	1.41	-46.47	46.49	272	

Data for maximum colour (Ma):
 $LAB^*LAB^*_{Ma}: 54 -29 -22$
 $LAB^*LCH^*_{Ma}: 54 36 216$
 $lab^*rgb^*_{Ma}: 0.0 1.0 1.0$
 $lab^*olv^*_{Ma}: 0.0 1.0 0.88$
 triangle lightness t^*

FRS15_90a; adapted (a) CIELAB data

	u^*_e	$L^*=L^*_a$	a^*_a	b^*_a	$C^*_{ab,a}$	$h^*_{ab,a}$	u^*_d
r00j	39.18	56.94	27.13	63.07	25	m81o	
r25j	42.41	49.1	44.5	66.26	42	o10y	
r50j	52.78	35.22	58.37	68.17	59	o40y	
r75j	64.82	19.12	74.47	76.89	76	o69y	
j00g	82.06	-3.94	97.52	97.6	92	o98y	
j25g	67.26	-26.87	74.67	79.36	110	y34l	
j50g	55.83	-43.45	57.11	71.76	127	y69l	
j75g	47.5	-54.18	38.3	66.35	145	l03c	
g00b	50.07	-44.09	14.13	46.3	162	l23c	
g25b	52.21	-35.66	-6.03	36.17	190	l55c	
g50b	53.9	-29.04	-21.87	36.36	217	l87c	
g75b	49.44	-15.51	-32.31	35.84	244	c20v	
b00r	41.36	1.15	-37.95	37.97	272	c53v	
b25r	28.74	27.19	-46.77	54.1	300	c87v	
b50r	33.74	61.97	-37.81	72.59	329	v68m	
b75r	40.08	64.26	-3.32	64.35	357	m33o	

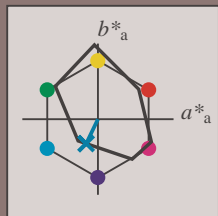
%Gamut
 $u^*_{rel} = 88$
 %Regularity
 $g^*_{H,rel} = 31$
 $g^*_{C,rel} = 40$



BAM registration: 20081001-Ee37/10L/L37E00FP.PS/ .PDF
 application for evaluation and measurement of printer or monitor systems
 BAM material: code=rh4ta

Input and output: Colorimetric Printer Reflective System FRS15_90a for relative CIELAB hue $h^* = lab^*h^* = h_{ab}/360 = 0.679$
 data for any colour:
 lab^*tch^* and lab^*icu^*

Hue texts:
 $u^*_e = g75b$ $u^*_d = c20v$
 contrast reduction factor:
 $c_R = 0.9$
 triangle lightness t^*



FRS15_90a; adapted (a) CIELAB data

	u^*_e	$L^*=L^*_a$	a^*_a	b^*_a	$C^*_{ab,a}$	$h^*_{ab,a}$
O _{Ma}	38.8	53.92	39.68	66.95	36	
Y _{Ma}	82.58	-4.64	98.22	98.33	93	
L _{Ma}	46.95	-56.34	43.46	71.15	142	
C _{Ma}	54.62	-26.2	-28.68	38.85	228	
V _{Ma}	20.01	45.2	-52.87	69.56	311	
M _{Ma}	40.88	70.68	-29.99	76.78	337	
N _{Ma}	15.0	0.0	0.0	0.0	0	
W _{Ma}	90.0	0.0	0.0	0.0	0	
R _{Ma}	39.92	58.74	27.99	65.07	25	
J _{Ma}	81.26	-2.89	71.56	71.62	92	
G _{Ma}	52.23	-42.42	13.6	44.55	162	
B _{Ma}	30.57	1.41	-46.47	46.49	272	

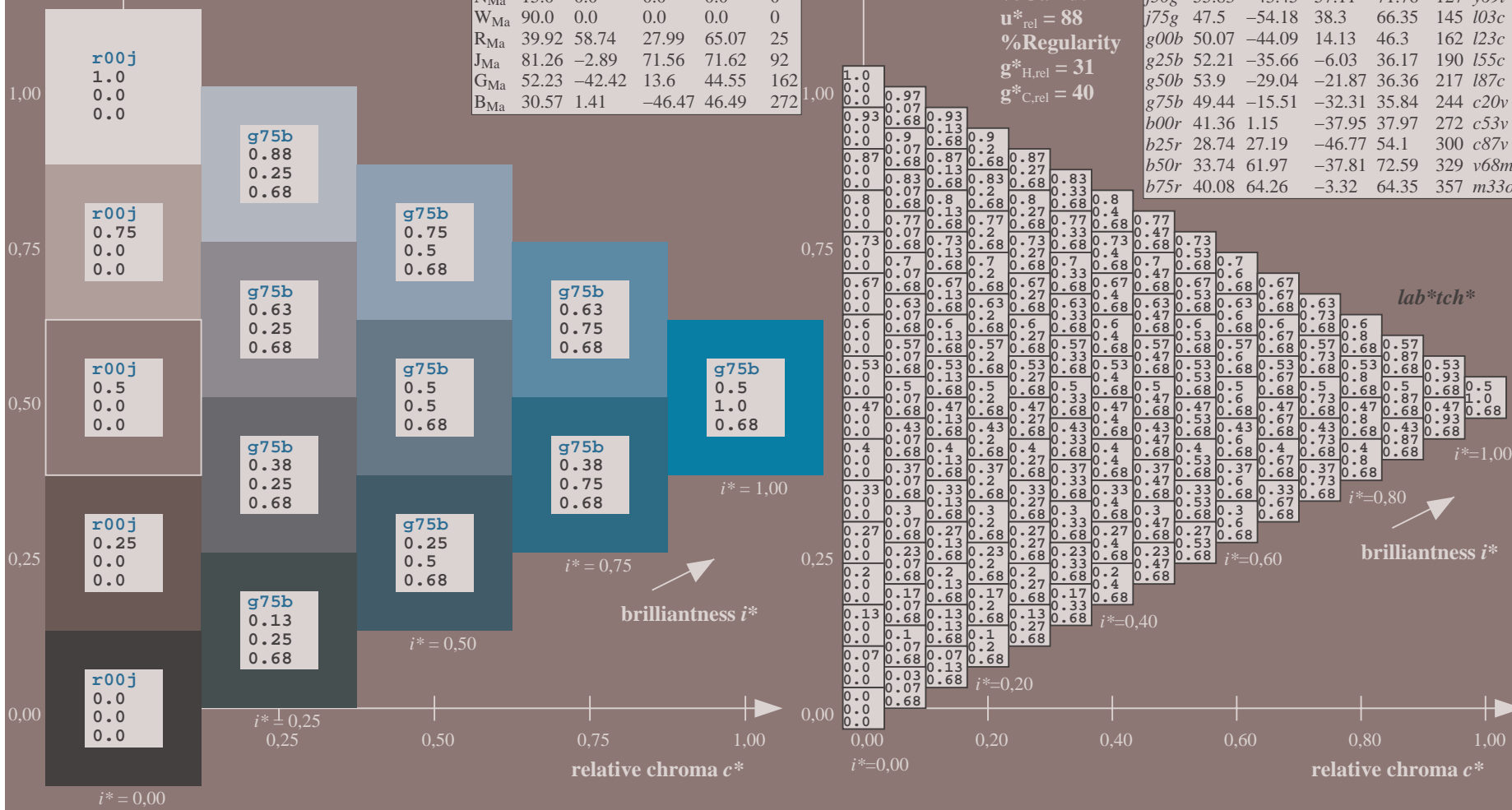
Data for maximum colour (Ma):

$LAB^*LAB^*_{Ma}$: 49 -16 -32
 $LAB^*LCH^*_{Ma}$: 49 36 244
 $lab^*rgb^*_{Ma}$: 0.0 0.5 1.0
 $lab^*olv^*_{Ma}$: 0.0 0.8 1.0

FRS15_90a; adapted (a) CIELAB data

	u^*_e	$L^*=L^*_a$	a^*_a	b^*_a	$C^*_{ab,a}$	$h^*_{ab,a}$	u^*_d
r00j	39.18	56.94	27.13	63.07	25	m81o	
r25j	42.41	49.1	44.5	66.26	42	o10y	
r50j	52.78	35.22	58.37	68.17	59	o40y	
r75j	64.82	19.12	74.47	76.89	76	o69y	
j00g	82.06	-3.94	97.52	97.6	92	o98y	
j25g	67.26	-26.87	74.67	79.36	110	y34l	
j50g	55.83	-43.45	57.11	71.76	127	y69l	
j75g	47.5	-54.18	38.3	66.35	145	l03c	
g00b	50.07	-44.09	14.13	46.3	162	l23c	
g25b	52.21	-35.66	-6.03	36.17	190	l55c	
g50b	53.9	-29.04	-21.87	36.36	217	l87c	
g75b	49.44	-15.51	-32.31	35.84	244	c20v	
b00r	41.36	1.15	-37.95	37.97	272	c53v	
b25r	28.74	27.19	-46.77	54.1	300	c87v	
b50r	33.74	61.97	-37.81	72.59	329	v68m	
b75r	40.08	64.26	-3.32	64.35	357	m33o	

triangle lightness t^*
 %Gamut
 $u^*_{rel} = 88$
 %Regularity
 $g^*_{H,rel} = 31$
 $g^*_{C,rel} = 40$

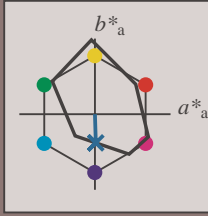


See for similar files: <http://www.ps.bam.de/Ee37/>; www.ps.bam.de/Ee37/
 Technical information: <http://www.ps.bam.de> Version 2.1, io=1,1, CIELAB, ColSpX=0

BAM registration: 20081001-Ee37/10L/L37E00FP.PS/ .PDF BAM material: code=rh4ta
 application for evaluation and measurement of printer or monitor systems

Input and output: Colorimetric Printer Reflective System FRS15_90a for relative CIELAB hue $h^* = lab^*h^* = h_{ab}/360 = 0.755$
 data for any colour:
 lab^*tch^* and lab^*icu^*

Hue texts:
 $u^*_e = b00r$ $u^*_d = c53v$
 contrast reduction factor:
 $c_R = 0.9$
 triangle lightness t^*



FRS15_90a; adapted (a) CIELAB data

	u^*_e	$L^*=L^*_a$	a^*_a	b^*_a	$C^*_{ab,a}$	$h^*_{ab,a}$
O _{Ma}	38.8	53.92	39.68	66.95	36	
Y _{Ma}	82.58	-4.64	98.22	98.33	93	
L _{Ma}	46.95	-56.34	43.46	71.15	142	
C _{Ma}	54.62	-26.2	-28.68	38.85	228	
V _{Ma}	20.01	45.2	-52.87	69.56	311	
M _{Ma}	40.88	70.68	-29.99	76.78	337	
N _{Ma}	15.0	0.0	0.0	0.0	0	
W _{Ma}	90.0	0.0	0.0	0.0	0	
R _{Ma}	39.92	58.74	27.99	65.07	25	
J _{Ma}	81.26	-2.89	71.56	71.62	92	
G _{Ma}	52.23	-42.42	13.6	44.55	162	
B _{Ma}	30.57	1.41	-46.47	46.49	272	

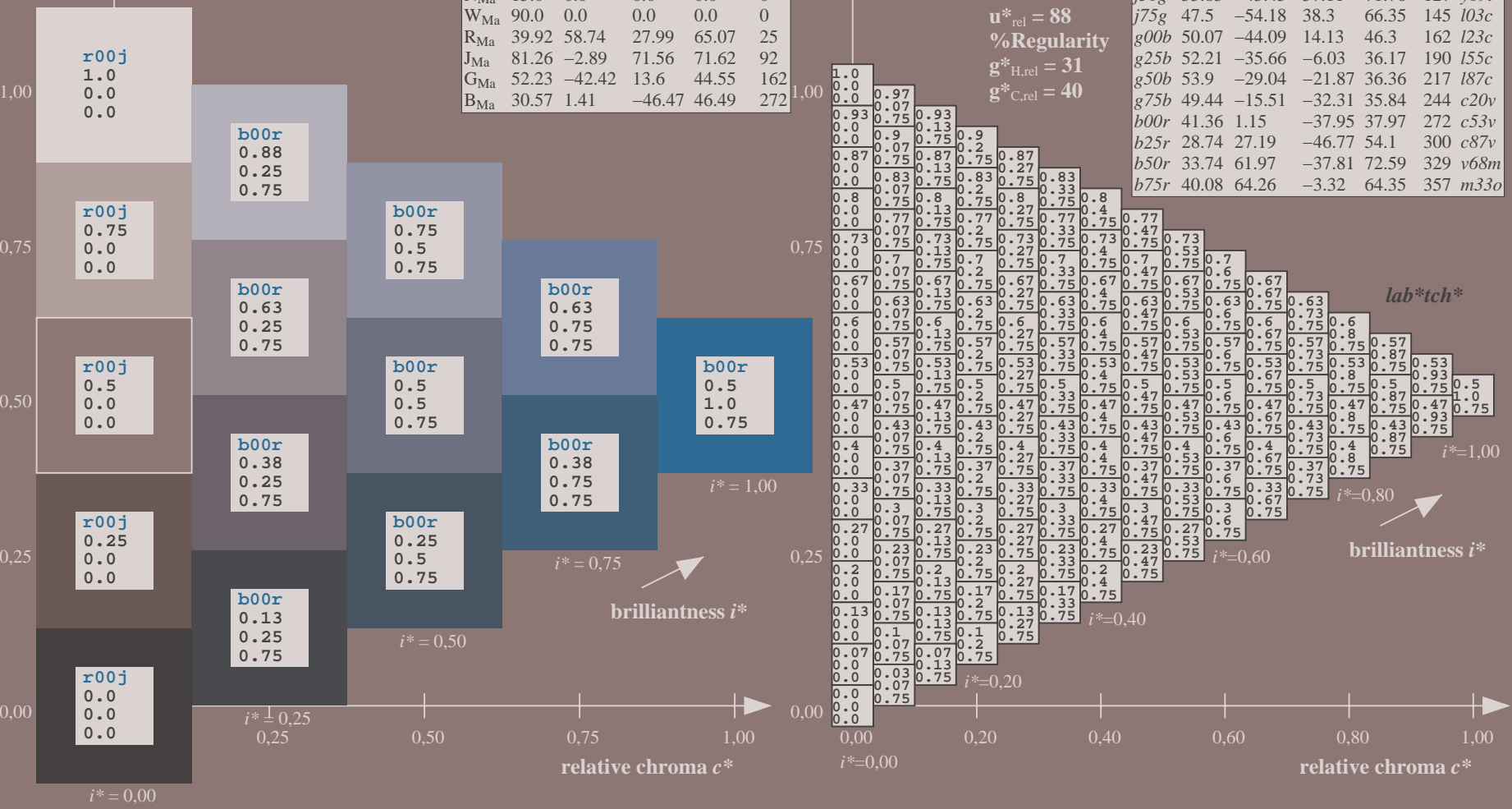
Data for maximum colour (Ma):

$LAB^*LAB^*_{Ma}$: 41 1 -38
 $LAB^*LCH^*_{Ma}$: 41 38 271
 $lab^*rgb^*_{Ma}$: 0.0 0.0 1.0
 $lab^*olv^*_{Ma}$: 0.0 0.47 1.0
 triangle lightness t^*

%Gamut
 $u^*_{rel} = 88$
 %Regularity
 $g^*_{H,rel} = 31$
 $g^*_{C,rel} = 40$

FRS15_90a; adapted (a) CIELAB data

	u^*_e	$L^*=L^*_a$	a^*_a	b^*_a	$C^*_{ab,a}$	$h^*_{ab,a}$	u^*_d
r00j	39.18	56.94	27.13	63.07	25	m81o	
r25j	42.41	49.1	44.5	66.26	42	o10y	
r50j	52.78	35.22	58.37	68.17	59	o40y	
r75j	64.82	19.12	74.47	76.89	76	o69y	
j00g	82.06	-3.94	97.52	97.6	92	o98y	
j25g	67.26	-26.87	74.67	79.36	110	y34l	
j50g	55.83	-43.45	57.11	71.76	127	y69l	
j75g	47.5	-54.18	38.3	66.35	145	l03c	
g00b	50.07	-44.09	14.13	46.3	162	l23c	
g25b	52.21	-35.66	-6.03	36.17	190	l55c	
g50b	53.9	-29.04	-21.87	36.36	217	l87c	
g75b	49.44	-15.51	-32.31	35.84	244	c20v	
b00r	41.36	1.15	-37.95	37.97	272	c53v	
b25r	28.74	27.19	-46.77	54.1	300	c87v	
b50r	33.74	61.97	-37.81	72.59	329	v68m	
b75r	40.08	64.26	-3.32	64.35	357	m33o	



See for similar files: <http://www.ps.bam.de/Ee37/>; www.ps.bam.de/Ee37/10L/L37E00FP.PS/ .PDF
 Technical information: <http://www.ps.bam.de> Version 2.1, io=1,1, CIELAB, ColSpX=0

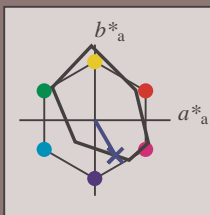
BAM registration: 20081001-Ee37/10L/L37E00FP.PS/ .PDF BAM material: code=rh4ta
 application for evaluation and measurement of printer or monitor systems

Input and output: Colorimetric Printer Reflective System FRS15_90a for relative CIELAB hue $h^* = lab^*h^* = h_{ab}/360 = 0.834$

data for any colour:
 lab^*tch^* and lab^*icu^*

Hue texts:

$u^*_e = b25r$ $u^*_d = c87v$
 contrast reduction factor:
 $c_R = 0.9$
 triangle lightness t^*



FRS15_90a; adapted (a) CIELAB data

	u^*_e	$L^*=L^*_a$	a^*_a	b^*_a	$C^*_{ab,a}$	$h^*_{ab,a}$
O _{Ma}	38.8	53.92	39.68	66.95	36	
Y _{Ma}	82.58	-4.64	98.22	98.33	93	
L _{Ma}	46.95	-56.34	43.46	71.15	142	
C _{Ma}	54.62	-26.2	-28.68	38.85	228	
V _{Ma}	20.01	45.2	-52.87	69.56	311	
M _{Ma}	40.88	70.68	-29.99	76.78	337	
N _{Ma}	15.0	0.0	0.0	0.0	0	
W _{Ma}	90.0	0.0	0.0	0.0	0	
R _{Ma}	39.92	58.74	27.99	65.07	25	
J _{Ma}	81.26	-2.89	71.56	71.62	92	
G _{Ma}	52.23	-42.42	13.6	44.55	162	
B _{Ma}	30.57	1.41	-46.47	46.49	272	

Data for maximum colour (Ma):

$LAB^*LAB^*_Ma$: 29 27 -47

$LAB^*LCH^*_Ma$: 29 54 300

$lab^*rgb^*_Ma$: 0.5 0.0 1.0

$lab^*olv^*_Ma$: 0.0 0.12 1.0

triangle lightness t^*

%Gamut

$u^*_{rel} = 88$

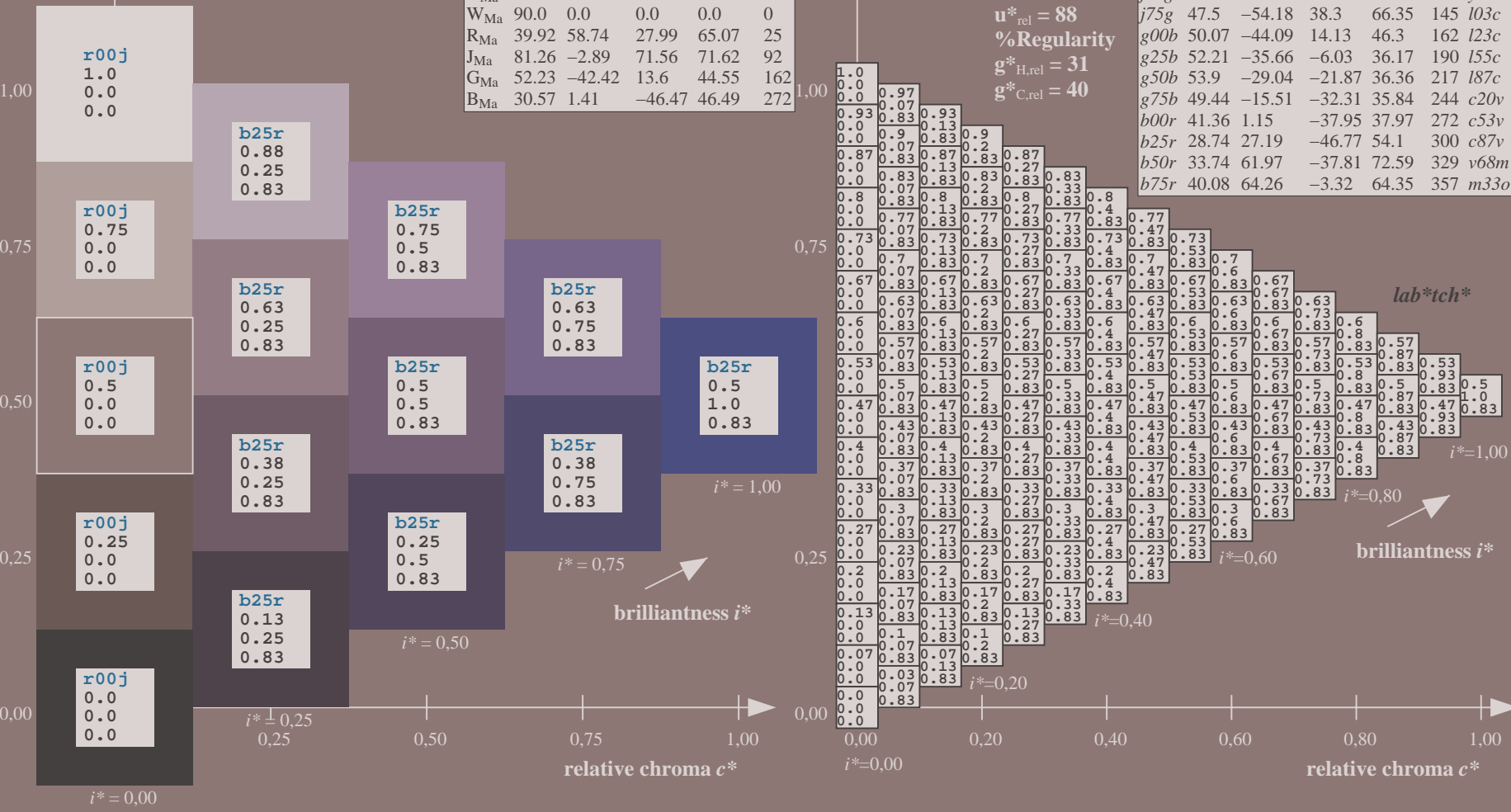
%Regularity

$g^*_{H,rel} = 31$

$g^*_{C,rel} = 40$

FRS15_90a; adapted (a) CIELAB data

	u^*_e	$L^*=L^*_a$	a^*_a	b^*_a	$C^*_{ab,a}$	$h^*_{ab,a}$	u^*_d
r00j	39.18	56.94	27.13	63.07	25	m81o	
r25j	42.41	49.1	44.5	66.26	42	o10y	
r50j	52.78	35.22	58.37	68.17	59	o40y	
r75j	64.82	19.12	74.47	76.89	76	o69y	
j00g	82.06	-3.94	97.52	97.6	92	o98y	
j25g	67.26	-26.87	74.67	79.36	110	y34l	
j50g	55.83	-43.45	57.11	71.76	127	y69l	
j75g	47.5	-54.18	38.3	66.35	145	l03c	
g00b	50.07	-44.09	14.13	46.3	162	l23c	
g25b	52.21	-35.66	-6.03	36.17	190	l55c	
g50b	53.9	-29.04	-21.87	36.36	217	l87c	
g75b	49.44	-15.51	-32.31	35.84	244	c20v	
b00r	41.36	1.15	-37.95	37.97	272	c53v	
b25r	28.74	27.19	-46.77	54.1	300	c87v	
b50r	33.74	61.97	-37.81	72.59	329	v68m	
b75r	40.08	64.26	-3.32	64.35	357	m33o	



See for similar files: <http://www.ps.bam.de/Ee37/>; www.ps.bam.de/Ee37/
 Technical information: <http://www.ps.bam.de> Version 2.1, io=1,1, CIELAB, ColSpX=0

BAM registration: 20081001-Ee37/10L/L37E00FP.PS/ .PDF BAM material: code=rh4ta
 application for evaluation and measurement of printer or monitor systems

Input and output: Colorimetric Printer Reflective System FRS15_90a for relative CIELAB hue $h^* = lab^*h^* = h_{ab}/360 = 0.913$

data for any colour:

lab^*tch^* and lab^*icu^*

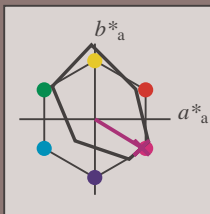
Hue texts:

$u^*_e = b50r$ $u^*_d = v68m$

contrast reduction factor:

$c_R = 0.9$

triangle lightness t^*



FRS15_90a; adapted (a) CIELAB data

	u^*_e	$L^*=L^*_a$	a^*_a	b^*_a	$C^*_{ab,a}$	$h^*_{ab,a}$
O _{Ma}	38.8	53.92	39.68	66.95	36	
Y _{Ma}	82.58	-4.64	98.22	98.33	93	
L _{Ma}	46.95	-56.34	43.46	71.15	142	
C _{Ma}	54.62	-26.2	-28.68	38.85	228	
V _{Ma}	20.01	45.2	-52.87	69.56	311	
M _{Ma}	40.88	70.68	-29.99	76.78	337	
N _{Ma}	15.0	0.0	0.0	0.0	0	
W _{Ma}	90.0	0.0	0.0	0.0	0	
R _{Ma}	39.92	58.74	27.99	65.07	25	
J _{Ma}	81.26	-2.89	71.56	71.62	92	
G _{Ma}	52.23	-42.42	13.6	44.55	162	
B _{Ma}	30.57	1.41	-46.47	46.49	272	

Data for maximum colour (Ma):

$LAB^*LAB^*_{Ma}$: 34 62 -38

$LAB^*LCH^*_{Ma}$: 34 73 328

$lab^*rgb^*_{Ma}$: 1.0 0.0 1.0

$lab^*olv^*_{Ma}$: 0.68 0.0 1.0

triangle lightness t^*

%Gamut

$u^*_{rel} = 88$

%Regularity

$g^*_{H,rel} = 31$

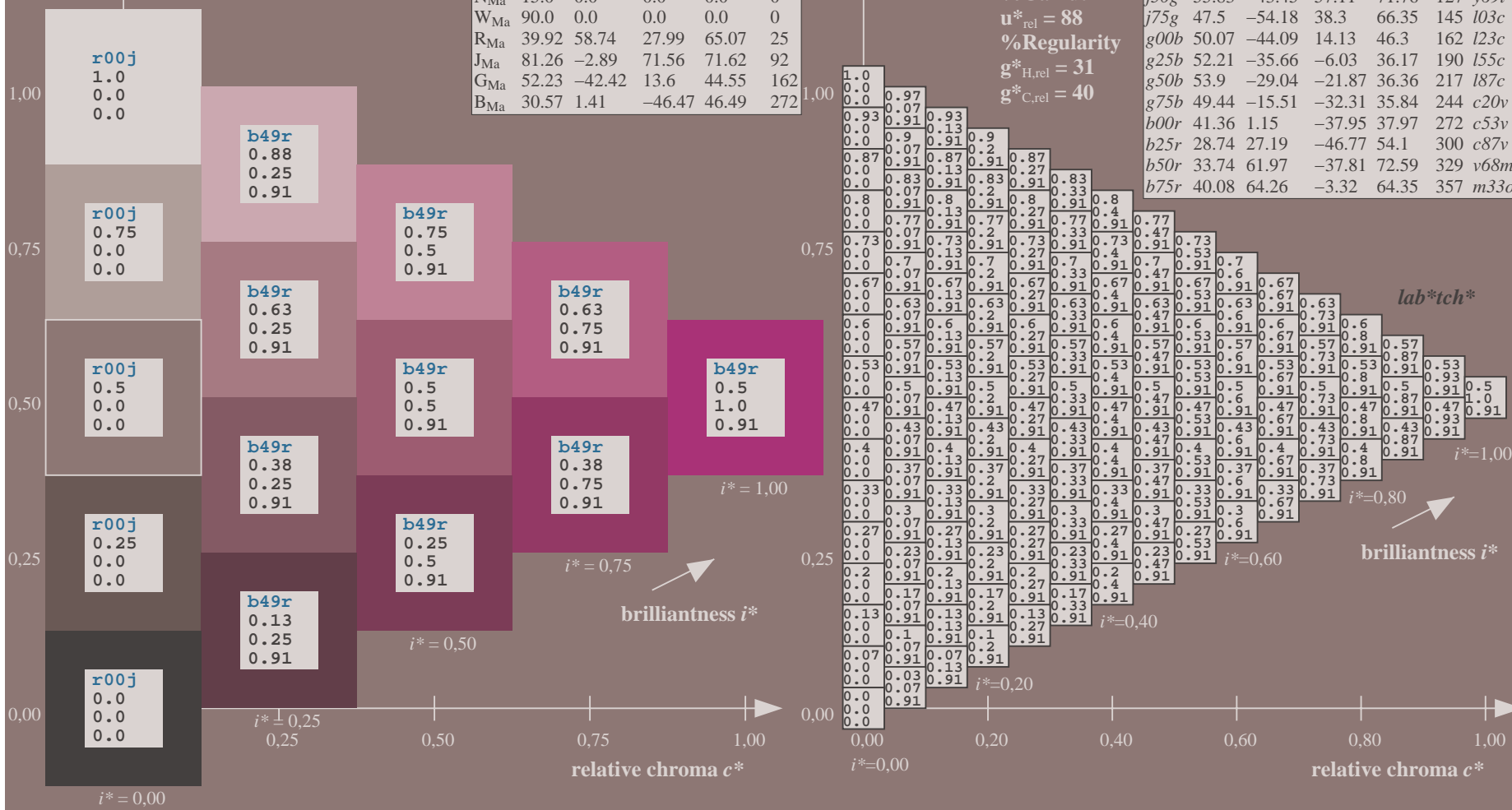
$g^*_{C,rel} = 40$

$u^*_e = b50r$

lab^*tch^*

FRS15_90a; adapted (a) CIELAB data

	u^*_e	$L^*=L^*_a$	a^*_a	b^*_a	$C^*_{ab,a}$	$h^*_{ab,a}$	u^*_d
r00j	39.18	56.94	27.13	63.07	25	m81o	
r25j	42.41	49.1	44.5	66.26	42	o10y	
r50j	52.78	35.22	58.37	68.17	59	o40y	
r75j	64.82	19.12	74.47	76.89	76	o69y	
j00g	82.06	-3.94	97.52	97.6	92	o98y	
j25g	67.26	-26.87	74.67	79.36	110	y34l	
j50g	55.83	-43.45	57.11	71.76	127	y69l	
j75g	47.5	-54.18	38.3	66.35	145	l03c	
g00b	50.07	-44.09	14.13	46.3	162	l23c	
g25b	52.21	-35.66	-6.03	36.17	190	l55c	
g50b	53.9	-29.04	-21.87	36.36	217	l87c	
g75b	49.44	-15.51	-32.31	35.84	244	c20v	
b00r	41.36	1.15	-37.95	37.97	272	c53v	
b25r	28.74	27.19	-46.77	54.1	300	c87v	
b50r	33.74	61.97	-37.81	72.59	329	v68m	
b75r	40.08	64.26	-3.32	64.35	357	m33o	

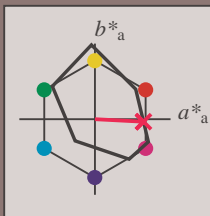


See for similar files: <http://www.ps.bam.de/Ee37/>; www.ps.bam.de/Ee37/
 Technical information: <http://www.ps.bam.de> Version 2.1, io=1,1, CIELAB, ColSpX=0

BAM registration: 20081001-Ee37/10L/L37E00FP.PS/.PDF BAM material: code=rh4ta
 application for evaluation and measurement of printer or monitor systems

Input and output: Colorimetric Printer Reflective System FRS15_90a for relative CIELAB hue $h^* = lab^*h^* = h_{ab}/360 = 0.992$
 data for any colour:

lab^*tch^* and lab^*icu^*
 Hue texts:
 $u^*_e = b75r$ $u^*_d = m33o$
 contrast reduction factor:
 $c_R = 0.9$
 triangle lightness t^*



FRS15_90a; adapted (a) CIELAB data

	u^*_e	$L^*=L^*_a$	a^*_a	b^*_a	$C^*_{ab,a}$	$h^*_{ab,a}$
O _{Ma}	38.8	53.92	39.68	66.95	36	
Y _{Ma}	82.58	-4.64	98.22	98.33	93	
L _{Ma}	46.95	-56.34	43.46	71.15	142	
C _{Ma}	54.62	-26.2	-28.68	38.85	228	
V _{Ma}	20.01	45.2	-52.87	69.56	311	
M _{Ma}	40.88	70.68	-29.99	76.78	337	
N _{Ma}	15.0	0.0	0.0	0.0	0	
W _{Ma}	90.0	0.0	0.0	0.0	0	
R _{Ma}	39.92	58.74	27.99	65.07	25	
J _{Ma}	81.26	-2.89	71.56	71.62	92	
G _{Ma}	52.23	-42.42	13.6	44.55	162	
B _{Ma}	30.57	1.41	-46.47	46.49	272	

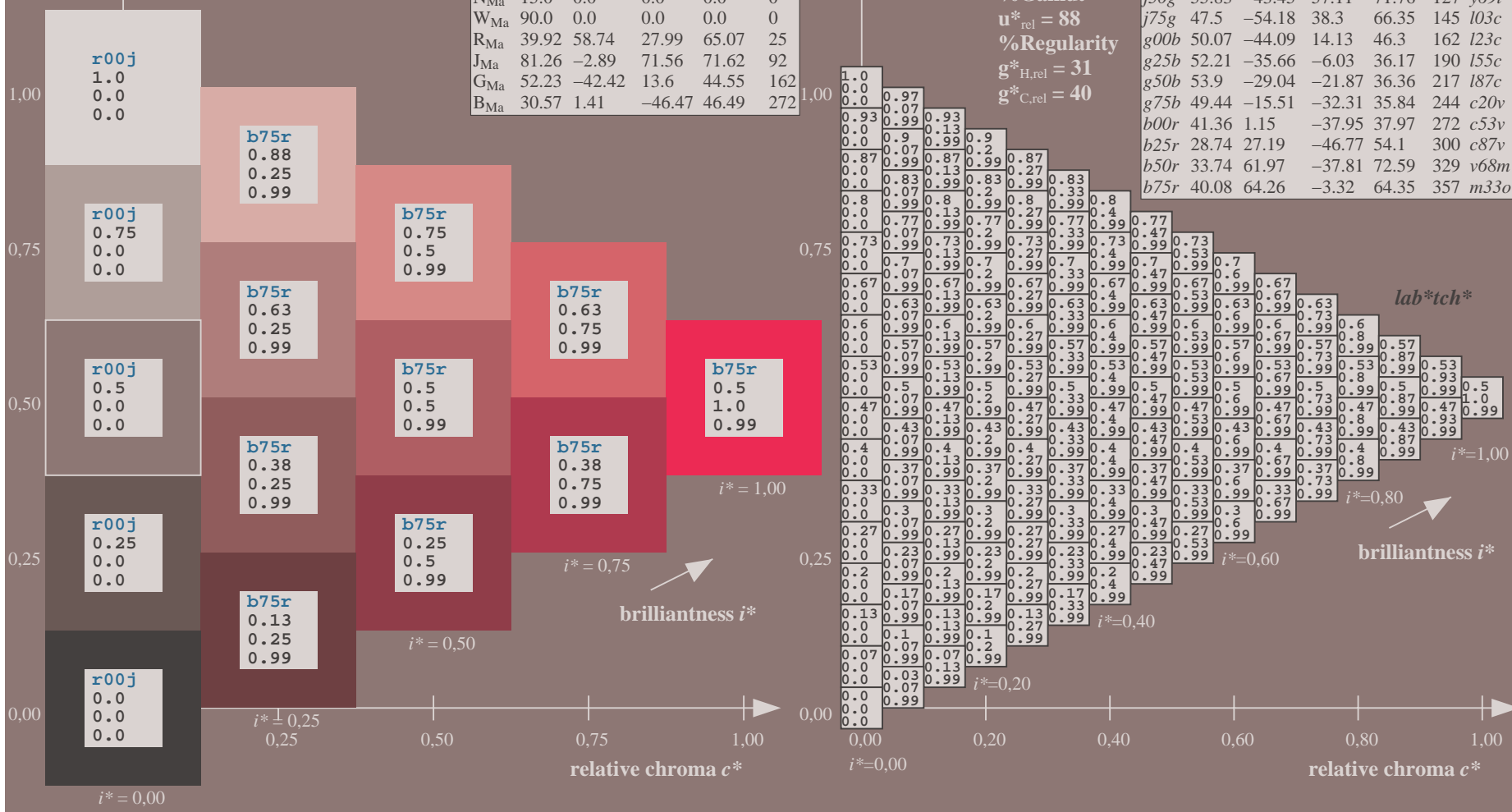
Data for maximum colour (Ma):

$LAB^*LAB^*_{Ma}$: 40 64 -3
 $LAB^*LCH^*_{Ma}$: 40 64 357
 $lab^*rgb^*_{Ma}$: 1.0 0.0 0.5
 $lab^*olv^*_{Ma}$: 1.0 0.0 0.66
 triangle lightness t^*

FRS15_90a; adapted (a) CIELAB data

	u^*_e	$L^*=L^*_a$	a^*_a	b^*_a	$C^*_{ab,a}$	$h^*_{ab,a}$	u^*_d
r00j	39.18	56.94	27.13	63.07	25	m81o	
r25j	42.41	49.1	44.5	66.26	42	o10y	
r50j	52.78	35.22	58.37	68.17	59	o40y	
r75j	64.82	19.12	74.47	76.89	76	o69y	
j00g	82.06	-3.94	97.52	97.6	92	o98y	
j25g	67.26	-26.87	74.67	79.36	110	y34l	
j50g	55.83	-43.45	57.11	71.76	127	y69l	
j75g	47.5	-54.18	38.3	66.35	145	l03c	
g00b	50.07	-44.09	14.13	46.3	162	l23c	
g25b	52.21	-35.66	-6.03	36.17	190	l55c	
g50b	53.9	-29.04	-21.87	36.36	217	l87c	
g75b	49.44	-15.51	-32.31	35.84	244	c20v	
b00r	41.36	1.15	-37.95	37.97	272	c53v	
b25r	28.74	27.19	-46.77	54.1	300	c87v	
b50r	33.74	61.97	-37.81	72.59	329	v68m	
b75r	40.08	64.26	-3.32	64.35	357	m33o	

%Gamut
 $u^*_{rel} = 88$
 %Regularity
 $g^*_{H,rel} = 31$
 $g^*_{C,rel} = 40$



See for similar files: <http://www.ps.bam.de/Ee37/>; <http://www.ps.bam.de/Ee37/10L/L37E00FP.PS/>
 Technical information: <http://www.ps.bam.de> Version 2.1, io=1,1, CIELAB, ColSpX=0

BAM registration: 20081001-Ee37/10L/L37E00FP.PS/ .PDF BAM material: code=rh4ta
 application for evaluation and measurement of printer or monitor systems

BAM registration: 20081001 -Ee37/10L/L37E00FP.PS/.PDF
 application for evaluation and measurement of printer or monitor systems
 BAM material: code=rh4da

See for similar files: <http://www.ps.bam.de/Ee37/>; www.ps.bam.de/Version 2.1, io=1,1, CIELAB, ColSpX=0
 Technical information: <http://www.ps.bam.de>

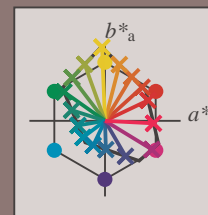
	A	B	C	D	E	F	G	H	I	J	K	L	M	N	O	P	Q	R	S	T	U	V	W	X	Y	Z	a	b	c	d	e	f	g	h	i	j	k	lab*tch*			
01	0.0	0.06	0.13	0.19	0.25	0.31	0.38	0.44	0.5	0.06	0.06	0.13	0.19	0.25	0.31	0.38	0.44	0.5	0.13	0.13	0.13	0.19	0.25	0.31	0.38	0.44	0.5	1.0	0.94	0.88	0.81	0.75	0.69	0.63	0.56	0.5	0.0	0.0	0.0	0.0	
02	0.0	0.13	0.25	0.38	0.5	0.63	0.75	0.88	1.0	0.06	0.13	0.19	0.25	0.31	0.38	0.44	0.5	0.56	0.13	0.19	0.25	0.31	0.38	0.44	0.5	0.63	0.75	0.88	1.0	0.13	0.25	0.38	0.5	0.63	0.75	0.88	1.0	0.0	0.0	0.0	0.0
03	0.06	0.06	0.13	0.19	0.25	0.31	0.38	0.44	0.5	0.06	0.13	0.19	0.25	0.31	0.38	0.44	0.5	0.56	0.13	0.19	0.25	0.31	0.38	0.44	0.5	0.63	0.75	0.88	1.0	0.13	0.25	0.38	0.5	0.63	0.75	0.88	1.0	0.0	0.0	0.0	0.0
04	0.13	0.13	0.13	0.19	0.25	0.31	0.38	0.44	0.5	0.13	0.19	0.25	0.31	0.38	0.44	0.5	0.56	0.13	0.19	0.25	0.31	0.38	0.44	0.5	0.63	0.75	0.88	1.0	0.13	0.25	0.38	0.5	0.63	0.75	0.88	1.0	0.0	0.0	0.0	0.0	
05	0.19	0.19	0.19	0.19	0.25	0.31	0.38	0.44	0.5	0.19	0.25	0.31	0.38	0.44	0.5	0.56	0.13	0.19	0.25	0.31	0.38	0.44	0.5	0.63	0.75	0.88	1.0	0.13	0.25	0.38	0.5	0.63	0.75	0.88	1.0	0.0	0.0	0.0	0.0		
06	0.25	0.25	0.25	0.25	0.25	0.31	0.38	0.44	0.5	0.25	0.31	0.38	0.44	0.5	0.56	0.13	0.19	0.25	0.31	0.38	0.44	0.5	0.63	0.75	0.88	1.0	0.13	0.25	0.38	0.5	0.63	0.75	0.88	1.0	0.0	0.0	0.0	0.0			
07	0.31	0.31	0.31	0.31	0.31	0.31	0.38	0.44	0.5	0.31	0.38	0.44	0.5	0.56	0.13	0.19	0.25	0.31	0.38	0.44	0.5	0.63	0.75	0.88	1.0	0.13	0.25	0.38	0.5	0.63	0.75	0.88	1.0	0.0	0.0	0.0	0.0				
08	0.38	0.38	0.38	0.38	0.38	0.38	0.38	0.44	0.5	0.38	0.44	0.5	0.56	0.13	0.19	0.25	0.31	0.38	0.44	0.5	0.63	0.75	0.88	1.0	0.13	0.25	0.38	0.5	0.63	0.75	0.88	1.0	0.0	0.0	0.0	0.0					
09	0.44	0.44	0.44	0.44	0.44	0.44	0.44	0.44	0.5	0.44	0.5	0.56	0.13	0.19	0.25	0.31	0.38	0.44	0.5	0.63	0.75	0.88	1.0	0.13	0.25	0.38	0.5	0.63	0.75	0.88	1.0	0.0	0.0	0.0	0.0						
10	0.5	0.5	0.5	0.5	0.5	0.5	0.5	0.5	0.5	0.5	0.5	0.56	0.13	0.19	0.25	0.31	0.38	0.44	0.5	0.63	0.75	0.88	1.0	0.13	0.25	0.38	0.5	0.63	0.75	0.88	1.0	0.0	0.0	0.0	0.0						
11	1.0	1.0	1.0	1.0	1.0	1.0	1.0	1.0	1.0	1.0	1.0	1.0	1.0	1.0	1.0	1.0	1.0	1.0	1.0	1.0	1.0	1.0	1.0	1.0	1.0	1.0	1.0	1.0	1.0	1.0	1.0	1.0	1.0	1.0	1.0	1.0	1.0	1.0			
12	0.19	0.19	0.19	0.19	0.25	0.31	0.38	0.44	0.5	0.25	0.25	0.25	0.25	0.25	0.25	0.25	0.25	0.25	0.25	0.25	0.25	0.25	0.25	0.25	0.25	0.25	0.25	0.25	0.25	0.25	0.25	0.25	0.25	0.25	0.25	0.25	0.25	0.25	0.25		
13	0.38	0.38	0.38	0.38	0.38	0.38	0.38	0.38	0.38	0.38	0.38	0.38	0.38	0.38	0.38	0.38	0.38	0.38	0.38	0.38	0.38	0.38	0.38	0.38	0.38	0.38	0.38	0.38	0.38	0.38	0.38	0.38	0.38	0.38	0.38	0.38	0.38	0.38	0.38		
14	0.5	0.5	0.5	0.5	0.5	0.5	0.5	0.5	0.5	0.5	0.5	0.5	0.5	0.5	0.5	0.5	0.5	0.5	0.5	0.5	0.5	0.5	0.5	0.5	0.5	0.5	0.5	0.5	0.5	0.5	0.5	0.5	0.5	0.5	0.5	0.5	0.5	0.5	0.5		
15	0.63	0.63	0.63	0.63	0.63	0.63	0.63	0.63	0.63	0.63	0.63	0.63	0.63	0.63	0.63	0.63	0.63	0.63	0.63	0.63	0.63	0.63	0.63	0.63	0.63	0.63	0.63	0.63	0.63	0.63	0.63	0.63	0.63	0.63	0.63	0.63	0.63	0.63	0.63		
16	0.75	0.75	0.75	0.75	0.75	0.75	0.75	0.75	0.75	0.75	0.75	0.75	0.75	0.75	0.75	0.75	0.75	0.75	0.75	0.75	0.75	0.75	0.75	0.75	0.75	0.75	0.75	0.75	0.75	0.75	0.75	0.75	0.75	0.75	0.75	0.75	0.75	0.75	0.75	0.75	
17	0.88	0.88	0.88	0.88	0.88	0.88	0.88	0.88	0.88	0.88	0.88	0.88	0.88	0.88	0.88	0.88	0.88	0.88	0.88	0.88	0.88	0.88	0.88	0.88	0.88	0.88	0.88	0.88	0.88	0.88	0.88	0.88	0.88	0.88	0.88	0.88	0.88	0.88	0.88	0.88	
18	0.94	0.94	0.94	0.94	0.94	0.94	0.94	0.94	0.94	0.94	0.94	0.94	0.94	0.94	0.94	0.94	0.94	0.94	0.94	0.94	0.94	0.94	0.94	0.94	0.94	0.94	0.94	0.94	0.94	0.94	0.94	0.94	0.94	0.94	0.94	0.94	0.94	0.94	0.94	0.94	
19	1.0	1.0	1.0	1.0	1.0	1.0	1.0	1.0	1.0	1.0	1.0	1.0	1.0	1.0	1.0	1.0	1.0	1.0	1.0	1.0	1.0	1.0	1.0	1.0	1.0	1.0	1.0	1.0	1.0	1.0	1.0	1.0	1.0	1.0	1.0	1.0	1.0	1.0	1.0		
20	0.19	0.19	0.19	0.19	0.25	0.31	0.38	0.44	0.5	0.25	0.25	0.25	0.25	0.25	0.25	0.25	0.25	0.25	0.25	0.25	0.25	0.25	0.25	0.25	0.25	0.25	0.25	0.25	0.25	0.25	0.25	0.25	0.25	0.25	0.25	0.25	0.25	0.25	0.25		
21	0.38	0.38	0.38	0.38	0.38	0.38	0.38	0.38	0.38	0.38	0.38	0.38	0.38	0.38	0.38	0.38	0.38	0.38	0.38	0.38	0.38	0.38	0.38	0.38	0.38	0.38	0.38	0.38	0.38	0.38	0.38	0.38	0.38	0.38	0.38	0.38	0.38	0.38	0.38		
22	0.5	0.5	0.5	0.5	0.5	0.5	0.5	0.5	0.5	0.5	0.5	0.5	0.5	0.5	0.5	0.5	0.5	0.5	0.5	0.5	0.5	0.5	0.5	0.5	0.5	0.5	0.5	0.5	0.5	0.5	0.5	0.5	0.5	0.5	0.5	0.5	0.5	0.5	0.5		
23	0.63	0.63	0.63	0.63	0.63	0.63	0.63	0.63	0.63	0.63	0.63	0.63	0.63	0.63	0.63	0.63	0.63	0.63	0.63	0.63	0.63	0.63	0.63	0.63	0.63	0.63	0.63	0.63	0.63	0.63	0.63	0.63	0.63	0.63	0.63	0.63	0.63	0.63	0.63	0.63	
24	0.75	0.75	0.75	0.75	0.75	0.75	0.75	0.75	0.75	0.75	0.75	0.75	0.75	0.75	0.75	0.75	0.75	0.75	0.75	0.75	0.75	0.75	0.75	0.75	0.75	0.75	0.75	0.75	0.75	0.75	0.75	0.75	0.75	0.75	0.75	0.75	0.75	0.75	0.75	0.75	
25	0.88	0.88	0.88	0.88	0.88	0.88	0.88	0.88	0.88	0.88	0.88	0.88	0.88	0.88	0.88	0.88	0.88	0.88	0.88	0.88	0.88	0.88	0.88	0.88	0.88	0.88	0.88	0.88	0.88	0.88	0.88	0.88	0.88	0.88	0.88	0.88	0.88	0.88	0.88	0.88	
26	0.94	0.94	0.94	0.94	0.94	0.94	0.94	0.94	0.94	0.94	0.94	0.94	0.94	0.94	0.94	0.94	0.94	0.94	0.94	0.94	0.94	0.94	0.94	0.94	0.94	0.94	0.94	0.94	0.94	0.94	0.94	0.94	0.94	0.94	0.94	0.94	0.94	0.94	0.94	0.94	
27	1.0	1.0	1.0	1.0	1.0	1.0	1.0	1.0	1.0	1.0	1.0	1.0	1.0	1.0	1.0	1.0	1.0	1.0	1.0	1.0	1.0	1.0	1.0	1.0	1.0	1.0	1.0	1.0	1.0	1.0	1.0	1.0	1.0	1.0	1.0	1.0	1.0	1.0	1.0	1.0	

Input and output:
 Colorimetric Printer Reflective System FRS15_90a
 data for any colour:

u^*_e and number *no.* = 00 .. 15
 elementary hue text:
 $u^*_e = 16$ hues *r00j*, *r25j*, ..., *b75r*
 contrast reduction factor:
 $c_R = 0.9$

FRS15_90a; adapted (a) CIELAB data


u^*_e	$L^*=L^*_a$	a^*_a	b^*_a	$C^*_{ab,a}$	$h^*_{ab,a}$	u^*_d
r00j	39.18	56.94	27.13	63.07	25	m81o
r25j	42.41	49.1	44.5	66.26	42	o10y
r50j	52.78	35.22	58.37	68.17	59	o40y
r75j	64.82	19.12	74.47	76.89	76	o69y
j00g	82.06	-3.94	97.52	97.6	92	o98y
j25g	67.26	-26.87	74.67	79.36	110	y34l
j50g	55.83	-43.45	57.11	71.76	127	y69l
j75g	47.5	-54.18	38.3	66.35	145	l03c
g00b	50.07	-44.09	14.13	46.3	162	l23c
g25b	52.21	-35.66	-6.03	36.17	190	l55c
g50b	53.9	-29.04	-21.87	36.36	217	l87c
g75b	49.44	-15.51	-32.31	35.84	244	c20v
b00r	41.36	1.15	-37.95	37.97	272	c53v
b25r	28.74	27.19	-46.77	54.1	300	c87v
b50r	33.74	61.97	-37.81	72.59	329	v68m
b75r	40.08	64.26	-3.32	64.35	357	m33o



%Gamut
 $u^*_{rel} = 88$
 %Regularity
 $g^*_{H,rel} = 31$
 $g^*_{C,rel} = 40$

FRS15_90a; adapted (a) CIELAB data

Name	$L^*=L^*_a$	a^*_a	b^*_a	$C^*_{ab,a}$	$h^*_{ab,a}$
OMa	38.8	53.92	39.68	66.95	36
YMa	82.58	-4.64	98.22	98.33	93
LMa	46.95	-56.34	43.46	71.15	142
CMa	54.62	-26.2	-28.68	38.85	228
VMa	20.01	45.2	-52.87	69.56	311
MMa	40.88	70.68	-29.99	76.78	337
NMa	15.0	0.0	0.0	0.0	0
WMa	90.0	0.0	0.0	0.0	0
RCIE	39.92	58.74	27.99	65.07	25
JCIE	81.26	-2.89	71.56	71.62	92
GCIE	52.23	-42.42	13.6	44.55	162
BCIE	30.57	1.41	-46.47	46.49	272

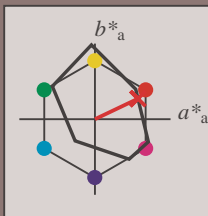


See for similar files: <http://www.ps.bam.de/Ee37/>; www.ps.bam.de/Ee37/10L/L37E00FP.PS/.PDF
 Technical information: <http://www.ps.bam.de> Version 2.1, io=1,1, CIELAB, ColSpX=0

BAM registration: 20081001-Ee37/10L/L37E00FP.PS/ .PDF BAM material: code=rhadata
 application for evaluation and measurement of printer or monitor systems

Input and output: Colorimetric Printer Reflective System FRS15_90a for relative CIELAB hue $h^* = lab^*h^* = h_{ab}/360 = 0.071$
 data for any colour:
 lab^*tch^* and lab^*icu^*

Hue texts:
 $u^*_e = r00j$ $u^*_d = m81o$
 contrast reduction factor:
 $c_R = 0.9$
 triangle lightness t^*



FRS15_90a; adapted (a) CIELAB data

	u^*_e	$L^*=L^*_a$	a^*_a	b^*_a	$C^*_{ab,a}$	$h^*_{ab,a}$
O _{Ma}	38.8	53.92	39.68	66.95	36	
Y _{Ma}	82.58	-4.64	98.22	98.33	93	
L _{Ma}	46.95	-56.34	43.46	71.15	142	
C _{Ma}	54.62	-26.2	-28.68	38.85	228	
V _{Ma}	20.01	45.2	-52.87	69.56	311	
M _{Ma}	40.88	70.68	-29.99	76.78	337	
N _{Ma}	15.0	0.0	0.0	0.0	0	
W _{Ma}	90.0	0.0	0.0	0.0	0	
R _{Ma}	39.92	58.74	27.99	65.07	25	
J _{Ma}	81.26	-2.89	71.56	71.62	92	
G _{Ma}	52.23	-42.42	13.6	44.55	162	
B _{Ma}	30.57	1.41	-46.47	46.49	272	

Data for maximum colour (Ma):

$LAB^*LAB^*_{Ma}$: 39 57 27

$LAB^*LCH^*_{Ma}$: 39 63 25

$lab^*rgb^*_{Ma}$: 1.0 0.0 0.0

$lab^*olv^*_{Ma}$: 1.0 0.0 0.18

triangle lightness t^*

%Gamut

$u^*_{rel} = 88$

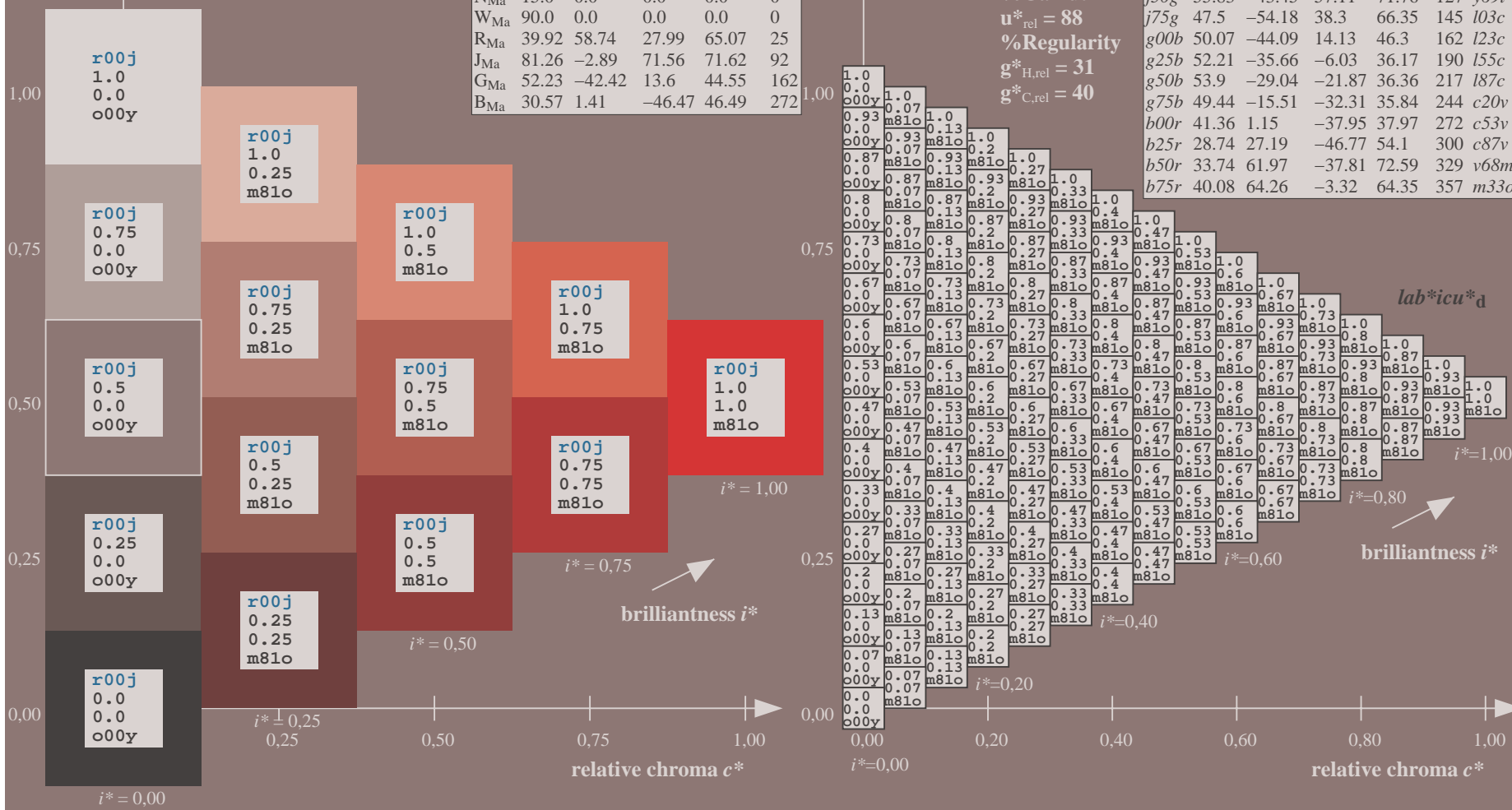
%Regularity

$g^*_{H,rel} = 31$

$g^*_{C,rel} = 40$

FRS15_90a; adapted (a) CIELAB data

	u^*_e	$L^*=L^*_a$	a^*_a	b^*_a	$C^*_{ab,a}$	$h^*_{ab,a}$	u^*_d
r00j	39.18	56.94	27.13	63.07	25	m81o	
r25j	42.41	49.1	44.5	66.26	42	o10y	
r50j	52.78	35.22	58.37	68.17	59	o40y	
r75j	64.82	19.12	74.47	76.89	76	o69y	
j00g	82.06	-3.94	97.52	97.6	92	o98y	
j25g	67.26	-26.87	74.67	79.36	110	y34l	
j50g	55.83	-43.45	57.11	71.76	127	y69l	
j75g	47.5	-54.18	38.3	66.35	145	l03c	
g00b	50.07	-44.09	14.13	46.3	162	l23c	
g25b	52.21	-35.66	-6.03	36.17	190	l55c	
g50b	53.9	-29.04	-21.87	36.36	217	l87c	
g75b	49.44	-15.51	-32.31	35.84	244	c20v	
b00r	41.36	1.15	-37.95	37.97	272	c53v	
b25r	28.74	27.19	-46.77	54.1	300	c87v	
b50r	33.74	61.97	-37.81	72.59	329	v68m	
b75r	40.08	64.26	-3.32	64.35	357	m33o	

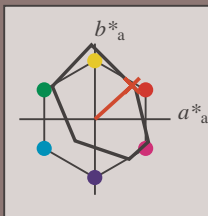


See for similar files: <http://www.ps.bam.de/Ee37/>; www.ps.bam.de/Ee37/
 Technical information: <http://www.ps.bam.de> Version 2.1, io=1,1, CIELAB, ColSpX=0

BAM registration: 20081001-Ee37/10L/L37E00FP.PS/ .PDF BAM material: code=rhadata
 application for evaluation and measurement of printer or monitor systems

Input and output: Colorimetric Printer Reflective System FRS15_90a for relative CIELAB hue $h^* = lab^*h^* = h_{ab}/360 = 0.117$
 data for any colour:
 lab^*tch^* and lab^*icu^*

Hue texts:
 $u^*_e = r25j$ $u^*_d = o10y$
 contrast reduction factor:
 $c_R = 0.9$
 triangle lightness t^*



FRS15_90a; adapted (a) CIELAB data

	u^*_e	$L^*=L^*_a$	a^*_a	b^*_a	$C^*_{ab,a}$	$h^*_{ab,a}$
O _{Ma}	38.8	53.92	39.68	66.95	36	
Y _{Ma}	82.58	-4.64	98.22	98.33	93	
L _{Ma}	46.95	-56.34	43.46	71.15	142	
C _{Ma}	54.62	-26.2	-28.68	38.85	228	
V _{Ma}	20.01	45.2	-52.87	69.56	311	
M _{Ma}	40.88	70.68	-29.99	76.78	337	
N _{Ma}	15.0	0.0	0.0	0.0	0	
W _{Ma}	90.0	0.0	0.0	0.0	0	
R _{Ma}	39.92	58.74	27.99	65.07	25	
J _{Ma}	81.26	-2.89	71.56	71.62	92	
G _{Ma}	52.23	-42.42	13.6	44.55	162	
B _{Ma}	30.57	1.41	-46.47	46.49	272	

Data for maximum colour (Ma):

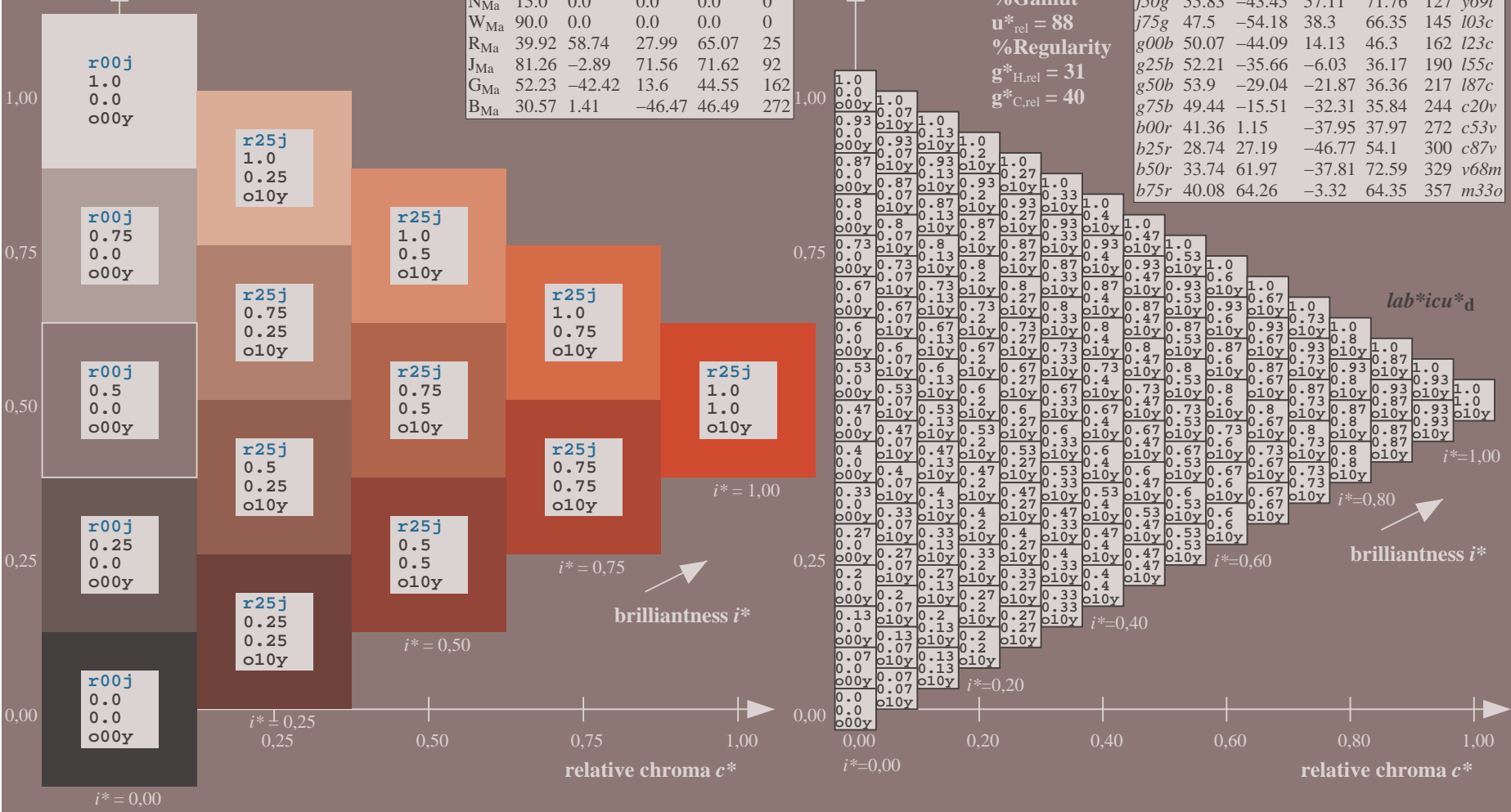
$LAB^*LAB^*_{Ma}$: 42 49 44
 $LAB^*LCH^*_{Ma}$: 42 66 42
 $lab^*rgb^*_{Ma}$: 1.0 0.25 0.0
 $lab^*olv^*_{Ma}$: 1.0 0.1 0.0

triangle lightness t^*

%Gamut
 $u^*_{rel} = 88$
 %Regularity
 $g^*_{H,rel} = 31$
 $g^*_{C,rel} = 40$

FRS15_90a; adapted (a) CIELAB data

	u^*_e	$L^*=L^*_a$	a^*_a	b^*_a	$C^*_{ab,a}$	$h^*_{ab,a}$	u^*_d
r00j	39.18	56.94	27.13	63.07	25	m81o	
r25j	42.41	49.1	44.5	66.26	42	o10y	
r50j	52.78	35.22	58.37	68.17	59	o40y	
r75j	64.82	19.12	74.47	76.89	76	o69y	
j00g	82.06	-3.94	97.52	97.6	92	o98y	
j25g	67.26	-26.87	74.67	79.36	110	y34l	
j50g	55.83	-43.45	57.11	71.76	127	y69l	
j75g	47.5	-54.18	38.3	66.35	145	l03c	
g00b	50.07	-44.09	14.13	46.3	162	l23c	
g25b	52.21	-35.66	-6.03	36.17	190	l55c	
g50b	53.9	-29.04	-21.87	36.36	217	l87c	
g75b	49.44	-15.51	-32.31	35.84	244	c20v	
b00r	41.36	1.15	-37.95	37.97	272	c53v	
b25r	28.74	27.19	-46.77	54.1	300	c87v	
b50r	33.74	61.97	-37.81	72.59	329	v68m	
b75r	40.08	64.26	-3.32	64.35	357	m33o	

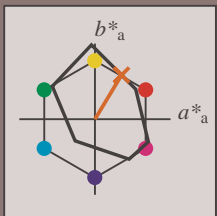


See for similar files: <http://www.ps.bam.de/Ee37/>; www.ps.bam.de/Ee37/
 Technical information: <http://www.ps.bam.de> Version 2.1, io=1,1, CIELAB, ColSpX=0

BAM registration: 20081001-Ee37/10L/L37E00FP.PS/ .PDF BAM material: code=rh4ta
 application for evaluation and measurement of printer or monitor systems

Input and output: Colorimetric Printer Reflective System FRS15_90a for relative CIELAB hue $h^* = lab^*h^* = h_{ab}/360 = 0.164$
 data for any colour:
 lab^*tch^* and lab^*icu^*

Hue texts:
 $u^*_e = r50j$ $u^*_d = o40y$
 contrast reduction factor:
 $c_R = 0.9$
 triangle lightness t^*



FRS15_90a; adapted (a) CIELAB data

	u^*_e	$L^*=L^*_a$	a^*_a	b^*_a	$C^*_{ab,a}$	$h^*_{ab,a}$
O _{Ma}	38.8	53.92	39.68	66.95	36	
Y _{Ma}	82.58	-4.64	98.22	98.33	93	
L _{Ma}	46.95	-56.34	43.46	71.15	142	
C _{Ma}	54.62	-26.2	-28.68	38.85	228	
V _{Ma}	20.01	45.2	-52.87	69.56	311	
M _{Ma}	40.88	70.68	-29.99	76.78	337	
N _{Ma}	15.0	0.0	0.0	0.0	0	
W _{Ma}	90.0	0.0	0.0	0.0	0	
R _{Ma}	39.92	58.74	27.99	65.07	25	
J _{Ma}	81.26	-2.89	71.56	71.62	92	
G _{Ma}	52.23	-42.42	13.6	44.55	162	
B _{Ma}	30.57	1.41	-46.47	46.49	272	

Data for maximum colour (Ma):

$LAB^*LAB^*_{Ma}$: 53 35 58

$LAB^*LCH^*_{Ma}$: 53 68 58

$lab^*rgb^*_{Ma}$: 1.0 0.5 0.0

$lab^*olv^*_{Ma}$: 1.0 0.4 0.0

triangle lightness t^*

%Gamut

$u^*_{rel} = 88$

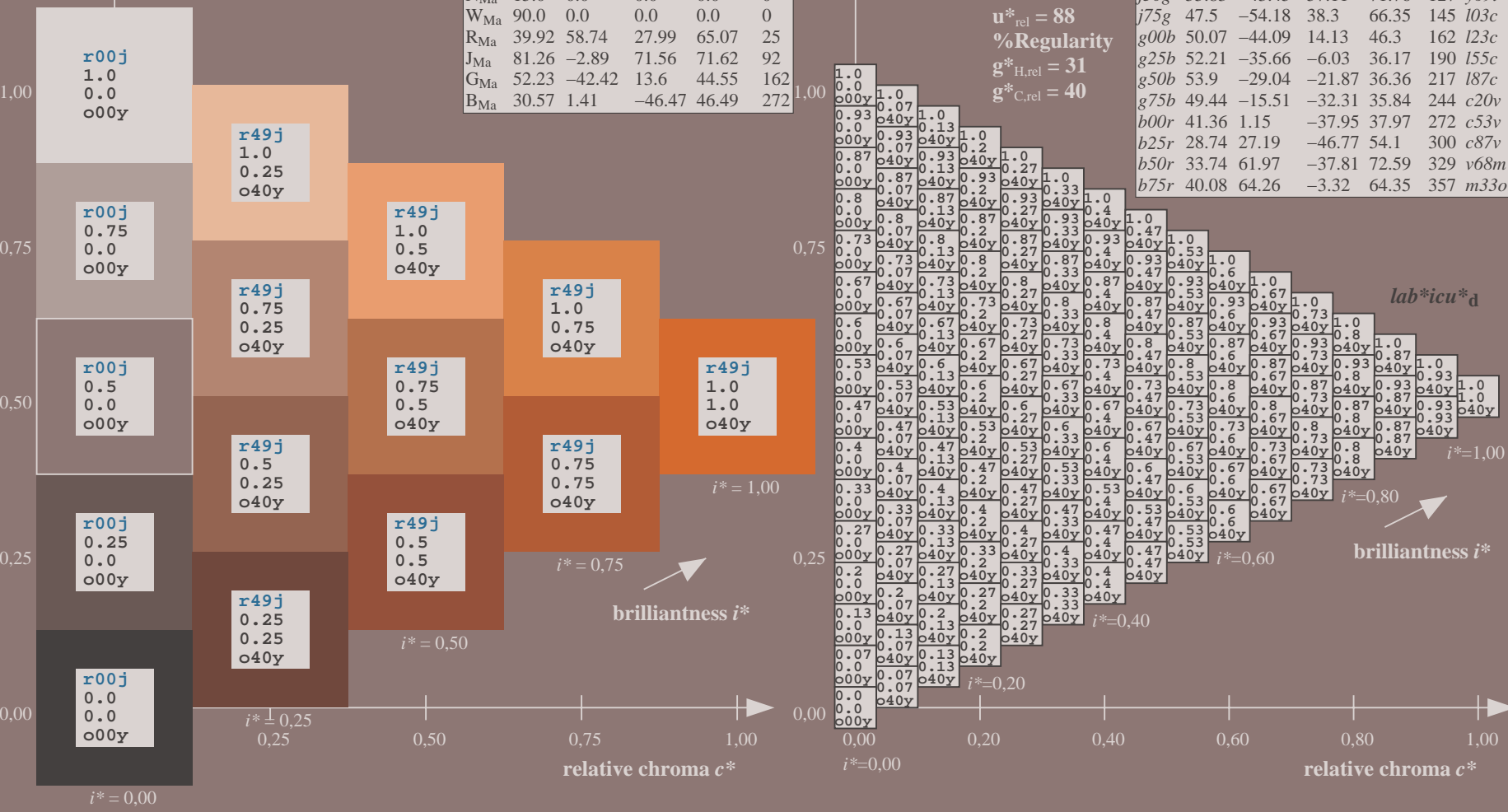
%Regularity

$g^*_{H,rel} = 31$

$g^*_{C,rel} = 40$

FRS15_90a; adapted (a) CIELAB data

	u^*_e	$L^*=L^*_a$	a^*_a	b^*_a	$C^*_{ab,a}$	$h^*_{ab,a}$	u^*_d
r00j	39.18	56.94	27.13	63.07	25	m81o	
r25j	42.41	49.1	44.5	66.26	42	o10y	
r50j	52.78	35.22	58.37	68.17	59	o40y	
r75j	64.82	19.12	74.47	76.89	76	o69y	
j00g	82.06	-3.94	97.52	97.6	92	o98y	
j25g	67.26	-26.87	74.67	79.36	110	y34l	
j50g	55.83	-43.45	57.11	71.76	127	y69l	
j75g	47.5	-54.18	38.3	66.35	145	l03c	
g00b	50.07	-44.09	14.13	46.3	162	l23c	
g25b	52.21	-35.66	-6.03	36.17	190	l55c	
g50b	53.9	-29.04	-21.87	36.36	217	l87c	
g75b	49.44	-15.51	-32.31	35.84	244	c20v	
b00r	41.36	1.15	-37.95	37.97	272	c53v	
b25r	28.74	27.19	-46.77	54.1	300	c87v	
b50r	33.74	61.97	-37.81	72.59	329	v68m	
b75r	40.08	64.26	-3.32	64.35	357	m33o	

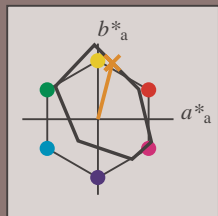


See for similar files: <http://www.ps.bam.de/Ee37/>; www.ps.bam.de/Ee37/
 Technical information: <http://www.ps.bam.de> Version 2.1, io=1,1, CIELAB, ColSpX=0

BAM registration: 20081001-Ee37/10L/L37E00FP.PS/.PDF BAM material: code=rh4ta
 application for evaluation and measurement of printer or monitor systems

Input and output: Colorimetric Printer Reflective System FRS15_90a for relative CIELAB hue $h^* = lab^*h^* = h_{ab}/360 = 0.21$
 data for any colour:
 lab^*tch^* and lab^*icu^*

Hue texts:
 $u^*_e = r75j$ $u^*_d = o69y$
 contrast reduction factor:
 $c_R = 0.9$
 triangle lightness t^*



FRS15_90a; adapted (a) CIELAB data

	u^*_e	$L^*=L^*_a$	a^*_a	b^*_a	$C^*_{ab,a}$	$h^*_{ab,a}$
O _{Ma}	38.8	53.92	39.68	66.95	36	
Y _{Ma}	82.58	-4.64	98.22	98.33	93	
L _{Ma}	46.95	-56.34	43.46	71.15	142	
C _{Ma}	54.62	-26.2	-28.68	38.85	228	
V _{Ma}	20.01	45.2	-52.87	69.56	311	
M _{Ma}	40.88	70.68	-29.99	76.78	337	
N _{Ma}	15.0	0.0	0.0	0.0	0	
W _{Ma}	90.0	0.0	0.0	0.0	0	
R _{Ma}	39.92	58.74	27.99	65.07	25	
J _{Ma}	81.26	-2.89	71.56	71.62	92	
G _{Ma}	52.23	-42.42	13.6	44.55	162	
B _{Ma}	30.57	1.41	-46.47	46.49	272	

Data for maximum colour (Ma):

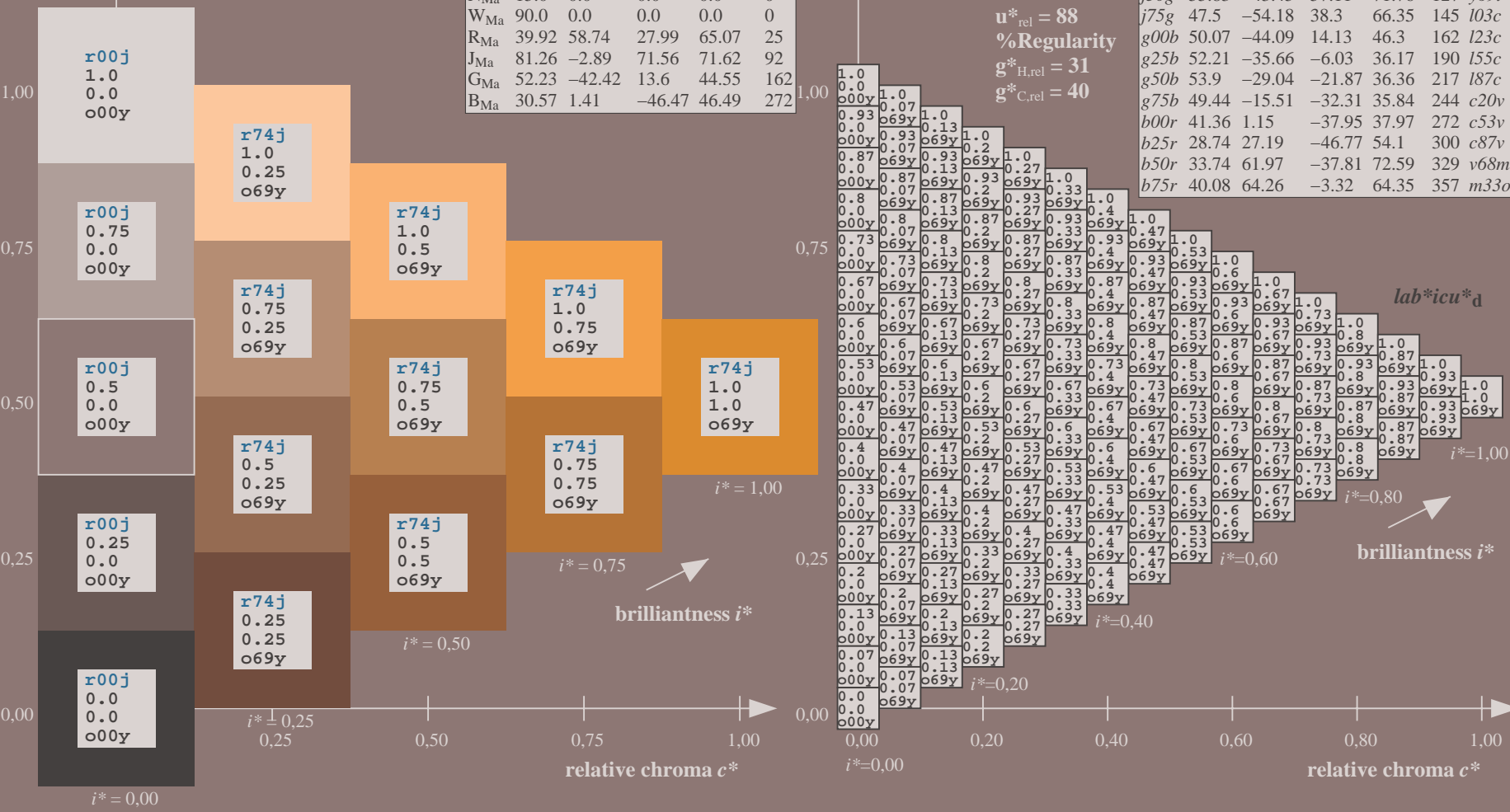
$LAB^*LAB^*_{Ma}$: 65 19 74
 $LAB^*LCH^*_{Ma}$: 65 77 75
 $lab^*rgb^*_{Ma}$: 1.0 0.75 0.0
 $lab^*olv^*_{Ma}$: 1.0 0.7 0.0

triangle lightness t^*

%Gamut
 $u^*_{rel} = 88$
 %Regularity
 $g^*_{H,rel} = 31$
 $g^*_{C,rel} = 40$

FRS15_90a; adapted (a) CIELAB data

	u^*_e	$L^*=L^*_a$	a^*_a	b^*_a	$C^*_{ab,a}$	$h^*_{ab,a}$	u^*_d
r00j	39.18	56.94	27.13	63.07	25	m81o	
r25j	42.41	49.1	44.5	66.26	42	o10y	
r50j	52.78	35.22	58.37	68.17	59	o40y	
r75j	64.82	19.12	74.47	76.89	76	o69y	
j00g	82.06	-3.94	97.52	97.6	92	o98y	
j25g	67.26	-26.87	74.67	79.36	110	y34l	
j50g	55.83	-43.45	57.11	71.76	127	y69l	
j75g	47.5	-54.18	38.3	66.35	145	l03c	
g00b	50.07	-44.09	14.13	46.3	162	l23c	
g25b	52.21	-35.66	-6.03	36.17	190	l55c	
g50b	53.9	-29.04	-21.87	36.36	217	l87c	
g75b	49.44	-15.51	-32.31	35.84	244	c20v	
b00r	41.36	1.15	-37.95	37.97	272	c53v	
b25r	28.74	27.19	-46.77	54.1	300	c87v	
b50r	33.74	61.97	-37.81	72.59	329	v68m	
b75r	40.08	64.26	-3.32	64.35	357	m33o	

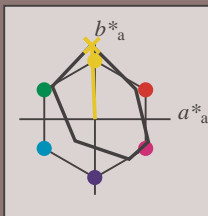


See for similar files: <http://www.ps.bam.de/Ee37/>; www.ps.bam.de
 Technical information: <http://www.ps.bam.de> Version 2.1, io=1,1, CIELAB, ColSpX=0

BAM registration: 20081001-Ee37/10L/L37E00FP.PS/.PDF BAM material: code=rh4ta
 application for evaluation and measurement of printer or monitor systems

Input and output: Colorimetric Printer Reflective System FRS15_90a for relative CIELAB hue $h^* = lab^*h^* = h_{ab}/360 = 0.256$
 data for any colour:
 lab^*tch^* and lab^*icu^*

Hue texts:
 $u^*_e = j00g$ $u^*_d = o98y$
 contrast reduction factor:
 $c_R = 0.9$
 triangle lightness t^*



FRS15_90a; adapted (a) CIELAB data

	u^*_e	L^*_a	a^*_a	b^*_a	$C^*_{ab,a}$	$h^*_{ab,a}$
O _{Ma}	38.8	53.92	39.68	66.95	36	
Y _{Ma}	82.58	-4.64	98.22	98.33	93	
L _{Ma}	46.95	-56.34	43.46	71.15	142	
C _{Ma}	54.62	-26.2	-28.68	38.85	228	
V _{Ma}	20.01	45.2	-52.87	69.56	311	
M _{Ma}	40.88	70.68	-29.99	76.78	337	
N _{Ma}	15.0	0.0	0.0	0.0	0	
W _{Ma}	90.0	0.0	0.0	0.0	0	
R _{Ma}	39.92	58.74	27.99	65.07	25	
J _{Ma}	81.26	-2.89	71.56	71.62	92	
G _{Ma}	52.23	-42.42	13.6	44.55	162	
B _{Ma}	30.57	1.41	-46.47	46.49	272	

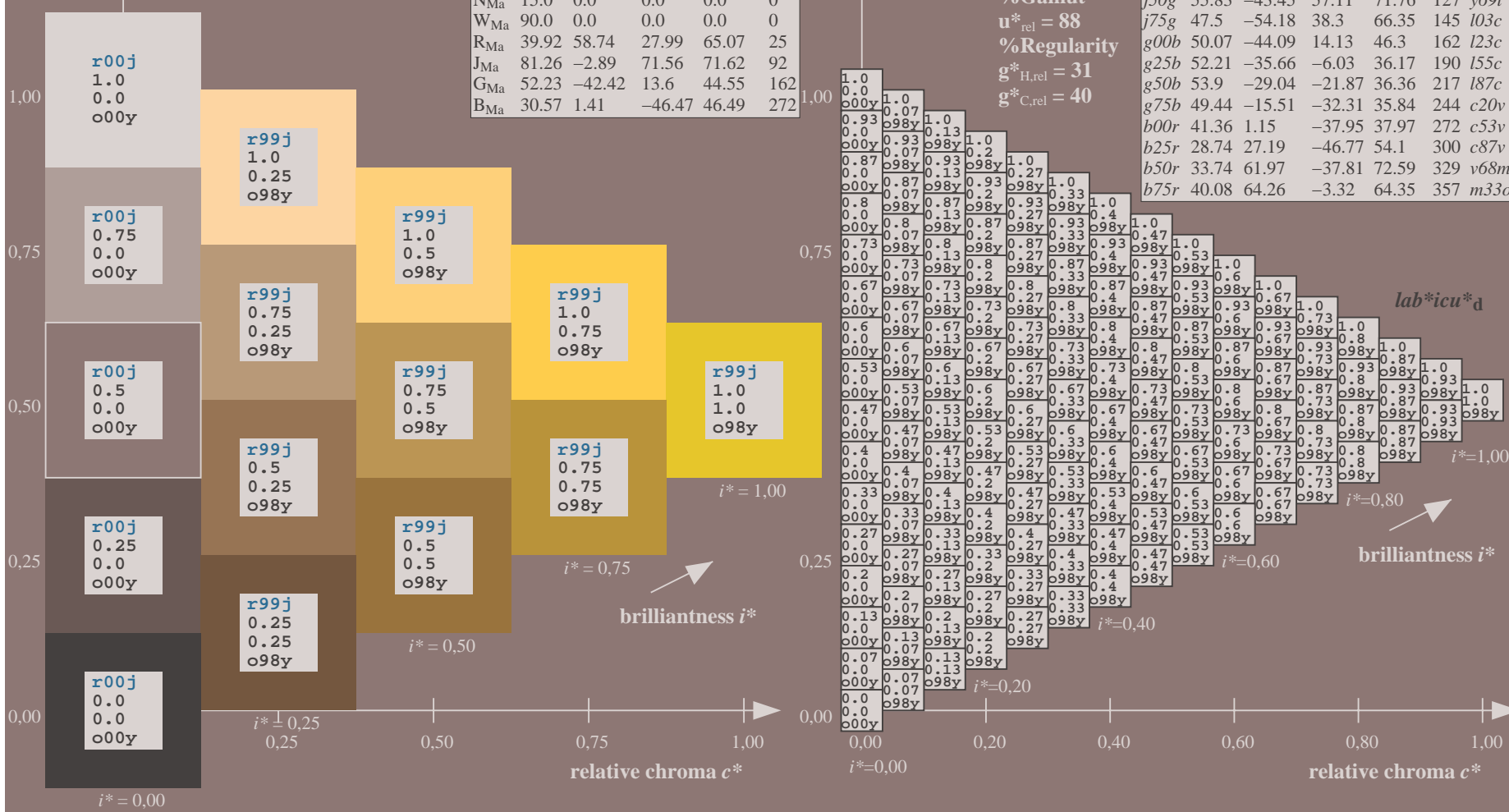
Data for maximum colour (Ma):

$LAB^*LAB^*_Ma: 82 -4 98$
 $LAB^*LCH^*_Ma: 82 98 92$
 $lab^*rgb^*_Ma: 1.0 1.0 0.0$
 $lab^*olv^*_Ma: 1.0 0.99 0.0$
 triangle lightness t^*

FRS15_90a; adapted (a) CIELAB data

	u^*_e	L^*_a	a^*_a	b^*_a	$C^*_{ab,a}$	$h^*_{ab,a}$	u^*_d
r00j	39.18	56.94	27.13	63.07	25	m81o	
r25j	42.41	49.1	44.5	66.26	42	o10y	
r50j	52.78	35.22	58.37	68.17	59	o40y	
r75j	64.82	19.12	74.47	76.89	76	o69y	
j00g	82.06	-3.94	97.52	97.6	92	o98y	
j25g	67.26	-26.87	74.67	79.36	110	y34l	
j50g	55.83	-43.45	57.11	71.76	127	y69l	
j75g	47.5	-54.18	38.3	66.35	145	l03c	
g00b	50.07	-44.09	14.13	46.3	162	l23c	
g25b	52.21	-35.66	-6.03	36.17	190	l55c	
g50b	53.9	-29.04	-21.87	36.36	217	l87c	
g75b	49.44	-15.51	-32.31	35.84	244	c20v	
b00r	41.36	1.15	-37.95	37.97	272	c53v	
b25r	28.74	27.19	-46.77	54.1	300	c87v	
b50r	33.74	61.97	-37.81	72.59	329	v68m	
b75r	40.08	64.26	-3.32	64.35	357	m33o	

%Gamut
 $u^*_{rel} = 88$
 %Regularity
 $g^*_{H,rel} = 31$
 $g^*_{C,rel} = 40$

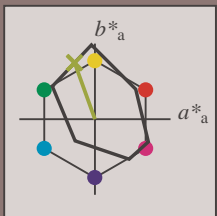


See for similar files: <http://www.ps.bam.de/Ee37/>; www.ps.bam.de/Ee37/
 Technical information: <http://www.ps.bam.de> Version 2.1, io=1,1, CIELAB, ColSpX=0

BAM registration: 20081001-Ee37/10L/L37E00FP.PS/.PDF BAM material: code=rh4ta
 application for evaluation and measurement of printer or monitor systems

Input and output: Colorimetric Printer Reflective System FRS15_90a for relative CIELAB hue $h^* = lab^*h^* = h_{ab}/360 = 0.305$
 data for any colour:
 lab^*tch^* and lab^*icu^*

Hue texts:
 $u^*_e = j25g$ $u^*_d = y34l$
 contrast reduction factor:
 $c_R = 0.9$
 triangle lightness t^*



FRS15_90a; adapted (a) CIELAB data

	u^*_e	L^*_a	a^*_a	b^*_a	$C^*_{ab,a}$	$h^*_{ab,a}$
O _{Ma}	38.8	53.92	39.68	66.95	36	
Y _{Ma}	82.58	-4.64	98.22	98.33	93	
L _{Ma}	46.95	-56.34	43.46	71.15	142	
C _{Ma}	54.62	-26.2	-28.68	38.85	228	
V _{Ma}	20.01	45.2	-52.87	69.56	311	
M _{Ma}	40.88	70.68	-29.99	76.78	337	
N _{Ma}	15.0	0.0	0.0	0.0	0	
W _{Ma}	90.0	0.0	0.0	0.0	0	
R _{Ma}	39.92	58.74	27.99	65.07	25	
J _{Ma}	81.26	-2.89	71.56	71.62	92	
G _{Ma}	52.23	-42.42	13.6	44.55	162	
B _{Ma}	30.57	1.41	-46.47	46.49	272	

Data for maximum colour (Ma):

$LAB^*LAB^*_{Ma}: 67 -27 75$

$LAB^*LCH^*_{Ma}: 67 79 109$

$lab^*rgb^*_{Ma}: 0.75 1.0 0.0$

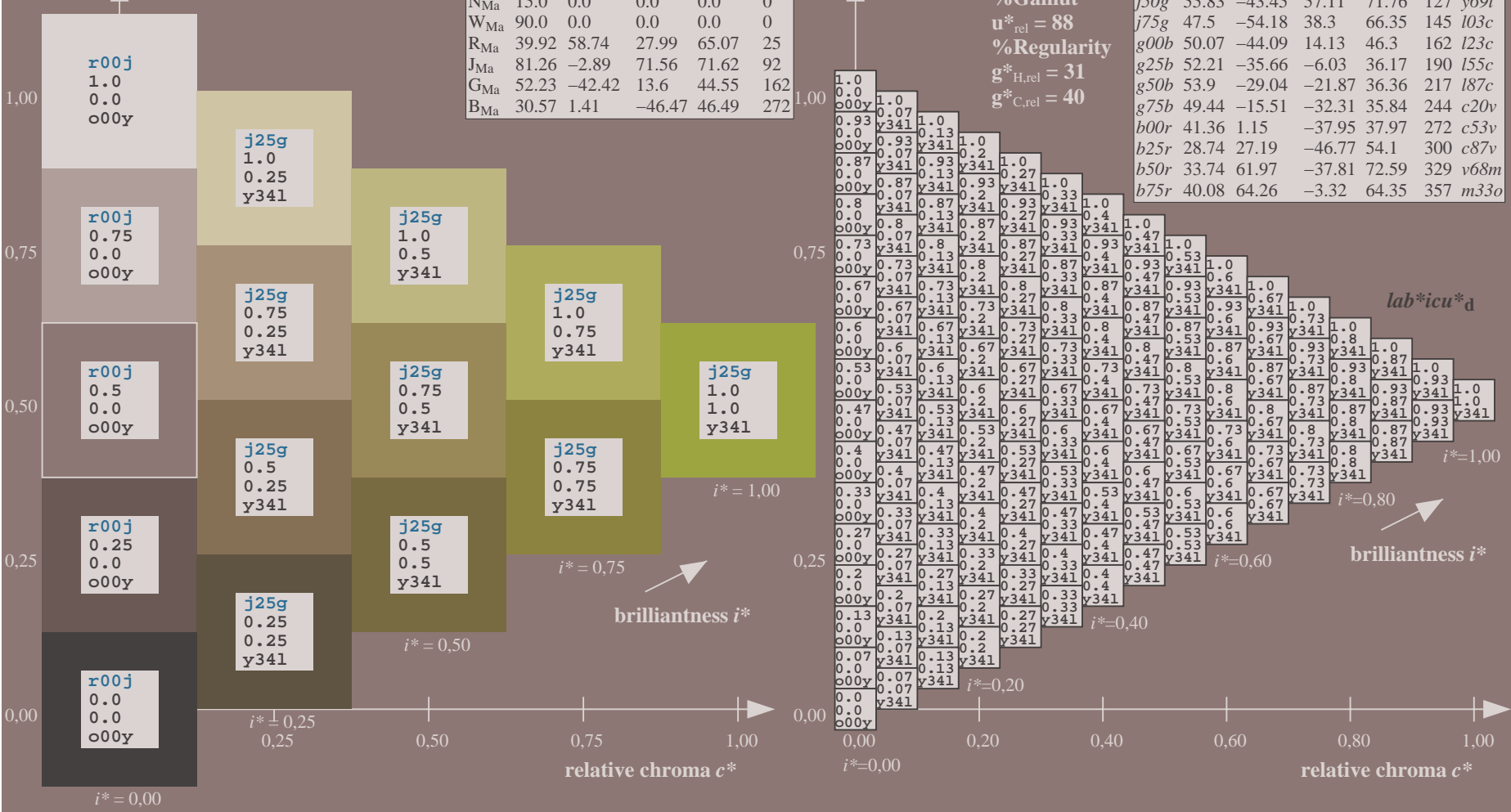
$lab^*olv^*_{Ma}: 0.66 1.0 0.0$

triangle lightness t^*

%Gamut
 $u^*_{rel} = 88$
 %Regularity
 $g^*_{H,rel} = 31$
 $g^*_{C,rel} = 40$

FRS15_90a; adapted (a) CIELAB data

	u^*_e	L^*_a	a^*_a	b^*_a	$C^*_{ab,a}$	$h^*_{ab,a}$	u^*_d
r00j	39.18	56.94	27.13	63.07	25	m81o	
r25j	42.41	49.1	44.5	66.26	42	o10y	
r50j	52.78	35.22	58.37	68.17	59	o40y	
r75j	64.82	19.12	74.47	76.89	76	o69y	
j00g	82.06	-3.94	97.52	97.6	92	o98y	
j25g	67.26	-26.87	74.67	79.36	110	y34l	
j50g	55.83	-43.45	57.11	71.76	127	y69l	
j75g	47.5	-54.18	38.3	66.35	145	l03c	
g00b	50.07	-44.09	14.13	46.3	162	l23c	
g25b	52.21	-35.66	-6.03	36.17	190	l55c	
g50b	53.9	-29.04	-21.87	36.36	217	l87c	
g75b	49.44	-15.51	-32.31	35.84	244	c20v	
b00r	41.36	1.15	-37.95	37.97	272	c53v	
b25r	28.74	27.19	-46.77	54.1	300	c87v	
b50r	33.74	61.97	-37.81	72.59	329	v68m	
b75r	40.08	64.26	-3.32	64.35	357	m33o	

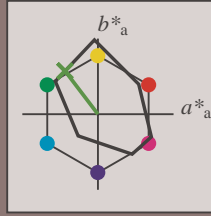


See for similar files: <http://www.ps.bam.de/Ee37/>; <http://www.ps.bam.de/Ee37/10L/L37E00FP.PS/>
 Technical information: <http://www.ps.bam.de> Version 2.1, io=1,1, CIELAB, ColSpX=0

BAM registration: 20081001-Ee37/10L/L37E00FP.PS/.PDF BAM material: code=rh4ta
 application for evaluation and measurement of printer or monitor systems

Input and output: Colorimetric Printer Reflective System FRS15_90a for relative CIELAB hue $h^* = lab^*h^* = h_{ab}/360 = 0.354$
 data for any colour:
 lab^*tch^* and lab^*icu^*

Hue texts:
 $u^*_e = j50g$ $u^*_d = y69l$
 contrast reduction factor:
 $c_R = 0.9$
 triangle lightness t^*



FRS15_90a; adapted (a) CIELAB data

	u^*_e	L^*_a	a^*_a	b^*_a	$C^*_{ab,a}$	$h^*_{ab,a}$
O _{Ma}	38.8	53.92	39.68	66.95	36	
Y _{Ma}	82.58	-4.64	98.22	98.33	93	
L _{Ma}	46.95	-56.34	43.46	71.15	142	
C _{Ma}	54.62	-26.2	-28.68	38.85	228	
V _{Ma}	20.01	45.2	-52.87	69.56	311	
M _{Ma}	40.88	70.68	-29.99	76.78	337	
N _{Ma}	15.0	0.0	0.0	0.0	0	
W _{Ma}	90.0	0.0	0.0	0.0	0	
R _{Ma}	39.92	58.74	27.99	65.07	25	
J _{Ma}	81.26	-2.89	71.56	71.62	92	
G _{Ma}	52.23	-42.42	13.6	44.55	162	
B _{Ma}	30.57	1.41	-46.47	46.49	272	

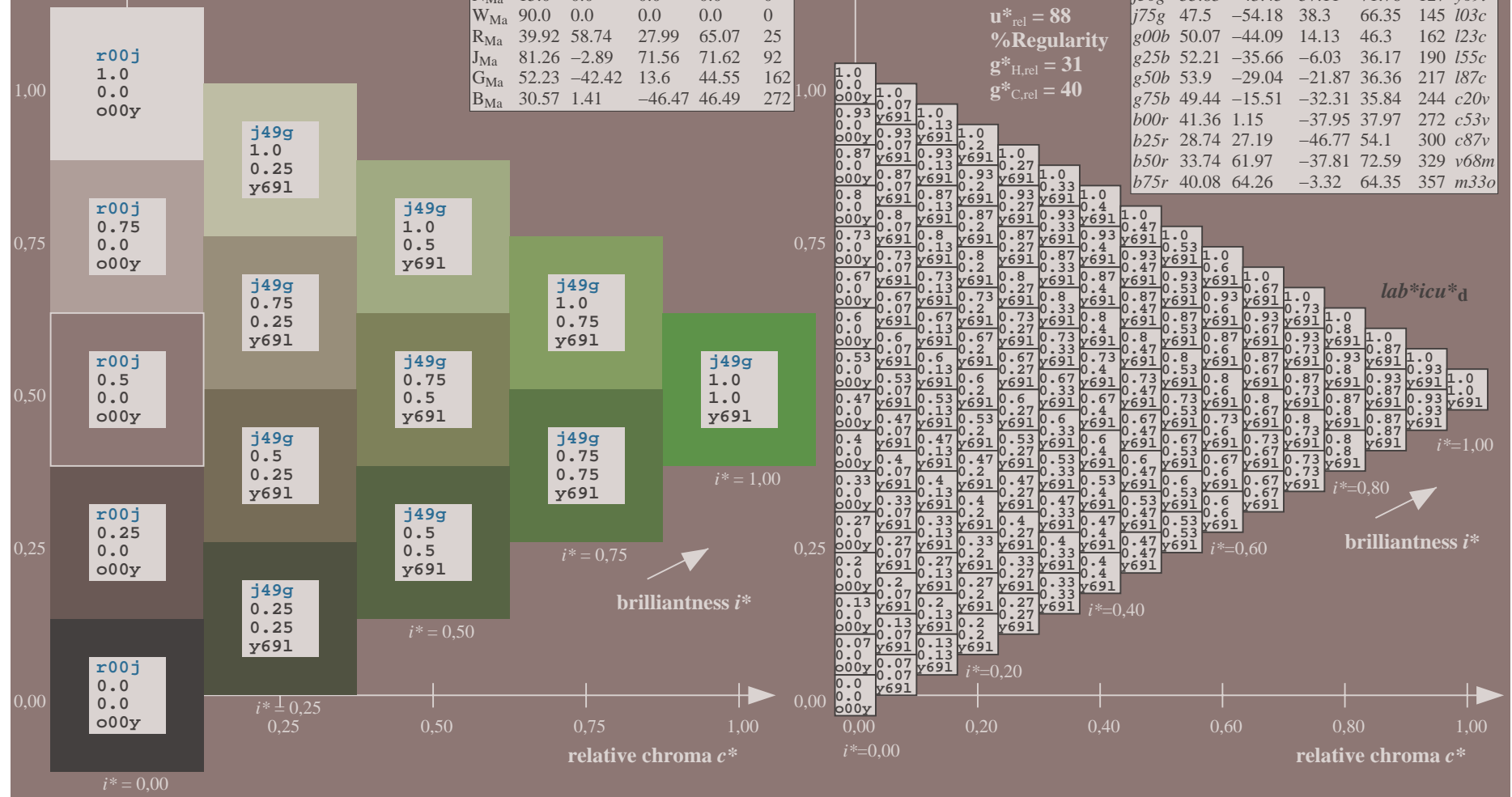
Data for maximum colour (Ma):

$LAB^*LAB^*_{Ma}$: 56 -43 57
 $LAB^*LCH^*_{Ma}$: 56 72 127
 $lab^*rgb^*_{Ma}$: 0.5 1.0 0.0
 $lab^*olv^*_{Ma}$: 0.3 1.0 0.0
 triangle lightness t^*

FRS15_90a; adapted (a) CIELAB data

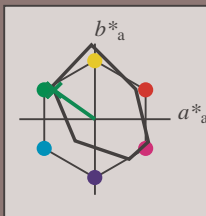
	u^*_e	L^*_a	a^*_a	b^*_a	$C^*_{ab,a}$	$h^*_{ab,a}$	u^*_d
r00j	39.18	56.94	27.13	63.07	25	m81o	
r25j	42.41	49.1	44.5	66.26	42	o10y	
r50j	52.78	35.22	58.37	68.17	59	o40y	
r75j	64.82	19.12	74.47	76.89	76	o69y	
j00g	82.06	-3.94	97.52	97.6	92	o98y	
j25g	67.26	-26.87	74.67	79.36	110	y34l	
j50g	55.83	-43.45	57.11	71.76	127	y69l	
j75g	47.5	-54.18	38.3	66.35	145	l03c	
g00b	50.07	-44.09	14.13	46.3	162	l23c	
g25b	52.21	-35.66	-6.03	36.17	190	l55c	
g50b	53.9	-29.04	-21.87	36.36	217	l87c	
g75b	49.44	-15.51	-32.31	35.84	244	c20v	
b00r	41.36	1.15	-37.95	37.97	272	c53v	
b25r	28.74	27.19	-46.77	54.1	300	c87v	
b50r	33.74	61.97	-37.81	72.59	329	v68m	
b75r	40.08	64.26	-3.32	64.35	357	m33o	

%Gamut
 $u^*_{rel} = 88$
 %Regularity
 $g^*_{H,rel} = 31$
 $g^*_{C,rel} = 40$



Input and output: Colorimetric Printer Reflective System FRS15_90a for relative CIELAB hue $h^* = lab^*h^* = h_{ab}/360 = 0.402$
 data for any colour:
 lab^*tch^* and lab^*icu^*

Hue texts:
 $u^*_e = j75g$ $u^*_d = i03c$
 contrast reduction factor:
 $c_R = 0.9$
 triangle lightness t^*



FRS15_90a; adapted (a) CIELAB data

	u^*_e	$L^*=L^*_a$	a^*_a	b^*_a	$C^*_{ab,a}$	$h^*_{ab,a}$
O _{Ma}	38.8	53.92	39.68	66.95	36	
Y _{Ma}	82.58	-4.64	98.22	98.33	93	
L _{Ma}	46.95	-56.34	43.46	71.15	142	
C _{Ma}	54.62	-26.2	-28.68	38.85	228	
V _{Ma}	20.01	45.2	-52.87	69.56	311	
M _{Ma}	40.88	70.68	-29.99	76.78	337	
N _{Ma}	15.0	0.0	0.0	0.0	0	
W _{Ma}	90.0	0.0	0.0	0.0	0	
R _{Ma}	39.92	58.74	27.99	65.07	25	
J _{Ma}	81.26	-2.89	71.56	71.62	92	
G _{Ma}	52.23	-42.42	13.6	44.55	162	
B _{Ma}	30.57	1.41	-46.47	46.49	272	

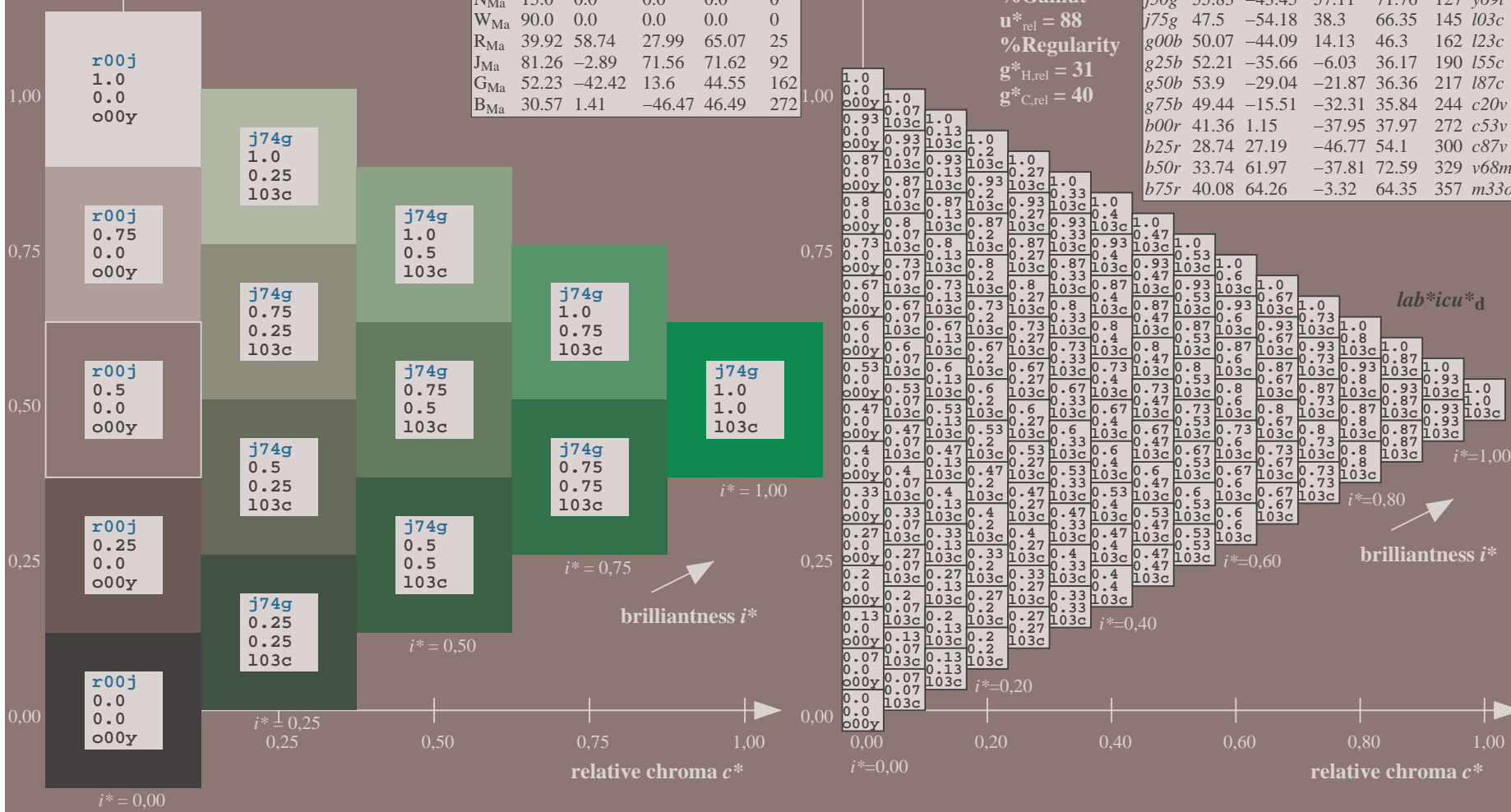
Data for maximum colour (Ma):

$LAB^*LAB^*_Ma$: 48 -54 38
 $LAB^*LCH^*_Ma$: 48 66 144
 $lab^*rgb^*_Ma$: 0.25 1.0 0.0
 $lab^*olv^*_Ma$: 0.0 1.0 0.03
 triangle lightness t^*

FRS15_90a; adapted (a) CIELAB data

	u^*_e	$L^*=L^*_a$	a^*_a	b^*_a	$C^*_{ab,a}$	$h^*_{ab,a}$	u^*_d
r00j	39.18	56.94	27.13	63.07	25	m81o	
r25j	42.41	49.1	44.5	66.26	42	o10y	
r50j	52.78	35.22	58.37	68.17	59	o40y	
r75j	64.82	19.12	74.47	76.89	76	o69y	
j00g	82.06	-3.94	97.52	97.6	92	o98y	
j25g	67.26	-26.87	74.67	79.36	110	y34l	
j50g	55.83	-43.45	57.11	71.76	127	y69l	
j75g	47.5	-54.18	38.3	66.35	145	i03c	
g00b	50.07	-44.09	14.13	46.3	162	i23c	
g25b	52.21	-35.66	-6.03	36.17	190	i55c	
g50b	53.9	-29.04	-21.87	36.36	217	i87c	
g75b	49.44	-15.51	-32.31	35.84	244	c20v	
b00r	41.36	1.15	-37.95	37.97	272	c53v	
b25r	28.74	27.19	-46.77	54.1	300	c87v	
b50r	33.74	61.97	-37.81	72.59	329	v68m	
b75r	40.08	64.26	-3.32	64.35	357	m33o	

%Gamut
 $u^*_{rel} = 88$
 %Regularity
 $g^*_{H,rel} = 31$
 $g^*_{C,rel} = 40$

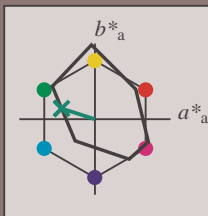


See for similar files: <http://www.ps.bam.de/Ee37/>; <http://www.ps.bam.de/Ee37/>
 Technical information: <http://www.ps.bam.de> Version 2.1, io=1,1, CIELAB, ColSpX=0

BAM registration: 20081001-Ee37/10L/L37E00FP.PS/ .PDF BAM material: code=rh4ta
 application for evaluation and measurement of printer or monitor systems

Input and output: Colorimetric Printer Reflective System FRS15_90a for relative CIELAB hue $h^* = lab^*h^* = h_{ab}/360 = 0.451$
 data for any colour:
 lab^*tch^* and lab^*icu^*

Hue texts:
 $u^*_e = g00b$ $u^*_d = l23c$
 contrast reduction factor:
 $c_R = 0.9$
 triangle lightness t^*



FRS15_90a; adapted (a) CIELAB data

	u^*_e	$L^*=L^*_a$	a^*_a	b^*_a	$C^*_{ab,a}$	$h^*_{ab,a}$
O _{Ma}	38.8	53.92	39.68	66.95	36	
Y _{Ma}	82.58	-4.64	98.22	98.33	93	
L _{Ma}	46.95	-56.34	43.46	71.15	142	
C _{Ma}	54.62	-26.2	-28.68	38.85	228	
V _{Ma}	20.01	45.2	-52.87	69.56	311	
M _{Ma}	40.88	70.68	-29.99	76.78	337	
N _{Ma}	15.0	0.0	0.0	0.0	0	
W _{Ma}	90.0	0.0	0.0	0.0	0	
R _{Ma}	39.92	58.74	27.99	65.07	25	
J _{Ma}	81.26	-2.89	71.56	71.62	92	
G _{Ma}	52.23	-42.42	13.6	44.55	162	
B _{Ma}	30.57	1.41	-46.47	46.49	272	

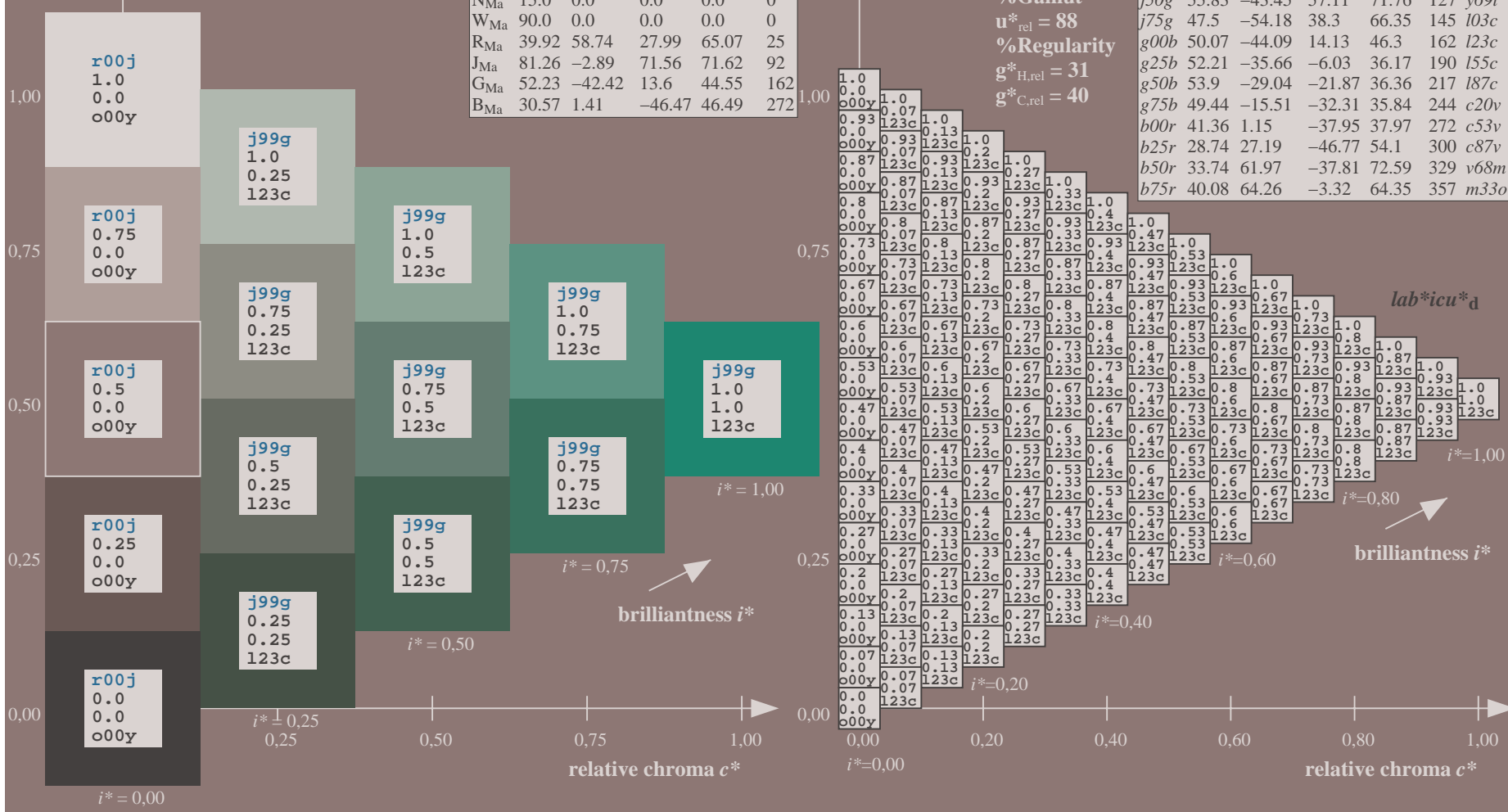
Data for maximum colour (Ma):

$LAB^*LAB^*_Ma$: 50 -44 14
 $LAB^*LCH^*_Ma$: 50 46 162
 $lab^*rgb^*_Ma$: 0.0 1.0 0.0
 $lab^*olv^*_Ma$: 0.0 1.0 0.23
 triangle lightness t^*

FRS15_90a; adapted (a) CIELAB data

	u^*_e	$L^*=L^*_a$	a^*_a	b^*_a	$C^*_{ab,a}$	$h^*_{ab,a}$	u^*_d
r00j	39.18	56.94	27.13	63.07	25	m81o	
r25j	42.41	49.1	44.5	66.26	42	o10y	
r50j	52.78	35.22	58.37	68.17	59	o40y	
r75j	64.82	19.12	74.47	76.89	76	o69y	
j00g	82.06	-3.94	97.52	97.6	92	o98y	
j25g	67.26	-26.87	74.67	79.36	110	y34l	
j50g	55.83	-43.45	57.11	71.76	127	y69l	
j75g	47.5	-54.18	38.3	66.35	145	l03c	
g00b	50.07	-44.09	14.13	46.3	162	l23c	
g25b	52.21	-35.66	-6.03	36.17	190	l55c	
g50b	53.9	-29.04	-21.87	36.36	217	l87c	
g75b	49.44	-15.51	-32.31	35.84	244	c20v	
b00r	41.36	1.15	-37.95	37.97	272	c53v	
b25r	28.74	27.19	-46.77	54.1	300	c87v	
b50r	33.74	61.97	-37.81	72.59	329	v68m	
b75r	40.08	64.26	-3.32	64.35	357	m33o	

%Gamut
 $u^*_{rel} = 88$
 %Regularity
 $g^*_{H,rel} = 31$
 $g^*_{C,rel} = 40$

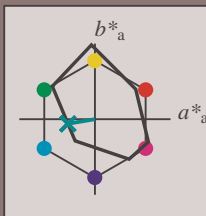


See for similar files: <http://www.ps.bam.de/Ee37/>; <http://www.ps.bam.de/Ee37/>
 Technical information: <http://www.ps.bam.de> Version 2.1, io=1,1, CIELAB, ColSpX=0

BAM registration: 20081001-Ee37/10L/L37E00FP.PS/ .PDF BAM material: code=rhadata
 application for evaluation and measurement of printer or monitor systems

Input and output: Colorimetric Printer Reflective System FRS15_90a for relative CIELAB hue $h^* = lab^*h^* = h_{ab}/360 = 0.527$
 data for any colour:
 lab^*tch^* and lab^*icu^*

Hue texts:
 $u^*_e = g25b$ $u^*_d = 155c$
 contrast reduction factor:
 $c_R = 0.9$
 triangle lightness t^*



FRS15_90a; adapted (a) CIELAB data

	u^*_e	$L^*=L^*_a$	a^*_a	b^*_a	$C^*_{ab,a}$	$h^*_{ab,a}$
O _{Ma}	38.8	53.92	39.68	66.95	36	
Y _{Ma}	82.58	-4.64	98.22	98.33	93	
L _{Ma}	46.95	-56.34	43.46	71.15	142	
C _{Ma}	54.62	-26.2	-28.68	38.85	228	
V _{Ma}	20.01	45.2	-52.87	69.56	311	
M _{Ma}	40.88	70.68	-29.99	76.78	337	
N _{Ma}	15.0	0.0	0.0	0.0	0	
W _{Ma}	90.0	0.0	0.0	0.0	0	
R _{Ma}	39.92	58.74	27.99	65.07	25	
J _{Ma}	81.26	-2.89	71.56	71.62	92	
G _{Ma}	52.23	-42.42	13.6	44.55	162	
B _{Ma}	30.57	1.41	-46.47	46.49	272	

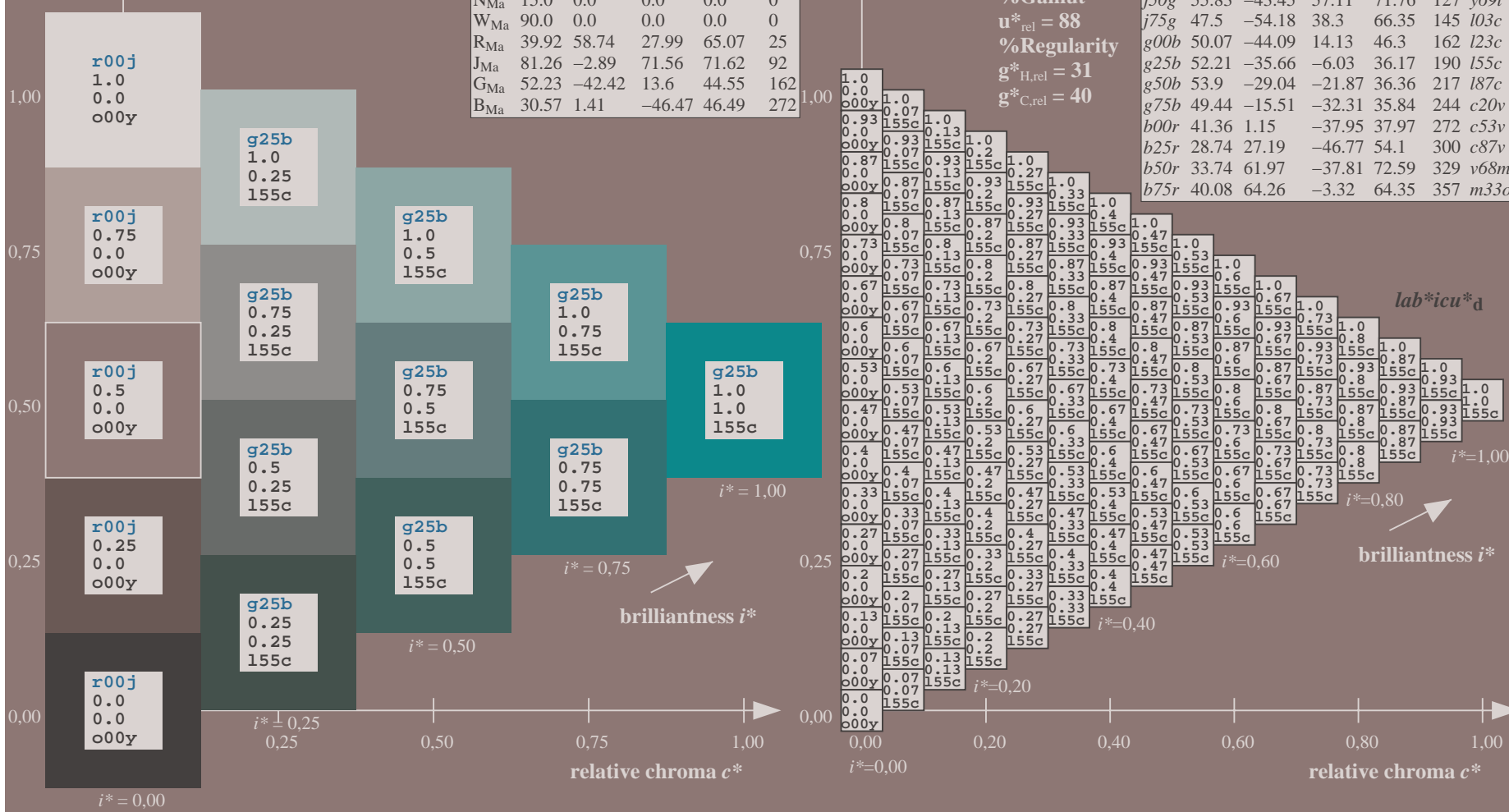
Data for maximum colour (Ma):

$LAB^*LAB^*_Ma$: 52 -36 -6
 $LAB^*LCH^*_Ma$: 52 36 189
 $lab^*rgb^*_Ma$: 0.0 1.0 0.5
 $lab^*olv^*_Ma$: 0.0 1.0 0.55
 triangle lightness t^*

%Gamut
 $u^*_{rel} = 88$
 %Regularity
 $g^*_{H,rel} = 31$
 $g^*_{C,rel} = 40$

FRS15_90a; adapted (a) CIELAB data

	u^*_e	$L^*=L^*_a$	a^*_a	b^*_a	$C^*_{ab,a}$	$h^*_{ab,a}$	u^*_d
r00j	39.18	56.94	27.13	63.07	25	m81o	
r25j	42.41	49.1	44.5	66.26	42	o10y	
r50j	52.78	35.22	58.37	68.17	59	o40y	
r75j	64.82	19.12	74.47	76.89	76	o69y	
j00g	82.06	-3.94	97.52	97.6	92	o98y	
j25g	67.26	-26.87	74.67	79.36	110	y34l	
j50g	55.83	-43.45	57.11	71.76	127	y69l	
j75g	47.5	-54.18	38.3	66.35	145	l03c	
g00b	50.07	-44.09	14.13	46.3	162	l23c	
g25b	52.21	-35.66	-6.03	36.17	190	l55c	
g50b	53.9	-29.04	-21.87	36.36	217	l87c	
g75b	49.44	-15.51	-32.31	35.84	244	c20v	
b00r	41.36	1.15	-37.95	37.97	272	c53v	
b25r	28.74	27.19	-46.77	54.1	300	c87v	
b50r	33.74	61.97	-37.81	72.59	329	v68m	
b75r	40.08	64.26	-3.32	64.35	357	m33o	

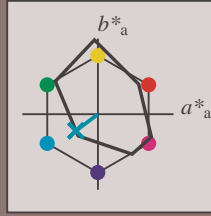


See for similar files: <http://www.ps.bam.de/Ee37/>; www.ps.bam.de/Ee37/
 Technical information: <http://www.ps.bam.de> Version 2.1, io=1,1, CIELAB, ColSpX=0

BAM registration: 20081001-Ee37/10L/L37E00FP.PS/ .PDF BAM material: code=rh4ta
 application for evaluation and measurement of printer or monitor systems

Input and output: Colorimetric Printer Reflective System FRS15_90a for relative CIELAB hue $h^* = lab^*h^* = h_{ab}/360 = 0.603$
 data for any colour:
 lab^*tch^* and lab^*icu^*

Hue texts:
 $u^*_e = g50b$ $u^*_d = 187c$
 contrast reduction factor:
 $c_R = 0.9$
 triangle lightness t^*



FRS15_90a; adapted (a) CIELAB data

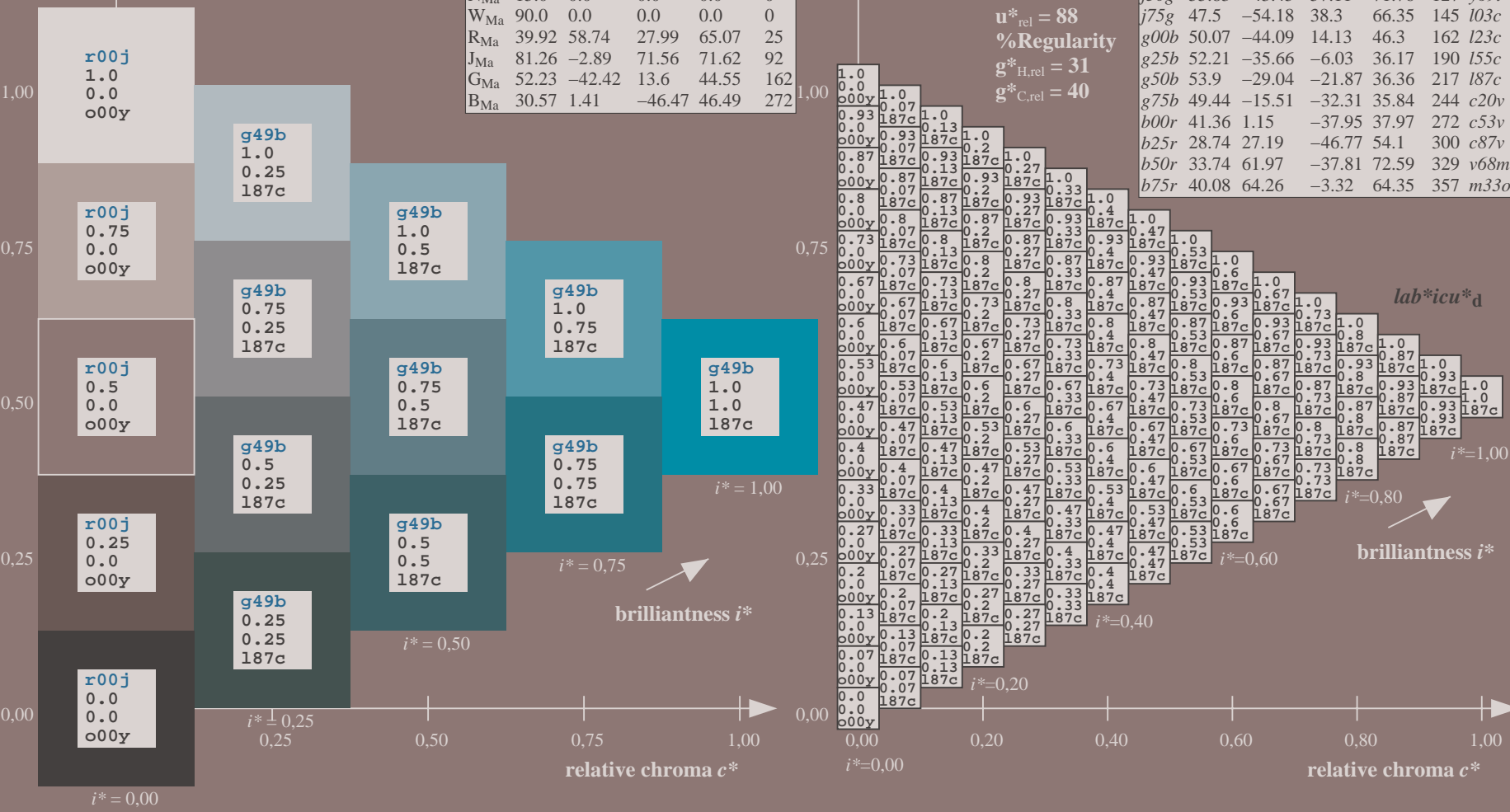
	u^*_e	$L^*=L^*_a$	a^*_a	b^*_a	$C^*_{ab,a}$	$h^*_{ab,a}$
O _{Ma}	38.8	53.92	39.68	66.95	36	
Y _{Ma}	82.58	-4.64	98.22	98.33	93	
L _{Ma}	46.95	-56.34	43.46	71.15	142	
C _{Ma}	54.62	-26.2	-28.68	38.85	228	
V _{Ma}	20.01	45.2	-52.87	69.56	311	
M _{Ma}	40.88	70.68	-29.99	76.78	337	
N _{Ma}	15.0	0.0	0.0	0.0	0	
W _{Ma}	90.0	0.0	0.0	0.0	0	
R _{Ma}	39.92	58.74	27.99	65.07	25	
J _{Ma}	81.26	-2.89	71.56	71.62	92	
G _{Ma}	52.23	-42.42	13.6	44.55	162	
B _{Ma}	30.57	1.41	-46.47	46.49	272	

Data for maximum colour (Ma):
 $LAB^*LAB^*_Ma: 54 -29 -22$
 $LAB^*LCH^*_Ma: 54 36 216$
 $lab^*rgb^*_Ma: 0.0 1.0 1.0$
 $lab^*olv^*_Ma: 0.0 1.0 0.88$
 triangle lightness t^*

FRS15_90a; adapted (a) CIELAB data

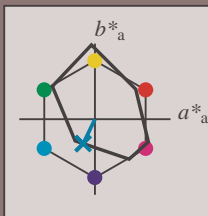
	u^*_e	$L^*=L^*_a$	a^*_a	b^*_a	$C^*_{ab,a}$	$h^*_{ab,a}$	u^*_d
r00j	39.18	56.94	27.13	63.07	25	m81o	
r25j	42.41	49.1	44.5	66.26	42	o10y	
r50j	52.78	35.22	58.37	68.17	59	o40y	
r75j	64.82	19.12	74.47	76.89	76	o69y	
j00g	82.06	-3.94	97.52	97.6	92	o98y	
j25g	67.26	-26.87	74.67	79.36	110	y34l	
j50g	55.83	-43.45	57.11	71.76	127	y69l	
j75g	47.5	-54.18	38.3	66.35	145	l03c	
g00b	50.07	-44.09	14.13	46.3	162	l23c	
g25b	52.21	-35.66	-6.03	36.17	190	l55c	
g50b	53.9	-29.04	-21.87	36.36	217	l87c	
g75b	49.44	-15.51	-32.31	35.84	244	c20v	
b00r	41.36	1.15	-37.95	37.97	272	c53v	
b25r	28.74	27.19	-46.77	54.1	300	c87v	
b50r	33.74	61.97	-37.81	72.59	329	v68m	
b75r	40.08	64.26	-3.32	64.35	357	m33o	

%Gamut
 $u^*_{rel} = 88$
 %Regularity
 $g^*_{H,rel} = 31$
 $g^*_{C,rel} = 40$



Input and output: Colorimetric Printer Reflective System FRS15_90a for relative CIELAB hue $h^* = lab^*h^* = h_{ab}/360 = 0.679$
 data for any colour:
 lab^*tch^* and lab^*icu^*

Hue texts:
 $u^*_e = g75b$ $u^*_d = c20v$
 contrast reduction factor:
 $c_R = 0.9$
 triangle lightness t^*



FRS15_90a; adapted (a) CIELAB data

	u^*_e	$L^*=L^*_a$	a^*_a	b^*_a	$C^*_{ab,a}$	$h^*_{ab,a}$
O _{Ma}	38.8	53.92	39.68	66.95	36	
Y _{Ma}	82.58	-4.64	98.22	98.33	93	
L _{Ma}	46.95	-56.34	43.46	71.15	142	
C _{Ma}	54.62	-26.2	-28.68	38.85	228	
V _{Ma}	20.01	45.2	-52.87	69.56	311	
M _{Ma}	40.88	70.68	-29.99	76.78	337	
N _{Ma}	15.0	0.0	0.0	0.0	0	
W _{Ma}	90.0	0.0	0.0	0.0	0	
R _{Ma}	39.92	58.74	27.99	65.07	25	
J _{Ma}	81.26	-2.89	71.56	71.62	92	
G _{Ma}	52.23	-42.42	13.6	44.55	162	
B _{Ma}	30.57	1.41	-46.47	46.49	272	

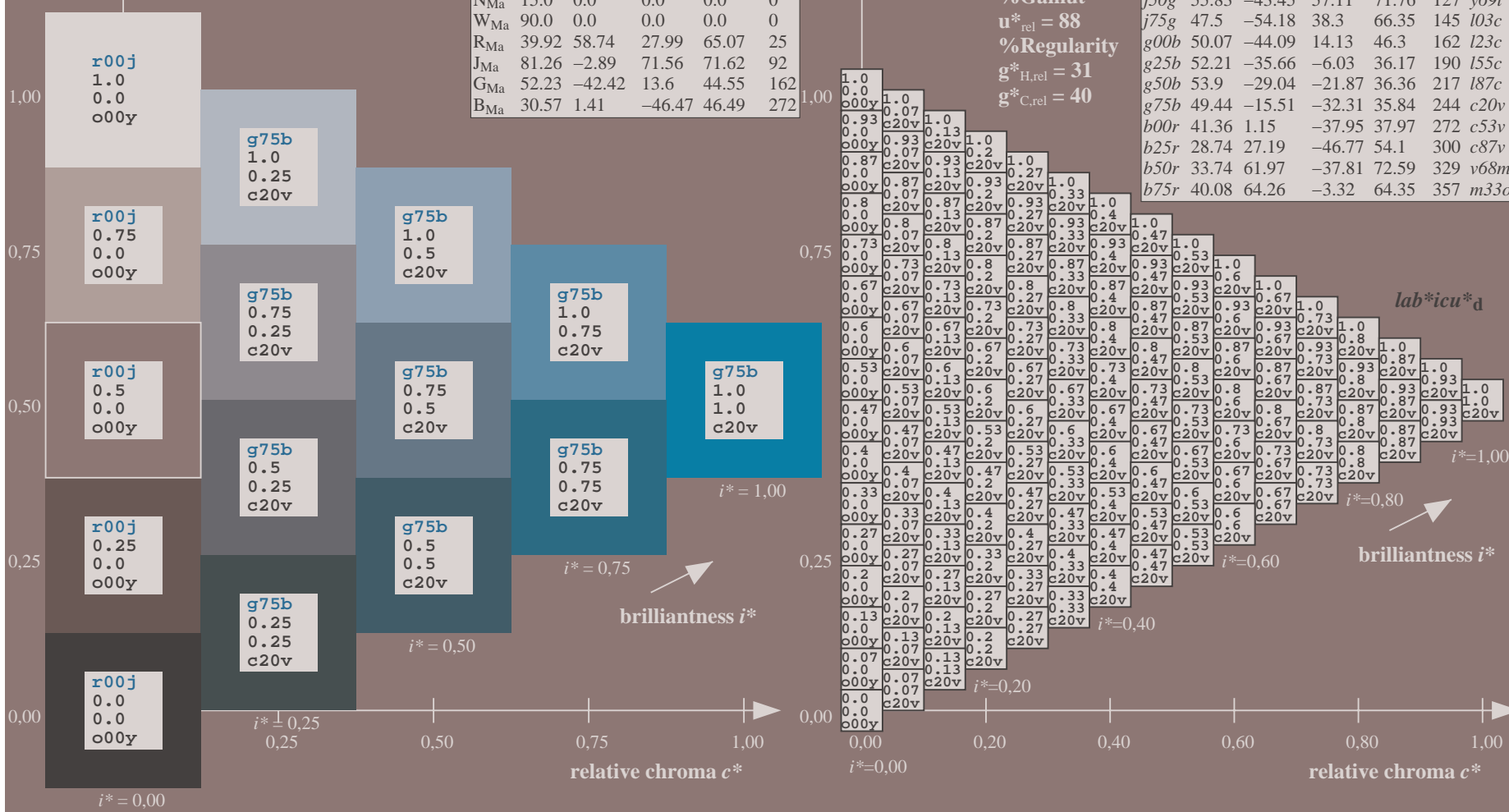
Data for maximum colour (Ma):

$LAB^*LAB^*_{Ma}$: 49 -16 -32
 $LAB^*LCH^*_{Ma}$: 49 36 244
 $lab^*rgb^*_{Ma}$: 0.0 0.5 1.0
 $lab^*olv^*_{Ma}$: 0.0 0.8 1.0
 triangle lightness t^*

FRS15_90a; adapted (a) CIELAB data

	u^*_e	$L^*=L^*_a$	a^*_a	b^*_a	$C^*_{ab,a}$	$h^*_{ab,a}$	u^*_d
r00j	39.18	56.94	27.13	63.07	25	m81o	
r25j	42.41	49.1	44.5	66.26	42	o10y	
r50j	52.78	35.22	58.37	68.17	59	o40y	
r75j	64.82	19.12	74.47	76.89	76	o69y	
j00g	82.06	-3.94	97.52	97.6	92	o98y	
j25g	67.26	-26.87	74.67	79.36	110	y34l	
j50g	55.83	-43.45	57.11	71.76	127	y69l	
j75g	47.5	-54.18	38.3	66.35	145	l03c	
g00b	50.07	-44.09	14.13	46.3	162	l23c	
g25b	52.21	-35.66	-6.03	36.17	190	l55c	
g50b	53.9	-29.04	-21.87	36.36	217	l87c	
g75b	49.44	-15.51	-32.31	35.84	244	c20v	
b00r	41.36	1.15	-37.95	37.97	272	c53v	
b25r	28.74	27.19	-46.77	54.1	300	c87v	
b50r	33.74	61.97	-37.81	72.59	329	v68m	
b75r	40.08	64.26	-3.32	64.35	357	m33o	

%Gamut
 $u^*_{rel} = 88$
 %Regularity
 $g^*_{H,rel} = 31$
 $g^*_{C,rel} = 40$

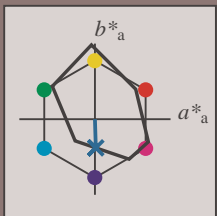


See for similar files: <http://www.ps.bam.de/Ee37/>; <http://www.ps.bam.de/Ee37/>
 Technical information: <http://www.ps.bam.de> Version 2.1, io=1,1, CIELAB, ColSpX=0

BAM registration: 20081001-Ee37/10L/L37E00FP.PS/ .PDF BAM material: code=rh4ta
 application for evaluation and measurement of printer or monitor systems

Input and output: Colorimetric Printer Reflective System FRS15_90a for relative CIELAB hue $h^* = lab^*h^* = h_{ab}/360 = 0.755$
 data for any colour:
 lab^*tch^* and lab^*icu^*

Hue texts:
 $u^*_e = b00r$ $u^*_d = c53v$
 contrast reduction factor:
 $c_R = 0.9$
 triangle lightness t^*



FRS15_90a; adapted (a) CIELAB data

	u^*_e	$L^*=L^*_a$	a^*_a	b^*_a	$C^*_{ab,a}$	$h^*_{ab,a}$
O _{Ma}	38.8	53.92	39.68	66.95	36	
Y _{Ma}	82.58	-4.64	98.22	98.33	93	
L _{Ma}	46.95	-56.34	43.46	71.15	142	
C _{Ma}	54.62	-26.2	-28.68	38.85	228	
V _{Ma}	20.01	45.2	-52.87	69.56	311	
M _{Ma}	40.88	70.68	-29.99	76.78	337	
N _{Ma}	15.0	0.0	0.0	0.0	0	
W _{Ma}	90.0	0.0	0.0	0.0	0	
R _{Ma}	39.92	58.74	27.99	65.07	25	
J _{Ma}	81.26	-2.89	71.56	71.62	92	
G _{Ma}	52.23	-42.42	13.6	44.55	162	
B _{Ma}	30.57	1.41	-46.47	46.49	272	

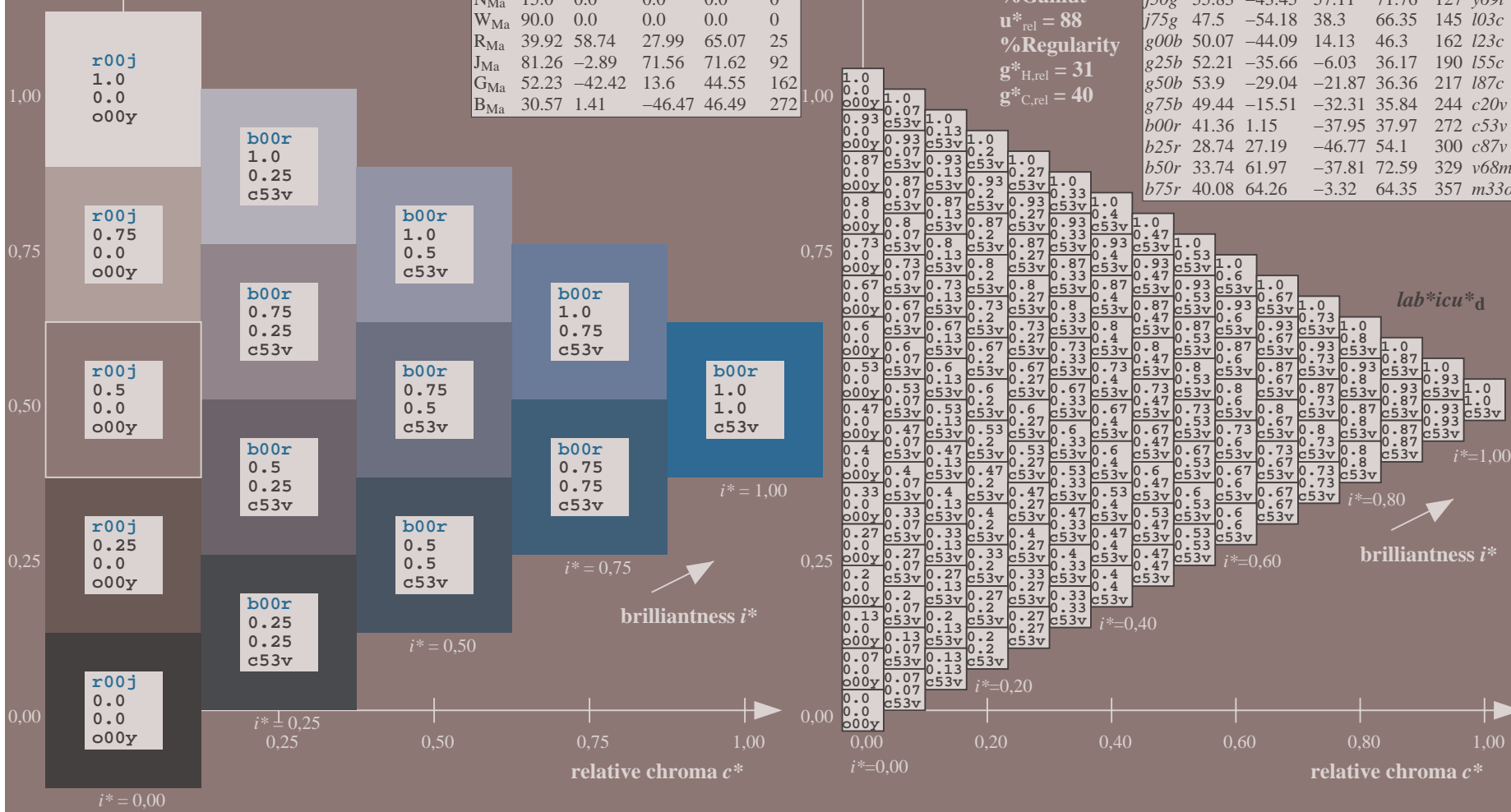
Data for maximum colour (Ma):

$LAB^*LAB^*_{Ma}$: 41 1 -38
 $LAB^*LCH^*_{Ma}$: 41 38 271
 $lab^*rgb^*_{Ma}$: 0.0 0.0 1.0
 $lab^*olv^*_{Ma}$: 0.0 0.47 1.0
 triangle lightness t^*

FRS15_90a; adapted (a) CIELAB data

	u^*_e	$L^*=L^*_a$	a^*_a	b^*_a	$C^*_{ab,a}$	$h^*_{ab,a}$	u^*_d
r00j	39.18	56.94	27.13	63.07	25	m81o	
r25j	42.41	49.1	44.5	66.26	42	o10y	
r50j	52.78	35.22	58.37	68.17	59	o40y	
r75j	64.82	19.12	74.47	76.89	76	o69y	
j00g	82.06	-3.94	97.52	97.6	92	o98y	
j25g	67.26	-26.87	74.67	79.36	110	y34l	
j50g	55.83	-43.45	57.11	71.76	127	y69l	
j75g	47.5	-54.18	38.3	66.35	145	l03c	
g00b	50.07	-44.09	14.13	46.3	162	l23c	
g25b	52.21	-35.66	-6.03	36.17	190	l55c	
g50b	53.9	-29.04	-21.87	36.36	217	l87c	
g75b	49.44	-15.51	-32.31	35.84	244	c20v	
b00r	41.36	1.15	-37.95	37.97	272	c53v	
b25r	28.74	27.19	-46.77	54.1	300	c87v	
b50r	33.74	61.97	-37.81	72.59	329	v68m	
b75r	40.08	64.26	-3.32	64.35	357	m33o	

%Gamut
 $u^*_{rel} = 88$
 %Regularity
 $g^*_{H,rel} = 31$
 $g^*_{C,rel} = 40$

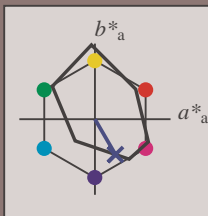


See for similar files: <http://www.ps.bam.de/Ee37/>; www.ps.bam.de/Ee37/
 Technical information: <http://www.ps.bam.de> Version 2.1, io=1,1, CIELAB, ColSpX=0

BAM registration: 20081001-Ee37/10L/L37E00FP.PS/.PDF BAM material: code=rh4ta
 application for evaluation and measurement of printer or monitor systems

Input and output: Colorimetric Printer Reflective System FRS15_90a for relative CIELAB hue $h^* = lab^*h^* = h_{ab}/360 = 0.834$
 data for any colour:
 lab^*tch^* and lab^*icu^*

Hue texts:
 $u^*_e = b25r$ $u^*_d = c87v$
 contrast reduction factor:
 $c_R = 0.9$
 triangle lightness t^*



FRS15_90a; adapted (a) CIELAB data

	u^*_e	$L^*=L^*_a$	a^*_a	b^*_a	$C^*_{ab,a}$	$h^*_{ab,a}$
O _{Ma}	38.8	53.92	39.68	66.95	36	
Y _{Ma}	82.58	-4.64	98.22	98.33	93	
L _{Ma}	46.95	-56.34	43.46	71.15	142	
C _{Ma}	54.62	-26.2	-28.68	38.85	228	
V _{Ma}	20.01	45.2	-52.87	69.56	311	
M _{Ma}	40.88	70.68	-29.99	76.78	337	
N _{Ma}	15.0	0.0	0.0	0.0	0	
W _{Ma}	90.0	0.0	0.0	0.0	0	
R _{Ma}	39.92	58.74	27.99	65.07	25	
J _{Ma}	81.26	-2.89	71.56	71.62	92	
G _{Ma}	52.23	-42.42	13.6	44.55	162	
B _{Ma}	30.57	1.41	-46.47	46.49	272	

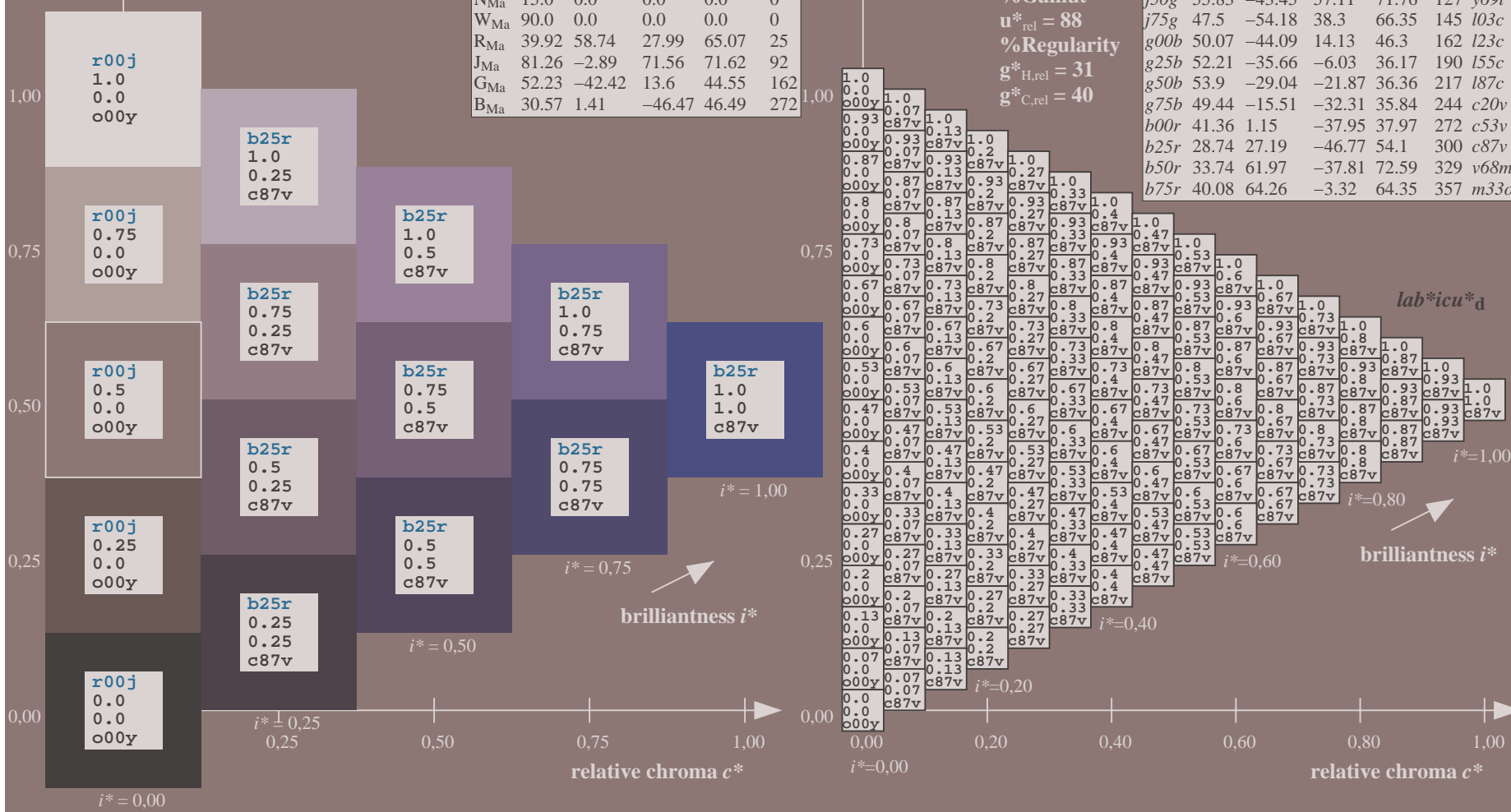
Data for maximum colour (Ma):

$LAB^*LAB^*_{Ma}$: 29 27 -47
 $LAB^*LCH^*_{Ma}$: 29 54 300
 $lab^*rgb^*_{Ma}$: 0.5 0.0 1.0
 $lab^*olv^*_{Ma}$: 0.0 0.12 1.0
 triangle lightness t^*

FRS15_90a; adapted (a) CIELAB data

	u^*_e	$L^*=L^*_a$	a^*_a	b^*_a	$C^*_{ab,a}$	$h^*_{ab,a}$	u^*_d
r00j	39.18	56.94	27.13	63.07	25	m81o	
r25j	42.41	49.1	44.5	66.26	42	o10y	
r50j	52.78	35.22	58.37	68.17	59	o40y	
r75j	64.82	19.12	74.47	76.89	76	o69y	
j00g	82.06	-3.94	97.52	97.6	92	o98y	
j25g	67.26	-26.87	74.67	79.36	110	y34l	
j50g	55.83	-43.45	57.11	71.76	127	y69l	
j75g	47.5	-54.18	38.3	66.35	145	l03c	
g00b	50.07	-44.09	14.13	46.3	162	l23c	
g25b	52.21	-35.66	-6.03	36.17	190	l55c	
g50b	53.9	-29.04	-21.87	36.36	217	l87c	
g75b	49.44	-15.51	-32.31	35.84	244	c20v	
b00r	41.36	1.15	-37.95	37.97	272	c53v	
b25r	28.74	27.19	-46.77	54.1	300	c87v	
b50r	33.74	61.97	-37.81	72.59	329	v68m	
b75r	40.08	64.26	-3.32	64.35	357	m33o	

%Gamut
 $u^*_{rel} = 88$
 %Regularity
 $g^*_{H,rel} = 31$
 $g^*_{C,rel} = 40$

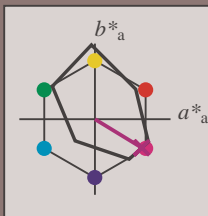


See for similar files: <http://www.ps.bam.de/Ee37/>; www.ps.bam.de/Ee37/
 Technical information: <http://www.ps.bam.de> Version 2.1, io=1,1, CIELAB, ColSpX=0

BAM registration: 20081001-Ee37/10L/L37E00FP.PS/ .PDF BAM material: code=rhadata
 application for evaluation and measurement of printer or monitor systems

Input and output: Colorimetric Printer Reflective System FRS15_90a for relative CIELAB hue $h^* = lab^*h^* = h_{ab}/360 = 0.913$
 data for any colour:
 lab^*tch^* and lab^*icu^*

Hue texts:
 $u^*_e = b50r$ $u^*_d = v68m$
 contrast reduction factor:
 $c_R = 0.9$
 triangle lightness t^*



FRS15_90a; adapted (a) CIELAB data

	u^*_e	L^*_a	a^*_a	b^*_a	$C^*_{ab,a}$	$h^*_{ab,a}$
O _{Ma}	38.8	53.92	39.68	66.95	36	
Y _{Ma}	82.58	-4.64	98.22	98.33	93	
L _{Ma}	46.95	-56.34	43.46	71.15	142	
C _{Ma}	54.62	-26.2	-28.68	38.85	228	
V _{Ma}	20.01	45.2	-52.87	69.56	311	
M _{Ma}	40.88	70.68	-29.99	76.78	337	
N _{Ma}	15.0	0.0	0.0	0.0	0	
W _{Ma}	90.0	0.0	0.0	0.0	0	
R _{Ma}	39.92	58.74	27.99	65.07	25	
J _{Ma}	81.26	-2.89	71.56	71.62	92	
G _{Ma}	52.23	-42.42	13.6	44.55	162	
B _{Ma}	30.57	1.41	-46.47	46.49	272	

Data for maximum colour (Ma):

$LAB^*LAB^*_{Ma}$: 34 62 -38

$LAB^*LCH^*_{Ma}$: 34 73 328

$lab^*rgb^*_{Ma}$: 1.0 0.0 1.0

$lab^*olv^*_{Ma}$: 0.68 0.0 1.0

triangle lightness t^*

%Gamut

$u^*_{rel} = 88$

%Regularity

$g^*_{H,rel} = 31$

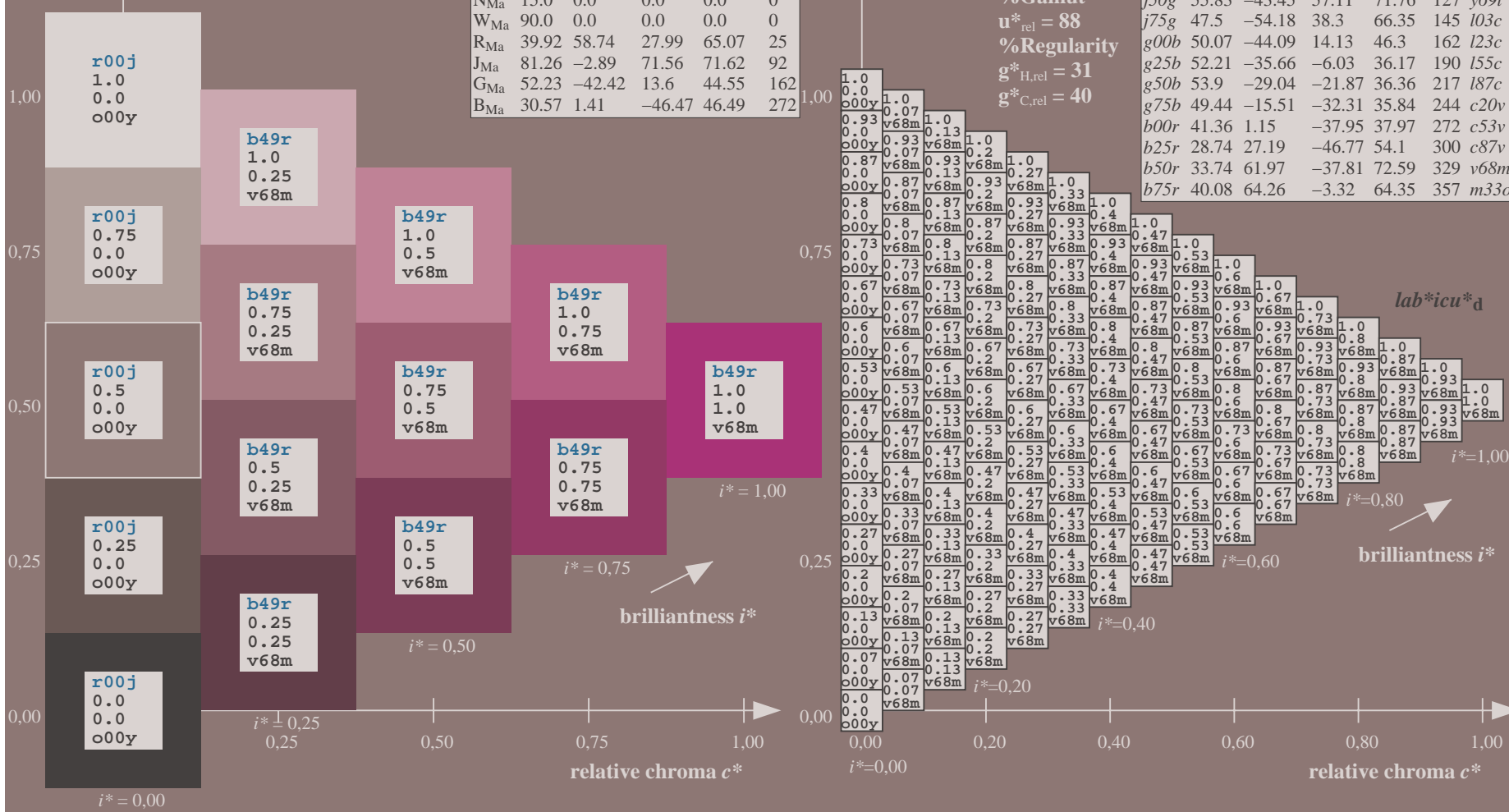
$g^*_{C,rel} = 40$

FRS15_90a; adapted (a) CIELAB data

	u^*_e	L^*_a	a^*_a	b^*_a	$C^*_{ab,a}$	$h^*_{ab,a}$	u^*_d
r00j	39.18	56.94	27.13	63.07	25	m81o	
r25j	42.41	49.1	44.5	66.26	42	o10y	
r50j	52.78	35.22	58.37	68.17	59	o40y	
r75j	64.82	19.12	74.47	76.89	76	o69y	
j00g	82.06	-3.94	97.52	97.6	92	o98y	
j25g	67.26	-26.87	74.67	79.36	110	y34l	
j50g	55.83	-43.45	57.11	71.76	127	y69l	
j75g	47.5	-54.18	38.3	66.35	145	l03c	
g00b	50.07	-44.09	14.13	46.3	162	l23c	
g25b	52.21	-35.66	-6.03	36.17	190	l55c	
g50b	53.9	-29.04	-21.87	36.36	217	l87c	
g75b	49.44	-15.51	-32.31	35.84	244	c20v	
b00r	41.36	1.15	-37.95	37.97	272	c53v	
b25r	28.74	27.19	-46.77	54.1	300	c87v	
b50r	33.74	61.97	-37.81	72.59	329	v68m	
b75r	40.08	64.26	-3.32	64.35	357	m33o	

$u^*_e = b50r$
 $lab^*icu^*_d$

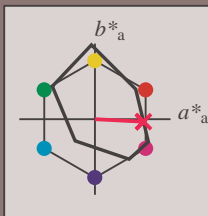
See for similar files: <http://www.ps.bam.de/Ee37/>; www.ps.bam.de/Ee37/
 Technical information: <http://www.ps.bam.de> Version 2.1, io=1,1, CIELAB, ColSpX=0



BAM registration: 20081001-Ee37/10L/L37E00FP.PS/.PDF BAM material: code=rh4ta
 application for evaluation and measurement of printer or monitor systems

Input and output: Colorimetric Printer Reflective System FRS15_90a for relative CIELAB hue $h^* = lab^*h^* = h_{ab}/360 = 0.992$
 data for any colour:
 lab^*tch^* and lab^*icu^*

Hue texts:
 $u^*_e = b75r$ $u^*_d = m33o$
 contrast reduction factor:
 $c_R = 0.9$
 triangle lightness t^*



FRS15_90a; adapted (a) CIELAB data

	u^*_e	$L^*=L^*_a$	a^*_a	b^*_a	$C^*_{ab,a}$	$h^*_{ab,a}$
O _{Ma}	38.8	53.92	39.68	66.95	36	
Y _{Ma}	82.58	-4.64	98.22	98.33	93	
L _{Ma}	46.95	-56.34	43.46	71.15	142	
C _{Ma}	54.62	-26.2	-28.68	38.85	228	
V _{Ma}	20.01	45.2	-52.87	69.56	311	
M _{Ma}	40.88	70.68	-29.99	76.78	337	
N _{Ma}	15.0	0.0	0.0	0.0	0	
W _{Ma}	90.0	0.0	0.0	0.0	0	
R _{Ma}	39.92	58.74	27.99	65.07	25	
J _{Ma}	81.26	-2.89	71.56	71.62	92	
G _{Ma}	52.23	-42.42	13.6	44.55	162	
B _{Ma}	30.57	1.41	-46.47	46.49	272	

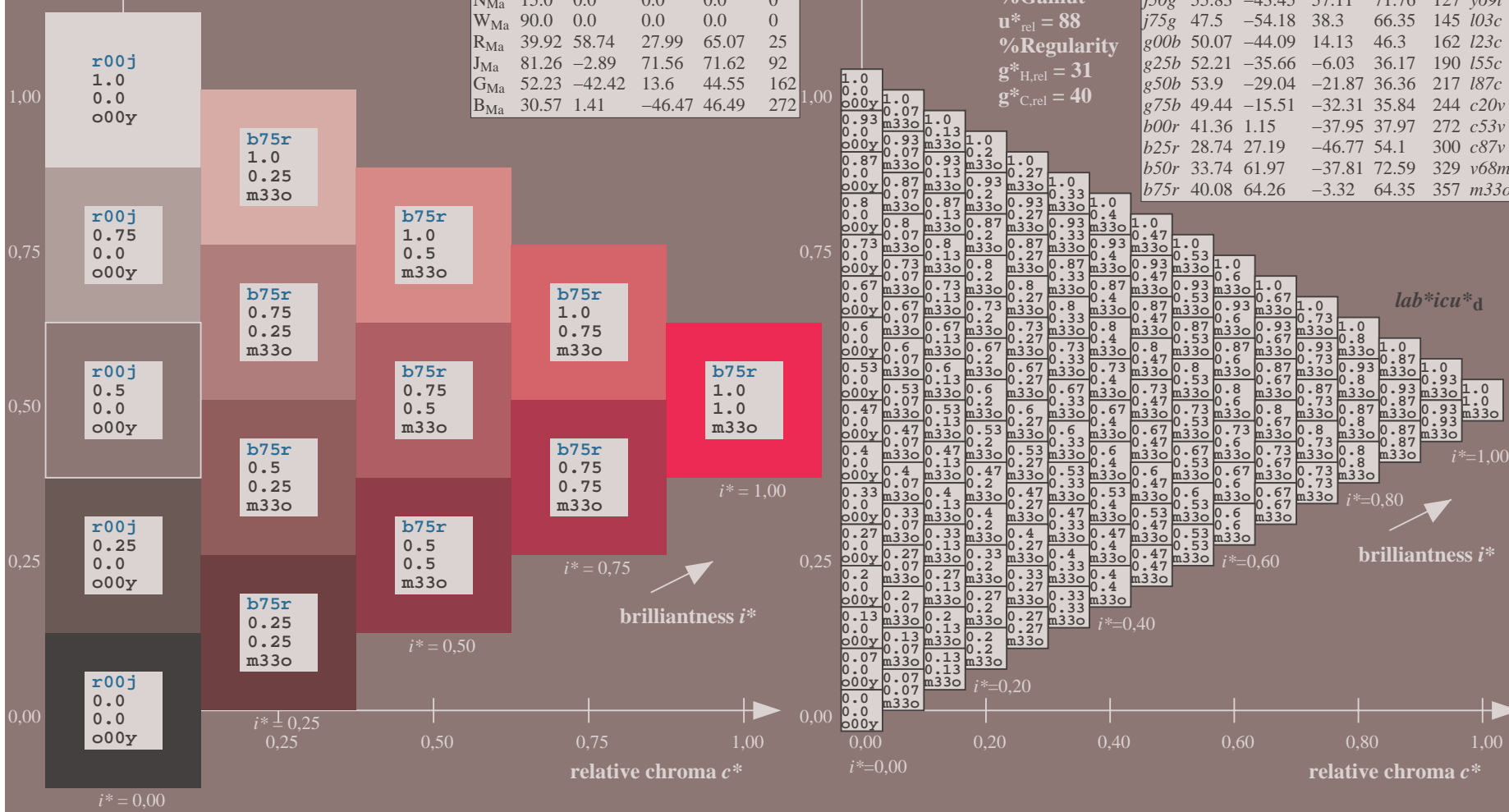
Data for maximum colour (Ma):

$LAB^*LAB^*_Ma$: 40 64 -3
 $LAB^*LCH^*_Ma$: 40 64 357
 $lab^*rgb^*_Ma$: 1.0 0.0 0.5
 $lab^*olv^*_Ma$: 1.0 0.0 0.66
 triangle lightness t^*

FRS15_90a; adapted (a) CIELAB data

	u^*_e	$L^*=L^*_a$	a^*_a	b^*_a	$C^*_{ab,a}$	$h^*_{ab,a}$	u^*_d
r00j	39.18	56.94	27.13	63.07	25	m81o	
r25j	42.41	49.1	44.5	66.26	42	o10y	
r50j	52.78	35.22	58.37	68.17	59	o40y	
r75j	64.82	19.12	74.47	76.89	76	o69y	
j00g	82.06	-3.94	97.52	97.6	92	o98y	
j25g	67.26	-26.87	74.67	79.36	110	y34l	
j50g	55.83	-43.45	57.11	71.76	127	y69l	
j75g	47.5	-54.18	38.3	66.35	145	l03c	
g00b	50.07	-44.09	14.13	46.3	162	l23c	
g25b	52.21	-35.66	-6.03	36.17	190	l55c	
g50b	53.9	-29.04	-21.87	36.36	217	l87c	
g75b	49.44	-15.51	-32.31	35.84	244	c20v	
b00r	41.36	1.15	-37.95	37.97	272	c53v	
b25r	28.74	27.19	-46.77	54.1	300	c87v	
b50r	33.74	61.97	-37.81	72.59	329	v68m	
b75r	40.08	64.26	-3.32	64.35	357	m33o	

%Gamut
 $u^*_{rel} = 88$
 %Regularity
 $g^*_{H,rel} = 31$
 $g^*_{C,rel} = 40$



See for similar files: <http://www.ps.bam.de/Ee37/>; www.ps.bam.de/Ee37/
 Technical information: <http://www.ps.bam.de> Version 2.1, io=1,1, CIELAB, ColSpX=0

BAM registration: 20081001-Ee37/10L/L37E00FP.PS/ .PDF BAM material: code=rh4ta
 application for evaluation and measurement of printer or monitor systems

Input and output:
 Colorimetric Printer Reflective System FRS15_90a
 data for any colour:

u^*_e and number *no.* = 00 .. 15

elementary hue text:

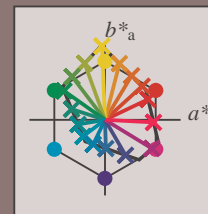
$u^*_e = 16$ hues *r00j*, *r25j*, ..., *b75r*

contrast reduction factor:

$c_R = 0.9$

FRS15_90a; adapted (a) CIELAB data

u^*_e	$L^*_{-}L^*_a$	a^*_a	b^*_a	$C^*_{ab,a}$	$h^*_{ab,a}$	u^*_d
r00j	39.18	56.94	27.13	63.07	25	m81o
r25j	42.41	49.1	44.5	66.26	42	o10y
r50j	52.78	35.22	58.37	68.17	59	o40y
r75j	64.82	19.12	74.47	76.89	76	o69y
j00g	82.06	-3.94	97.52	97.6	92	o98y
j25g	67.26	-26.87	74.67	79.36	110	y34l
j50g	55.83	-43.45	57.11	71.76	127	y69l
j75g	47.5	-54.18	38.3	66.35	145	l03c
g00b	50.07	-44.09	14.13	46.3	162	l23c
g25b	52.21	-35.66	-6.03	36.17	190	l55c
g50b	53.9	-29.04	-21.87	36.36	217	l87c
g75b	49.44	-15.51	-32.31	35.84	244	c20v
b00r	41.36	1.15	-37.95	37.97	272	c53v
b25r	28.74	27.19	-46.77	54.1	300	c87v
b50r	33.74	61.97	-37.81	72.59	329	v68m
b75r	40.08	64.26	-3.32	64.35	357	m33o



%Gamut

$u^*_{rel} = 88$

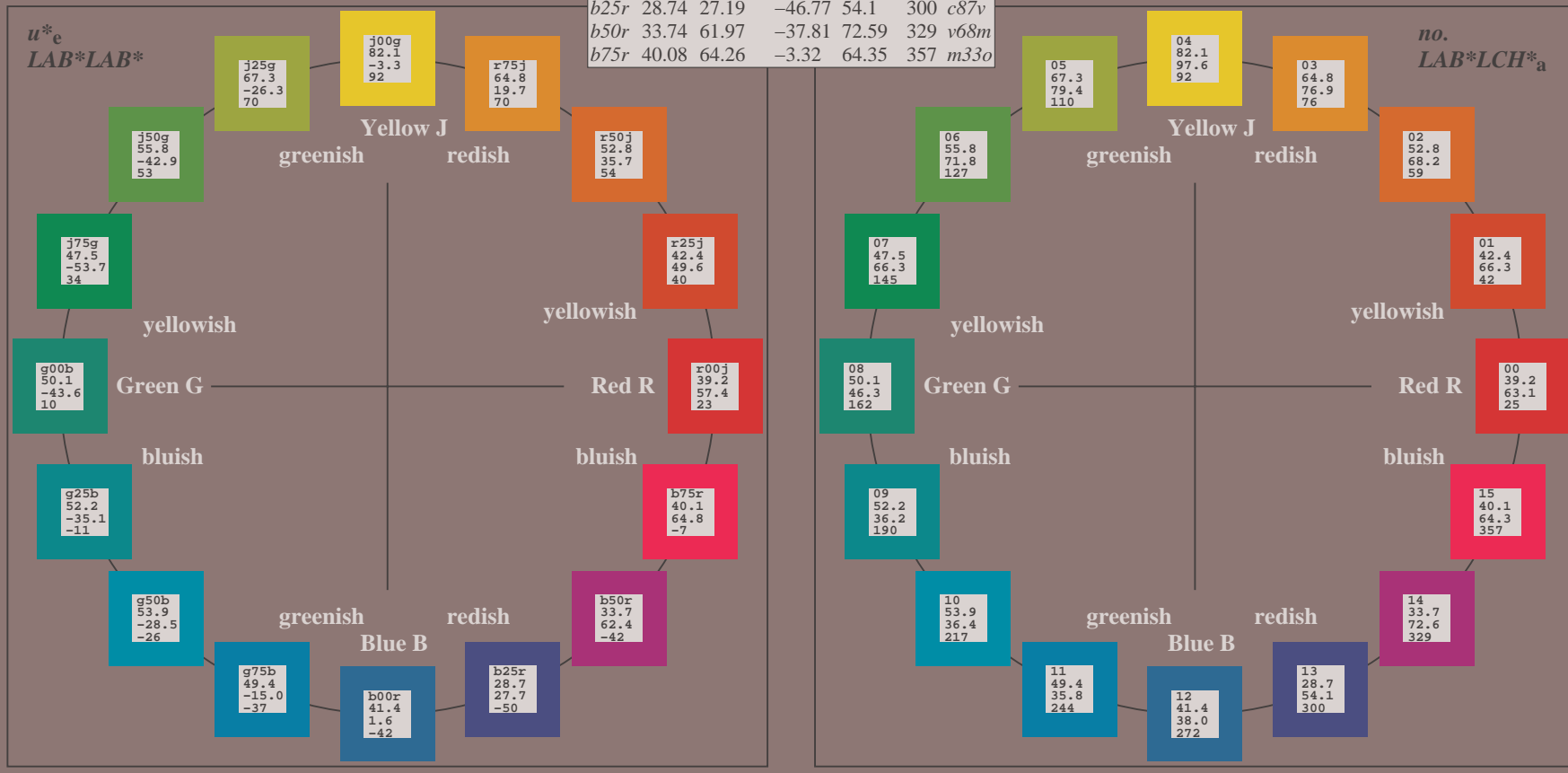
%Regularity

$g^*_{H,rel} = 31$

$g^*_{C,rel} = 40$

FRS15_90; CIELAB data

Name	$L^*_{-}L^*_a$	a^*_a	b^*_a	C^*_{ab}	h^*_{ab}
O _M	38.8	54.41	35.65	65.05	33
Y _M	82.58	-4.04	92.72	92.8	92
L _M	46.95	-55.83	39.15	68.19	145
C _M	54.62	-25.67	-33.25	42.01	232
V _M	20.01	45.64	-56.27	72.45	309
M _M	40.88	71.17	-34.09	78.92	334
N _M	15.0	0.43	-3.23	3.26	278
W _M	90.0	0.62	-5.76	5.79	276
R _{CIE}	39.92	58.74	27.99	65.07	25
J _{CIE}	81.26	-2.89	71.56	71.62	92
G _{CIE}	52.23	-42.42	13.6	44.55	162
B _{CIE}	30.57	1.41	-46.47	46.49	272

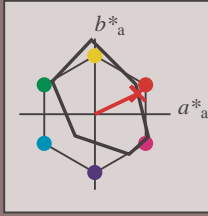


See for similar files: <http://www.ps.bam.de/Ee37/>; www.ps.bam.de/Ee37/
 Technical information: <http://www.ps.bam.de> Version 2.1, io=1,1, CIELAB, ColSpX=0

BAM registration: 20081001-Ee37/10L/L37E00FP.PS/ .PDF BAM material: code=rh4ta
 application for evaluation and measurement of printer or monitor systems

Input and output: Colorimetric Printer Reflective System FRS15_90a for relative CIELAB hue $h^* = lab^*h^* = h_{ab}/360 = 0.071$
 data for any colour:
 lab^*tch^* and lab^*icu^*

Hue texts:
 $u^*_e = r00j$ $u^*_d = m81o$
 contrast reduction factor:
 $c_R = 0.9$
 triangle lightness t^*



FRS15_90; CIELAB data

	u^*_e	$L^*=L^*$	a^*	b^*	C^*_{ab}	h^*_{ab}
O _M	38.8	54.41	35.65	65.05	33	
Y _M	82.58	-4.04	92.72	92.8	92	
L _M	46.95	-55.83	39.15	68.19	145	
C _M	54.62	-25.67	-33.25	42.01	232	
V _M	20.01	45.64	-56.27	72.45	309	
M _M	40.88	71.17	-34.09	78.92	334	
N _M	15.0	0.43	-3.23	3.26	278	
W _M	90.0	0.62	-5.76	5.79	276	
R _M	39.92	58.74	27.99	65.07	25	
J _M	81.26	-2.89	71.56	71.62	92	
G _M	52.23	-42.42	13.6	44.55	162	
B _M	30.57	1.41	-46.47	46.49	272	

Data for maximum colour (Ma):

$LAB^*LAB^*_Ma: 39\ 57\ 27$
 $LAB^*LCH^*_Ma: 39\ 63\ 25$
 $lab^*rgb^*_Ma: 1.0\ 0.0\ 0.0$
 $lab^*olv^*_Ma: 1.0\ 0.0\ 0.18$

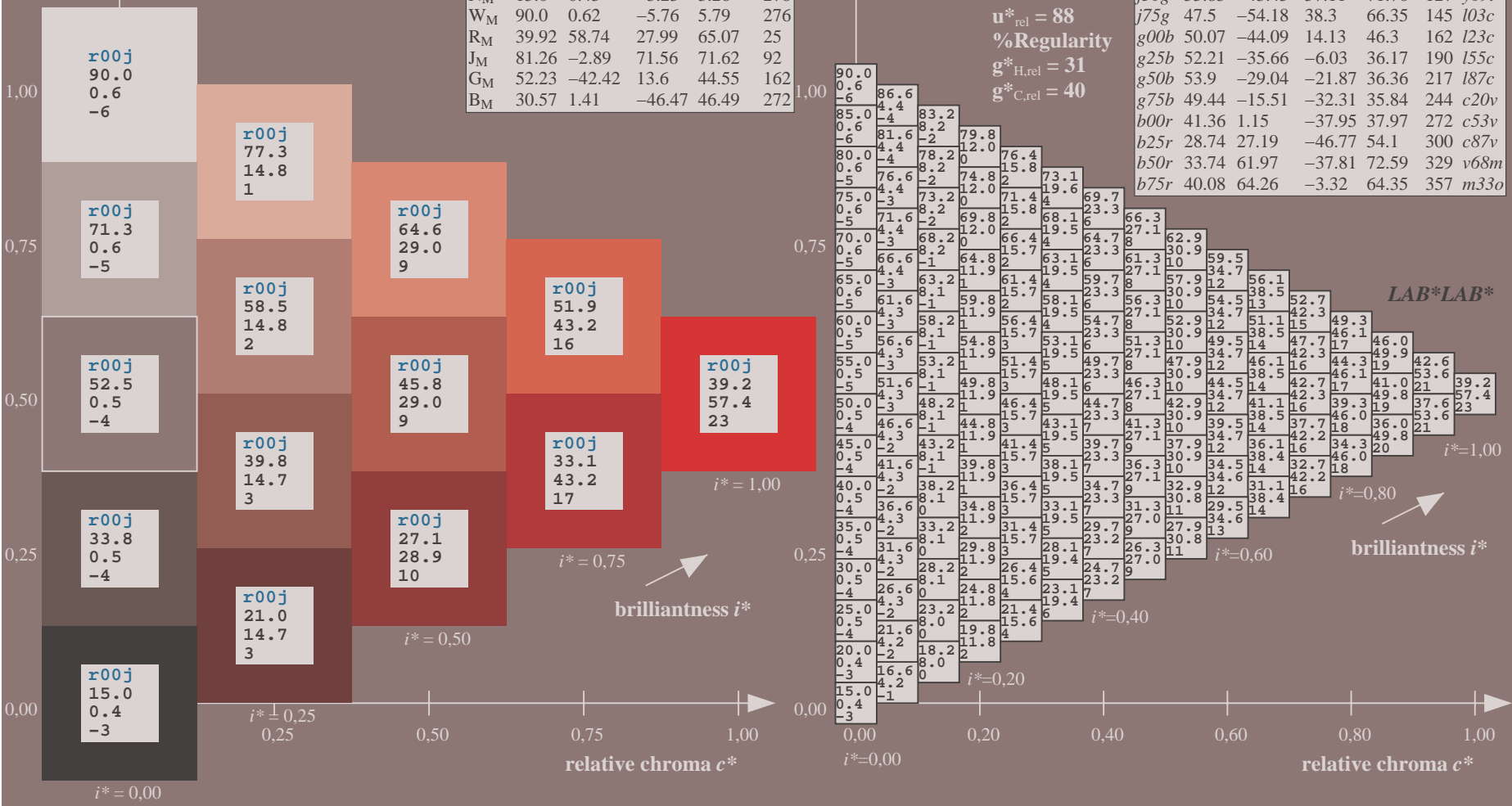
triangle lightness t^*

%Gamut
 $u^*_{rel} = 88$
 %Regularity
 $g^*_{H,rel} = 31$
 $g^*_{C,rel} = 40$

$u^*_e = r00j$
 LAB^*LAB^*

FRS15_90a; adapted (a) CIELAB data

	u^*_e	$L^*=L^*_a$	a^*_a	b^*_a	$C^*_{ab,a}$	$h^*_{ab,a}$	u^*_d
r00j	39.18	56.94	27.13	63.07	25	m81o	
r25j	42.41	49.1	44.5	66.26	42	o10y	
r50j	52.78	35.22	58.37	68.17	59	o40y	
r75j	64.82	19.12	74.47	76.89	76	o69y	
j00g	82.06	-3.94	97.52	97.6	92	o98y	
j25g	67.26	-26.87	74.67	79.36	110	y34l	
j50g	55.83	-43.45	57.11	71.76	127	y69l	
j75g	47.5	-54.18	38.3	66.35	145	l03c	
g00b	50.07	-44.09	14.13	46.3	162	l23c	
g25b	52.21	-35.66	-6.03	36.17	190	l55c	
g50b	53.9	-29.04	-21.87	36.36	217	l87c	
g75b	49.44	-15.51	-32.31	35.84	244	c20v	
b00r	41.36	1.15	-37.95	37.97	272	c53v	
b25r	28.74	27.19	-46.77	54.1	300	c87v	
b50r	33.74	61.97	-37.81	72.59	329	v68m	
b75r	40.08	64.26	-3.32	64.35	357	m33o	

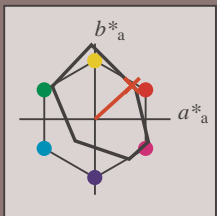


See for similar files: <http://www.ps.bam.de/Ee37/>; www.ps.bam.de/Ee37/; www.ps.bam.de/Ee37/
 Technical information: <http://www.ps.bam.de> Version 2.1, io=1,1, CIELAB, ColSpX=0

BAM registration: 20081001-Ee37/10L/L37E00FP.PS/.PDF BAM material: code=rh4ta
 application for evaluation and measurement of printer or monitor systems

Input and output: Colorimetric Printer Reflective System FRS15_90a for relative CIELAB hue $h^* = lab^*h^* = h_{ab}/360 = 0.117$
 data for any colour:

lab^*tch^* and lab^*icu^*
 Hue texts:
 $u^*_e = r25j$ $u^*_d = o10y$
 contrast reduction factor:
 $c_R = 0.9$
 triangle lightness t^*



FRS15_90; CIELAB data						
	u^*_e	$L^*=L^*$	a^*	b^*	C^*_{ab}	h^*_{ab}
O _M	38.8	54.41	35.65	65.05	33	
Y _M	82.58	-4.04	92.72	92.8	92	
L _M	46.95	-55.83	39.15	68.19	145	
C _M	54.62	-25.67	-33.25	42.01	232	
V _M	20.01	45.64	-56.27	72.45	309	
M _M	40.88	71.17	-34.09	78.92	334	
N _M	15.0	0.43	-3.23	3.26	278	
W _M	90.0	0.62	-5.76	5.79	276	
R _M	39.92	58.74	27.99	65.07	25	
J _M	81.26	-2.89	71.56	71.62	92	
G _M	52.23	-42.42	13.6	44.55	162	
B _M	30.57	1.41	-46.47	46.49	272	

$u^*_e = r25j$
 LAB^*LAB^*

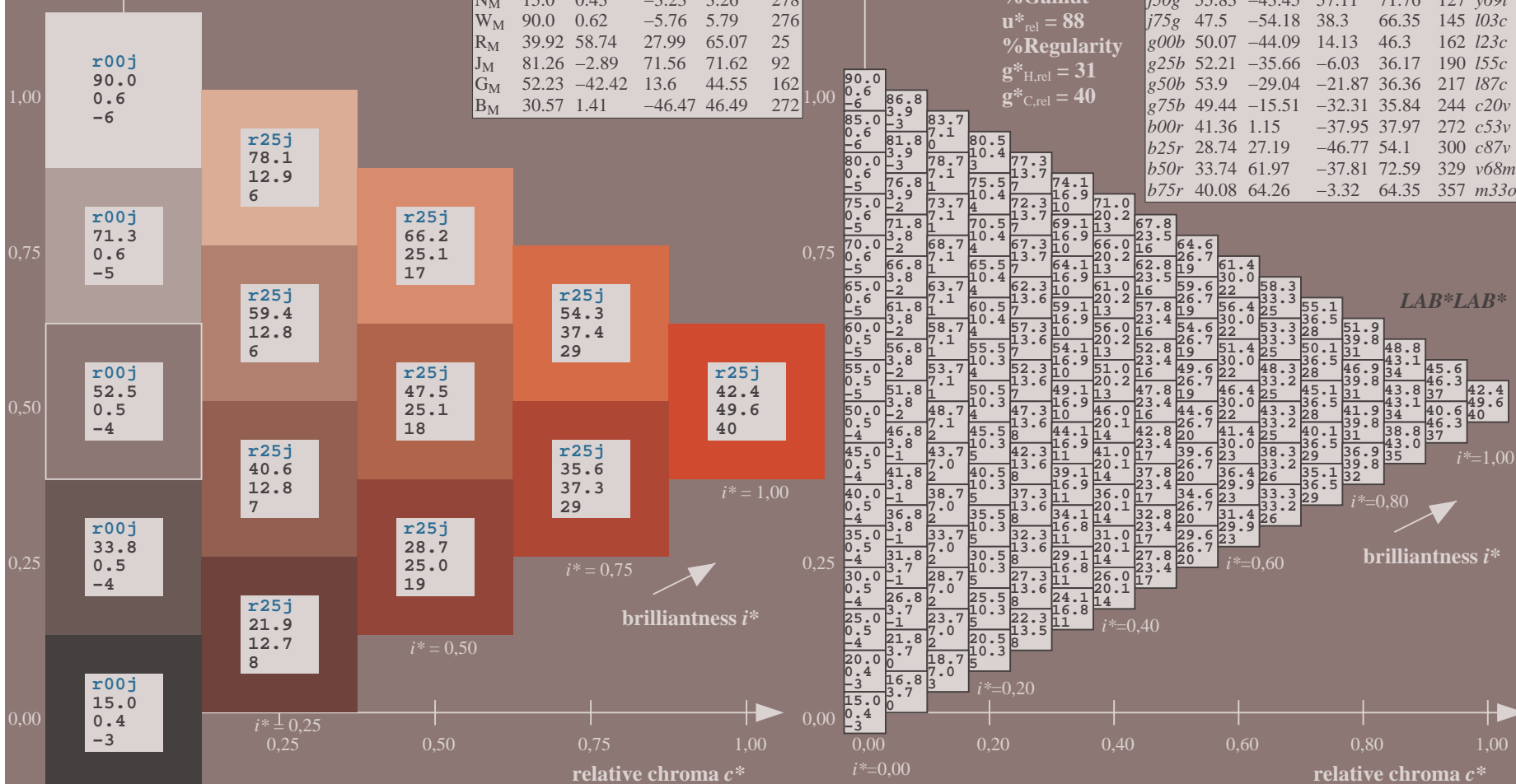
Data for maximum colour (Ma):

$LAB^*LAB^*_Ma: 42\ 49\ 44$
 $LAB^*LCH^*_Ma: 42\ 66\ 42$
 $lab^*rgb^*_Ma: 1.0\ 0.25\ 0.0$
 $lab^*olv^*_Ma: 1.0\ 0.1\ 0.0$

FRS15_90a; adapted (a) CIELAB data							
	u^*_e	$L^*=L^*_a$	a^*_a	b^*_a	$C^*_{ab,a}$	$h^*_{ab,a}$	u^*_d
r00j	39.18	56.94	27.13	63.07	25	m81o	
r25j	42.41	49.1	44.5	66.26	42	o10y	
r50j	52.78	35.22	58.37	68.17	59	o40y	
r75j	64.82	19.12	74.47	76.89	76	o69y	
j00g	82.06	-3.94	97.52	97.6	92	o98y	
j25g	67.26	-26.87	74.67	79.36	110	y34l	
j50g	55.83	-43.45	57.11	71.76	127	y69l	
j75g	47.5	-54.18	38.3	66.35	145	l03c	
g00b	50.07	-44.09	14.13	46.3	162	l23c	
g25b	52.21	-35.66	-6.03	36.17	190	l55c	
g50b	53.9	-29.04	-21.87	36.36	217	l87c	
g75b	49.44	-15.51	-32.31	35.84	244	c20v	
b00r	41.36	1.15	-37.95	37.97	272	c53v	
b25r	28.74	27.19	-46.77	54.1	300	c87v	
b50r	33.74	61.97	-37.81	72.59	329	v68m	
b75r	40.08	64.26	-3.32	64.35	357	m33o	

triangle lightness t^*

%Gamut
 $u^*_{rel} = 88$
 %Regularity
 $g^*_{H,rel} = 31$
 $g^*_{C,rel} = 40$

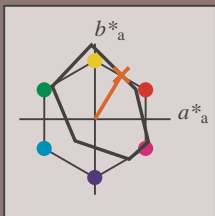


See for similar files: <http://www.ps.bam.de/Ee37/>; www.ps.bam.de/Ee37/10L/L37E00FP.PS/.PDF
 Technical information: <http://www.ps.bam.de> Version 2.1, io=1,1, CIELAB, ColSpX=0

BAM registration: 20081001-Ee37/10L/L37E00FP.PS/.PDF BAM material: code=rhadata
 application for evaluation and measurement of printer or monitor systems

Input and output: Colorimetric Printer Reflective System FRS15_90a for relative CIELAB hue $h^* = lab^*h^* = h_{ab}/360 = 0.164$
 data for any colour:

lab^*tch^* and lab^*icu^*
 Hue texts:
 $u^*_e = r50j$ $u^*_d = o40y$
 contrast reduction factor:
 $c_R = 0.9$
 triangle lightness t^*



FRS15_90; CIELAB data

	u^*_e	$L^*=L^*$	a^*	b^*	C^*_{ab}	h^*_{ab}
O _M	38.8	54.41	35.65	65.05	33	
Y _M	82.58	-4.04	92.72	92.8	92	
L _M	46.95	-55.83	39.15	68.19	145	
C _M	54.62	-25.67	-33.25	42.01	232	
V _M	20.01	45.64	-56.27	72.45	309	
M _M	40.88	71.17	-34.09	78.92	334	
N _M	15.0	0.43	-3.23	3.26	278	
W _M	90.0	0.62	-5.76	5.79	276	
R _M	39.92	58.74	27.99	65.07	25	
J _M	81.26	-2.89	71.56	71.62	92	
G _M	52.23	-42.42	13.6	44.55	162	
B _M	30.57	1.41	-46.47	46.49	272	

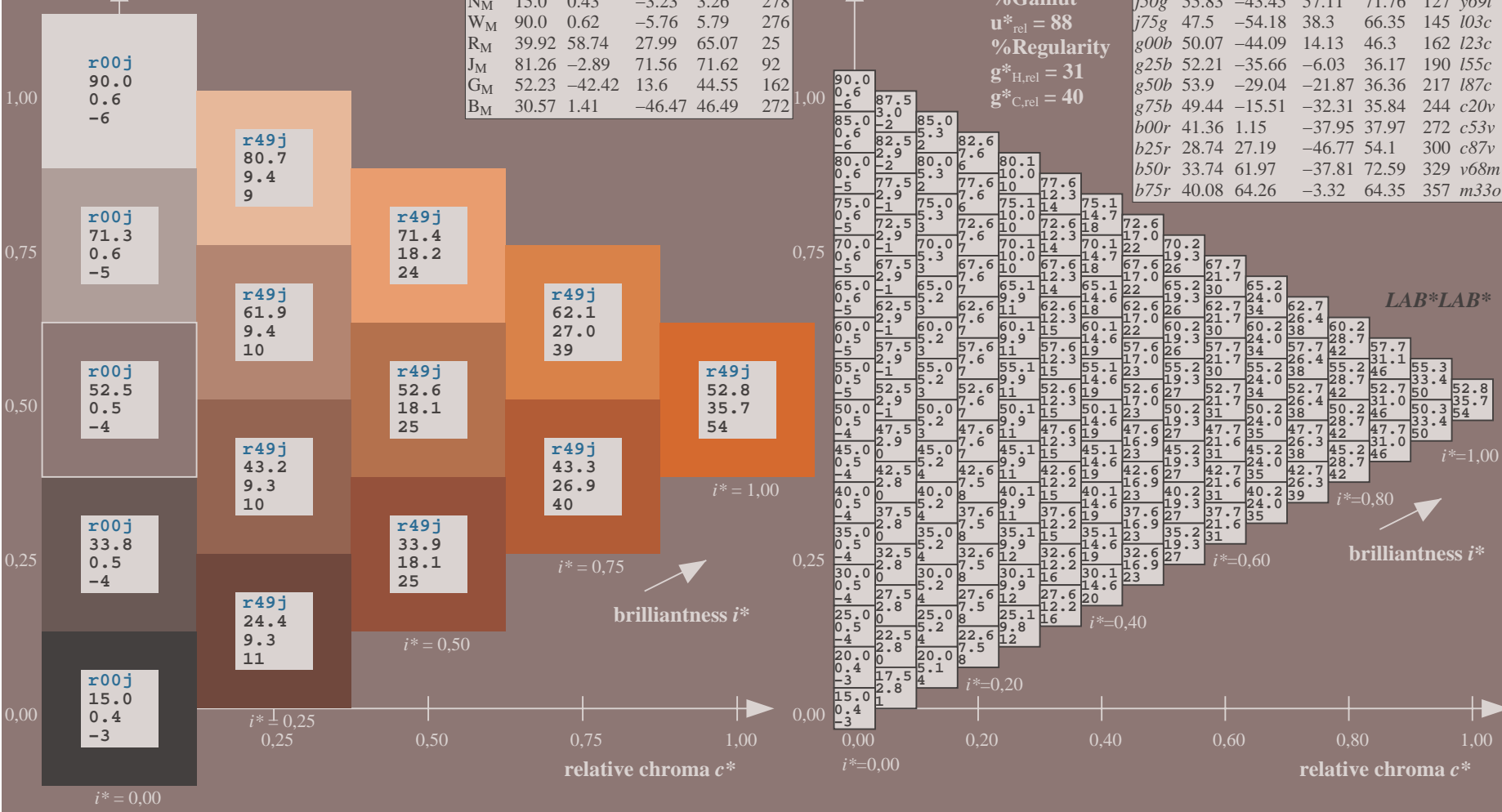
Data for maximum colour (Ma):

$LAB^*LAB^*_Ma: 53\ 35\ 58$
 $LAB^*LCH^*_Ma: 53\ 68\ 58$
 $lab^*rgb^*_Ma: 1.0\ 0.5\ 0.0$
 $lab^*olv^*_Ma: 1.0\ 0.4\ 0.0$
 triangle lightness t^*

%Gamut
 $u^*_{rel} = 88$
 %Regularity
 $g^*_{H,rel} = 31$
 $g^*_{C,rel} = 40$

FRS15_90a; adapted (a) CIELAB data

	u^*_e	$L^*=L^*_a$	a^*_a	b^*_a	$C^*_{ab,a}$	$h^*_{ab,a}$	u^*_d
r00j	39.18	56.94	27.13	63.07	25	m81o	
r25j	42.41	49.1	44.5	66.26	42	o10y	
r50j	52.78	35.22	58.37	68.17	59	o40y	
r75j	64.82	19.12	74.47	76.89	76	o69y	
j00g	82.06	-3.94	97.52	97.6	92	o98y	
j25g	67.26	-26.87	74.67	79.36	110	y34l	
j50g	55.83	-43.45	57.11	71.76	127	y69l	
j75g	47.5	-54.18	38.3	66.35	145	l03c	
g00b	50.07	-44.09	14.13	46.3	162	l23c	
g25b	52.21	-35.66	-6.03	36.17	190	l55c	
g50b	53.9	-29.04	-21.87	36.36	217	l87c	
g75b	49.44	-15.51	-32.31	35.84	244	c20v	
b00r	41.36	1.15	-37.95	37.97	272	c53v	
b25r	28.74	27.19	-46.77	54.1	300	c87v	
b50r	33.74	61.97	-37.81	72.59	329	v68m	
b75r	40.08	64.26	-3.32	64.35	357	m33o	



See for similar files: <http://www.ps.bam.de/Ee37/>; www.ps.bam.de/Ee37/
 Technical information: <http://www.ps.bam.de> Version 2.1, io=1,1, CIELAB, ColSpX=0

BAM registration: 20081001-Ee37/10L/L37E00FP.PS/ .PDF BAM material: code=rhadata
 application for evaluation and measurement of printer or monitor systems

Input and output: Colorimetric Printer Reflective System FRS15_90a for relative CIELAB hue $h^* = lab^*h^* = h_{ab}/360 = 0.21$
 data for any colour:

lab^*tch^* and lab^*icu^*

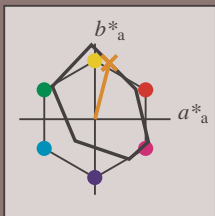
Hue texts:

$u^*_e = r75j$ $u^*_d = o69y$

contrast reduction factor:

$c_R = 0.9$

triangle lightness t^*



FRS15_90; CIELAB data						
	u^*_e	$L^*=L^*_a$	a^*	b^*	C^*_{ab}	h^*_{ab}
O _M	38.8	54.41	35.65	65.05	33	
Y _M	82.58	-4.04	92.72	92.8	92	
L _M	46.95	-55.83	39.15	68.19	145	
C _M	54.62	-25.67	-33.25	42.01	232	
V _M	20.01	45.64	-56.27	72.45	309	
M _M	40.88	71.17	-34.09	78.92	334	
N _M	15.0	0.43	-3.23	3.26	278	
W _M	90.0	0.62	-5.76	5.79	276	
R _M	39.92	58.74	27.99	65.07	25	
J _M	81.26	-2.89	71.56	71.62	92	
G _M	52.23	-42.42	13.6	44.55	162	
B _M	30.57	1.41	-46.47	46.49	272	

Data for maximum colour (Ma):

$LAB^*LAB^*_Ma$: 65 19 74

$LAB^*LCH^*_Ma$: 65 77 75

$lab^*rgb^*_Ma$: 1.0 0.75 0.0

$lab^*olv^*_Ma$: 1.0 0.7 0.0

triangle lightness t^*

%Gamut

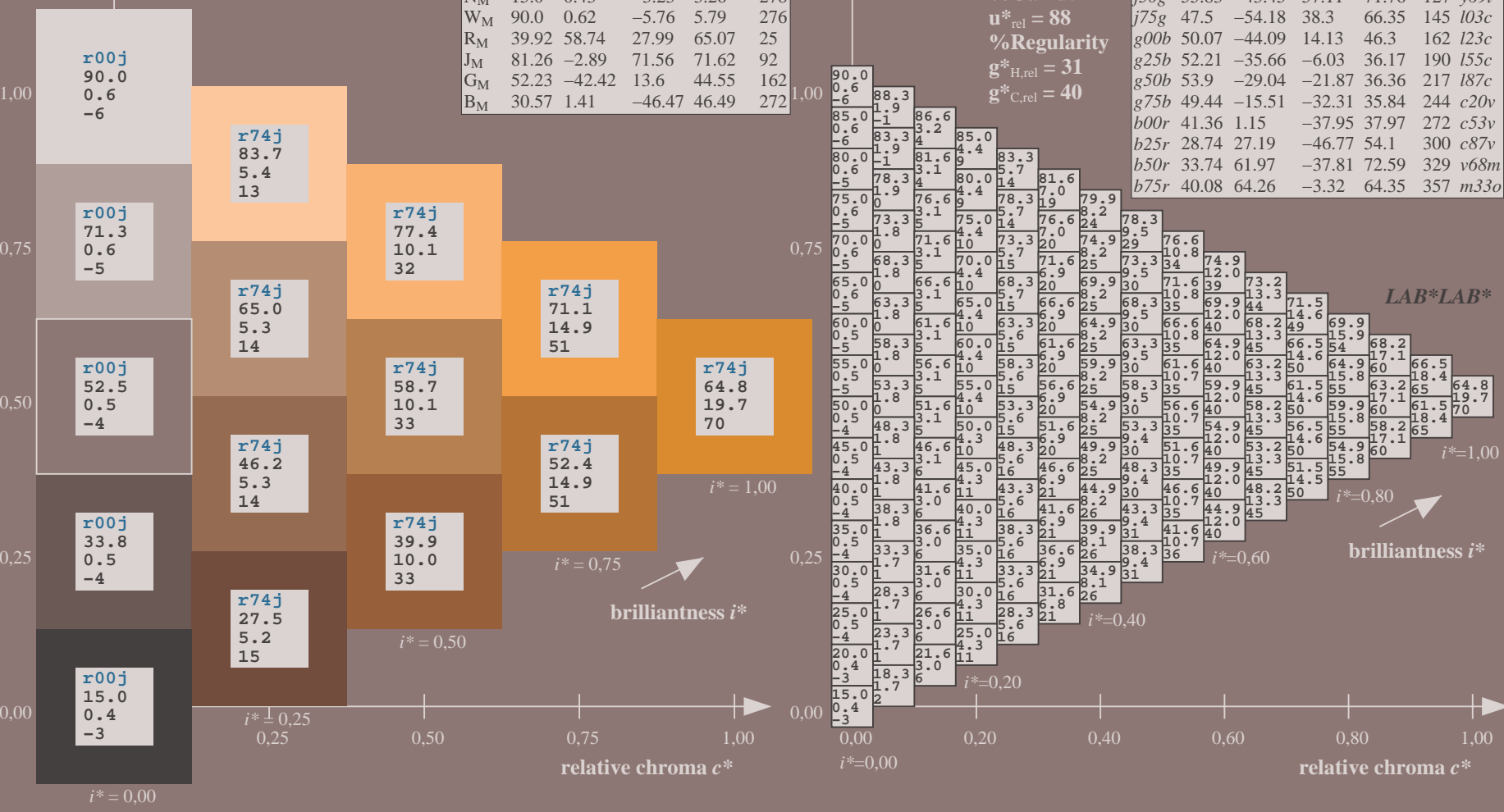
$u^*_{rel} = 88$

%Regularity

$g^*_{H,rel} = 31$

$g^*_{C,rel} = 40$

FRS15_90a; adapted (a) CIELAB data							
	u^*_e	$L^*=L^*_a$	a^*_a	b^*_a	$C^*_{ab,a}$	$h^*_{ab,a}$	u^*_d
r00j	39.18	56.94	27.13	63.07	25	m81o	
r25j	42.41	49.1	44.5	66.26	42	o10y	
r50j	52.78	35.22	58.37	68.17	59	o40y	
r75j	64.82	19.12	74.47	76.89	76	o69y	
j00g	82.06	-3.94	97.52	97.6	92	o98y	
j25g	67.26	-26.87	74.67	79.36	110	y34l	
j50g	55.83	-43.45	57.11	71.76	127	y69l	
j75g	47.5	-54.18	38.3	66.35	145	l03c	
g00b	50.07	-44.09	14.13	46.3	162	l23c	
g25b	52.21	-35.66	-6.03	36.17	190	l55c	
g50b	53.9	-29.04	-21.87	36.36	217	l87c	
g75b	49.44	-15.51	-32.31	35.84	244	c20v	
b00r	41.36	1.15	-37.95	37.97	272	c53v	
b25r	28.74	27.19	-46.77	54.1	300	c87v	
b50r	33.74	61.97	-37.81	72.59	329	v68m	
b75r	40.08	64.26	-3.32	64.35	357	m33o	

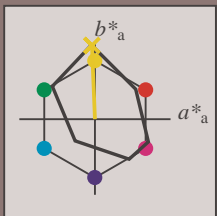


See for similar files: <http://www.ps.bam.de/Ee37/>; www.ps.bam.de/Ee37/
 Technical information: <http://www.ps.bam.de> Version 2.1, io=1,1, CIELAB, ColSpX=0

BAM registration: 20081001-Ee37/10L/L37E00FP.PS/.PDF BAM material: code=rhadata
 application for evaluation and measurement of printer or monitor systems

Input and output: Colorimetric Printer Reflective System FRS15_90a for relative CIELAB hue $h^* = lab^*h^* = h_{ab}/360 = 0.256$
 data for any colour:
 lab^*tch^* and lab^*icu^*

Hue texts:
 $u^*_e = j00g$ $u^*_d = o98y$
 contrast reduction factor:
 $c_R = 0.9$
 triangle lightness t^*



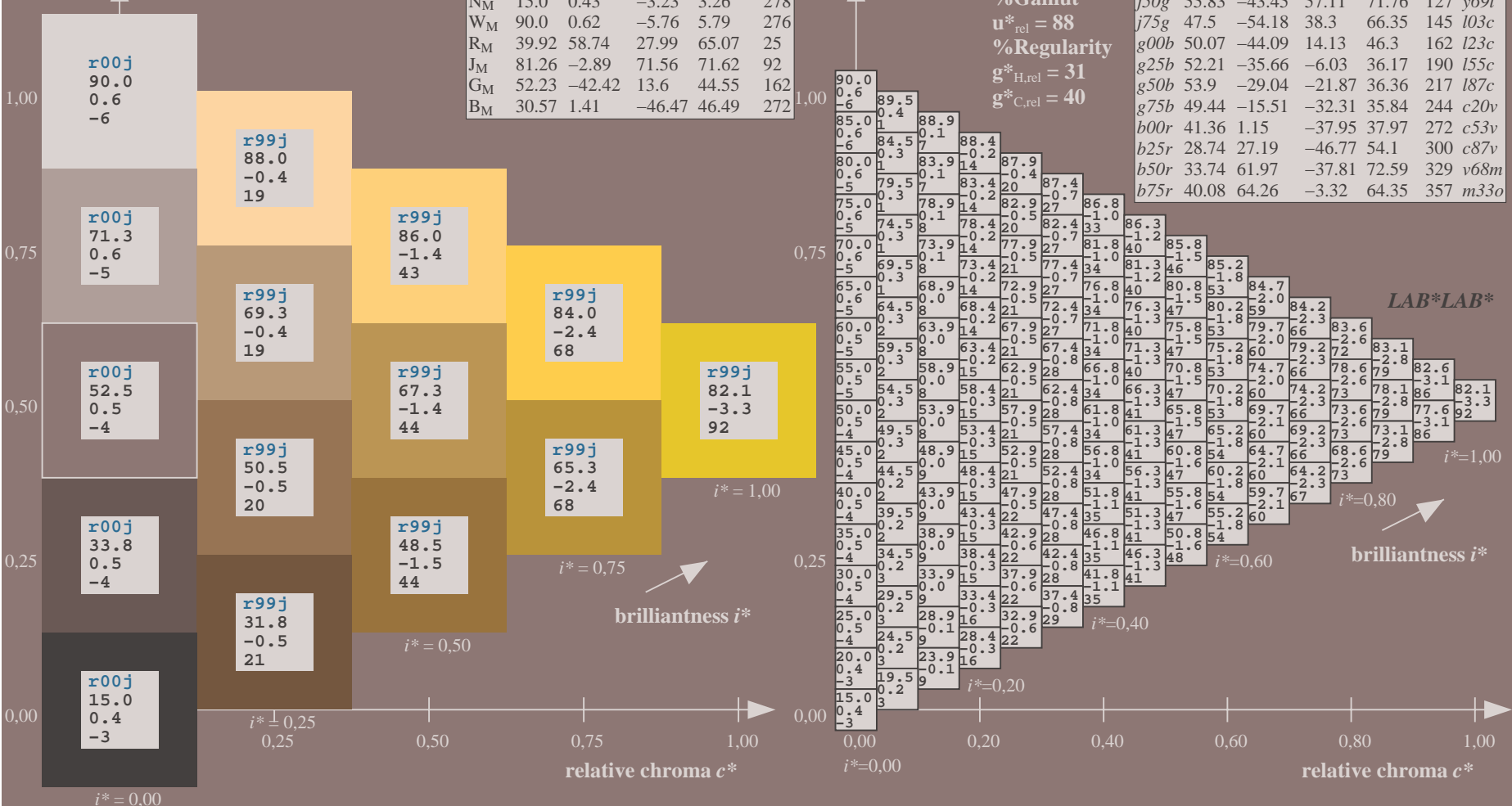
FRS15_90; CIELAB data						
	u^*_e	$L^*=L^*$	a^*	b^*	C^*_{ab}	h^*_{ab}
O _M	38.8	54.41	35.65	65.05	33	
Y _M	82.58	-4.04	92.72	92.8	92	
L _M	46.95	-55.83	39.15	68.19	145	
C _M	54.62	-25.67	-33.25	42.01	232	
V _M	20.01	45.64	-56.27	72.45	309	
M _M	40.88	71.17	-34.09	78.92	334	
N _M	15.0	0.43	-3.23	3.26	278	
W _M	90.0	0.62	-5.76	5.79	276	
R _M	39.92	58.74	27.99	65.07	25	
J _M	81.26	-2.89	71.56	71.62	92	
G _M	52.23	-42.42	13.6	44.55	162	
B _M	30.57	1.41	-46.47	46.49	272	

Data for maximum colour (Ma):

$LAB^*LAB^*_Ma: 82 -4 98$
 $LAB^*LCH^*_Ma: 82 98 92$
 $lab^*rgb^*_Ma: 1.0 1.0 0.0$
 $lab^*olv^*_Ma: 1.0 0.99 0.0$

triangle lightness t^*
 %Gamut
 $u^*_{rel} = 88$
 %Regularity
 $g^*_{H,rel} = 31$
 $g^*_{C,rel} = 40$

FRS15_90a; adapted (a) CIELAB data							
	u^*_e	$L^*=L^*_a$	a^*_a	b^*_a	$C^*_{ab,a}$	$h^*_{ab,a}$	u^*_d
r00j	39.18	56.94	27.13	63.07	25	m81o	
r25j	42.41	49.1	44.5	66.26	42	o10y	
r50j	52.78	35.22	58.37	68.17	59	o40y	
r75j	64.82	19.12	74.47	76.89	76	o69y	
j00g	82.06	-3.94	97.52	97.6	92	o98y	
j25g	67.26	-26.87	74.67	79.36	110	y34l	
j50g	55.83	-43.45	57.11	71.76	127	y69l	
j75g	47.5	-54.18	38.3	66.35	145	l03c	
g00b	50.07	-44.09	14.13	46.3	162	l23c	
g25b	52.21	-35.66	-6.03	36.17	190	l55c	
g50b	53.9	-29.04	-21.87	36.36	217	l87c	
g75b	49.44	-15.51	-32.31	35.84	244	c20v	
b00r	41.36	1.15	-37.95	37.97	272	c53v	
b25r	28.74	27.19	-46.77	54.1	300	c87v	
b50r	33.74	61.97	-37.81	72.59	329	v68m	
b75r	40.08	64.26	-3.32	64.35	357	m33o	

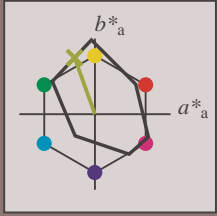


See for similar files: <http://www.ps.bam.de/Ee37/>; www.ps.bam.de/Ee37/
 Technical information: <http://www.ps.bam.de> Version 2.1, io=1,1, CIELAB, ColSpX=0

BAM registration: 20081001-Ee37/10L/L37E00FP.PS/.PDF BAM material: code=rhadata
 application for evaluation and measurement of printer or monitor systems

Input and output: Colorimetric Printer Reflective System FRS15_90a for relative CIELAB hue $h^* = lab^*h^* = h_{ab}/360 = 0.305$
 data for any colour:
 lab^*tch^* and lab^*icu^*

Hue texts:
 $u^*_e = j25g$ $u^*_d = y34l$
 contrast reduction factor:
 $c_R = 0.9$
 triangle lightness t^*



FRS15_90; CIELAB data

	u^*_e	$L^*=L^*$	a^*	b^*	C^*_{ab}	h^*_{ab}
O _M	38.8	54.41	35.65	65.05	33	
Y _M	82.58	-4.04	92.72	92.8	92	
L _M	46.95	-55.83	39.15	68.19	145	
C _M	54.62	-25.67	-33.25	42.01	232	
V _M	20.01	45.64	-56.27	72.45	309	
M _M	40.88	71.17	-34.09	78.92	334	
N _M	15.0	0.43	-3.23	3.26	278	
W _M	90.0	0.62	-5.76	5.79	276	
R _M	39.92	58.74	27.99	65.07	25	
J _M	81.26	-2.89	71.56	71.62	92	
G _M	52.23	-42.42	13.6	44.55	162	
B _M	30.57	1.41	-46.47	46.49	272	

$u^*_e = j25g$
 LAB^*LAB^*

Data for maximum colour (Ma):

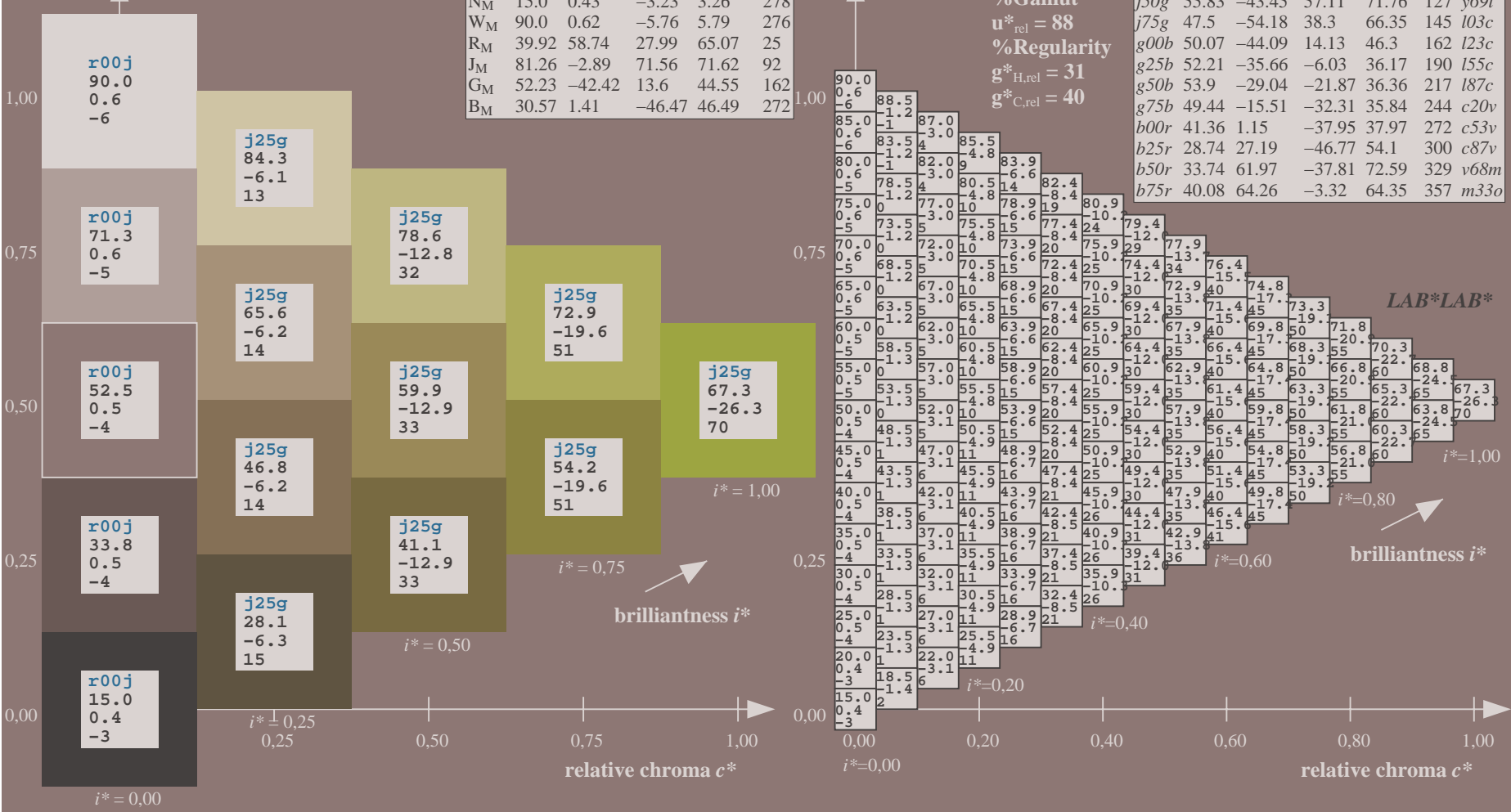
$LAB^*LAB^*_{Ma}: 67 -27 75$
 $LAB^*LCH^*_{Ma}: 67 79 109$
 $lab^*rgb^*_{Ma}: 0.75 1.0 0.0$
 $lab^*olv^*_{Ma}: 0.66 1.0 0.0$

FRS15_90a; adapted (a) CIELAB data

	u^*_e	$L^*=L^*_a$	a^*_a	b^*_a	$C^*_{ab,a}$	$h^*_{ab,a}$	u^*_d
r00j	39.18	56.94	27.13	63.07	25	m81o	
r25j	42.41	49.1	44.5	66.26	42	o10y	
r50j	52.78	35.22	58.37	68.17	59	o40y	
r75j	64.82	19.12	74.47	76.89	76	o69y	
j00g	82.06	-3.94	97.52	97.6	92	o98y	
j25g	67.26	-26.87	74.67	79.36	110	y34l	
j50g	55.83	-43.45	57.11	71.76	127	y69l	
j75g	47.5	-54.18	38.3	66.35	145	l03c	
g00b	50.07	-44.09	14.13	46.3	162	l23c	
g25b	52.21	-35.66	-6.03	36.17	190	l55c	
g50b	53.9	-29.04	-21.87	36.36	217	l87c	
g75b	49.44	-15.51	-32.31	35.84	244	c20v	
b00r	41.36	1.15	-37.95	37.97	272	c53v	
b25r	28.74	27.19	-46.77	54.1	300	c87v	
b50r	33.74	61.97	-37.81	72.59	329	v68m	
b75r	40.08	64.26	-3.32	64.35	357	m33o	

triangle lightness t^*

%Gamut
 $u^*_{rel} = 88$
 %Regularity
 $g^*_{H,rel} = 31$
 $g^*_{C,rel} = 40$

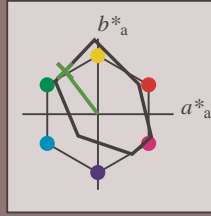


See for similar files: <http://www.ps.bam.de/Ee37/>; www.ps.bam.de/Ee37/10L/L37E00FP.PS/ .PDF
 Technical information: <http://www.ps.bam.de> Version 2.1, io=1,1, CIELAB, ColSpX=0

BAM registration: 20081001-Ee37/10L/L37E00FP.PS/ .PDF BAM material: code=rh4ta
 application for evaluation and measurement of printer or monitor systems

Input and output: Colorimetric Printer Reflective System FRS15_90a for relative CIELAB hue $h^* = lab^*h^* = h_{ab}/360 = 0.354$
 data for any colour:
 lab^*tch^* and lab^*icu^*

Hue texts:
 $u^*_e = j50g$ $u^*_d = y69l$
 contrast reduction factor:
 $c_R = 0.9$
 triangle lightness t^*



FRS15_90; CIELAB data

	u^*_e	$L^*=L^*$	a^*	b^*	C^*_{ab}	h^*_{ab}
O _M	38.8	54.41	35.65	65.05	33	
Y _M	82.58	-4.04	92.72	92.8	92	
L _M	46.95	-55.83	39.15	68.19	145	
C _M	54.62	-25.67	-33.25	42.01	232	
V _M	20.01	45.64	-56.27	72.45	309	
M _M	40.88	71.17	-34.09	78.92	334	
N _M	15.0	0.43	-3.23	3.26	278	
W _M	90.0	0.62	-5.76	5.79	276	
R _M	39.92	58.74	27.99	65.07	25	
J _M	81.26	-2.89	71.56	71.62	92	
G _M	52.23	-42.42	13.6	44.55	162	
B _M	30.57	1.41	-46.47	46.49	272	

$u^*_e = j50g$
 LAB^*LAB^*

Data for maximum colour (Ma):

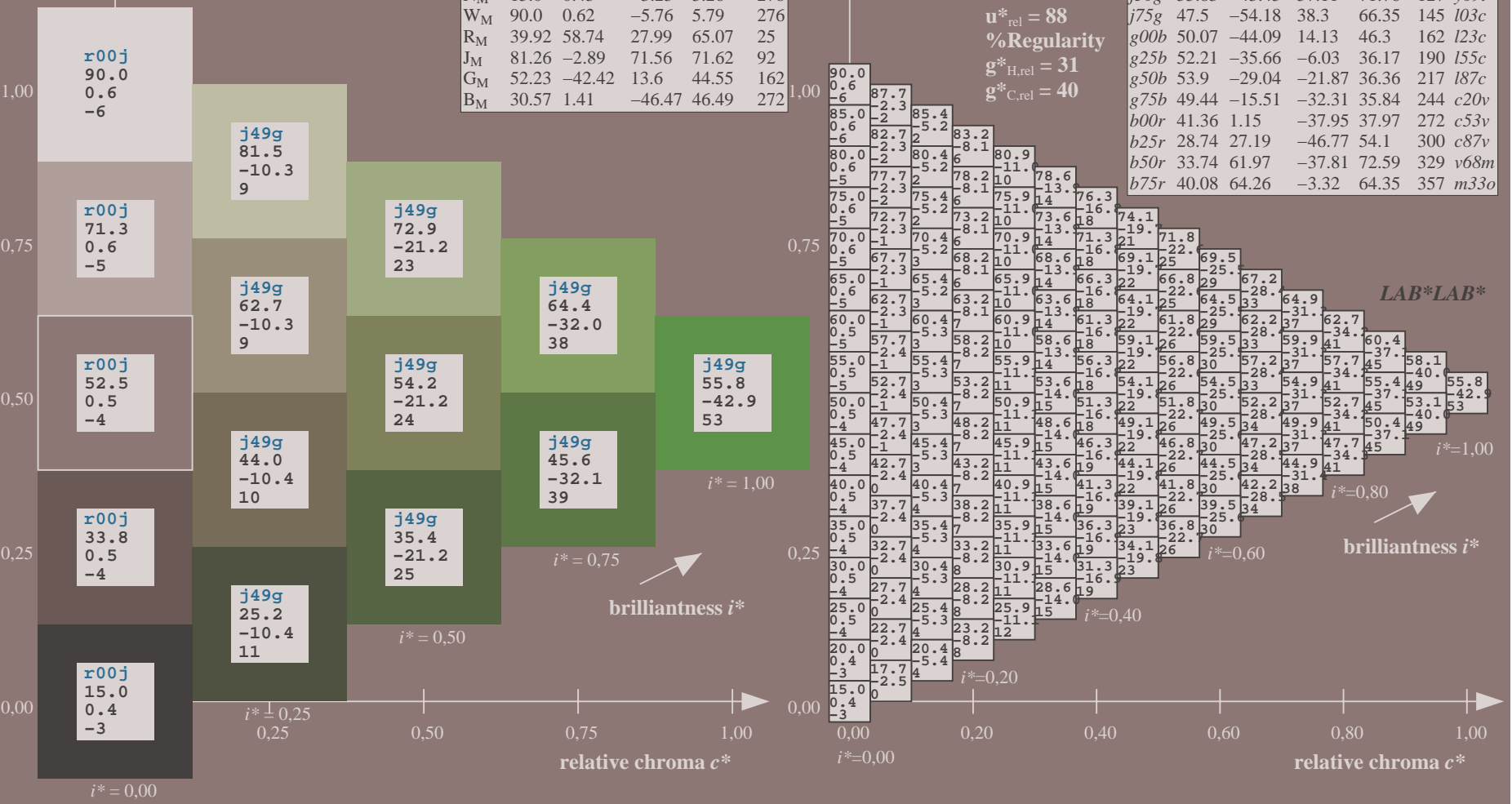
$LAB^*LAB^*_Ma: 56 -43 57$
 $LAB^*LCH^*_Ma: 56 72 127$
 $lab^*rgb^*_Ma: 0.5 1.0 0.0$
 $lab^*olv^*_Ma: 0.3 1.0 0.0$

FRS15_90a; adapted (a) CIELAB data

	u^*_e	$L^*=L^*_a$	a^*_a	b^*_a	$C^*_{ab,a}$	$h^*_{ab,a}$	u^*_d
r00j	39.18	56.94	27.13	63.07	25	m81o	
r25j	42.41	49.1	44.5	66.26	42	o10y	
r50j	52.78	35.22	58.37	68.17	59	o40y	
r75j	64.82	19.12	74.47	76.89	76	o69y	
j00g	82.06	-3.94	97.52	97.6	92	o98y	
j25g	67.26	-26.87	74.67	79.36	110	y34l	
j50g	55.83	-43.45	57.11	71.76	127	y69l	
j75g	47.5	-54.18	38.3	66.35	145	l03c	
g00b	50.07	-44.09	14.13	46.3	162	l23c	
g25b	52.21	-35.66	-6.03	36.17	190	l55c	
g50b	53.9	-29.04	-21.87	36.36	217	l87c	
g75b	49.44	-15.51	-32.31	35.84	244	c20v	
b00r	41.36	1.15	-37.95	37.97	272	c53v	
b25r	28.74	27.19	-46.77	54.1	300	c87v	
b50r	33.74	61.97	-37.81	72.59	329	v68m	
b75r	40.08	64.26	-3.32	64.35	357	m33o	

triangle lightness t^*

%Gamut
 $u^*_{rel} = 88$
 %Regularity
 $g^*_{H,rel} = 31$
 $g^*_{C,rel} = 40$

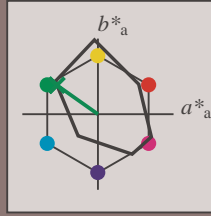


See for similar files: <http://www.ps.bam.de/Ee37/>; www.ps.bam.de/Ee37/
 Technical information: <http://www.ps.bam.de> Version 2.1, io=1,1, CIELAB, ColSpX=0

BAM registration: 20081001-Ee37/10L/L37E00FP.PS/ .PDF BAM material: code=rhadata
 application for evaluation and measurement of printer or monitor systems

Input and output: Colorimetric Printer Reflective System FRS15_90a for relative CIELAB hue $h^* = lab^*h^* = h_{ab}/360 = 0.402$
 data for any colour:
 lab^*tch^* and lab^*icu^*

Hue texts:
 $u^*_e = j75g$ $u^*_d = i03c$
 contrast reduction factor:
 $c_R = 0.9$
 triangle lightness t^*



FRS15_90; CIELAB data

	u^*_e	$L^*=L^*$	a^*	b^*	C^*_{ab}	h^*_{ab}
O _M	38.8	54.41	35.65	65.05	33	
Y _M	82.58	-4.04	92.72	92.8	92	
L _M	46.95	-55.83	39.15	68.19	145	
C _M	54.62	-25.67	-33.25	42.01	232	
V _M	20.01	45.64	-56.27	72.45	309	
M _M	40.88	71.17	-34.09	78.92	334	
N _M	15.0	0.43	-3.23	3.26	278	
W _M	90.0	0.62	-5.76	5.79	276	
R _M	39.92	58.74	27.99	65.07	25	
J _M	81.26	-2.89	71.56	71.62	92	
G _M	52.23	-42.42	13.6	44.55	162	
B _M	30.57	1.41	-46.47	46.49	272	

$u^*_e = j75g$
 LAB^*LAB^*

Data for maximum colour (Ma):

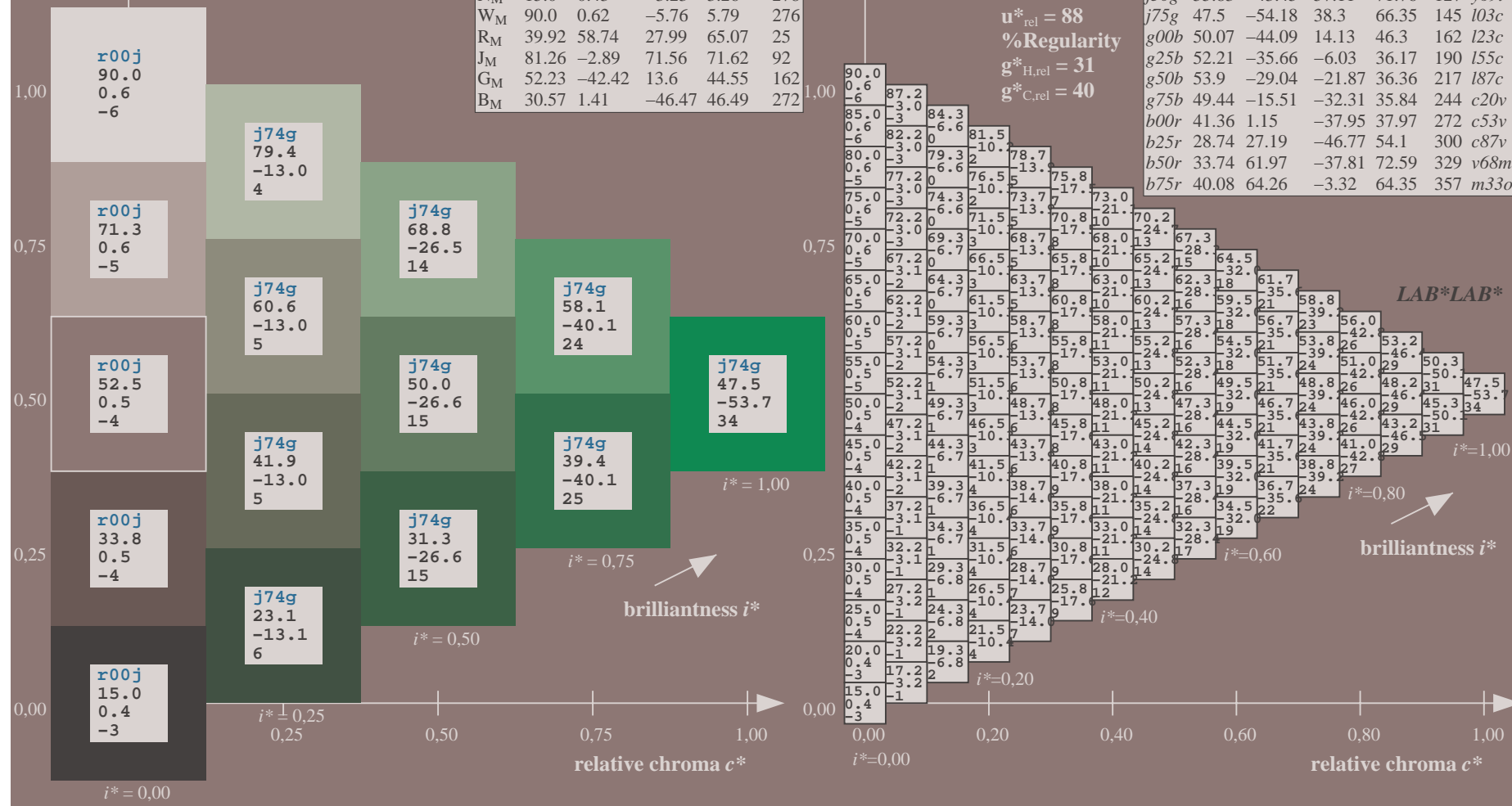
$LAB^*LAB^*_Ma: 48 -54 38$
 $LAB^*LCH^*_Ma: 48 66 144$
 $lab^*rgb^*_Ma: 0.25 1.0 0.0$
 $lab^*olv^*_Ma: 0.0 1.0 0.03$

FRS15_90a; adapted (a) CIELAB data

	u^*_e	$L^*=L^*_a$	a^*_a	b^*_a	$C^*_{ab,a}$	$h^*_{ab,a}$	u^*_d
r00j	39.18	56.94	27.13	63.07	25	m81o	
r25j	42.41	49.1	44.5	66.26	42	o10y	
r50j	52.78	35.22	58.37	68.17	59	o40y	
r75j	64.82	19.12	74.47	76.89	76	o69y	
j00g	82.06	-3.94	97.52	97.6	92	o98y	
j25g	67.26	-26.87	74.67	79.36	110	y34l	
j50g	55.83	-43.45	57.11	71.76	127	y69l	
j75g	47.5	-54.18	38.3	66.35	145	i03c	
g00b	50.07	-44.09	14.13	46.3	162	i23c	
g25b	52.21	-35.66	-6.03	36.17	190	i55c	
g50b	53.9	-29.04	-21.87	36.36	217	i87c	
g75b	49.44	-15.51	-32.31	35.84	244	c20v	
b00r	41.36	1.15	-37.95	37.97	272	c53v	
b25r	28.74	27.19	-46.77	54.1	300	c87v	
b50r	33.74	61.97	-37.81	72.59	329	v68m	
b75r	40.08	64.26	-3.32	64.35	357	m33o	

triangle lightness t^*

%Gamut
 $u^*_{rel} = 88$
 %Regularity
 $g^*_{H,rel} = 31$
 $g^*_{C,rel} = 40$

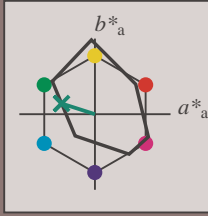


See for similar files: <http://www.ps.bam.de/Ee37/>; www.ps.bam.de/Ee37/10L/L37E00FP.PS/
 Technical information: <http://www.ps.bam.de> Version 2.1, io=1,1, CIELAB, ColSpX=0

BAM registration: 20081001-Ee37/10L/L37E00FP.PS/ .PDF BAM material: code=rhadata
 application for evaluation and measurement of printer or monitor systems

Input and output: Colorimetric Printer Reflective System FRS15_90a for relative CIELAB hue $h^* = lab^*h^* = h_{ab}/360 = 0.451$
 data for any colour:
 lab^*tch^* and lab^*icu^*

Hue texts:
 $u^*_e = g00b$ $u^*_d = l23c$
 contrast reduction factor:
 $c_R = 0.9$
 triangle lightness t^*



FRS15_90; CIELAB data						
	u^*_e	$L^*=L^*$	a^*	b^*	C^*_{ab}	h^*_{ab}
O _M	38.8	54.41	35.65	65.05	33	
Y _M	82.58	-4.04	92.72	92.8	92	
L _M	46.95	-55.83	39.15	68.19	145	
C _M	54.62	-25.67	-33.25	42.01	232	
V _M	20.01	45.64	-56.27	72.45	309	
M _M	40.88	71.17	-34.09	78.92	334	
N _M	15.0	0.43	-3.23	3.26	278	
W _M	90.0	0.62	-5.76	5.79	276	
R _M	39.92	58.74	27.99	65.07	25	
J _M	81.26	-2.89	71.56	71.62	92	
G _M	52.23	-42.42	13.6	44.55	162	
B _M	30.57	1.41	-46.47	46.49	272	

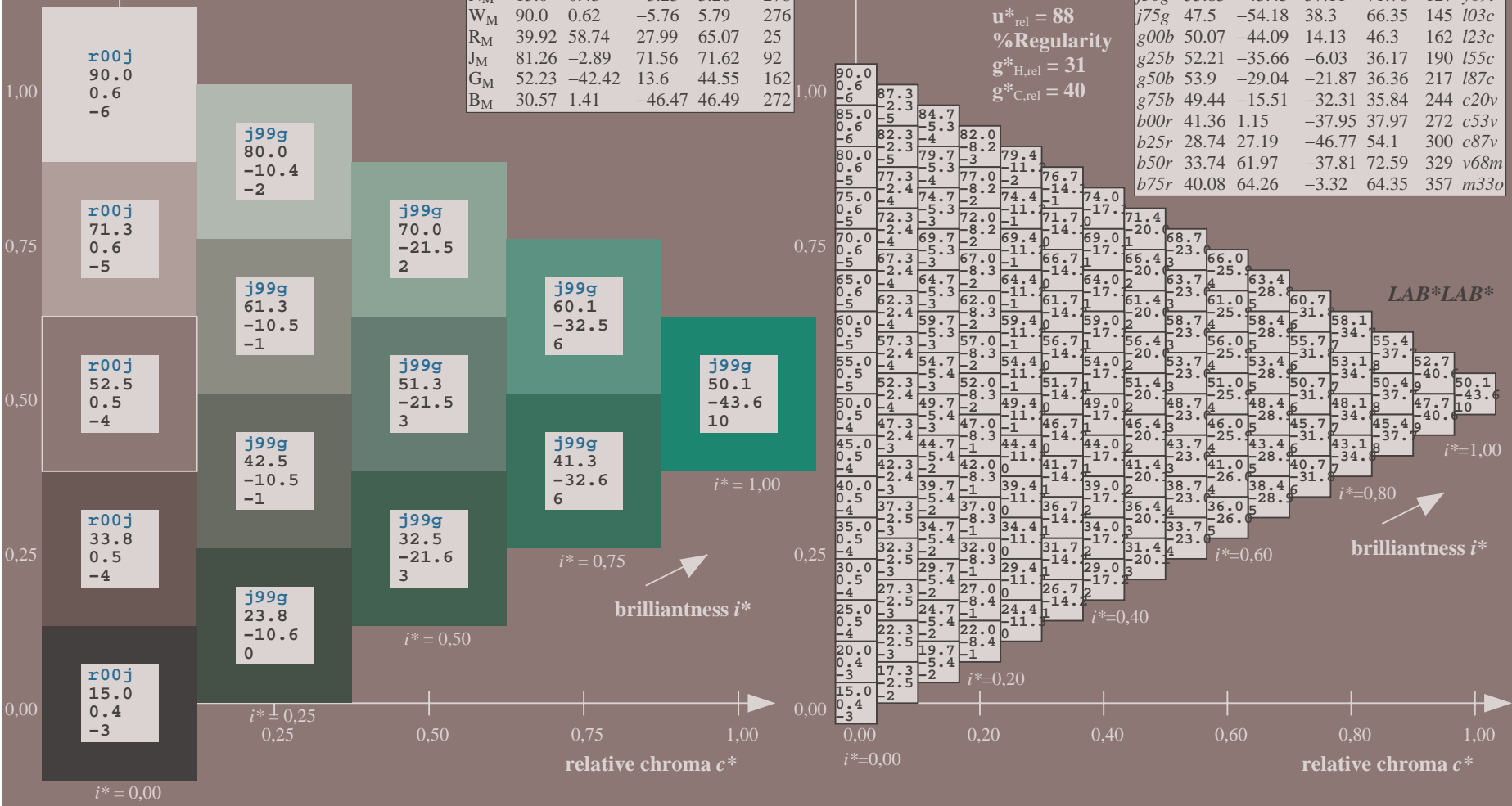
Data for maximum colour (Ma):

$LAB^*LAB^*_Ma: 50 -44 14$
 $LAB^*LCH^*_Ma: 50 46 162$
 $lab^*rgb^*_Ma: 0.0 1.0 0.0$
 $lab^*olv^*_Ma: 0.0 1.0 0.23$

triangle lightness t^*

%Gamut
 $u^*_{rel} = 88$
 %Regularity
 $g^*_{H,rel} = 31$
 $g^*_{C,rel} = 40$

FRS15_90a; adapted (a) CIELAB data							
	u^*_e	$L^*=L^*_a$	a^*_a	b^*_a	$C^*_{ab,a}$	$h^*_{ab,a}$	u^*_d
r00j	39.18	56.94	27.13	63.07	25	m81o	
r25j	42.41	49.1	44.5	66.26	42	o10y	
r50j	52.78	35.22	58.37	68.17	59	o40y	
r75j	64.82	19.12	74.47	76.89	76	o69y	
j00g	82.06	-3.94	97.52	97.6	92	o98y	
j25g	67.26	-26.87	74.67	79.36	110	y34l	
j50g	55.83	-43.45	57.11	71.76	127	y69l	
j75g	47.5	-54.18	38.3	66.35	145	l03c	
g00b	50.07	-44.09	14.13	46.3	162	l23c	
g25b	52.21	-35.66	-6.03	36.17	190	l55c	
g50b	53.9	-29.04	-21.87	36.36	217	l87c	
g75b	49.44	-15.51	-32.31	35.84	244	c20v	
b00r	41.36	1.15	-37.95	37.97	272	c53v	
b25r	28.74	27.19	-46.77	54.1	300	c87v	
b50r	33.74	61.97	-37.81	72.59	329	v68m	
b75r	40.08	64.26	-3.32	64.35	357	m33o	

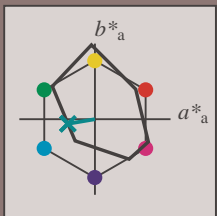


See for similar files: <http://www.ps.bam.de/Ee37/>; www.ps.bam.de/Ee37/
 Technical information: <http://www.ps.bam.de> Version 2.1, io=1,1, CIELAB, ColSpX=0

BAM registration: 20081001-Ee37/10L/L37E00FP.PS/ .PDF BAM material: code=rhadata
 application for evaluation and measurement of printer or monitor systems

Input and output: Colorimetric Printer Reflective System FRS15_90a for relative CIELAB hue $h^* = lab^*h^* = h_{ab}/360 = 0.527$
 data for any colour:

lab^*tch^* and lab^*icu^*
 Hue texts:
 $u^*_e = g25b$ $u^*_d = l55c$
 contrast reduction factor:
 $c_R = 0.9$
 triangle lightness t^*



FRS15_90; CIELAB data

	u^*_e	$L^*=L^*$	a^*	b^*	C^*_{ab}	h^*_{ab}
O _M	38.8	54.41	35.65	65.05	33	
Y _M	82.58	-4.04	92.72	92.8	92	
L _M	46.95	-55.83	39.15	68.19	145	
C _M	54.62	-25.67	-33.25	42.01	232	
V _M	20.01	45.64	-56.27	72.45	309	
M _M	40.88	71.17	-34.09	78.92	334	
N _M	15.0	0.43	-3.23	3.26	278	
W _M	90.0	0.62	-5.76	5.79	276	
R _M	39.92	58.74	27.99	65.07	25	
J _M	81.26	-2.89	71.56	71.62	92	
G _M	52.23	-42.42	13.6	44.55	162	
B _M	30.57	1.41	-46.47	46.49	272	

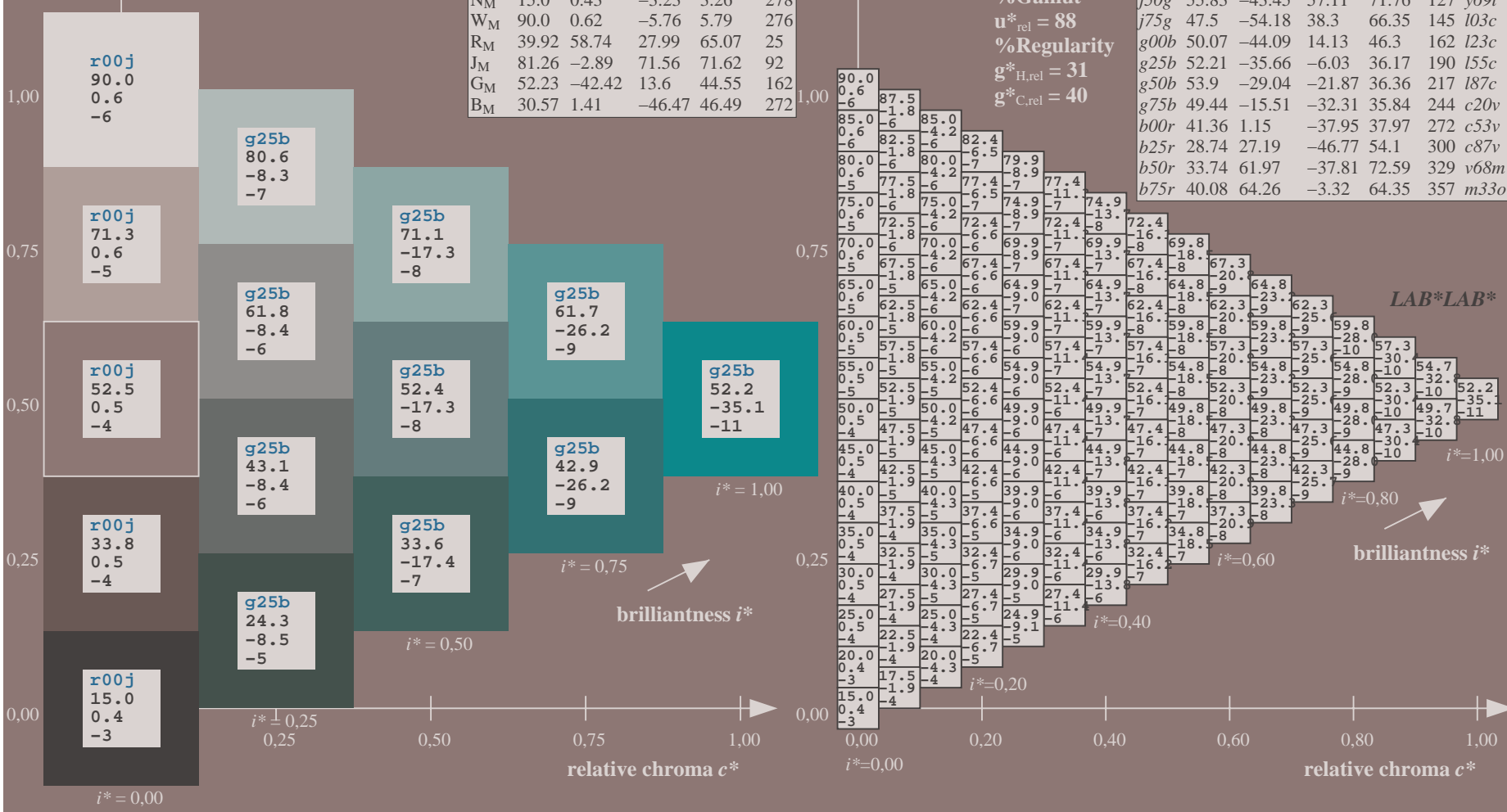
Data for maximum colour (Ma):

$LAB^*LAB^*_Ma: 52 -36 -6$
 $LAB^*LCH^*_Ma: 52 36 189$
 $lab^*rgb^*_Ma: 0.0 1.0 0.5$
 $lab^*olv^*_Ma: 0.0 1.0 0.55$
 triangle lightness t^*

FRS15_90a; adapted (a) CIELAB data

	u^*_e	$L^*=L^*_a$	a^*_a	b^*_a	$C^*_{ab,a}$	$h^*_{ab,a}$	u^*_d
r00j	39.18	56.94	27.13	63.07	25	m81o	
r25j	42.41	49.1	44.5	66.26	42	o10y	
r50j	52.78	35.22	58.37	68.17	59	o40y	
r75j	64.82	19.12	74.47	76.89	76	o69y	
j00g	82.06	-3.94	97.52	97.6	92	o98y	
j25g	67.26	-26.87	74.67	79.36	110	y34l	
j50g	55.83	-43.45	57.11	71.76	127	y69l	
j75g	47.5	-54.18	38.3	66.35	145	l03c	
g00b	50.07	-44.09	14.13	46.3	162	l23c	
g25b	52.21	-35.66	-6.03	36.17	190	l55c	
g50b	53.9	-29.04	-21.87	36.36	217	l87c	
g75b	49.44	-15.51	-32.31	35.84	244	c20v	
b00r	41.36	1.15	-37.95	37.97	272	c53v	
b25r	28.74	27.19	-46.77	54.1	300	c87v	
b50r	33.74	61.97	-37.81	72.59	329	v68m	
b75r	40.08	64.26	-3.32	64.35	357	m33o	

%Gamut
 $u^*_{rel} = 88$
 %Regularity
 $g^*_{H,rel} = 31$
 $g^*_{C,rel} = 40$

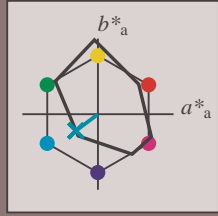


See for similar files: <http://www.ps.bam.de/Ee37/>; www.ps.bam.de/Ee37/
 Technical information: <http://www.ps.bam.de> Version 2.1, io=1,1, CIELAB, ColSpX=0

BAM registration: 20081001-Ee37/10L/L37E00FP.PS/ .PDF BAM material: code=rhadata
 application for evaluation and measurement of printer or monitor systems

Input and output: Colorimetric Printer Reflective System FRS15_90a for relative CIELAB hue $h^* = lab^*h^* = h_{ab}/360 = 0.603$
 data for any colour:
 lab^*tch^* and lab^*icu^*

Hue texts:
 $u^*_e = g50b$ $u^*_d = l87c$
 contrast reduction factor:
 $c_R = 0.9$
 triangle lightness t^*



FRS15_90; CIELAB data

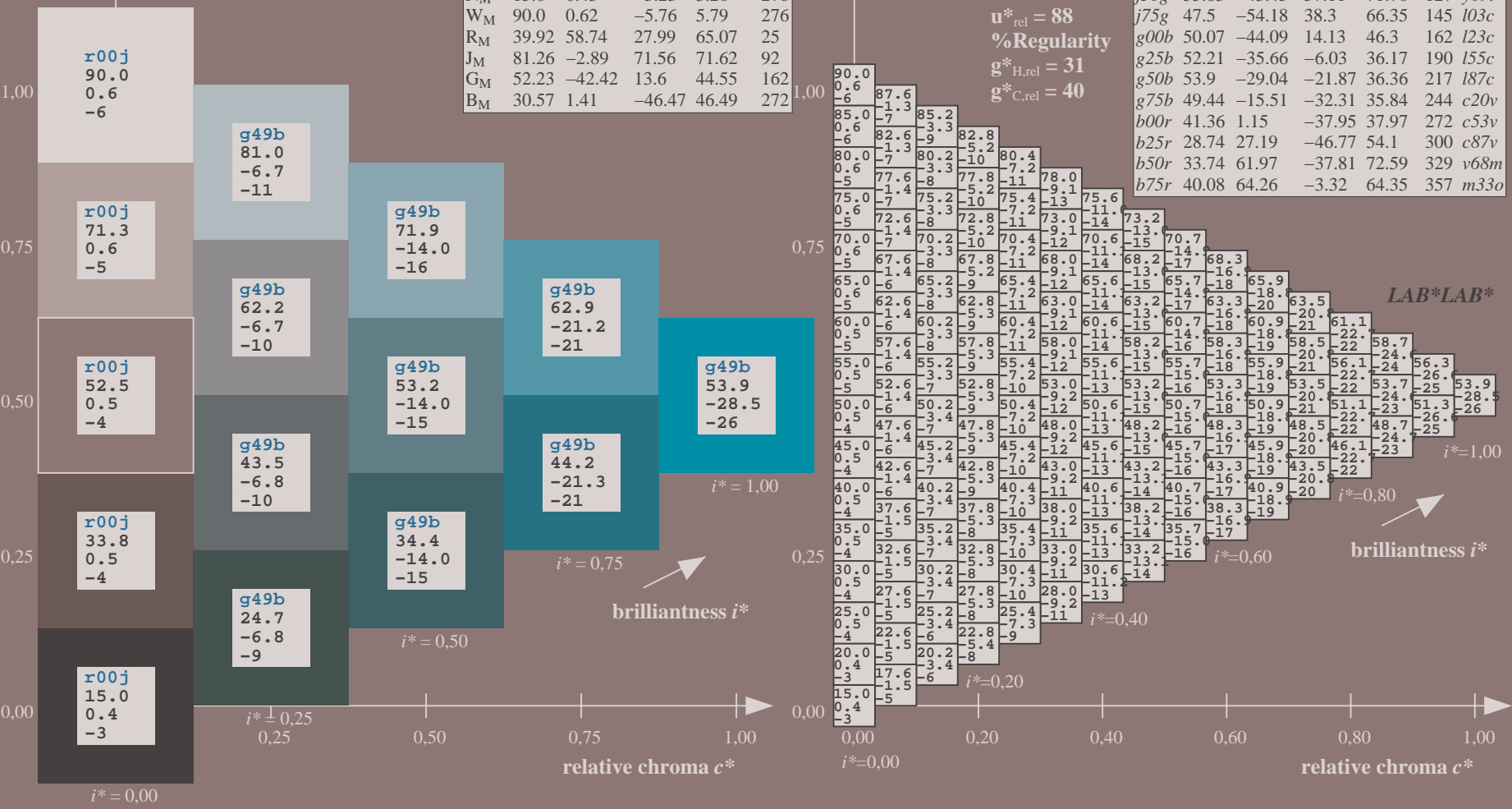
	u^*_e	$L^*=L^*$	a^*	b^*	C^*_{ab}	h^*_{ab}
O_M	38.8	54.41	35.65	65.05	33	
Y_M	82.58	-4.04	92.72	92.8	92	
L_M	46.95	-55.83	39.15	68.19	145	
C_M	54.62	-25.67	-33.25	42.01	232	
V_M	20.01	45.64	-56.27	72.45	309	
M_M	40.88	71.17	-34.09	78.92	334	
N_M	15.0	0.43	-3.23	3.26	278	
W_M	90.0	0.62	-5.76	5.79	276	
R_M	39.92	58.74	27.99	65.07	25	
J_M	81.26	-2.89	71.56	71.62	92	
G_M	52.23	-42.42	13.6	44.55	162	
B_M	30.57	1.41	-46.47	46.49	272	

Data for maximum colour (Ma):
 $LAB^*LAB^*_Ma: 54 -29 -22$
 $LAB^*LCH^*_Ma: 54 36 216$
 $lab^*rgb^*_Ma: 0.0 1.0 1.0$
 $lab^*olv^*_Ma: 0.0 1.0 0.88$
 triangle lightness t^*

FRS15_90a; adapted (a) CIELAB data

	u^*_e	$L^*=L^*_a$	a^*_a	b^*_a	$C^*_{ab,a}$	$h^*_{ab,a}$	u^*_d
$r00j$	39.18	56.94	27.13	63.07	25	$m81o$	
$r25j$	42.41	49.1	44.5	66.26	42	$o10y$	
$r50j$	52.78	35.22	58.37	68.17	59	$o40y$	
$r75j$	64.82	19.12	74.47	76.89	76	$o69y$	
$j00g$	82.06	-3.94	97.52	97.6	92	$o98y$	
$j25g$	67.26	-26.87	74.67	79.36	110	$y34l$	
$j50g$	55.83	-43.45	57.11	71.76	127	$y69l$	
$j75g$	47.5	-54.18	38.3	66.35	145	$l03c$	
$g00b$	50.07	-44.09	14.13	46.3	162	$l23c$	
$g25b$	52.21	-35.66	-6.03	36.17	190	$l55c$	
$g50b$	53.9	-29.04	-21.87	36.36	217	$l87c$	
$g75b$	49.44	-15.51	-32.31	35.84	244	$c20v$	
$b00r$	41.36	1.15	-37.95	37.97	272	$c53v$	
$b25r$	28.74	27.19	-46.77	54.1	300	$c87v$	
$b50r$	33.74	61.97	-37.81	72.59	329	$v68m$	
$b75r$	40.08	64.26	-3.32	64.35	357	$m33o$	

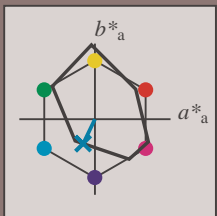
%Gamut
 $u^*_{rel} = 88$
 %Regularity
 $g^*_{H,rel} = 31$
 $g^*_{C,rel} = 40$



BAM registration: 20081001-Ee37/10L/L37E00FP.PS/ .PDF
 application for evaluation and measurement of printer or monitor systems
 BAM material: code=rh4ta

Input and output: Colorimetric Printer Reflective System FRS15_90a for relative CIELAB hue $h^* = lab^*h^* = h_{ab}/360 = 0.679$
 data for any colour:

lab^*tch^* and lab^*icu^*
 Hue texts:
 $u^*_e = g75b$ $u^*_d = c20v$
 contrast reduction factor:
 $c_R = 0.9$
 triangle lightness t^*



FRS15_90; CIELAB data

	u^*_e	$L^*=L^*$	a^*	b^*	C^*_{ab}	h^*_{ab}
O _M	38.8	54.41	35.65	65.05	33	
Y _M	82.58	-4.04	92.72	92.8	92	
L _M	46.95	-55.83	39.15	68.19	145	
C _M	54.62	-25.67	-33.25	42.01	232	
V _M	20.01	45.64	-56.27	72.45	309	
M _M	40.88	71.17	-34.09	78.92	334	
N _M	15.0	0.43	-3.23	3.26	278	
W _M	90.0	0.62	-5.76	5.79	276	
R _M	39.92	58.74	27.99	65.07	25	
J _M	81.26	-2.89	71.56	71.62	92	
G _M	52.23	-42.42	13.6	44.55	162	
B _M	30.57	1.41	-46.47	46.49	272	

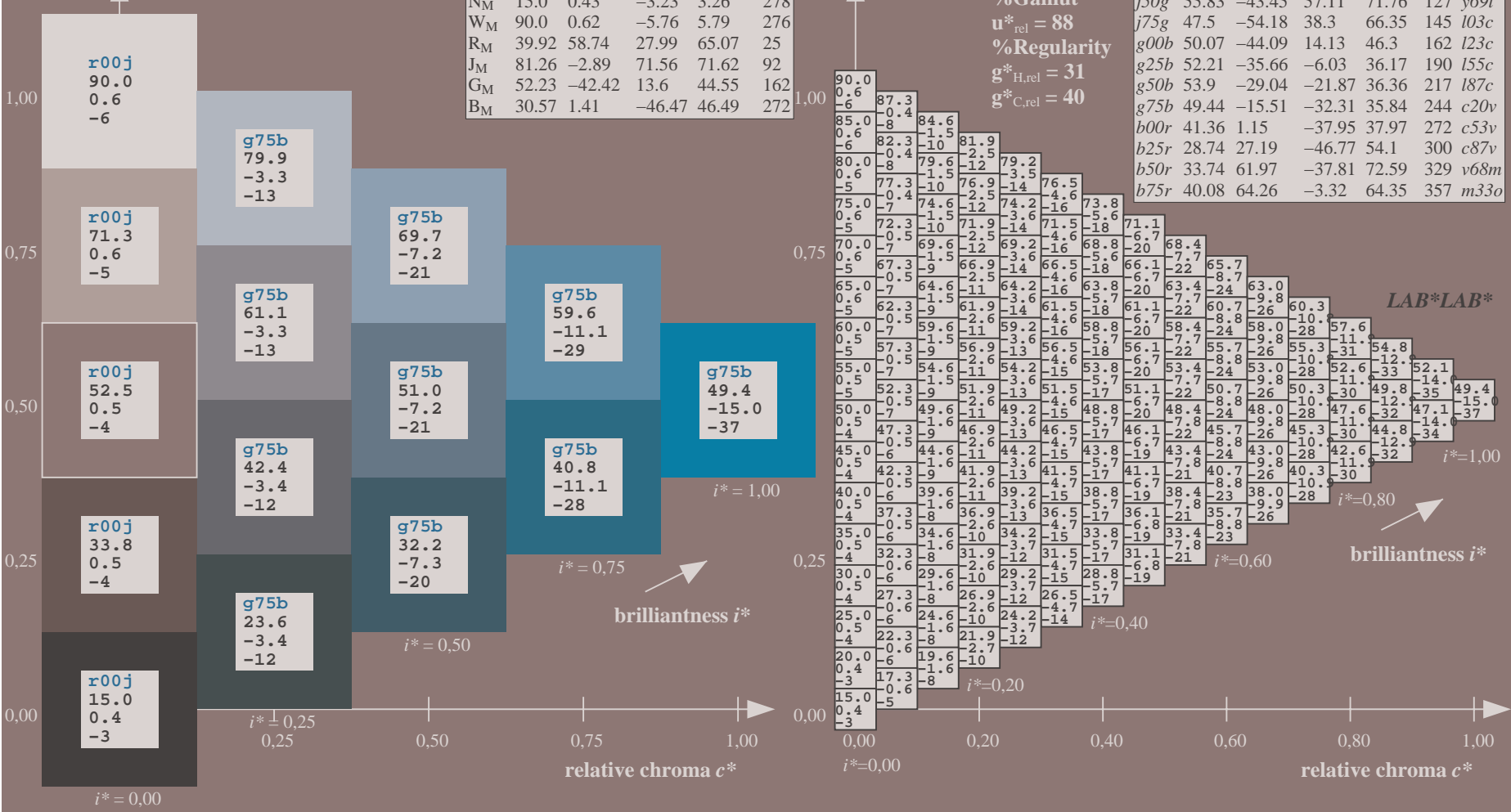
Data for maximum colour (Ma):

$LAB^*LAB^*_Ma$: 49 -16 -32
 $LAB^*LCH^*_Ma$: 49 36 244
 $lab^*rgb^*_Ma$: 0.0 0.5 1.0
 $lab^*olv^*_Ma$: 0.0 0.8 1.0
 triangle lightness t^*

FRS15_90a; adapted (a) CIELAB data

	u^*_e	$L^*=L^*_a$	a^*_a	b^*_a	$C^*_{ab,a}$	$h^*_{ab,a}$	u^*_d
r00j	39.18	56.94	27.13	63.07	25	m81o	
r25j	42.41	49.1	44.5	66.26	42	o10y	
r50j	52.78	35.22	58.37	68.17	59	o40y	
r75j	64.82	19.12	74.47	76.89	76	o69y	
j00g	82.06	-3.94	97.52	97.6	92	o98y	
j25g	67.26	-26.87	74.67	79.36	110	y34l	
j50g	55.83	-43.45	57.11	71.76	127	y69l	
j75g	47.5	-54.18	38.3	66.35	145	l03c	
g00b	50.07	-44.09	14.13	46.3	162	l23c	
g25b	52.21	-35.66	-6.03	36.17	190	l55c	
g50b	53.9	-29.04	-21.87	36.36	217	l87c	
g75b	49.44	-15.51	-32.31	35.84	244	c20v	
b00r	41.36	1.15	-37.95	37.97	272	c53v	
b25r	28.74	27.19	-46.77	54.1	300	c87v	
b50r	33.74	61.97	-37.81	72.59	329	v68m	
b75r	40.08	64.26	-3.32	64.35	357	m33o	

%Gamut
 $u^*_{rel} = 88$
 %Regularity
 $g^*_{H,rel} = 31$
 $g^*_{C,rel} = 40$

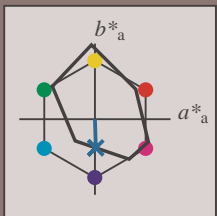


See for similar files: <http://www.ps.bam.de/Ee37/>; www.ps.bam.de/Ee37/
 Technical information: <http://www.ps.bam.de> Version 2.1, io=1,1, CIELAB, ColSpX=0

BAM registration: 20081001-Ee37/10L/L37E00FP.PS/ .PDF BAM material: code=rh4ta
 application for evaluation and measurement of printer or monitor systems

Input and output: Colorimetric Printer Reflective System FRS15_90a for relative CIELAB hue $h^* = lab^*h^* = h_{ab}/360 = 0.755$
 data for any colour:

lab^*tch^* and lab^*icu^*
 Hue texts:
 $u^*_e = b00r$ $u^*_d = c53v$
 contrast reduction factor:
 $c_R = 0.9$
 triangle lightness t^*



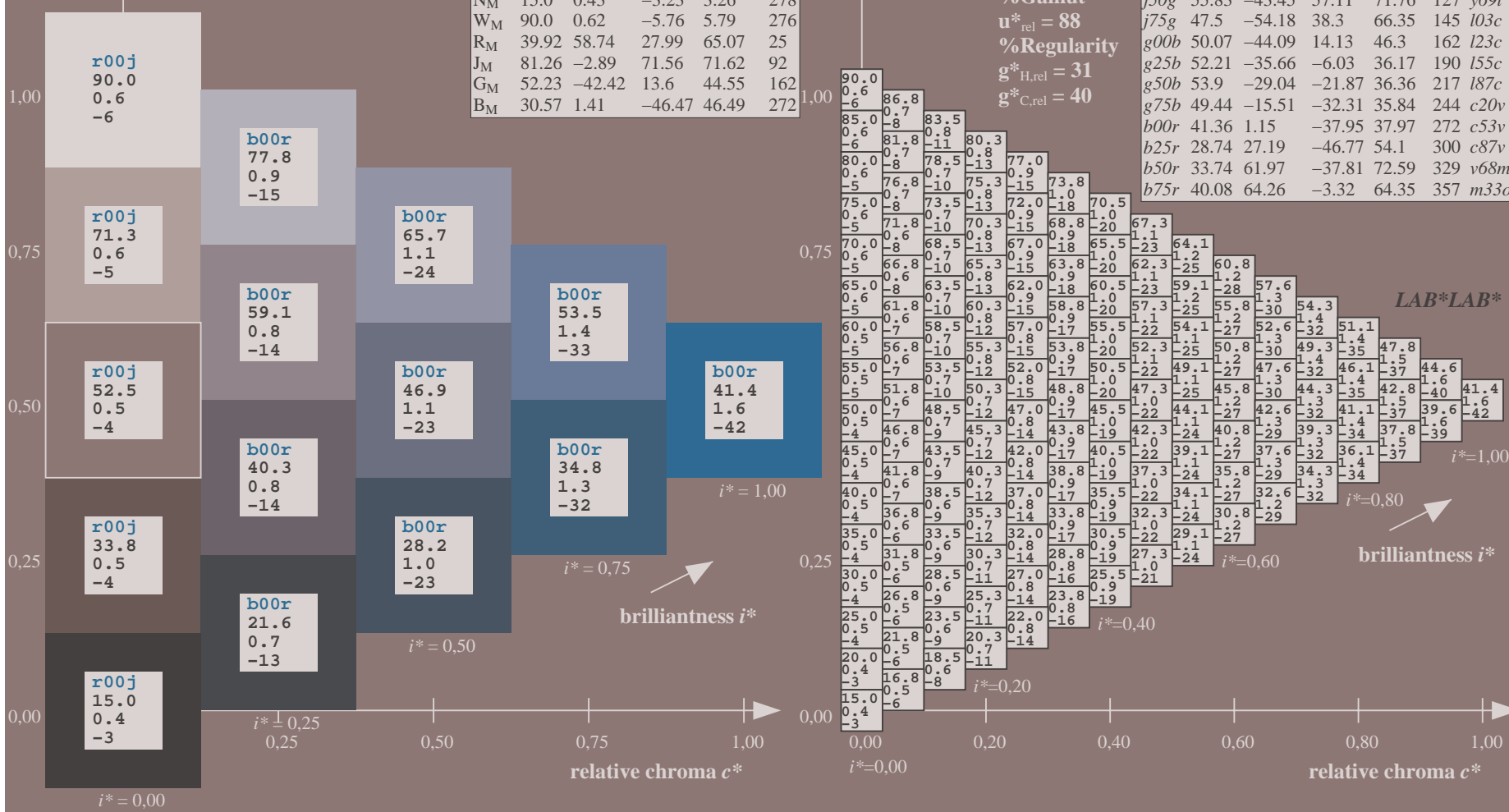
FRS15_90; CIELAB data						
	u^*_e	$L^*=L^*$	a^*	b^*	C^*_{ab}	h^*_{ab}
O _M	38.8	54.41	35.65	65.05	33	
Y _M	82.58	-4.04	92.72	92.8	92	
L _M	46.95	-55.83	39.15	68.19	145	
C _M	54.62	-25.67	-33.25	42.01	232	
V _M	20.01	45.64	-56.27	72.45	309	
M _M	40.88	71.17	-34.09	78.92	334	
N _M	15.0	0.43	-3.23	3.26	278	
W _M	90.0	0.62	-5.76	5.79	276	
R _M	39.92	58.74	27.99	65.07	25	
J _M	81.26	-2.89	71.56	71.62	92	
G _M	52.23	-42.42	13.6	44.55	162	
B _M	30.57	1.41	-46.47	46.49	272	

Data for maximum colour (Ma):

$LAB^*LAB^*_{Ma}$: 41 1 -38
 $LAB^*LCH^*_{Ma}$: 41 38 271
 $lab^*rgb^*_{Ma}$: 0.0 0.0 1.0
 $lab^*olv^*_{Ma}$: 0.0 0.47 1.0
 triangle lightness t^*

FRS15_90a; adapted (a) CIELAB data							
	u^*_e	$L^*=L^*_a$	a^*_a	b^*_a	$C^*_{ab,a}$	$h^*_{ab,a}$	u^*_d
r00j	39.18	56.94	27.13	63.07	25	m81o	
r25j	42.41	49.1	44.5	66.26	42	o10y	
r50j	52.78	35.22	58.37	68.17	59	o40y	
r75j	64.82	19.12	74.47	76.89	76	o69y	
j00g	82.06	-3.94	97.52	97.6	92	o98y	
j25g	67.26	-26.87	74.67	79.36	110	y34l	
j50g	55.83	-43.45	57.11	71.76	127	y69l	
j75g	47.5	-54.18	38.3	66.35	145	l03c	
g00b	50.07	-44.09	14.13	46.3	162	l23c	
g25b	52.21	-35.66	-6.03	36.17	190	l55c	
g50b	53.9	-29.04	-21.87	36.36	217	l87c	
g75b	49.44	-15.51	-32.31	35.84	244	c20v	
b00r	41.36	1.15	-37.95	37.97	272	c53v	
b25r	28.74	27.19	-46.77	54.1	300	c87v	
b50r	33.74	61.97	-37.81	72.59	329	v68m	
b75r	40.08	64.26	-3.32	64.35	357	m33o	

%Gamut
 $u^*_{rel} = 88$
 %Regularity
 $g^*_{H,rel} = 31$
 $g^*_{C,rel} = 40$

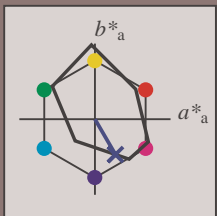


See for similar files: <http://www.ps.bam.de/Ee37/>; www.ps.bam.de/Ee37/; www.ps.bam.de/Ee37/
 Technical information: <http://www.ps.bam.de> Version 2.1, io=1,1, CIELAB, ColSpX=0

BAM registration: 20081001-Ee37/10L/L37E00FP.PS/.PDF BAM material: code=rh4ta
 application for evaluation and measurement of printer or monitor systems

Input and output: Colorimetric Printer Reflective System FRS15_90a for relative CIELAB hue $h^* = lab^*h^* = h_{ab}/360 = 0.834$
 data for any colour:
 lab^*tch^* and lab^*icu^*

Hue texts:
 $u^*_e = b25r$ $u^*_d = c87v$
 contrast reduction factor:
 $c_R = 0.9$
 triangle lightness t^*



FRS15_90; CIELAB data

	u^*_e	$L^*=L^*$	a^*	b^*	C^*_{ab}	h^*_{ab}
O _M	38.8	54.41	35.65	65.05	33	
Y _M	82.58	-4.04	92.72	92.8	92	
L _M	46.95	-55.83	39.15	68.19	145	
C _M	54.62	-25.67	-33.25	42.01	232	
V _M	20.01	45.64	-56.27	72.45	309	
M _M	40.88	71.17	-34.09	78.92	334	
N _M	15.0	0.43	-3.23	3.26	278	
W _M	90.0	0.62	-5.76	5.79	276	
R _M	39.92	58.74	27.99	65.07	25	
J _M	81.26	-2.89	71.56	71.62	92	
G _M	52.23	-42.42	13.6	44.55	162	
B _M	30.57	1.41	-46.47	46.49	272	

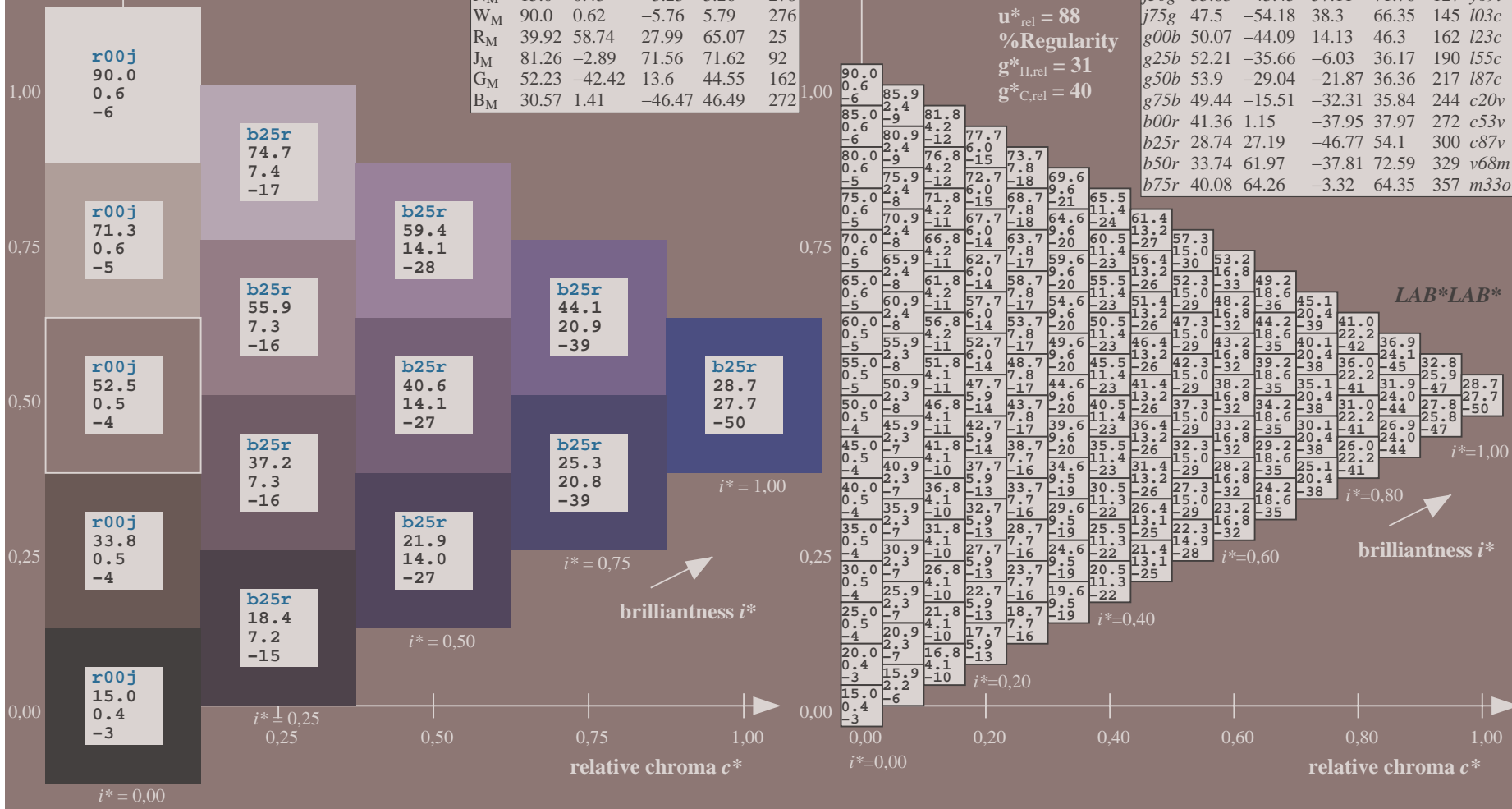
Data for maximum colour (Ma):

$LAB^*LAB^*_Ma: 29\ 27\ -47$
 $LAB^*LCH^*_Ma: 29\ 54\ 300$
 $lab^*rgb^*_Ma: 0.5\ 0.0\ 1.0$
 $lab^*olv^*_Ma: 0.0\ 0.12\ 1.0$
 triangle lightness t^*

FRS15_90a; adapted (a) CIELAB data

	u^*_e	$L^*=L^*_a$	a^*_a	b^*_a	$C^*_{ab,a}$	$h^*_{ab,a}$	u^*_d
r00j	39.18	56.94	27.13	63.07	25	m81o	
r25j	42.41	49.1	44.5	66.26	42	o10y	
r50j	52.78	35.22	58.37	68.17	59	o40y	
r75j	64.82	19.12	74.47	76.89	76	o69y	
j00g	82.06	-3.94	97.52	97.6	92	o98y	
j25g	67.26	-26.87	74.67	79.36	110	y34l	
j50g	55.83	-43.45	57.11	71.76	127	y69l	
j75g	47.5	-54.18	38.3	66.35	145	l03c	
g00b	50.07	-44.09	14.13	46.3	162	l23c	
g25b	52.21	-35.66	-6.03	36.17	190	l55c	
g50b	53.9	-29.04	-21.87	36.36	217	l87c	
g75b	49.44	-15.51	-32.31	35.84	244	c20v	
b00r	41.36	1.15	-37.95	37.97	272	c53v	
b25r	28.74	27.19	-46.77	54.1	300	c87v	
b50r	33.74	61.97	-37.81	72.59	329	v68m	
b75r	40.08	64.26	-3.32	64.35	357	m33o	

%Gamut
 $u^*_{rel} = 88$
 %Regularity
 $g^*_{H,rel} = 31$
 $g^*_{C,rel} = 40$

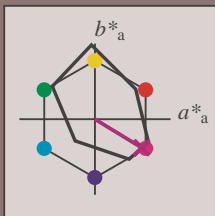


See for similar files: <http://www.ps.bam.de/Ee37/>; www.ps.bam.de/Ee37/
 Technical information: <http://www.ps.bam.de> Version 2.1, io=1,1, CIELAB, ColSpX=0

BAM registration: 20081001-Ee37/10L/L37E00FP.PS/ .PDF BAM material: code=rhadata
 application for evaluation and measurement of printer or monitor systems

Input and output: Colorimetric Printer Reflective System FRS15_90a for relative CIELAB hue $h^* = lab^*h^* = h_{ab}/360 = 0.913$
 data for any colour:
 lab^*tch^* and lab^*icu^*

Hue texts:
 $u^*_e = b50r$ $u^*_d = v68m$
 contrast reduction factor:
 $c_R = 0.9$
 triangle lightness t^*



FRS15_90; CIELAB data

	u^*_e	$L^*=L^*$	a^*	b^*	C^*_{ab}	h^*_{ab}
O _M	38.8	54.41	35.65	65.05	33	
Y _M	82.58	-4.04	92.72	92.8	92	
L _M	46.95	-55.83	39.15	68.19	145	
C _M	54.62	-25.67	-33.25	42.01	232	
V _M	20.01	45.64	-56.27	72.45	309	
M _M	40.88	71.17	-34.09	78.92	334	
N _M	15.0	0.43	-3.23	3.26	278	
W _M	90.0	0.62	-5.76	5.79	276	
R _M	39.92	58.74	27.99	65.07	25	
J _M	81.26	-2.89	71.56	71.62	92	
G _M	52.23	-42.42	13.6	44.55	162	
B _M	30.57	1.41	-46.47	46.49	272	

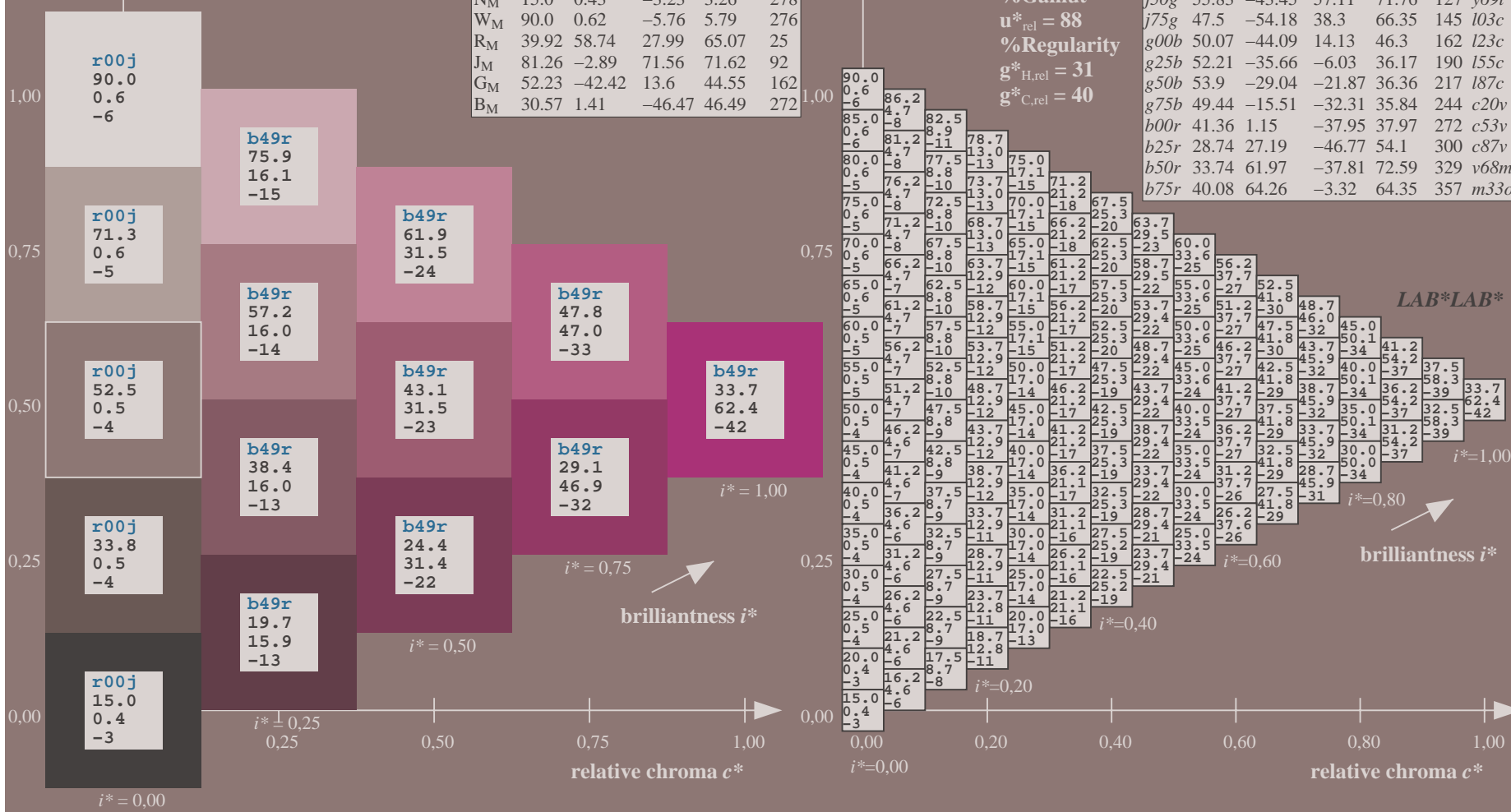
Data for maximum colour (Ma):

$LAB^*LAB^*_{Ma}: 34\ 62\ -38$
 $LAB^*LCH^*_{Ma}: 34\ 73\ 328$
 $lab^*rgb^*_{Ma}: 1.0\ 0.0\ 1.0$
 $lab^*olv^*_{Ma}: 0.68\ 0.0\ 1.0$
 triangle lightness t^*

FRS15_90a; adapted (a) CIELAB data

	u^*_e	$L^*=L^*_a$	a^*_a	b^*_a	$C^*_{ab,a}$	$h^*_{ab,a}$	u^*_d
r00j	39.18	56.94	27.13	63.07	25	m81o	
r25j	42.41	49.1	44.5	66.26	42	o10y	
r50j	52.78	35.22	58.37	68.17	59	o40y	
r75j	64.82	19.12	74.47	76.89	76	o69y	
j00g	82.06	-3.94	97.52	97.6	92	o98y	
j25g	67.26	-26.87	74.67	79.36	110	y34l	
j50g	55.83	-43.45	57.11	71.76	127	y69l	
j75g	47.5	-54.18	38.3	66.35	145	l03c	
g00b	50.07	-44.09	14.13	46.3	162	l23c	
g25b	52.21	-35.66	-6.03	36.17	190	l55c	
g50b	53.9	-29.04	-21.87	36.36	217	l87c	
g75b	49.44	-15.51	-32.31	35.84	244	c20v	
b00r	41.36	1.15	-37.95	37.97	272	c53v	
b25r	28.74	27.19	-46.77	54.1	300	c87v	
b50r	33.74	61.97	-37.81	72.59	329	v68m	
b75r	40.08	64.26	-3.32	64.35	357	m33o	

%Gamut
 $u^*_{rel} = 88$
 %Regularity
 $g^*_{H,rel} = 31$
 $g^*_{C,rel} = 40$

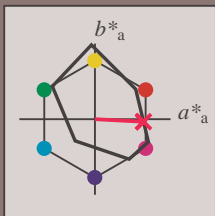


See for similar files: <http://www.ps.bam.de/Ee37/>; www.ps.bam.de/Ee37/; www.ps.bam.de/Ee37/
 Technical information: <http://www.ps.bam.de> Version 2.1, io=1,1, CIELAB, ColSpX=0

BAM registration: 20081001-Ee37/10L/L37E00FP.PS/ .PDF BAM material: code=rh4ta
 application for evaluation and measurement of printer or monitor systems

Input and output: Colorimetric Printer Reflective System FRS15_90a for relative CIELAB hue $h^* = lab^*h^* = h_{ab}/360 = 0.992$
 data for any colour:
 lab^*tch^* and lab^*icu^*

Hue texts:
 $u^*_e = b75r$ $u^*_d = m33o$
 contrast reduction factor:
 $c_R = 0.9$
 triangle lightness t^*



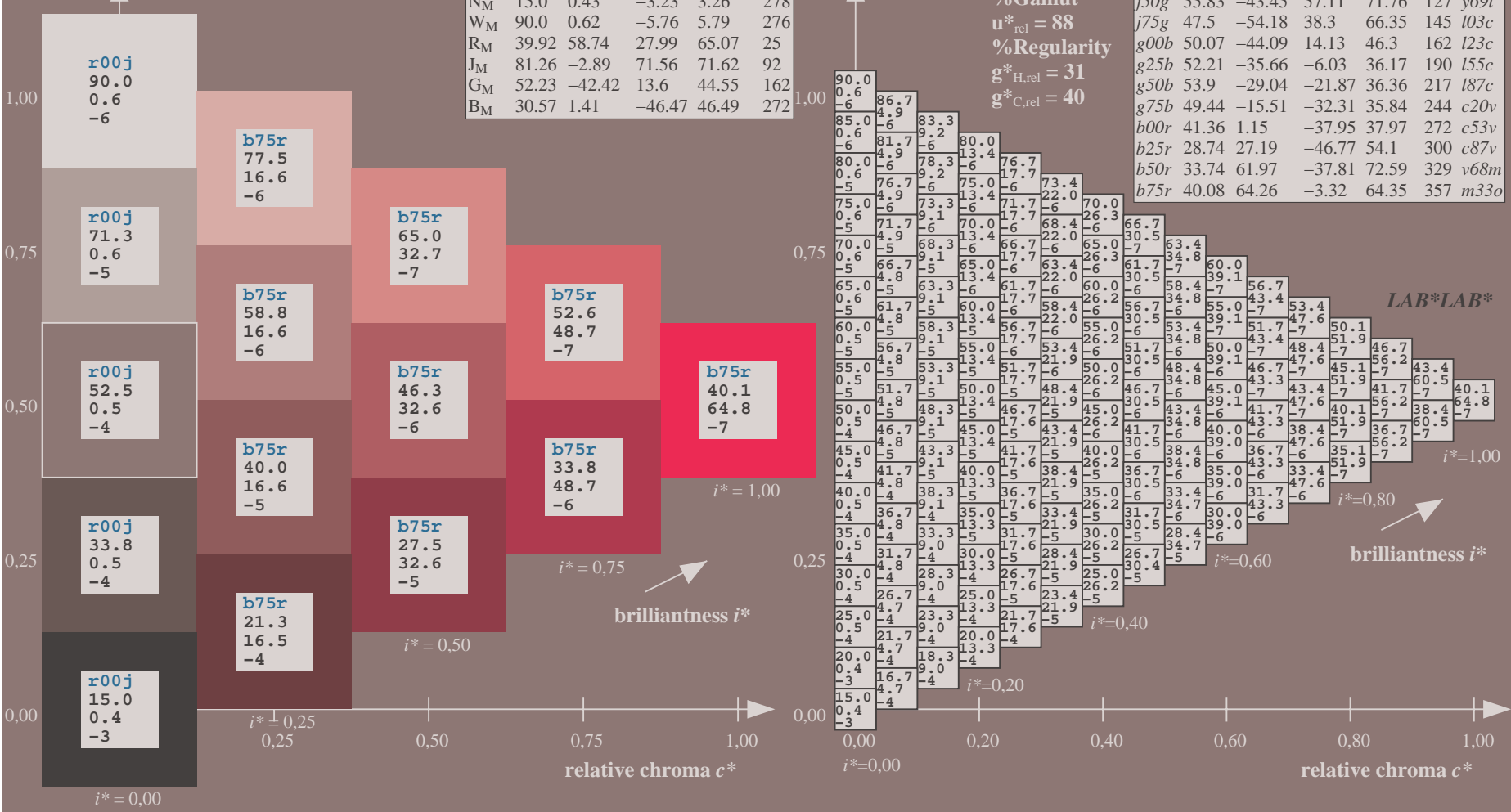
FRS15_90; CIELAB data						
	u^*_e	$L^*=L^*_a$	a^*	b^*	C^*_{ab}	h^*_{ab}
O _M	38.8	54.41	35.65	65.05	33	
Y _M	82.58	-4.04	92.72	92.8	92	
L _M	46.95	-55.83	39.15	68.19	145	
C _M	54.62	-25.67	-33.25	42.01	232	
V _M	20.01	45.64	-56.27	72.45	309	
M _M	40.88	71.17	-34.09	78.92	334	
N _M	15.0	0.43	-3.23	3.26	278	
W _M	90.0	0.62	-5.76	5.79	276	
R _M	39.92	58.74	27.99	65.07	25	
J _M	81.26	-2.89	71.56	71.62	92	
G _M	52.23	-42.42	13.6	44.55	162	
B _M	30.57	1.41	-46.47	46.49	272	

Data for maximum colour (Ma):

$LAB^*LAB^*_Ma: 40\ 64\ -3$
 $LAB^*LCH^*_Ma: 40\ 64\ 357$
 $lab^*rgb^*_Ma: 1.0\ 0.0\ 0.5$
 $lab^*olv^*_Ma: 1.0\ 0.0\ 0.66$
 triangle lightness t^*

FRS15_90a; adapted (a) CIELAB data							
	u^*_e	$L^*=L^*_a$	a^*_a	b^*_a	$C^*_{ab,a}$	$h^*_{ab,a}$	u^*_d
r00j	39.18	56.94	27.13	63.07	25	m81o	
r25j	42.41	49.1	44.5	66.26	42	o10y	
r50j	52.78	35.22	58.37	68.17	59	o40y	
r75j	64.82	19.12	74.47	76.89	76	o69y	
j00g	82.06	-3.94	97.52	97.6	92	o98y	
j25g	67.26	-26.87	74.67	79.36	110	y34l	
j50g	55.83	-43.45	57.11	71.76	127	y69l	
j75g	47.5	-54.18	38.3	66.35	145	l03c	
g00b	50.07	-44.09	14.13	46.3	162	l23c	
g25b	52.21	-35.66	-6.03	36.17	190	l55c	
g50b	53.9	-29.04	-21.87	36.36	217	l87c	
g75b	49.44	-15.51	-32.31	35.84	244	c20v	
b00r	41.36	1.15	-37.95	37.97	272	c53v	
b25r	28.74	27.19	-46.77	54.1	300	c87v	
b50r	33.74	61.97	-37.81	72.59	329	v68m	
b75r	40.08	64.26	-3.32	64.35	357	m33o	

%Gamut
 $u^*_{rel} = 88$
 %Regularity
 $g^*_{H,rel} = 31$
 $g^*_{C,rel} = 40$



See for similar files: <http://www.ps.bam.de/Ee37/>; www.ps.bam.de/Ee37/; www.ps.bam.de/Ee37/
 Technical information: <http://www.ps.bam.de> Version 2.1, io=1,1, CIELAB, ColSpX=0

BAM registration: 20081001-Ee37/10L/L37E00FP.PS/ .PDF BAM material: code=rhadata
 application for evaluation and measurement of printer or monitor systems

See for similar files: <http://www.ps.bam.de/Ee37/>; www.ps.bam.de/Ee37/
 Technical information: <http://www.ps.bam.de>

Version 2.1, io=1, CIE/LAB, ColSpX=0

BAM registration: 20081001-Ee37/10L/L37E00FP.PS/.PDF
 application for evaluation and measurement of printer or monitor systems

BAM material: code=rh4ta

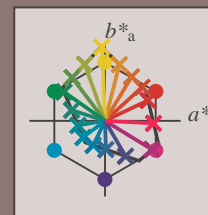
	A	B	C	D	E	F	G	H	I	J	K	L	M	N	O	P	Q	R	S	T	U	V	W	X	Y	Z	a	b	c	d	e	f	g	h	i	j	k	LAB*LAB*																																																																																																																																																																																																																																																																																																																																																																																																																																																																																																																																																																																																																																																																																																																																																																																																																																																																																																																																																																																																																																																																																											
01	15.0	19.0	23.0	27.0	31.0	35.0	39.0	43.0	47.0	51.0	55.0	59.0	63.0	67.0	71.0	75.0	79.0	83.0	87.0	91.0	95.0	99.0	103.0	107.0	111.0	115.0	119.0	123.0	127.0	131.0	135.0	139.0	143.0	147.0	151.0	155.0	159.0	163.0	167.0	171.0	175.0	179.0	183.0	187.0	191.0	195.0	199.0	203.0	207.0	211.0	215.0	219.0	223.0	227.0	231.0	235.0	239.0	243.0	247.0	251.0	255.0	259.0	263.0	267.0	271.0	275.0	279.0	283.0	287.0	291.0	295.0	299.0	303.0	307.0	311.0	315.0	319.0	323.0	327.0	331.0	335.0	339.0	343.0	347.0	351.0	355.0	359.0	363.0	367.0	371.0	375.0	379.0	383.0	387.0	391.0	395.0	399.0	403.0	407.0	411.0	415.0	419.0	423.0	427.0	431.0	435.0	439.0	443.0	447.0	451.0	455.0	459.0	463.0	467.0	471.0	475.0	479.0	483.0	487.0	491.0	495.0	499.0	503.0	507.0	511.0	515.0	519.0	523.0	527.0	531.0	535.0	539.0	543.0	547.0	551.0	555.0	559.0	563.0	567.0	571.0	575.0	579.0	583.0	587.0	591.0	595.0	599.0	603.0	607.0	611.0	615.0	619.0	623.0	627.0	631.0	635.0	639.0	643.0	647.0	651.0	655.0	659.0	663.0	667.0	671.0	675.0	679.0	683.0	687.0	691.0	695.0	699.0	703.0	707.0	711.0	715.0	719.0	723.0	727.0	731.0	735.0	739.0	743.0	747.0	751.0	755.0	759.0	763.0	767.0	771.0	775.0	779.0	783.0	787.0	791.0	795.0	799.0	803.0	807.0	811.0	815.0	819.0	823.0	827.0	831.0	835.0	839.0	843.0	847.0	851.0	855.0	859.0	863.0	867.0	871.0	875.0	879.0	883.0	887.0	891.0	895.0	899.0	903.0	907.0	911.0	915.0	919.0	923.0	927.0	931.0	935.0	939.0	943.0	947.0	951.0	955.0	959.0	963.0	967.0	971.0	975.0	979.0	983.0	987.0	991.0	995.0	999.0	1003.0	1007.0	1011.0	1015.0	1019.0	1023.0	1027.0	1031.0	1035.0	1039.0	1043.0	1047.0	1051.0	1055.0	1059.0	1063.0	1067.0	1071.0	1075.0	1079.0	1083.0	1087.0	1091.0	1095.0	1099.0	1103.0	1107.0	1111.0	1115.0	1119.0	1123.0	1127.0	1131.0	1135.0	1139.0	1143.0	1147.0	1151.0	1155.0	1159.0	1163.0	1167.0	1171.0	1175.0	1179.0	1183.0	1187.0	1191.0	1195.0	1199.0	1203.0	1207.0	1211.0	1215.0	1219.0	1223.0	1227.0	1231.0	1235.0	1239.0	1243.0	1247.0	1251.0	1255.0	1259.0	1263.0	1267.0	1271.0	1275.0	1279.0	1283.0	1287.0	1291.0	1295.0	1299.0	1303.0	1307.0	1311.0	1315.0	1319.0	1323.0	1327.0	1331.0	1335.0	1339.0	1343.0	1347.0	1351.0	1355.0	1359.0	1363.0	1367.0	1371.0	1375.0	1379.0	1383.0	1387.0	1391.0	1395.0	1399.0	1403.0	1407.0	1411.0	1415.0	1419.0	1423.0	1427.0	1431.0	1435.0	1439.0	1443.0	1447.0	1451.0	1455.0	1459.0	1463.0	1467.0	1471.0	1475.0	1479.0	1483.0	1487.0	1491.0	1495.0	1499.0	1503.0	1507.0	1511.0	1515.0	1519.0	1523.0	1527.0	1531.0	1535.0	1539.0	1543.0	1547.0	1551.0	1555.0	1559.0	1563.0	1567.0	1571.0	1575.0	1579.0	1583.0	1587.0	1591.0	1595.0	1599.0	1603.0	1607.0	1611.0	1615.0	1619.0	1623.0	1627.0	1631.0	1635.0	1639.0	1643.0	1647.0	1651.0	1655.0	1659.0	1663.0	1667.0	1671.0	1675.0	1679.0	1683.0	1687.0	1691.0	1695.0	1699.0	1703.0	1707.0	1711.0	1715.0	1719.0	1723.0	1727.0	1731.0	1735.0	1739.0	1743.0	1747.0	1751.0	1755.0	1759.0	1763.0	1767.0	1771.0	1775.0	1779.0	1783.0	1787.0	1791.0	1795.0	1799.0	1803.0	1807.0	1811.0	1815.0	1819.0	1823.0	1827.0	1831.0	1835.0	1839.0	1843.0	1847.0	1851.0	1855.0	1859.0	1863.0	1867.0	1871.0	1875.0	1879.0	1883.0	1887.0	1891.0	1895.0	1899.0	1903.0	1907.0	1911.0	1915.0	1919.0	1923.0	1927.0	1931.0	1935.0	1939.0	1943.0	1947.0	1951.0	1955.0	1959.0	1963.0	1967.0	1971.0	1975.0	1979.0	1983.0	1987.0	1991.0	1995.0	1999.0	2003.0	2007.0	2011.0	2015.0	2019.0	2023.0	2027.0	2031.0	2035.0	2039.0	2043.0	2047.0	2051.0	2055.0	2059.0	2063.0	2067.0	2071.0	2075.0	2079.0	2083.0	2087.0	2091.0	2095.0	2099.0	2103.0	2107.0	2111.0	2115.0	2119.0	2123.0	2127.0	2131.0	2135.0	2139.0	2143.0	2147.0	2151.0	2155.0	2159.0	2163.0	2167.0	2171.0	2175.0	2179.0	2183.0	2187.0	2191.0	2195.0	2199.0	2203.0	2207.0	2211.0	2215.0	2219.0	2223.0	2227.0	2231.0	2235.0	2239.0	2243.0	2247.0	2251.0	2255.0	2259.0	2263.0	2267.0	2271.0	2275.0	2279.0	2283.0	2287.0	2291.0	2295.0	2299.0	2303.0	2307.0	2311.0	2315.0	2319.0	2323.0	2327.0	2331.0	2335.0	2339.0	2343.0	2347.0	2351.0	2355.0	2359.0	2363.0	2367.0	2371.0	2375.0	2379.0	2383.0	2387.0	2391.0	2395.0	2399.0	2403.0	2407.0	2411.0	2415.0	2419.0	2423.0	2427.0	2431.0	2435.0	2439.0	2443.0	2447.0	2451.0	2455.0	2459.0	2463.0	2467.0	2471.0	2475.0	2479.0	2483.0	2487.0	2491.0	2495.0	2499.0	2503.0	2507.0	2511.0	2515.0	2519.0	2523.0	2527.0	2531.0	2535.0	2539.0	2543.0	2547.0	2551.0	2555.0	2559.0	2563.0	2567.0	2571.0	2575.0	2579.0	2583.0	2587.0	2591.0	2595.0	2599.0	2603.0	2607.0	2611.0	2615.0	2619.0	2623.0	2627.0	2631.0	2635.0	2639.0	2643.0	2647.0	2651.0	2655.0	2659.0	2663.0	2667.0	2671.0	2675.0	2679.0	2683.0	2687.0	2691.0	2695.0	2699.0	2703.0	2707.0	2711.0	2715.0	2719.0	2723.0	2727.0	2731.0	2735.0	2739.0	2743.0	2747.0	2751.0	2755.0	2759.0	2763.0	2767.0	2771.0	2775.0	2779.0	2783.0	2787.0	2791.0	2795.0	2799.0	2803.0	2807.0	2811.0	2815.0	2819.0	2823.0	2827.0	2831.0	2835.0	2839.0	2843.0	2847.0	2851.0	2855.0	2859.0	2863.0	2867.0	2871.0	2875.0	2879.0	2883.0	2887.0	2891.0	2895.0	2899.0	2903.0	2907.0	2911.0	2915.0	2919.0	2923.0	2927.0	2931.0	2935.0	2939.0	2943.0	2947.0	2951.0	2955.0	2959.0	2963.0	2967.0	2971.0	2975.0	2979.0	2983.0	2987.0	2991.0	2995.0	2999.0	3003.0	3007.0	3011.0	3015.0	3019.0	3023.0	3027.0	3031.0	3035.0	3039.0	3043.0	3047.0	3051.0	3055.0	3059.0	3063.0	3067.0	3071.0	3075.0	3079.0	3083.0	3087.0	3091.0	3095.0	3099.0	3103.0	3107.0	3111.0	3115.0	3119.0	3123.0	3127.0	3131.0	3135.0	3139.0	3143.0	3147.0	3151.0	3155.0	3159.0	3163.0	3167.0	3171.0	3175.0	3179.0	3183.0	3187.0	3191.0	3195.0	3199.0	3203.0	3207.0	3211.0	3215.0	3219.0	3223.0	3227.0	3231.0	3235.0	3239.0	3243.0	3247.0	3251.0	3255.0	3259.0	3263.0	3267.0	3271.0	3275.0	3279.0	3283.0	3287.0	3291.0	3295.0	3299.0	3303.0	3307.0	3311.0	3315.0	3319.0	3323.0	3327.0	3331.0	3335.0	3339.0	3343.0	3347.0	3351.0	3355.0	3359.0	3363.0	3367.0	3371.0	3375.0	3379.0	3383.0	3387.0	3391.0	3395.0	3399.0	3403.0	3407.0	3411.0	3415.0	3419.0	3423.0	3427.0	3431.0	3435.0	3439.0	3443.0	3447.0	3451.0	3455.0	3459.0	3463.0	3467.0	3471.0	3475.0	3479.0	3483.0	3487.0	3491.0	3495.0	3499.0	3503.0	3507.0	3511.0	3515.0	3519.0	3523.0	3527.0	3531.0	3535.0	3539.0	3543.0	3547.0	3551.0	3555.0	3559.0	3563.0	3567.0	3571.0	3575.0	3579.0	3583.0	3587.0	3591.0	3595.0	3599.0	3603.0	3607.0	3611.0	3615.0	3619.0	3623.0	3627.0	3631.0	3635.0	3639.0	3643.0	3647.0	3651.0	3655.0	3659.0	3663.0	3667.0	3671.0	3675.0	3679.0	3683.0	3687.0	3691.0	3695.0	3699.0	3703.0	3707.0	3711.0	3715.0	3719.0	3723.0	3727.0	3731.0	3735.0	3739.0	3743.0	3747.0	3751.0	3755.0	3759.0	3763.0	3767.0	3771.0	3775.0	3779.0	3783.0	3787.0	3791.0	3795.0	3799.0	3803.0	3807.0	3811.0	3815.0	3819.0	3823.0	3827.0	3831.0	3835.0	3839.0	3843.0	3847.0	3851.0	3855.0	3859.0	3863.0	3867.0	3871.0	3875.0	3879.0	3883.0	3887.0	3891.0	3895.0	3899.0	3903.0	3907.0	3911.0	3915.0	3919.0	3923.0	3927.0	3931.0	3935.0	3939.0	3943.0	3947.0	3951.0	3955.0	3959.0	3963.0	3967.0	3971.0	3975.0	3979.0	3983.0	3987.0	3991.0	3995.0	3999.0	4003.0	4007.0	4011.0	4015.0	4019.0	4023.0	4027.0	4031.0	4035.0	4039.0	4043.0	4047.0	4051.0	4055.0	4059.0	4063.0	4067.0	4071.0	4075.0	4079.0	4083.0	4087.0	4091.0	4095.0	4099.0	4103.0	4107.0	4111.0	4115.0	4119.0	4123.0	4127.0	4131.0	4135.0	4139.0	4143.0	4147.0	4151.0	4155.0	4159.0	4163.0	4167.0	4171.0	4175.0	4179.0	4183.0	4187.0	4191.0	4195.0	4199.0	4203.0	4207.0	4211.0	4215.0	4219.0	4223.0	4227.0	4231.0	4235.0	4239.0	4243.0	4247.0	4251.0	4255.0	4259.0	4263.0	4267.0	4271.0	4275.0	4279.0	4283.0	4287.0	4291.0	4295.0	4299.0	4303.0	4307.0	4311.0	4315.0	4319.0	4323.0	4327.0	4331.0	4335.0	4339.0	4343.0	4347.0	4351.0	4355.0	4359.0	4363.0	43

Input and output:
 Colorimetric Printer Reflective System FRS15_90a
 data for any colour:

u^*_e and number *no.* = 00 .. 15
 elementary hue text:
 $u^*_e = 16$ hues *r00j, r25j, ..., b75r*
 contrast reduction factor:
 $c_R = 0.9$

FRS15_90a; adapted (a) CIELAB data

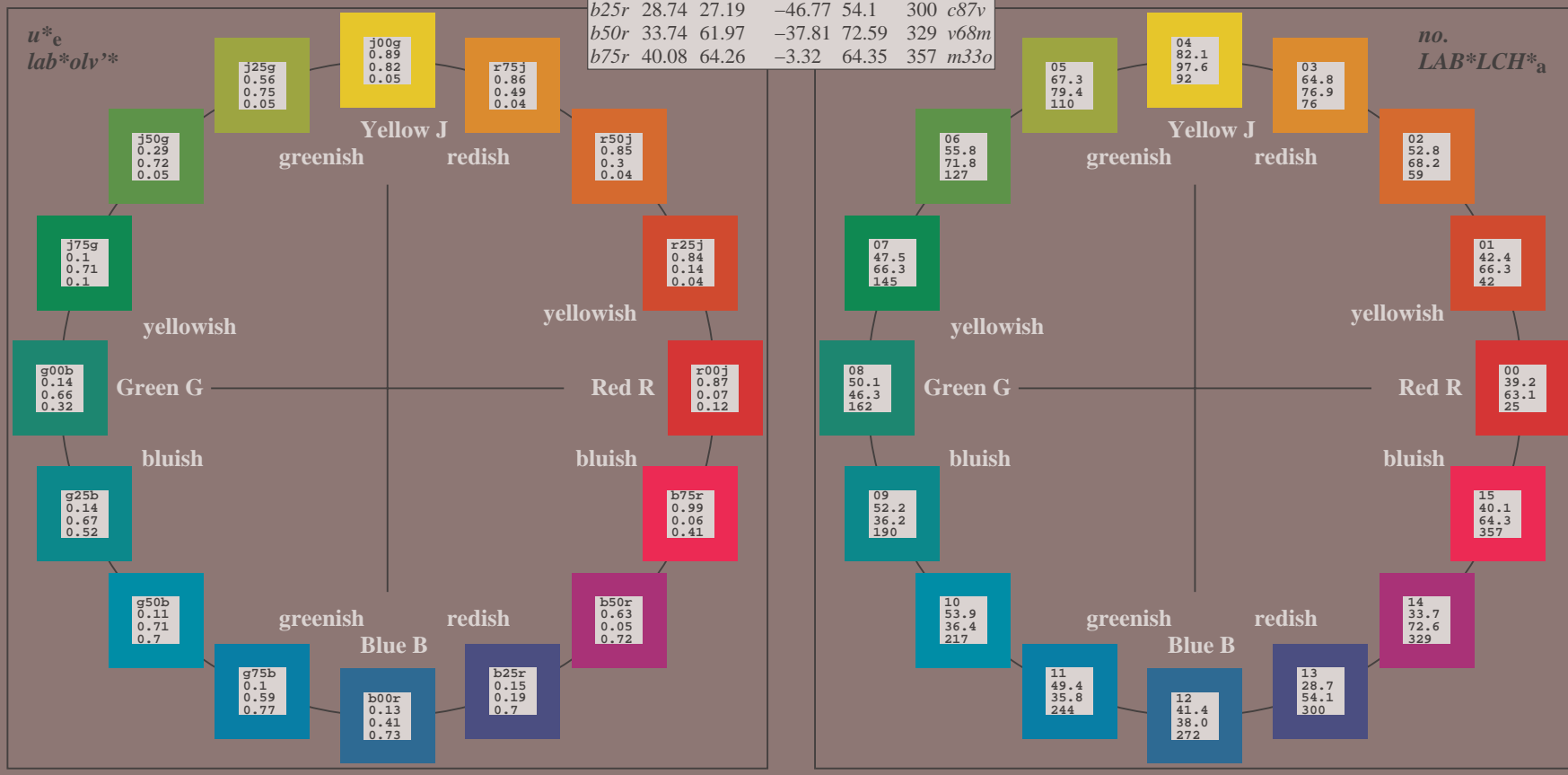
u^*_e	$L^*=L^*_a$	a^*_a	b^*_a	$C^*_{ab,a}$	$h^*_{ab,a}$	u^*_d
r00j	39.18	56.94	27.13	63.07	25	m81o
r25j	42.41	49.1	44.5	66.26	42	o10y
r50j	52.78	35.22	58.37	68.17	59	o40y
r75j	64.82	19.12	74.47	76.89	76	o69y
j00g	82.06	-3.94	97.52	97.6	92	o98y
j25g	67.26	-26.87	74.67	79.36	110	y34l
j50g	55.83	-43.45	57.11	71.76	127	y69l
j75g	47.5	-54.18	38.3	66.35	145	l03c
g00b	50.07	-44.09	14.13	46.3	162	l23c
g25b	52.21	-35.66	-6.03	36.17	190	l55c
g50b	53.9	-29.04	-21.87	36.36	217	l87c
g75b	49.44	-15.51	-32.31	35.84	244	c20v
b00r	41.36	1.15	-37.95	37.97	272	c53v
b25r	28.74	27.19	-46.77	54.1	300	c87v
b50r	33.74	61.97	-37.81	72.59	329	v68m
b75r	40.08	64.26	-3.32	64.35	357	m33o



%Gamut
 $u^*_{rel} = 88$
 %Regularity
 $g^*_{H,rel} = 31$
 $g^*_{C,rel} = 40$

FRS15_90a; CIELAB data

Name	$L^*=L^*$	a^*	b^*	C^*_{ab}	h^*_{ab}
O _M	38.8	54.41	35.65	65.05	33
Y _M	82.58	-4.04	92.72	92.8	92
L _M	46.95	-55.83	39.15	68.19	145
C _M	54.62	-25.67	-33.25	42.01	232
V _M	20.01	45.64	-56.27	72.45	309
M _M	40.88	71.17	-34.09	78.92	334
N _M	15.0	0.43	-3.23	3.26	278
W _M	90.0	0.62	-5.76	5.79	276
R _{CIE}	39.92	58.74	27.99	65.07	25
J _{CIE}	81.26	-2.89	71.56	71.62	92
G _{CIE}	52.23	-42.42	13.6	44.55	162
B _{CIE}	30.57	1.41	-46.47	46.49	272

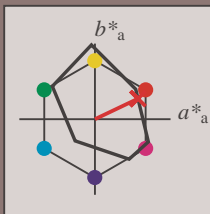


See for similar files: <http://www.ps.bam.de/Ee37/>; www.ps.bam.de/Ee.HTM
 Technical information: <http://www.ps.bam.de> Version 2.1, io=1,1, CIELAB, ColSpX=0

BAM registration: 20081001-Ee37/10L/L37E00FP.PS/ .PDF BAM material: code=rh4ta
 application for evaluation and measurement of printer or monitor systems

Input and output: Colorimetric Printer Reflective System FRS15_90a for relative CIELAB hue $h^* = lab^*h^* = h_{ab}/360 = 0.071$
 data for any colour:
 lab^*tch^* and lab^*icu^*

Hue texts:
 $u^*_e = r00j$ $u^*_d = m81o$
 contrast reduction factor:
 $c_R = 0.9$
 triangle lightness t^*



FRS15_90a; CIELAB data

	u^*_e	$L^*=L^*$	a^*	b^*	C^*_{ab}	h^*_{ab}
O _M	38.8	54.41	35.65	65.05	33	
Y _M	82.58	-4.04	92.72	92.8	92	
L _M	46.95	-55.83	39.15	68.19	145	
C _M	54.62	-25.67	-33.25	42.01	232	
V _M	20.01	45.64	-56.27	72.45	309	
M _M	40.88	71.17	-34.09	78.92	334	
N _M	15.0	0.43	-3.23	3.26	278	
W _M	90.0	0.62	-5.76	5.79	276	
R _M	39.92	58.74	27.99	65.07	25	
J _M	81.26	-2.89	71.56	71.62	92	
G _M	52.23	-42.42	13.6	44.55	162	
B _M	30.57	1.41	-46.47	46.49	272	

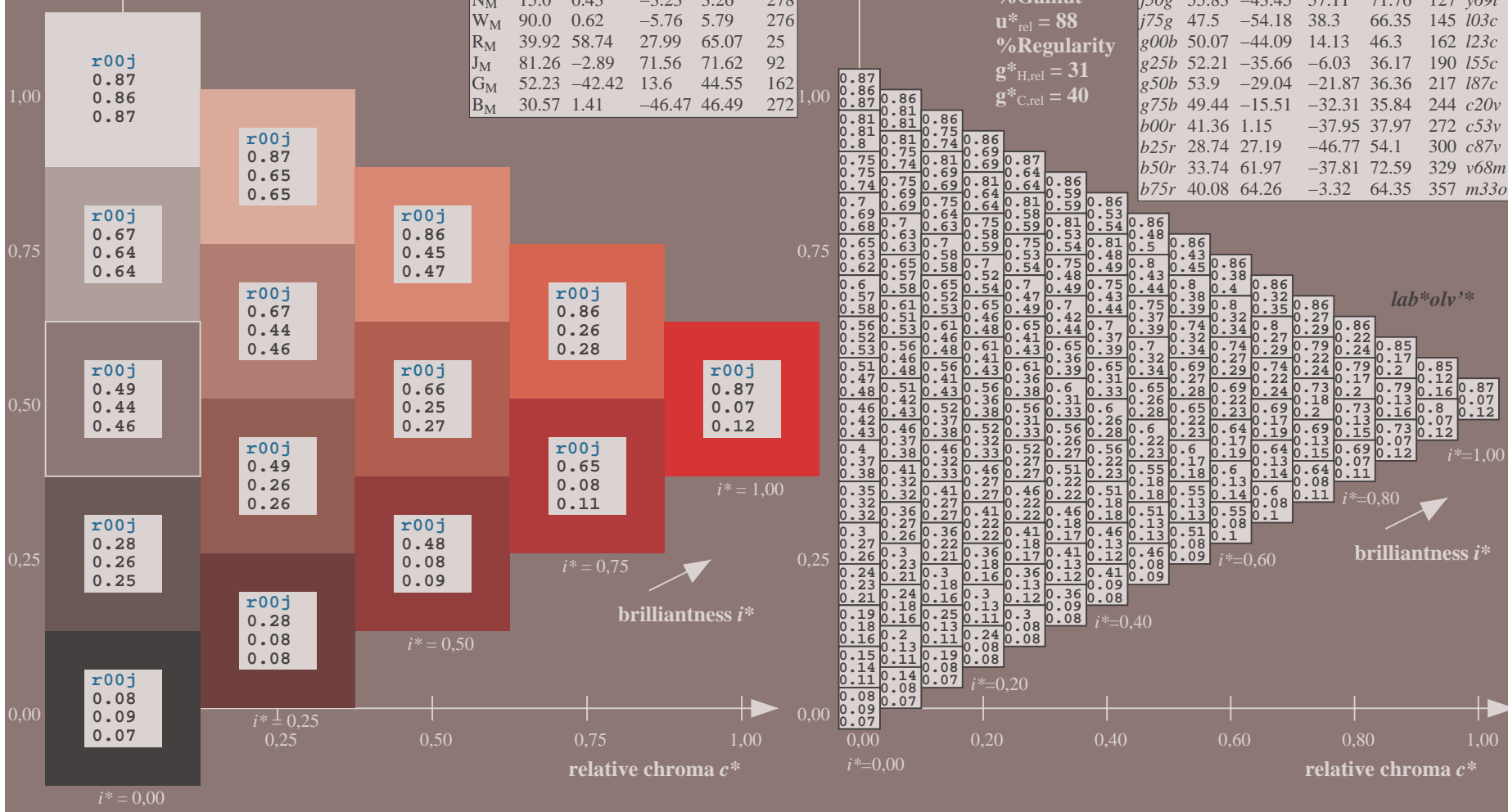
Data for maximum colour (M_a):

$LAB^*LAB^*_M_a$: 39 57 27
 $LAB^*LCH^*_M_a$: 39 63 25
 $lab^*rgb^*_M_a$: 1.0 0.0 0.0
 $lab^*olv^*_M_a$: 1.0 0.0 0.18
 triangle lightness t^*

FRS15_90a; adapted (a) CIELAB data

	u^*_e	$L^*=L^*_a$	a^*_a	b^*_a	$C^*_{ab,a}$	$h^*_{ab,a}$	u^*_d
r00j	39.18	56.94	27.13	63.07	25	m81o	
r25j	42.41	49.1	44.5	66.26	42	o10y	
r50j	52.78	35.22	58.37	68.17	59	o40y	
r75j	64.82	19.12	74.47	76.89	76	o69y	
j00g	82.06	-3.94	97.52	97.6	92	o98y	
j25g	67.26	-26.87	74.67	79.36	110	y34l	
j50g	55.83	-43.45	57.11	71.76	127	y69l	
j75g	47.5	-54.18	38.3	66.35	145	l03c	
g00b	50.07	-44.09	14.13	46.3	162	l23c	
g25b	52.21	-35.66	-6.03	36.17	190	l55c	
g50b	53.9	-29.04	-21.87	36.36	217	l87c	
g75b	49.44	-15.51	-32.31	35.84	244	c20v	
b00r	41.36	1.15	-37.95	37.97	272	c53v	
b25r	28.74	27.19	-46.77	54.1	300	c87v	
b50r	33.74	61.97	-37.81	72.59	329	v68m	
b75r	40.08	64.26	-3.32	64.35	357	m33o	

%Gamut
 $u^*_{rel} = 88$
 %Regularity
 $g^*_{H,rel} = 31$
 $g^*_{C,rel} = 40$

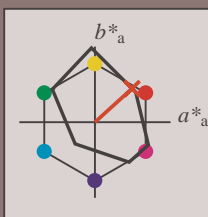


See for similar files: <http://www.ps.bam.de/Ee37/>; www.ps.bam.de/Ee37/10L/L37E00FP.PS/ .PDF
 Technical information: <http://www.ps.bam.de> Version 2.1, io=1,1, CIELAB, ColSpX=0

BAM registration: 20081001-Ee37/10L/L37E00FP.PS/ .PDF BAM material: code=rh4ta
 application for evaluation and measurement of printer or monitor systems

Input and output: Colorimetric Printer Reflective System FRS15_90a for relative CIELAB hue $h^* = lab^*h^* = h_{ab}/360 = 0.117$
 data for any colour:
 lab^*tch^* and lab^*icu^*

Hue texts:
 $u^*_e = r25j$ $u^*_d = o10y$
 contrast reduction factor:
 $c_R = 0.9$
 triangle lightness t^*



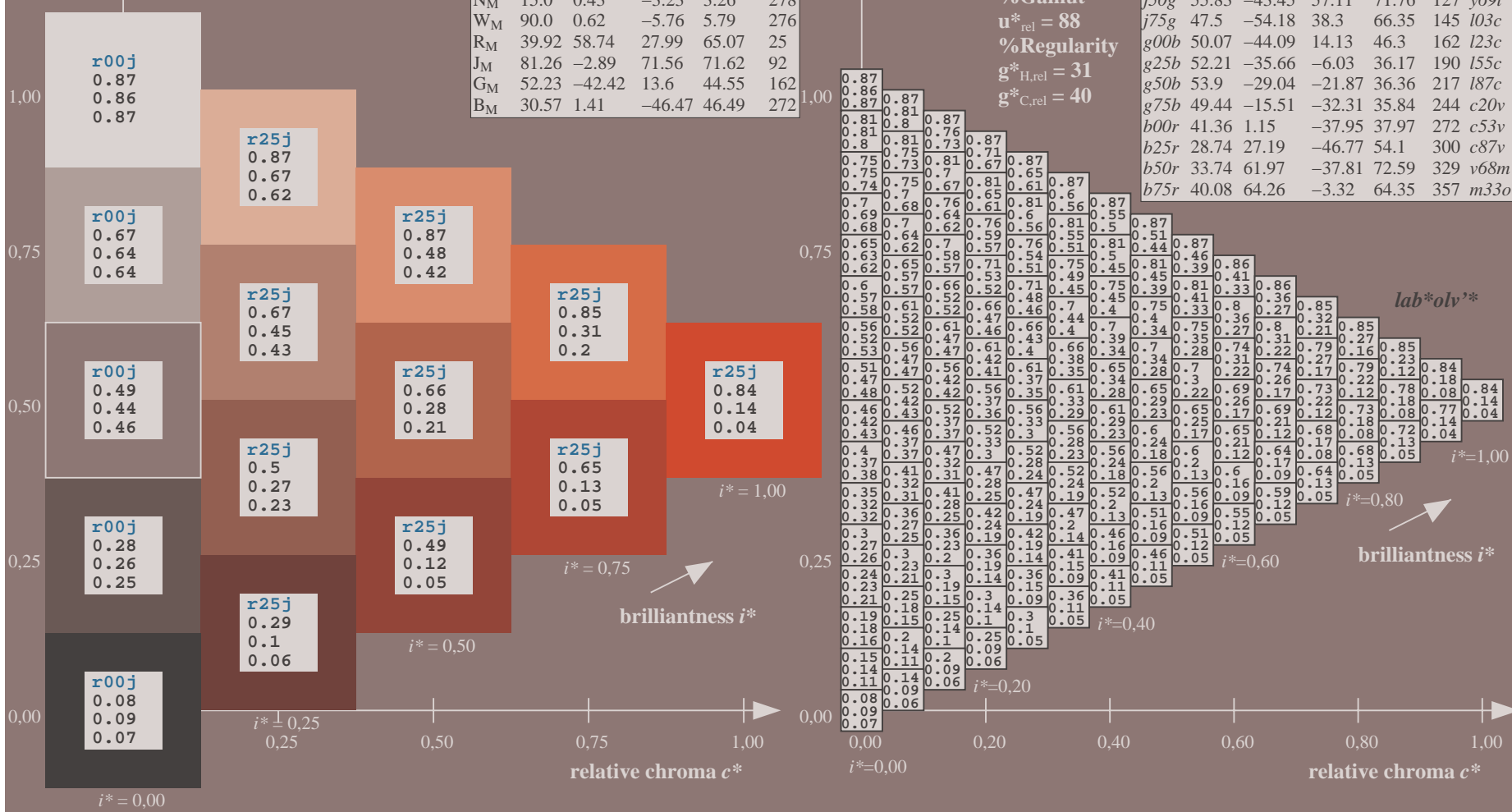
FRS15_90a; CIELAB data						
	u^*_e	$L^*=L^*_a$	a^*	b^*	C^*_{ab}	h^*_{ab}
O_M	38.8	54.41	35.65	65.05	33	
Y_M	82.58	-4.04	92.72	92.8	92	
L_M	46.95	-55.83	39.15	68.19	145	
C_M	54.62	-25.67	-33.25	42.01	232	
V_M	20.01	45.64	-56.27	72.45	309	
M_M	40.88	71.17	-34.09	78.92	334	
N_M	15.0	0.43	-3.23	3.26	278	
W_M	90.0	0.62	-5.76	5.79	276	
R_M	39.92	58.74	27.99	65.07	25	
J_M	81.26	-2.89	71.56	71.62	92	
G_M	52.23	-42.42	13.6	44.55	162	
B_M	30.57	1.41	-46.47	46.49	272	

Data for maximum colour (M_a):

$LAB^*LAB^*_M_a$: 42 49 44
 $LAB^*LCH^*_M_a$: 42 66 42
 $lab^*rgb^*_M_a$: 1.0 0.25 0.0
 $lab^*olv^*_M_a$: 1.0 0.1 0.0
 triangle lightness t^*

FRS15_90a; adapted (a) CIELAB data							
	u^*_e	$L^*=L^*_a$	a^*_a	b^*_a	$C^*_{ab,a}$	$h^*_{ab,a}$	u^*_d
$r00j$	39.18	56.94	27.13	63.07	25	$m81o$	
$r25j$	42.41	49.1	44.5	66.26	42	$o10y$	
$r50j$	52.78	35.22	58.37	68.17	59	$o40y$	
$r75j$	64.82	19.12	74.47	76.89	76	$o69y$	
$j00g$	82.06	-3.94	97.52	97.6	92	$o98y$	
$j25g$	67.26	-26.87	74.67	79.36	110	$y34l$	
$j50g$	55.83	-43.45	57.11	71.76	127	$y69l$	
$j75g$	47.5	-54.18	38.3	66.35	145	$l03c$	
$g00b$	50.07	-44.09	14.13	46.3	162	$l23c$	
$g25b$	52.21	-35.66	-6.03	36.17	190	$l55c$	
$g50b$	53.9	-29.04	-21.87	36.36	217	$l87c$	
$g75b$	49.44	-15.51	-32.31	35.84	244	$c20v$	
$b00r$	41.36	1.15	-37.95	37.97	272	$c53v$	
$b25r$	28.74	27.19	-46.77	54.1	300	$c87v$	
$b50r$	33.74	61.97	-37.81	72.59	329	$v68m$	
$b75r$	40.08	64.26	-3.32	64.35	357	$m33o$	

%Gamut
 $u^*_{rel} = 88$
 %Regularity
 $g^*_{H,rel} = 31$
 $g^*_{C,rel} = 40$

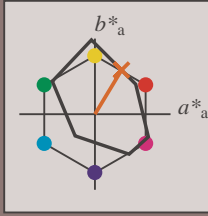


See for similar files: <http://www.ps.bam.de/Ee37/>; www.ps.bam.de/Ee37/
 Technical information: <http://www.ps.bam.de> Version 2.1, io=1,1, CIELAB, ColSpX=0

BAM registration: 20081001-Ee37/10L/L37E00FP.PS/.PDF BAM material: code=rh4ta
 application for evaluation and measurement of printer or monitor systems

Input and output: Colorimetric Printer Reflective System FRS15_90a for relative CIELAB hue $h^* = lab^*h^* = h_{ab}/360 = 0.164$
 data for any colour:
 lab^*tch^* and lab^*icu^*

Hue texts:
 $u^*_e = r50j$ $u^*_d = o40y$
 contrast reduction factor:
 $c_R = 0.9$
 triangle lightness t^*



FRS15_90a; CIELAB data

	u^*_e	$L^*=L^*$	a^*	b^*	C^*_{ab}	h^*_{ab}
O_M	38.8	54.41	35.65	65.05	33	
Y_M	82.58	-4.04	92.72	92.8	92	
L_M	46.95	-55.83	39.15	68.19	145	
C_M	54.62	-25.67	-33.25	42.01	232	
V_M	20.01	45.64	-56.27	72.45	309	
M_M	40.88	71.17	-34.09	78.92	334	
N_M	15.0	0.43	-3.23	3.26	278	
W_M	90.0	0.62	-5.76	5.79	276	
R_M	39.92	58.74	27.99	65.07	25	
J_M	81.26	-2.89	71.56	71.62	92	
G_M	52.23	-42.42	13.6	44.55	162	
B_M	30.57	1.41	-46.47	46.49	272	

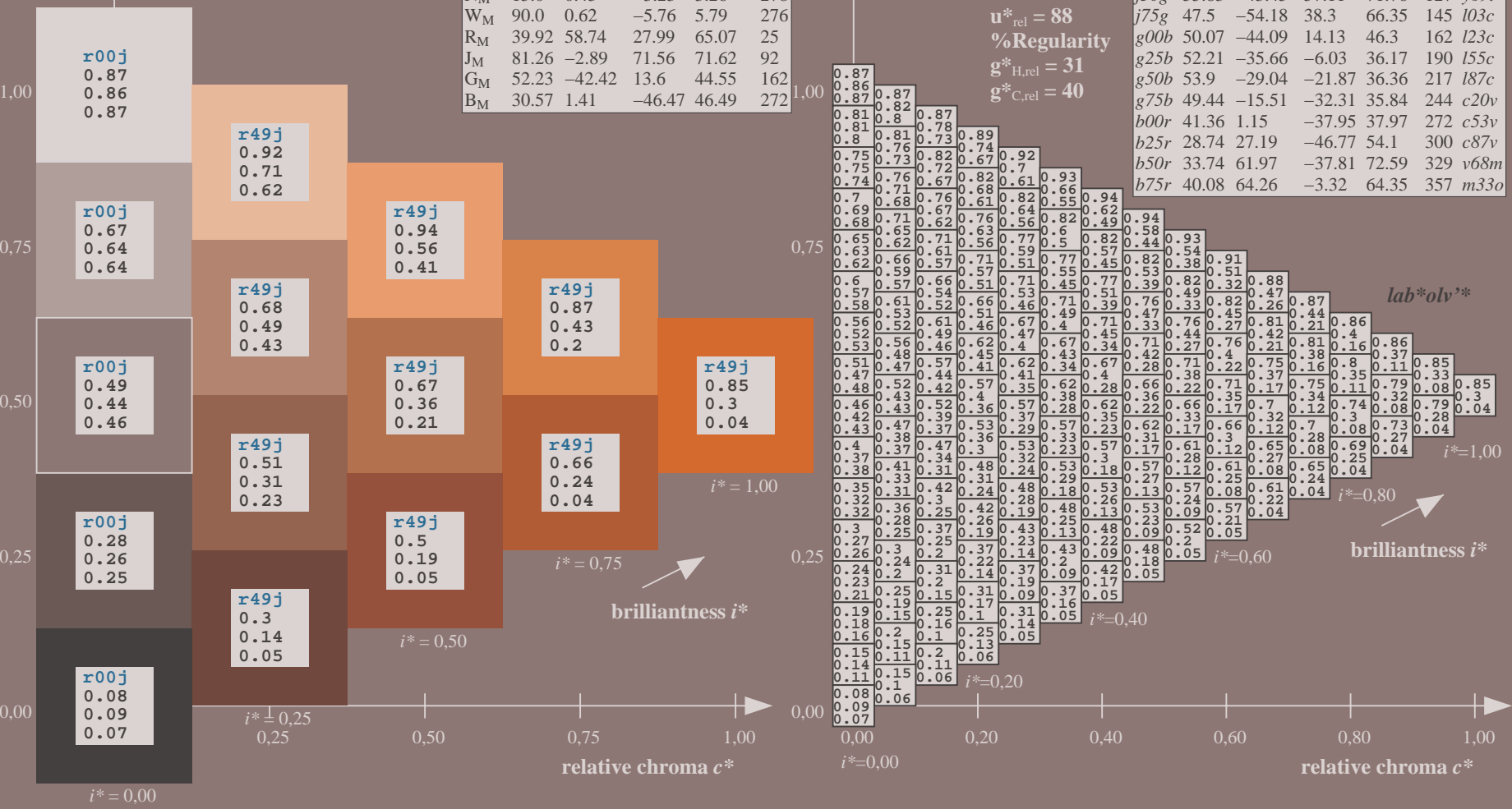
Data for maximum colour (M_a):

$LAB^*LAB^*_{Ma}$: 53 35 58
 $LAB^*LCH^*_{Ma}$: 53 68 58
 $lab^*rgb^*_{Ma}$: 1.0 0.5 0.0
 $lab^*olv^*_{Ma}$: 1.0 0.4 0.0
 triangle lightness t^*

FRS15_90a; adapted (a) CIELAB data

	u^*_e	$L^*=L^*_a$	a^*_a	b^*_a	$C^*_{ab,a}$	$h^*_{ab,a}$	u^*_d
$r00j$	39.18	56.94	27.13	63.07	25	$m81o$	
$r25j$	42.41	49.1	44.5	66.26	42	$o10y$	
$r50j$	52.78	35.22	58.37	68.17	59	$o40y$	
$r75j$	64.82	19.12	74.47	76.89	76	$o69y$	
$j00g$	82.06	-3.94	97.52	97.6	92	$o98y$	
$j25g$	67.26	-26.87	74.67	79.36	110	$y34l$	
$j50g$	55.83	-43.45	57.11	71.76	127	$y69l$	
$j75g$	47.5	-54.18	38.3	66.35	145	$l03c$	
$g00b$	50.07	-44.09	14.13	46.3	162	$l23c$	
$g25b$	52.21	-35.66	-6.03	36.17	190	$l55c$	
$g50b$	53.9	-29.04	-21.87	36.36	217	$l87c$	
$g75b$	49.44	-15.51	-32.31	35.84	244	$c20v$	
$b00r$	41.36	1.15	-37.95	37.97	272	$c53v$	
$b25r$	28.74	27.19	-46.77	54.1	300	$c87v$	
$b50r$	33.74	61.97	-37.81	72.59	329	$v68m$	
$b75r$	40.08	64.26	-3.32	64.35	357	$m33o$	

%Gamut
 $u^*_{rel} = 88$
 %Regularity
 $g^*_{H,rel} = 31$
 $g^*_{C,rel} = 40$

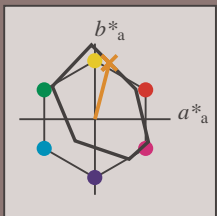


See for similar files: <http://www.ps.bam.de/Ee37/>; www.ps.bam.de/Ee37/
 Technical information: <http://www.ps.bam.de> Version 2.1, io=1,1, CIELAB, ColSpX=0

BAM registration: 20081001-Ee37/10L/L37E00FP.PS/ .PDF BAM material: code=rh4ta
 application for evaluation and measurement of printer or monitor systems

Input and output: Colorimetric Printer Reflective System FRS15_90a for relative CIELAB hue $h^* = lab^*h^* = h_{ab}/360 = 0.21$
 data for any colour:
 lab^*tch^* and lab^*icu^*

Hue texts:
 $u^*_e = r75j$ $u^*_d = o69y$
 contrast reduction factor:
 $c_R = 0.9$
 triangle lightness t^*



FRS15_90a; CIELAB data

	u^*_e	$L^*=L^*$	a^*	b^*	C^*_{ab}	h^*_{ab}
O _M	38.8	54.41	35.65	65.05	33	
Y _M	82.58	-4.04	92.72	92.8	92	
L _M	46.95	-55.83	39.15	68.19	145	
C _M	54.62	-25.67	-33.25	42.01	232	
V _M	20.01	45.64	-56.27	72.45	309	
M _M	40.88	71.17	-34.09	78.92	334	
N _M	15.0	0.43	-3.23	3.26	278	
W _M	90.0	0.62	-5.76	5.79	276	
R _M	39.92	58.74	27.99	65.07	25	
J _M	81.26	-2.89	71.56	71.62	92	
G _M	52.23	-42.42	13.6	44.55	162	
B _M	30.57	1.41	-46.47	46.49	272	

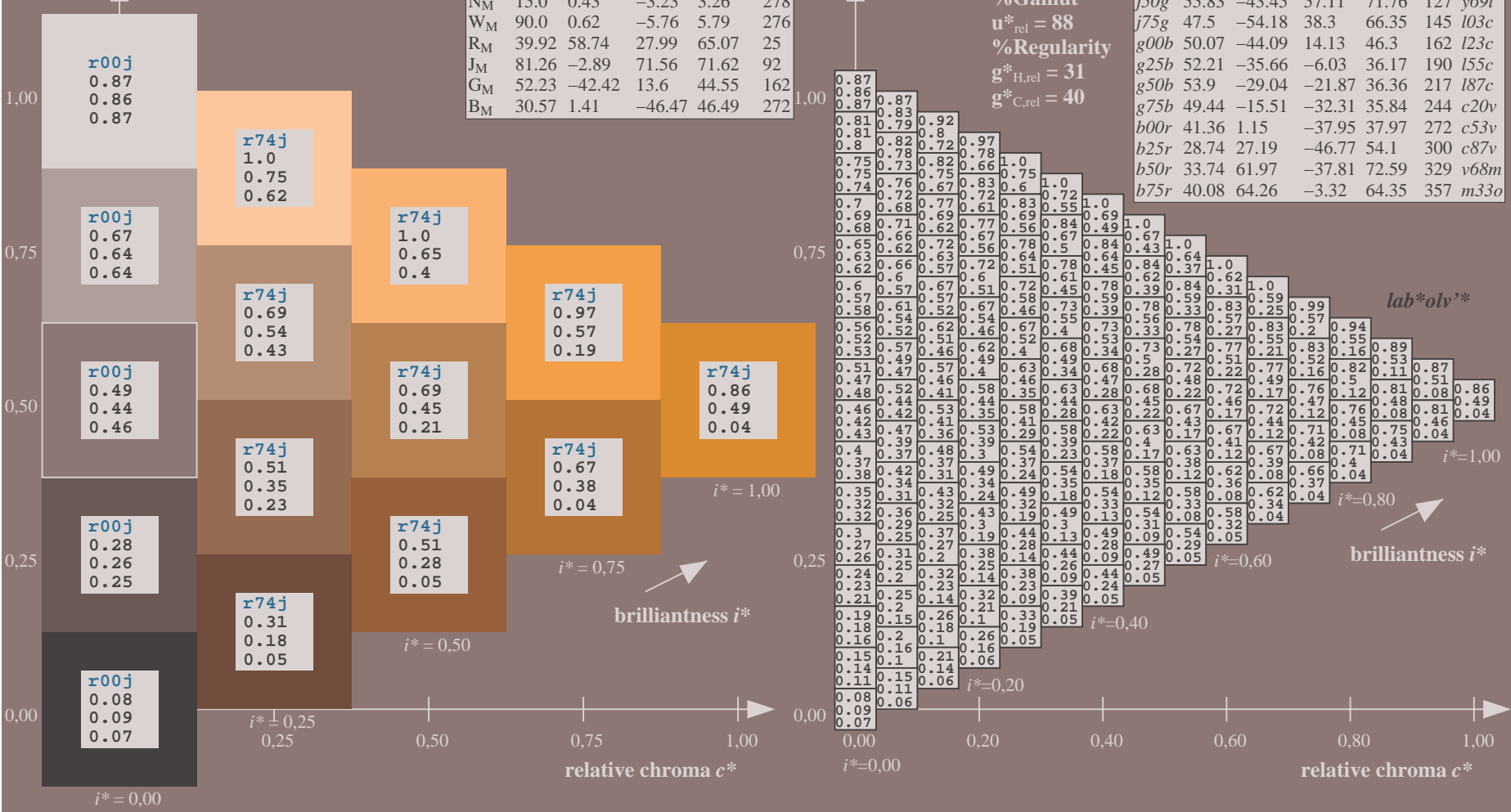
Data for maximum colour (Ma):

$LAB^*LAB^*_{Ma}$: 65 19 74
 $LAB^*LCH^*_{Ma}$: 65 77 75
 $lab^*rgb^*_{Ma}$: 1.0 0.75 0.0
 $lab^*olv^*_{Ma}$: 1.0 0.7 0.0
 triangle lightness t^*

FRS15_90a; adapted (a) CIELAB data

	u^*_e	$L^*=L^*_a$	a^*_a	b^*_a	$C^*_{ab,a}$	$h^*_{ab,a}$	u^*_d
r00j	39.18	56.94	27.13	63.07	25	m81o	
r25j	42.41	49.1	44.5	66.26	42	o10y	
r50j	52.78	35.22	58.37	68.17	59	o40y	
r75j	64.82	19.12	74.47	76.89	76	o69y	
j00g	82.06	-3.94	97.52	97.6	92	o98y	
j25g	67.26	-26.87	74.67	79.36	110	y34l	
j50g	55.83	-43.45	57.11	71.76	127	y69l	
j75g	47.5	-54.18	38.3	66.35	145	l03c	
g00b	50.07	-44.09	14.13	46.3	162	l23c	
g25b	52.21	-35.66	-6.03	36.17	190	l55c	
g50b	53.9	-29.04	-21.87	36.36	217	l87c	
g75b	49.44	-15.51	-32.31	35.84	244	c20v	
b00r	41.36	1.15	-37.95	37.97	272	c53v	
b25r	28.74	27.19	-46.77	54.1	300	c87v	
b50r	33.74	61.97	-37.81	72.59	329	v68m	
b75r	40.08	64.26	-3.32	64.35	357	m33o	

%Gamut
 $u^*_{rel} = 88$
 %Regularity
 $g^*_{H,rel} = 31$
 $g^*_{C,rel} = 40$

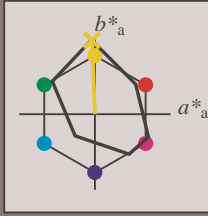


See for similar files: <http://www.ps.bam.de/Ee37/>; www.ps.bam.de/Ee37/
 Technical information: <http://www.ps.bam.de> Version 2.1, io=1,1, CIELAB, ColSpX=0

BAM registration: 20081001-Ee37/10L/L37E00FP.PS/.PDF BAM material: code=rh4ta
 application for evaluation and measurement of printer or monitor systems

Input and output: Colorimetric Printer Reflective System FRS15_90a for relative CIELAB hue $h^* = lab^*h^* = h_{ab}/360 = 0.256$
 data for any colour:
 lab^*tch^* and lab^*icu^*

Hue texts:
 $u^*_e = j00g$ $u^*_d = o98y$
 contrast reduction factor:
 $c_R = 0.9$
 triangle lightness t^*



FRS15_90a; CIELAB data

	u^*_e	$L^*=L^*$	a^*	b^*	C^*_{ab}	h^*_{ab}
O_M	38.8	54.41	35.65	65.05	33	
Y_M	82.58	-4.04	92.72	92.8	92	
L_M	46.95	-55.83	39.15	68.19	145	
C_M	54.62	-25.67	-33.25	42.01	232	
V_M	20.01	45.64	-56.27	72.45	309	
M_M	40.88	71.17	-34.09	78.92	334	
N_M	15.0	0.43	-3.23	3.26	278	
W_M	90.0	0.62	-5.76	5.79	276	
R_M	39.92	58.74	27.99	65.07	25	
J_M	81.26	-2.89	71.56	71.62	92	
G_M	52.23	-42.42	13.6	44.55	162	
B_M	30.57	1.41	-46.47	46.49	272	

Data for maximum colour (Ma):

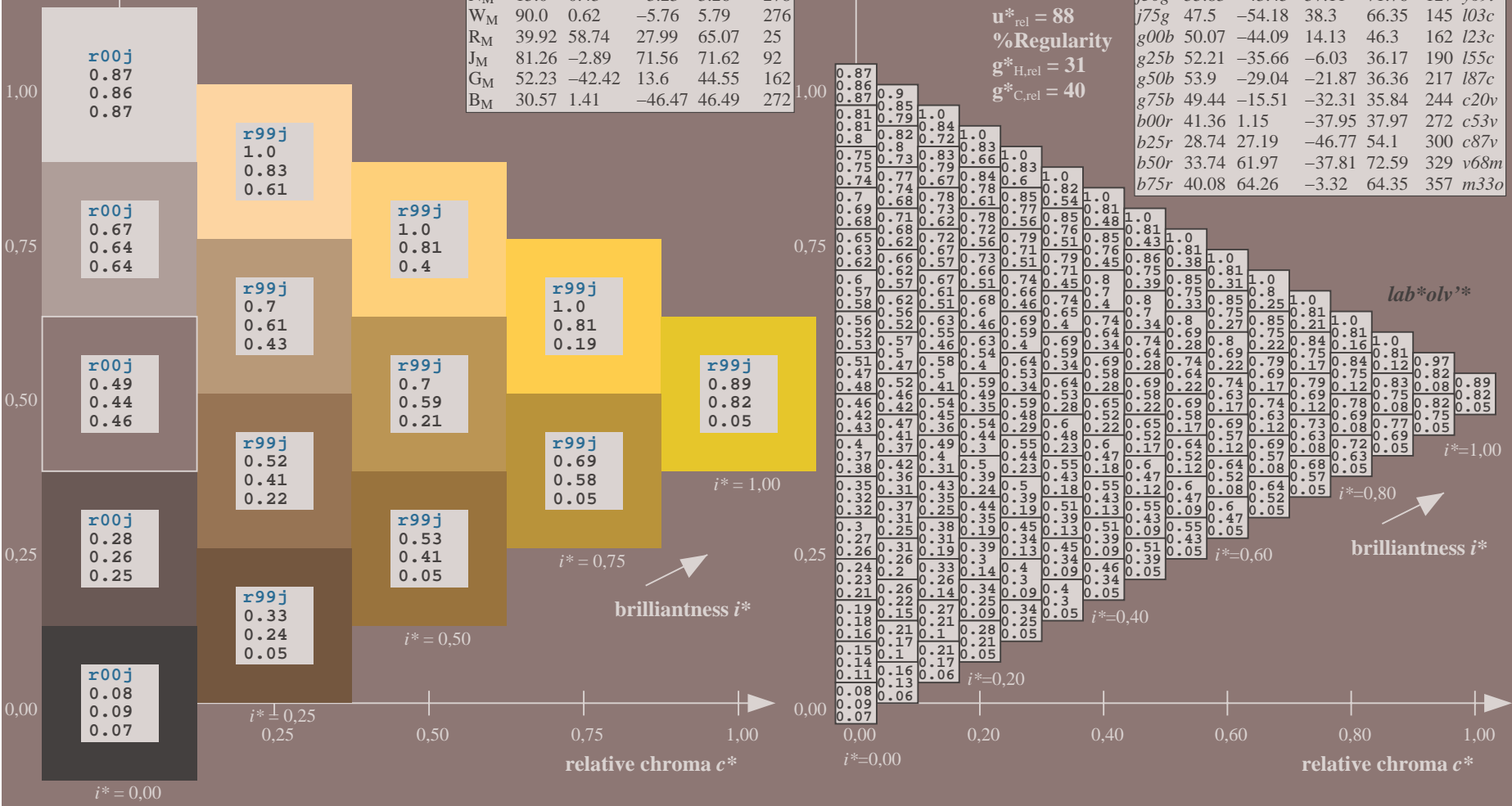
$LAB^*LAB^*_{Ma}$: 82 -4 98
 $LAB^*LCH^*_{Ma}$: 82 98 92
 $lab^*rgb^*_{Ma}$: 1.0 1.0 0.0
 $lab^*olv^*_{Ma}$: 1.0 0.99 0.0

triangle lightness t^*

%Gamut
 $u^*_{rel} = 88$
 %Regularity
 $g^*_{H,rel} = 31$
 $g^*_{C,rel} = 40$

FRS15_90a; adapted (a) CIELAB data

	u^*_e	$L^*=L^*_a$	a^*_a	b^*_a	$C^*_{ab,a}$	$h^*_{ab,a}$	u^*_d
$r00j$	39.18	56.94	27.13	63.07	25	$m81o$	
$r25j$	42.41	49.1	44.5	66.26	42	$o10y$	
$r50j$	52.78	35.22	58.37	68.17	59	$o40y$	
$r75j$	64.82	19.12	74.47	76.89	76	$o69y$	
$j00g$	82.06	-3.94	97.52	97.6	92	$o98y$	
$j25g$	67.26	-26.87	74.67	79.36	110	$y34l$	
$j50g$	55.83	-43.45	57.11	71.76	127	$y69l$	
$j75g$	47.5	-54.18	38.3	66.35	145	$l03c$	
$g00b$	50.07	-44.09	14.13	46.3	162	$l23c$	
$g25b$	52.21	-35.66	-6.03	36.17	190	$l55c$	
$g50b$	53.9	-29.04	-21.87	36.36	217	$l87c$	
$g75b$	49.44	-15.51	-32.31	35.84	244	$c20v$	
$b00r$	41.36	1.15	-37.95	37.97	272	$c53v$	
$b25r$	28.74	27.19	-46.77	54.1	300	$c87v$	
$b50r$	33.74	61.97	-37.81	72.59	329	$v68m$	
$b75r$	40.08	64.26	-3.32	64.35	357	$m33o$	

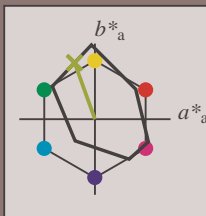


See for similar files: <http://www.ps.bam.de/Ee37/>; www.ps.bam.de/Ee37/
 Technical information: <http://www.ps.bam.de> Version 2.1, io=1,1, CIELAB, ColSpX=0

BAM registration: 20081001-Ee37/10L/L37E00FP.PS/ .PDF BAM material: code=rh4ta
 application for evaluation and measurement of printer or monitor systems

Input and output: Colorimetric Printer Reflective System FRS15_90a for relative CIELAB hue $h^* = lab^*h^* = h_{ab}/360 = 0.305$
 data for any colour:
 lab^*tch^* and lab^*icu^*

Hue texts:
 $u^*_e = j25g$ $u^*_d = y34l$
 contrast reduction factor:
 $c_R = 0.9$
 triangle lightness t^*



FRS15_90a; CIELAB data

	u^*_e	$L^*=L^*$	a^*	b^*	C^*_{ab}	h^*_{ab}
O_M	38.8	54.41	35.65	65.05	33	
Y_M	82.58	-4.04	92.72	92.8	92	
L_M	46.95	-55.83	39.15	68.19	145	
C_M	54.62	-25.67	-33.25	42.01	232	
V_M	20.01	45.64	-56.27	72.45	309	
M_M	40.88	71.17	-34.09	78.92	334	
N_M	15.0	0.43	-3.23	3.26	278	
W_M	90.0	0.62	-5.76	5.79	276	
R_M	39.92	58.74	27.99	65.07	25	
J_M	81.26	-2.89	71.56	71.62	92	
G_M	52.23	-42.42	13.6	44.55	162	
B_M	30.57	1.41	-46.47	46.49	272	

Data for maximum colour (M_a):

$LAB^*LAB^*_M_a: 67 -27 75$

$LAB^*LCH^*_M_a: 67 79 109$

$lab^*rgb^*_M_a: 0.75 1.0 0.0$

$lab^*olv^*_M_a: 0.66 1.0 0.0$

triangle lightness t^*

%Gamut

$u^*_{rel} = 88$

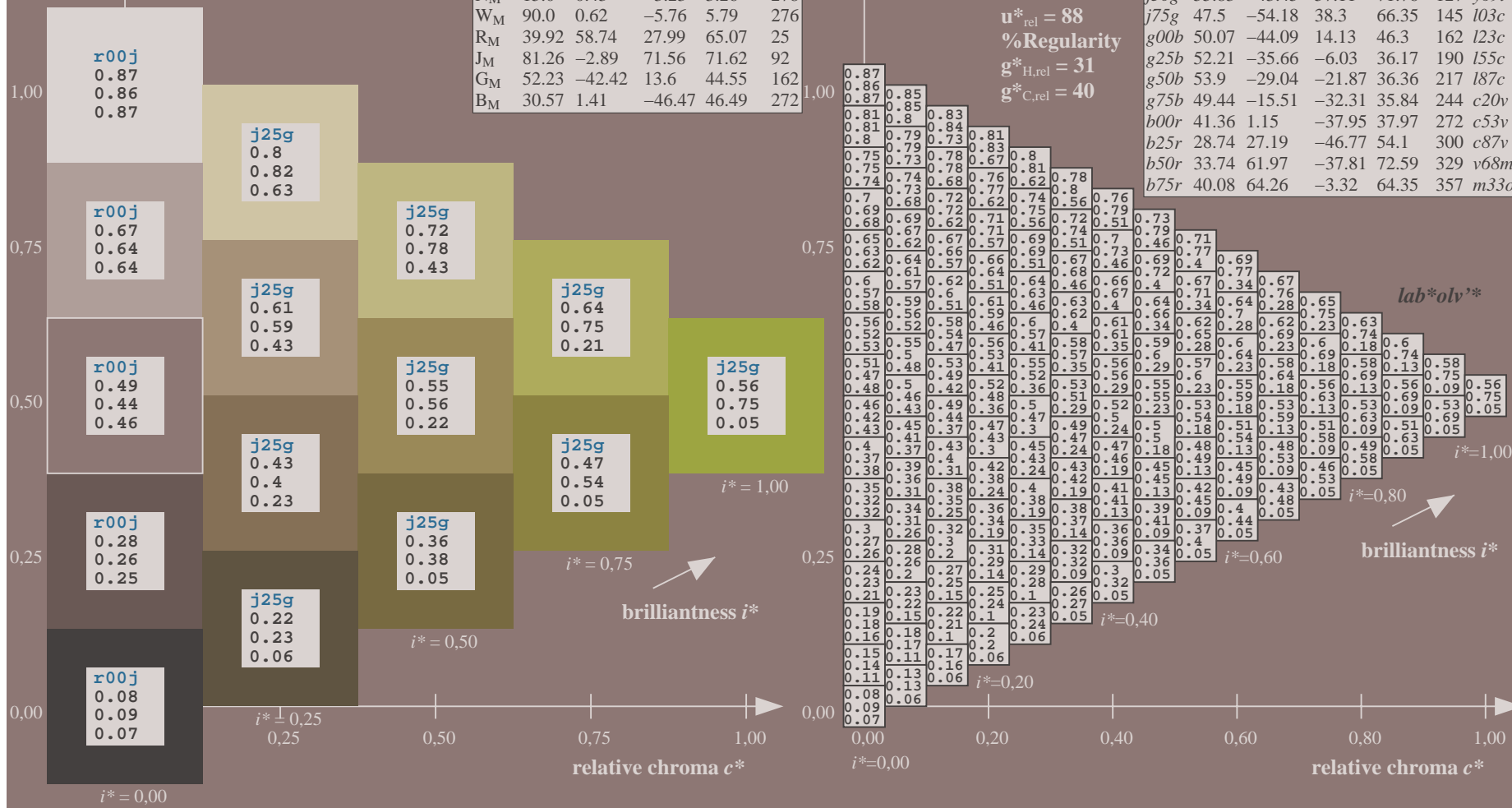
%Regularity

$g^*_{H,rel} = 31$

$g^*_{C,rel} = 40$

FRS15_90a; adapted (a) CIELAB data

	u^*_e	$L^*=L^*_a$	a^*_a	b^*_a	$C^*_{ab,a}$	$h^*_{ab,a}$	u^*_d
$r00j$	39.18	56.94	27.13	63.07	25	$m81o$	
$r25j$	42.41	49.1	44.5	66.26	42	$o10y$	
$r50j$	52.78	35.22	58.37	68.17	59	$o40y$	
$r75j$	64.82	19.12	74.47	76.89	76	$o69y$	
$j00g$	82.06	-3.94	97.52	97.6	92	$o98y$	
$j25g$	67.26	-26.87	74.67	79.36	110	$y34l$	
$j50g$	55.83	-43.45	57.11	71.76	127	$y69l$	
$j75g$	47.5	-54.18	38.3	66.35	145	$l03c$	
$g00b$	50.07	-44.09	14.13	46.3	162	$l23c$	
$g25b$	52.21	-35.66	-6.03	36.17	190	$l55c$	
$g50b$	53.9	-29.04	-21.87	36.36	217	$l87c$	
$g75b$	49.44	-15.51	-32.31	35.84	244	$c20v$	
$b00r$	41.36	1.15	-37.95	37.97	272	$c53v$	
$b25r$	28.74	27.19	-46.77	54.1	300	$c87v$	
$b50r$	33.74	61.97	-37.81	72.59	329	$v68m$	
$b75r$	40.08	64.26	-3.32	64.35	357	$m33o$	

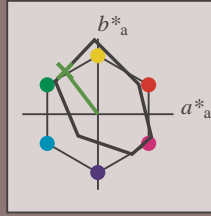


See for similar files: <http://www.ps.bam.de/Ee37/>; www.ps.bam.de/Ee37/10L/L37E00FP.PS/ .PDF application for evaluation and measurement of printer or monitor systems
 Technical information: <http://www.ps.bam.de> Version 2.1, io=1,1, CIELAB, ColSpX=0

BAM registration: 20081001-Ee37/10L/L37E00FP.PS/ .PDF BAM material: code=rh4ta

Input and output: Colorimetric Printer Reflective System FRS15_90a for relative CIELAB hue $h^* = lab^*h^* = h_{ab}/360 = 0.354$
 data for any colour:
 lab^*tch^* and $lab^*ic_u^*$

Hue texts:
 $u^*_e = j50g$ $u^*_d = y69l$
 contrast reduction factor:
 $c_R = 0.9$
 triangle lightness t^*



FRS15_90a; CIELAB data

	u^*_e	$L^*=L^*_a$	a^*_a	b^*_a	C^*_{ab}	h^*_{ab}
O _M	38.8	54.41	35.65	65.05	33	
Y _M	82.58	-4.04	92.72	92.8	92	
L _M	46.95	-55.83	39.15	68.19	145	
C _M	54.62	-25.67	-33.25	42.01	232	
V _M	20.01	45.64	-56.27	72.45	309	
M _M	40.88	71.17	-34.09	78.92	334	
N _M	15.0	0.43	-3.23	3.26	278	
W _M	90.0	0.62	-5.76	5.79	276	
R _M	39.92	58.74	27.99	65.07	25	
J _M	81.26	-2.89	71.56	71.62	92	
G _M	52.23	-42.42	13.6	44.55	162	
B _M	30.57	1.41	-46.47	46.49	272	

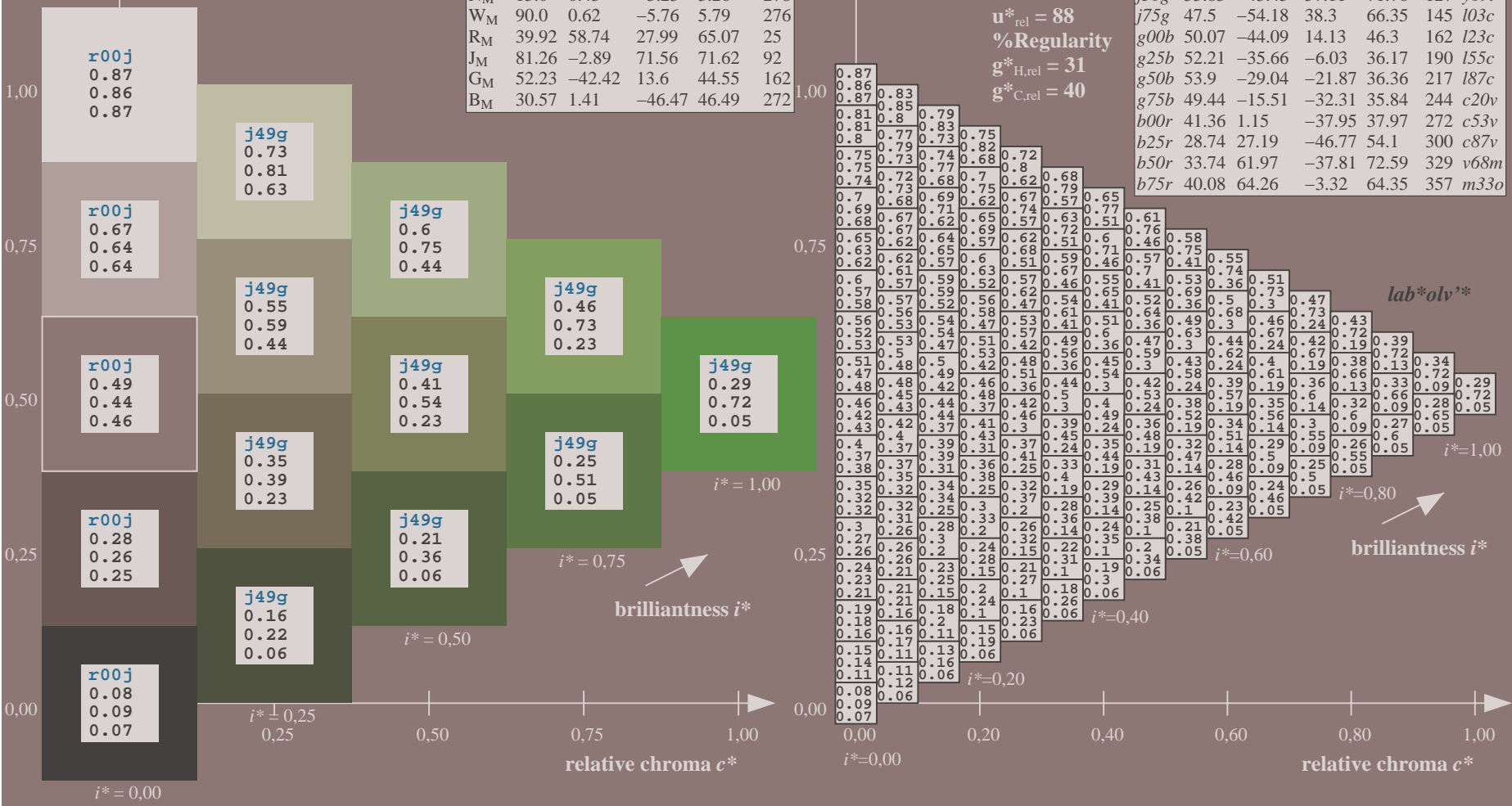
Data for maximum colour (Ma):

$LAB^*LAB^*_Ma$: 56 -43 57
 $LAB^*LCH^*_Ma$: 56 72 127
 $lab^*rgb^*_Ma$: 0.5 1.0 0.0
 $lab^*olv^*_Ma$: 0.3 1.0 0.0
 triangle lightness t^*

FRS15_90a; adapted (a) CIELAB data

	u^*_e	$L^*=L^*_a$	a^*_a	b^*_a	$C^*_{ab,a}$	$h^*_{ab,a}$	u^*_d
r00j	39.18	56.94	27.13	63.07	25	m81o	
r25j	42.41	49.1	44.5	66.26	42	o10y	
r50j	52.78	35.22	58.37	68.17	59	o40y	
r75j	64.82	19.12	74.47	76.89	76	o69y	
j00g	82.06	-3.94	97.52	97.6	92	o98y	
j25g	67.26	-26.87	74.67	79.36	110	y34l	
j50g	55.83	-43.45	57.11	71.76	127	y69l	
j75g	47.5	-54.18	38.3	66.35	145	l03c	
g00b	50.07	-44.09	14.13	46.3	162	l23c	
g25b	52.21	-35.66	-6.03	36.17	190	l55c	
g50b	53.9	-29.04	-21.87	36.36	217	l87c	
g75b	49.44	-15.51	-32.31	35.84	244	c20v	
b00r	41.36	1.15	-37.95	37.97	272	c53v	
b25r	28.74	27.19	-46.77	54.1	300	c87v	
b50r	33.74	61.97	-37.81	72.59	329	v68m	
b75r	40.08	64.26	-3.32	64.35	357	m33o	

%Gamut
 $u^*_{rel} = 88$
 %Regularity
 $g^*_{H,rel} = 31$
 $g^*_{C,rel} = 40$

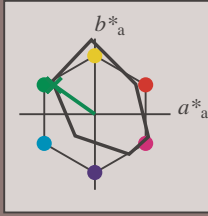


See for similar files: <http://www.ps.bam.de/Ee37/>; www.ps.bam.de/Ee37/10L/L37E00FP.PS/ .PDF
 Technical information: <http://www.ps.bam.de> Version 2.1, io=1,1, CIELAB, ColSpX=0

BAM registration: 20081001-Ee37/10L/L37E00FP.PS/ .PDF BAM material: code=rh4ta
 application for evaluation and measurement of printer or monitor systems

Input and output: Colorimetric Printer Reflective System FRS15_90a for relative CIELAB hue $h^* = lab^*h^* = h_{ab}/360 = 0.402$
 data for any colour:
 lab^*tch^* and lab^*icu^*

Hue texts:
 $u^*_e = j75g$ $u^*_d = i03c$
 contrast reduction factor:
 $c_R = 0.9$
 triangle lightness t^*



FRS15_90a; CIELAB data

	u^*_e	$L^*=L^*$	a^*	b^*	C^*_{ab}	h^*_{ab}
O _M	38.8	54.41	35.65	65.05	33	
Y _M	82.58	-4.04	92.72	92.8	92	
L _M	46.95	-55.83	39.15	68.19	145	
C _M	54.62	-25.67	-33.25	42.01	232	
V _M	20.01	45.64	-56.27	72.45	309	
M _M	40.88	71.17	-34.09	78.92	334	
N _M	15.0	0.43	-3.23	3.26	278	
W _M	90.0	0.62	-5.76	5.79	276	
R _M	39.92	58.74	27.99	65.07	25	
J _M	81.26	-2.89	71.56	71.62	92	
G _M	52.23	-42.42	13.6	44.55	162	
B _M	30.57	1.41	-46.47	46.49	272	

Data for maximum colour (Ma):

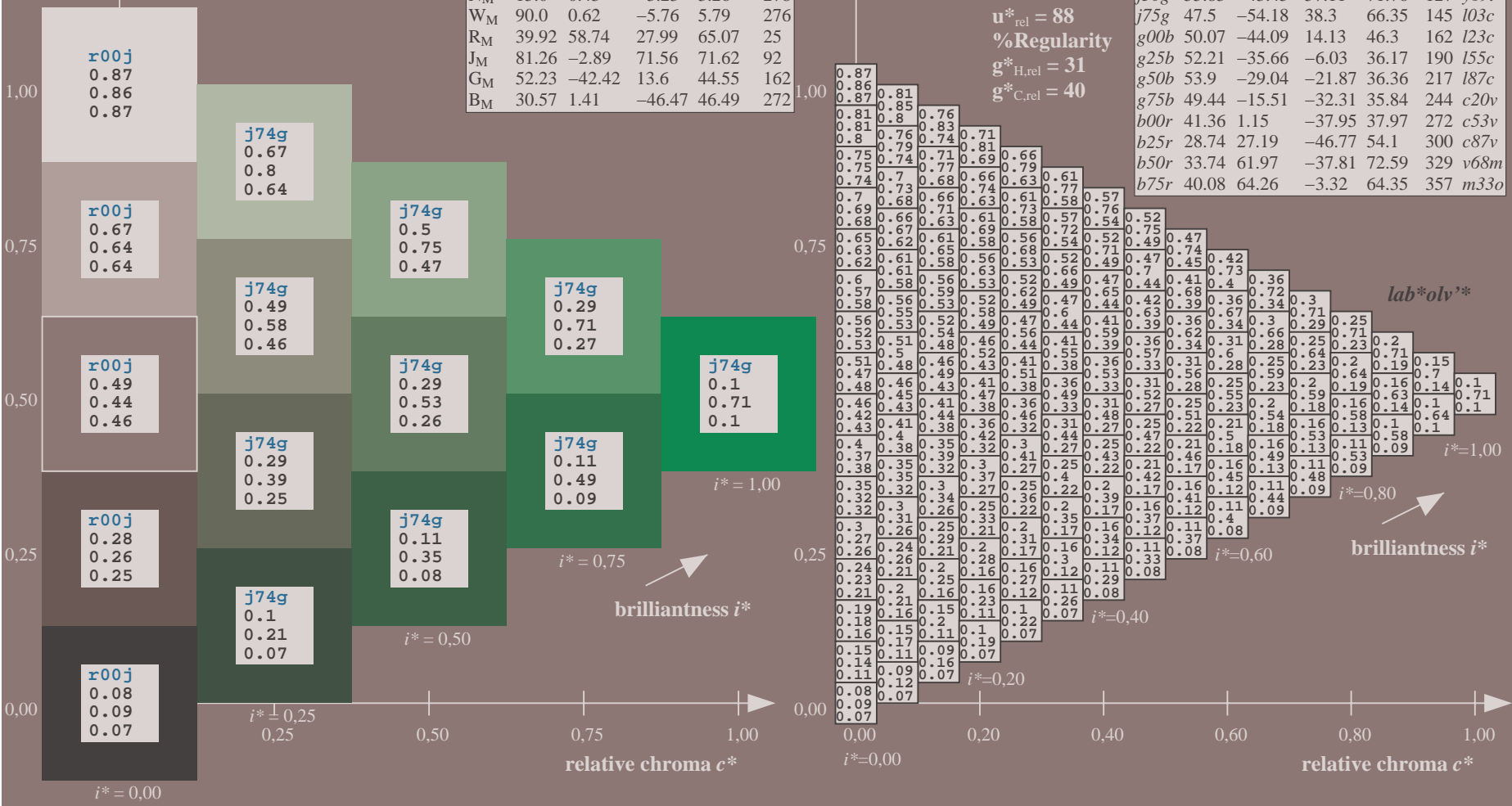
$LAB^*LAB^*_{Ma}$: 48 -54 38
 $LAB^*LCH^*_{Ma}$: 48 66 144
 $lab^*rgb^*_{Ma}$: 0.25 1.0 0.0
 $lab^*olv^*_{Ma}$: 0.0 1.0 0.03

triangle lightness t^*

%Gamut
 $u^*_{rel} = 88$
 %Regularity
 $g^*_{H,rel} = 31$
 $g^*_{C,rel} = 40$

FRS15_90a; adapted (a) CIELAB data

	u^*_e	$L^*=L^*_a$	a^*_a	b^*_a	$C^*_{ab,a}$	$h^*_{ab,a}$	u^*_d
r00j	39.18	56.94	27.13	63.07	25	m81o	
r25j	42.41	49.1	44.5	66.26	42	o10y	
r50j	52.78	35.22	58.37	68.17	59	o40y	
r75j	64.82	19.12	74.47	76.89	76	o69y	
j00g	82.06	-3.94	97.52	97.6	92	o98y	
j25g	67.26	-26.87	74.67	79.36	110	y34l	
j50g	55.83	-43.45	57.11	71.76	127	y69l	
j75g	47.5	-54.18	38.3	66.35	145	i03c	
g00b	50.07	-44.09	14.13	46.3	162	i23c	
g25b	52.21	-35.66	-6.03	36.17	190	i55c	
g50b	53.9	-29.04	-21.87	36.36	217	i87c	
g75b	49.44	-15.51	-32.31	35.84	244	c20v	
b00r	41.36	1.15	-37.95	37.97	272	c53v	
b25r	28.74	27.19	-46.77	54.1	300	c87v	
b50r	33.74	61.97	-37.81	72.59	329	v68m	
b75r	40.08	64.26	-3.32	64.35	357	m33o	

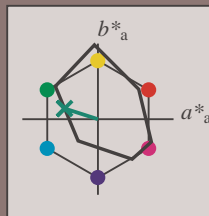


See for similar files: <http://www.ps.bam.de/Ee37/>; www.ps.bam.de/Ee37/10L/L37E00FP.PS/ .PDF application for evaluation and measurement of printer or monitor systems
 Technical information: <http://www.ps.bam.de> Version 2.1, io=1,1, CIELAB, ColSpX=0

BAM registration: 20081001-Ee37/10L/L37E00FP.PS/ .PDF BAM material: code=rh4ta

Input and output: Colorimetric Printer Reflective System FRS15_90a for relative CIELAB hue $h^* = lab^*h^* = h_{ab}/360 = 0.451$
 data for any colour:
 lab^*tch^* and lab^*icu^*

Hue texts:
 $u^*_e = g00b$ $u^*_d = l23c$
 contrast reduction factor:
 $c_R = 0.9$
 triangle lightness t^*



FRS15_90a; CIELAB data

	u^*_e	$L^*=L^*$	a^*	b^*	C^*_{ab}	h^*_{ab}
O_M	38.8	54.41	35.65	65.05	33	
Y_M	82.58	-4.04	92.72	92.8	92	
L_M	46.95	-55.83	39.15	68.19	145	
C_M	54.62	-25.67	-33.25	42.01	232	
V_M	20.01	45.64	-56.27	72.45	309	
M_M	40.88	71.17	-34.09	78.92	334	
N_M	15.0	0.43	-3.23	3.26	278	
W_M	90.0	0.62	-5.76	5.79	276	
R_M	39.92	58.74	27.99	65.07	25	
J_M	81.26	-2.89	71.56	71.62	92	
G_M	52.23	-42.42	13.6	44.55	162	
B_M	30.57	1.41	-46.47	46.49	272	

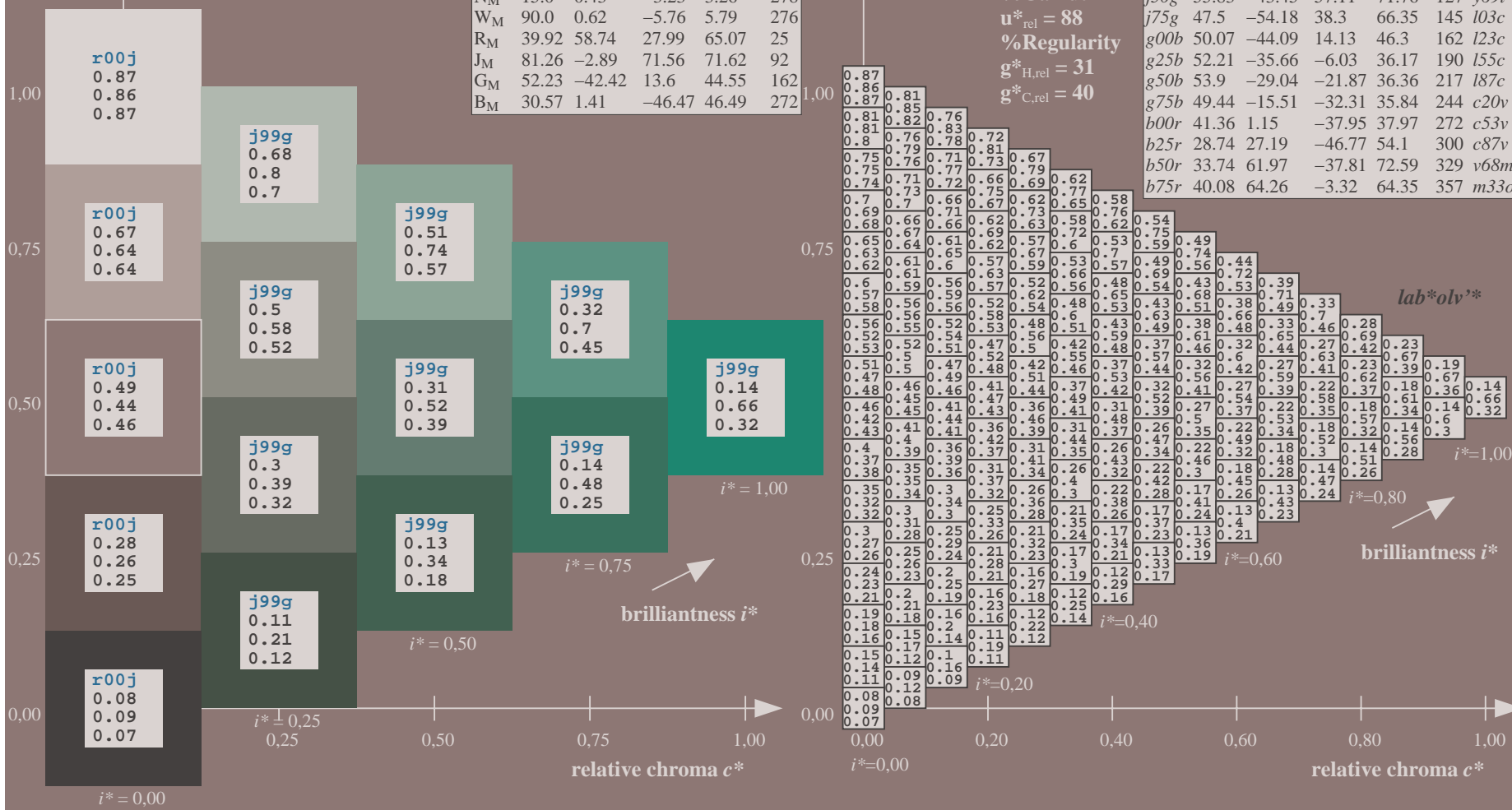
Data for maximum colour (M_a):

$LAB^*LAB^*_M_a$: 50 -44 14
 $LAB^*LCH^*_M_a$: 50 46 162
 $lab^*rgb^*_M_a$: 0.0 1.0 0.0
 $lab^*olv^*_M_a$: 0.0 1.0 0.23
 triangle lightness t^*

FRS15_90a; adapted (a) CIELAB data

	u^*_e	$L^*=L^*_a$	a^*_a	b^*_a	$C^*_{ab,a}$	$h^*_{ab,a}$	u^*_d
r00j	39.18	56.94	27.13	63.07	25	m81o	
r25j	42.41	49.1	44.5	66.26	42	o10y	
r50j	52.78	35.22	58.37	68.17	59	o40y	
r75j	64.82	19.12	74.47	76.89	76	o69y	
j00g	82.06	-3.94	97.52	97.6	92	o98y	
j25g	67.26	-26.87	74.67	79.36	110	y34l	
j50g	55.83	-43.45	57.11	71.76	127	y69l	
j75g	47.5	-54.18	38.3	66.35	145	l03c	
g00b	50.07	-44.09	14.13	46.3	162	l23c	
g25b	52.21	-35.66	-6.03	36.17	190	l55c	
g50b	53.9	-29.04	-21.87	36.36	217	l87c	
g75b	49.44	-15.51	-32.31	35.84	244	c20v	
b00r	41.36	1.15	-37.95	37.97	272	c53v	
b25r	28.74	27.19	-46.77	54.1	300	c87v	
b50r	33.74	61.97	-37.81	72.59	329	v68m	
b75r	40.08	64.26	-3.32	64.35	357	m33o	

%Gamut
 $u^*_{rel} = 88$
 %Regularity
 $g^*_{H,rel} = 31$
 $g^*_{C,rel} = 40$

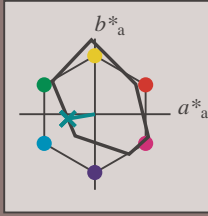


See for similar files: <http://www.ps.bam.de/Ee37/>; www.ps.bam.de/Ee37/
 Technical information: <http://www.ps.bam.de> Version 2.1, io=1,1, CIELAB, ColSpX=0

BAM registration: 20081001-Ee37/10L/L37E00FP.PS/ .PDF BAM material: code=rh4ta
 application for evaluation and measurement of printer or monitor systems

Input and output: Colorimetric Printer Reflective System FRS15_90a for relative CIELAB hue $h^* = lab^*h^* = h_{ab}/360 = 0.527$
 data for any colour:
 lab^*tch^* and lab^*icu^*

Hue texts:
 $u^*_e = g25b$ $u^*_d = l55c$
 contrast reduction factor:
 $c_R = 0.9$
 triangle lightness t^*



FRS15_90a; CIELAB data

	u^*_e	$L^*=L^*$	a^*	b^*	C^*_{ab}	h^*_{ab}
O _M	38.8	54.41	35.65	65.05	33	
Y _M	82.58	-4.04	92.72	92.8	92	
L _M	46.95	-55.83	39.15	68.19	145	
C _M	54.62	-25.67	-33.25	42.01	232	
V _M	20.01	45.64	-56.27	72.45	309	
M _M	40.88	71.17	-34.09	78.92	334	
N _M	15.0	0.43	-3.23	3.26	278	
W _M	90.0	0.62	-5.76	5.79	276	
R _M	39.92	58.74	27.99	65.07	25	
J _M	81.26	-2.89	71.56	71.62	92	
G _M	52.23	-42.42	13.6	44.55	162	
B _M	30.57	1.41	-46.47	46.49	272	

Data for maximum colour (Ma):

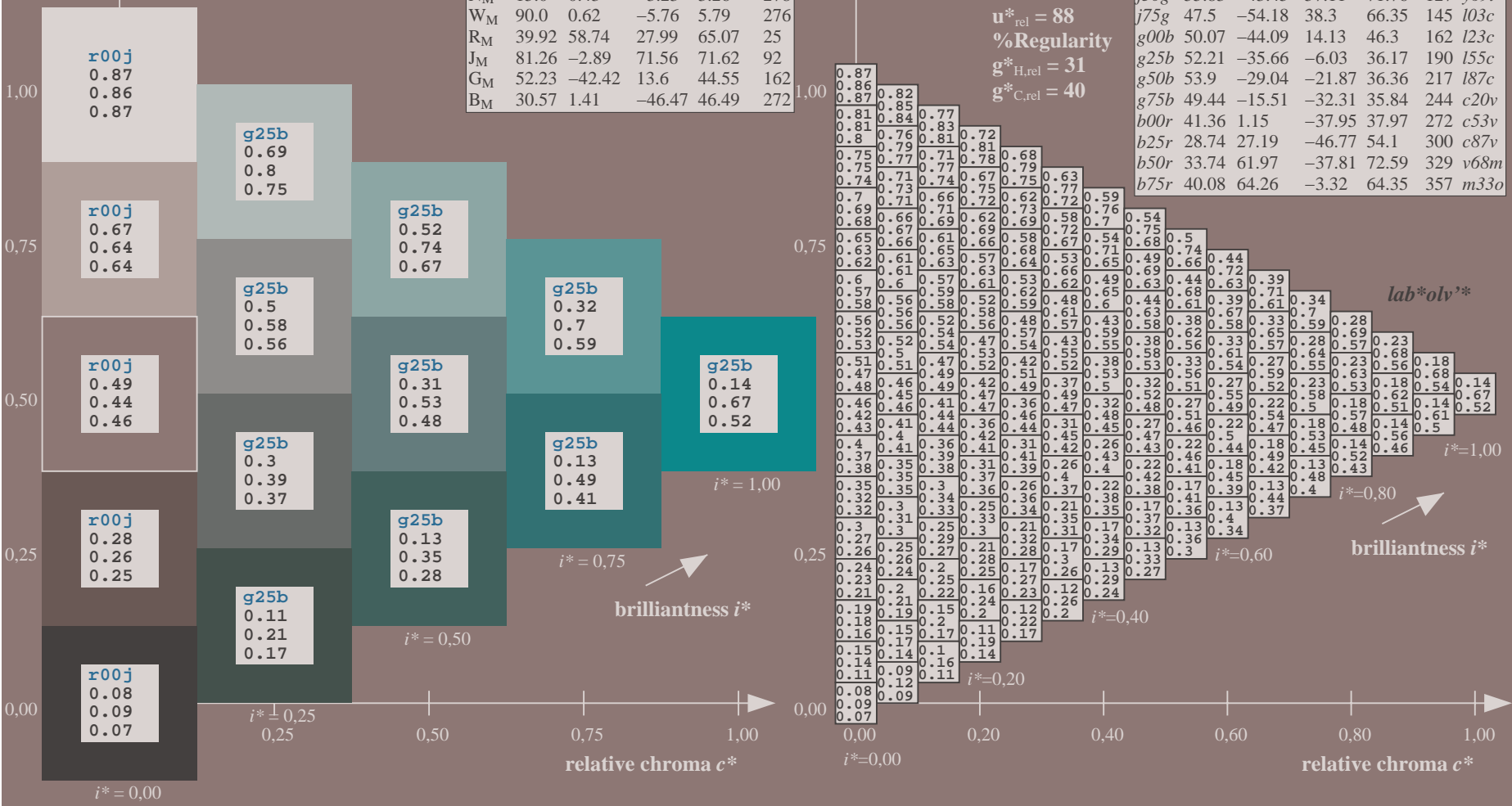
$LAB^*LAB^*_{Ma}$: 52 -36 -6
 $LAB^*LCH^*_{Ma}$: 52 36 189
 $lab^*rgb^*_{Ma}$: 0.0 1.0 0.5
 $lab^*olv^*_{Ma}$: 0.0 1.0 0.55

triangle lightness t^*

%Gamut
 $u^*_{rel} = 88$
 %Regularity
 $g^*_{H,rel} = 31$
 $g^*_{C,rel} = 40$

FRS15_90a; adapted (a) CIELAB data

	u^*_e	$L^*=L^*_a$	a^*_a	b^*_a	$C^*_{ab,a}$	$h^*_{ab,a}$	u^*_d
r00j	39.18	56.94	27.13	63.07	25	m81o	
r25j	42.41	49.1	44.5	66.26	42	o10y	
r50j	52.78	35.22	58.37	68.17	59	o40y	
r75j	64.82	19.12	74.47	76.89	76	o69y	
j00g	82.06	-3.94	97.52	97.6	92	o98y	
j25g	67.26	-26.87	74.67	79.36	110	y34l	
j50g	55.83	-43.45	57.11	71.76	127	y69l	
j75g	47.5	-54.18	38.3	66.35	145	l03c	
g00b	50.07	-44.09	14.13	46.3	162	l23c	
g25b	52.21	-35.66	-6.03	36.17	190	l55c	
g50b	53.9	-29.04	-21.87	36.36	217	l87c	
g75b	49.44	-15.51	-32.31	35.84	244	c20v	
b00r	41.36	1.15	-37.95	37.97	272	c53v	
b25r	28.74	27.19	-46.77	54.1	300	c87v	
b50r	33.74	61.97	-37.81	72.59	329	v68m	
b75r	40.08	64.26	-3.32	64.35	357	m33o	

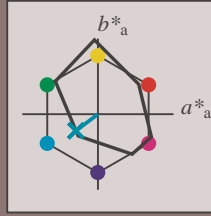


See for similar files: <http://www.ps.bam.de/Ee37/>; www.ps.bam.de/Ee37/
 Technical information: <http://www.ps.bam.de> Version 2.1, io=1,1, CIELAB, ColSpX=0

BAM registration: 20081001-Ee37/10L/L37E00FP.PS/.PDF BAM material: code=rhadata
 application for evaluation and measurement of printer or monitor systems

Input and output: Colorimetric Printer Reflective System FRS15_90a for relative CIELAB hue $h^* = lab^*h^* = h_{ab}/360 = 0.603$
 data for any colour:
 lab^*tch^* and lab^*icu^*

Hue texts:
 $u^*_e = g50b$ $u^*_d = l87c$
 contrast reduction factor:
 $c_R = 0.9$
 triangle lightness t^*



FRS15_90a; CIELAB data

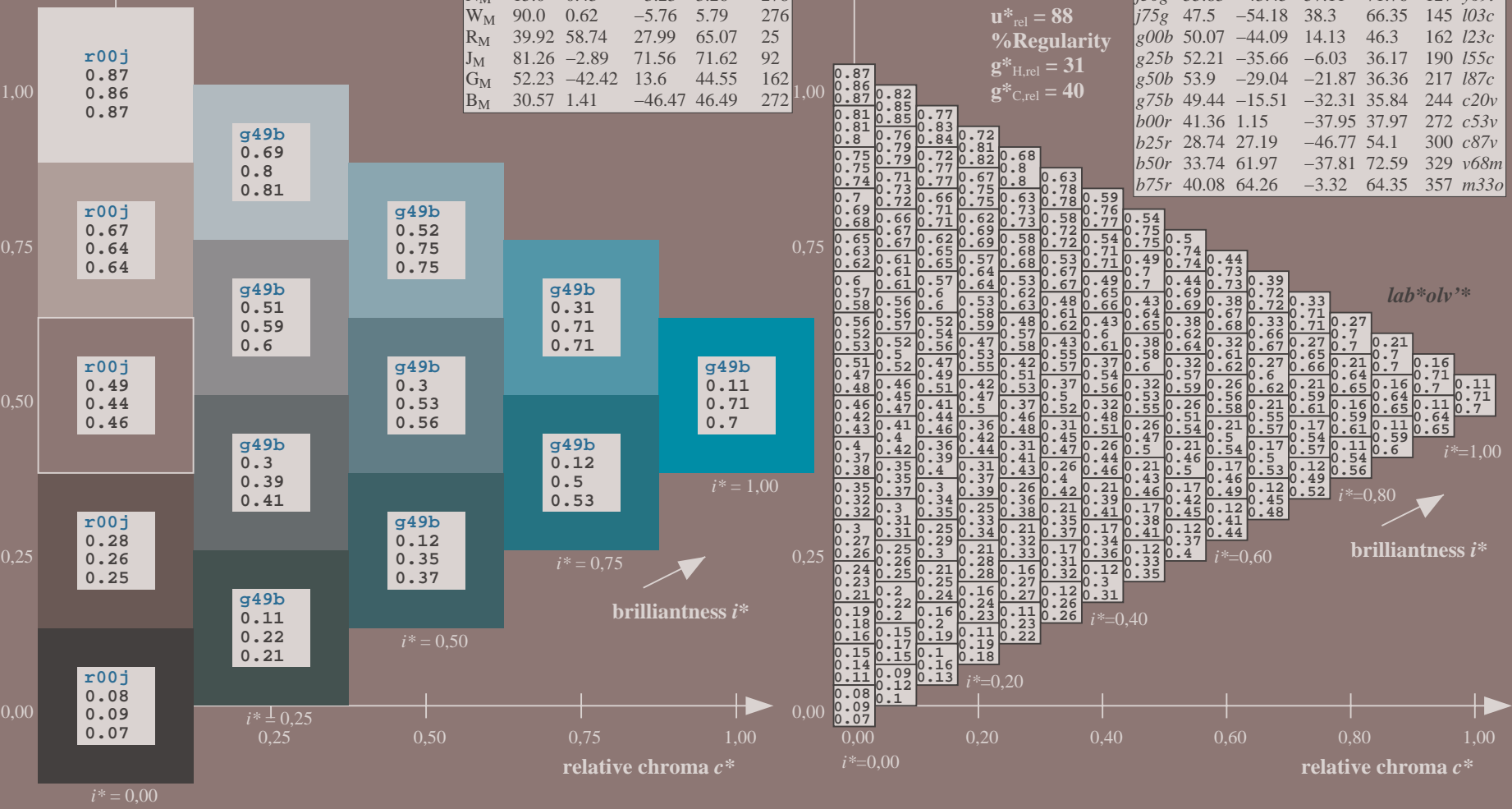
	u^*_e	$L^*=L^*$	a^*	b^*	C^*_{ab}	h^*_{ab}
O_M	38.8	54.41	35.65	65.05	33	
Y_M	82.58	-4.04	92.72	92.8	92	
L_M	46.95	-55.83	39.15	68.19	145	
C_M	54.62	-25.67	-33.25	42.01	232	
V_M	20.01	45.64	-56.27	72.45	309	
M_M	40.88	71.17	-34.09	78.92	334	
N_M	15.0	0.43	-3.23	3.26	278	
W_M	90.0	0.62	-5.76	5.79	276	
R_M	39.92	58.74	27.99	65.07	25	
J_M	81.26	-2.89	71.56	71.62	92	
G_M	52.23	-42.42	13.6	44.55	162	
B_M	30.57	1.41	-46.47	46.49	272	

Data for maximum colour (M_a):
 $LAB^*LAB^*_{Ma}: 54 -29 -22$
 $LAB^*LCH^*_{Ma}: 54 36 216$
 $lab^*rgb^*_{Ma}: 0.0 1.0 1.0$
 $lab^*olv^*_{Ma}: 0.0 1.0 0.88$
 triangle lightness t^*

FRS15_90a; adapted (a) CIELAB data

	u^*_e	$L^*=L^*_a$	a^*_a	b^*_a	$C^*_{ab,a}$	$h^*_{ab,a}$	u^*_d
$r00j$	39.18	56.94	27.13	63.07	25	$m81o$	
$r25j$	42.41	49.1	44.5	66.26	42	$o10y$	
$r50j$	52.78	35.22	58.37	68.17	59	$o40y$	
$r75j$	64.82	19.12	74.47	76.89	76	$o69y$	
$j00g$	82.06	-3.94	97.52	97.6	92	$o98y$	
$j25g$	67.26	-26.87	74.67	79.36	110	$y34l$	
$j50g$	55.83	-43.45	57.11	71.76	127	$y69l$	
$j75g$	47.5	-54.18	38.3	66.35	145	$l03c$	
$g00b$	50.07	-44.09	14.13	46.3	162	$l23c$	
$g25b$	52.21	-35.66	-6.03	36.17	190	$l55c$	
$g50b$	53.9	-29.04	-21.87	36.36	217	$l87c$	
$g75b$	49.44	-15.51	-32.31	35.84	244	$c20v$	
$b00r$	41.36	1.15	-37.95	37.97	272	$c53v$	
$b25r$	28.74	27.19	-46.77	54.1	300	$c87v$	
$b50r$	33.74	61.97	-37.81	72.59	329	$v68m$	
$b75r$	40.08	64.26	-3.32	64.35	357	$m33o$	

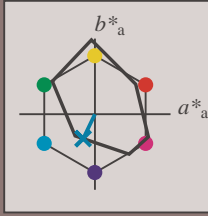
%Gamut
 $u^*_{rel} = 88$
 %Regularity
 $g^*_{H,rel} = 31$
 $g^*_{C,rel} = 40$



BAM registration: 20081001-Ee37/10L/L37E00FP.PS/.PDF
 application for evaluation and measurement of printer or monitor systems
 BAM material: code=rh4ta

Input and output: Colorimetric Printer Reflective System FRS15_90a for relative CIELAB hue $h^* = lab^*h^* = h_{ab}/360 = 0.679$
 data for any colour:
 lab^*tch^* and lab^*icu^*

Hue texts:
 $u^*_e = g75b$ $u^*_d = c20v$
 contrast reduction factor:
 $c_R = 0.9$
 triangle lightness t^*



FRS15_90a; CIELAB data

	u^*_e	$L^*=L^*$	a^*	b^*	C^*_{ab}	h^*_{ab}
O _M	38.8	54.41	35.65	65.05	33	
Y _M	82.58	-4.04	92.72	92.8	92	
L _M	46.95	-55.83	39.15	68.19	145	
C _M	54.62	-25.67	-33.25	42.01	232	
V _M	20.01	45.64	-56.27	72.45	309	
M _M	40.88	71.17	-34.09	78.92	334	
N _M	15.0	0.43	-3.23	3.26	278	
W _M	90.0	0.62	-5.76	5.79	276	
R _M	39.92	58.74	27.99	65.07	25	
J _M	81.26	-2.89	71.56	71.62	92	
G _M	52.23	-42.42	13.6	44.55	162	
B _M	30.57	1.41	-46.47	46.49	272	

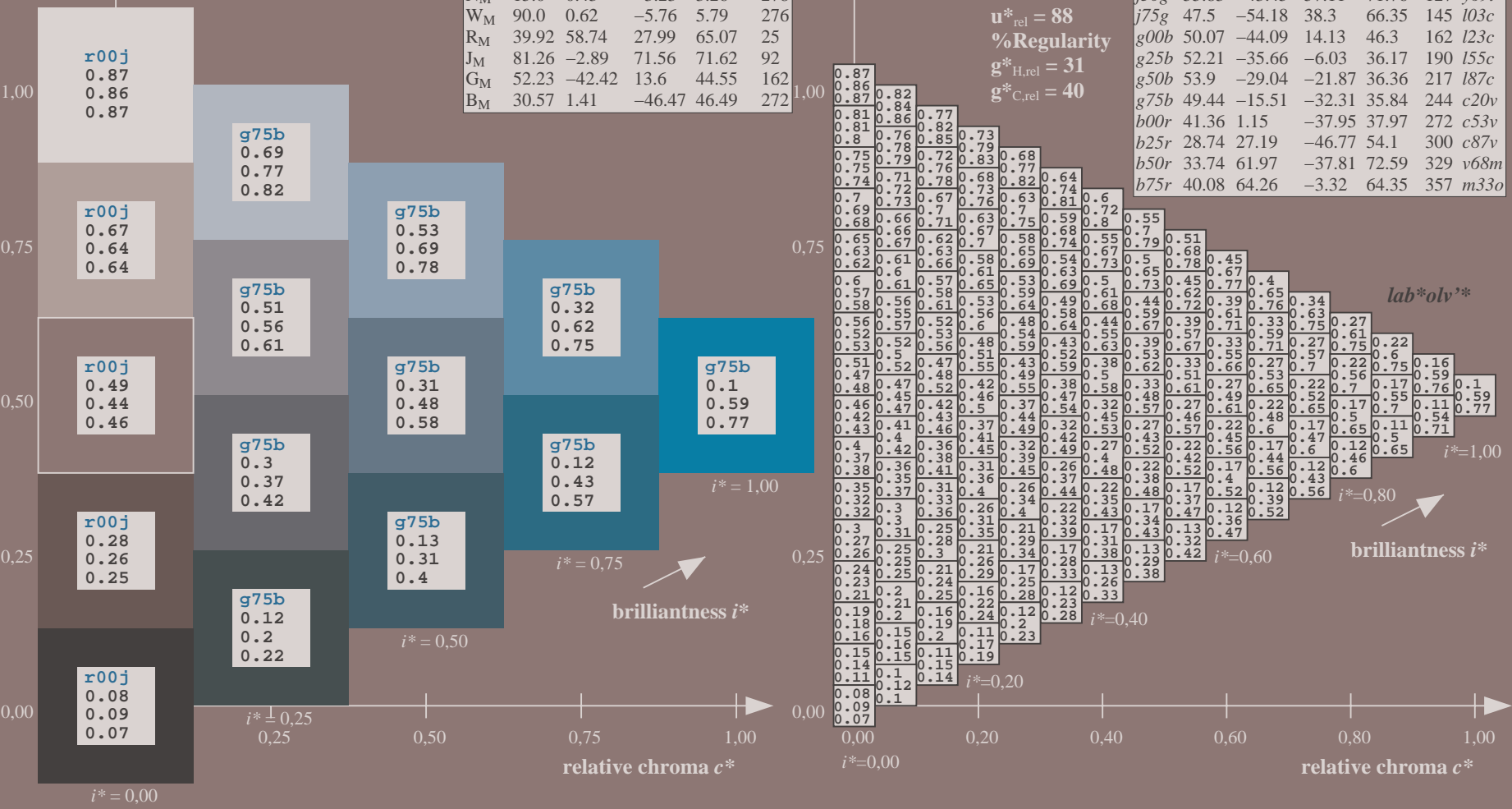
Data for maximum colour (Ma):

$LAB^*LAB^*_{Ma}$: 49 -16 -32
 $LAB^*LCH^*_{Ma}$: 49 36 244
 $lab^*rgb^*_{Ma}$: 0.0 0.5 1.0
 $lab^*olv^*_{Ma}$: 0.0 0.8 1.0
 triangle lightness t^*

%Gamut
 $u^*_{rel} = 88$
 %Regularity
 $g^*_{H,rel} = 31$
 $g^*_{C,rel} = 40$

FRS15_90a; adapted (a) CIELAB data

	u^*_e	$L^*=L^*$	a^*_a	b^*_a	$C^*_{ab,a}$	$h^*_{ab,a}$	u^*_d
r00j	39.18	56.94	27.13	63.07	25	m81o	
r25j	42.41	49.1	44.5	66.26	42	o10y	
r50j	52.78	35.22	58.37	68.17	59	o40y	
r75j	64.82	19.12	74.47	76.89	76	o69y	
j00g	82.06	-3.94	97.52	97.6	92	o98y	
j25g	67.26	-26.87	74.67	79.36	110	y34l	
j50g	55.83	-43.45	57.11	71.76	127	y69l	
j75g	47.5	-54.18	38.3	66.35	145	l03c	
g00b	50.07	-44.09	14.13	46.3	162	l23c	
g25b	52.21	-35.66	-6.03	36.17	190	l55c	
g50b	53.9	-29.04	-21.87	36.36	217	l87c	
g75b	49.44	-15.51	-32.31	35.84	244	c20v	
b00r	41.36	1.15	-37.95	37.97	272	c53v	
b25r	28.74	27.19	-46.77	54.1	300	c87v	
b50r	33.74	61.97	-37.81	72.59	329	v68m	
b75r	40.08	64.26	-3.32	64.35	357	m33o	

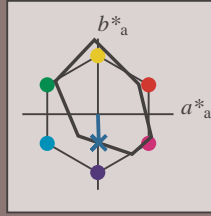


See for similar files: <http://www.ps.bam.de/Ee37/>; www.ps.bam.de/Ee37/
 Technical information: <http://www.ps.bam.de> Version 2.1, io=1,1, CIELAB, ColSpX=0

BAM registration: 20081001-Ee37/10L/L37E00FP.PS/.PDF BAM material: code=rh4ta
 application for evaluation and measurement of printer or monitor systems

Input and output: Colorimetric Printer Reflective System FRS15_90a for relative CIELAB hue $h^* = lab^*h^* = h_{ab}/360 = 0.755$
 data for any colour:
 lab^*tch^* and lab^*icu^*

Hue texts:
 $u^*_e = b00r$ $u^*_d = c53v$
 contrast reduction factor:
 $c_R = 0.9$
 triangle lightness t^*



FRS15_90a; CIELAB data

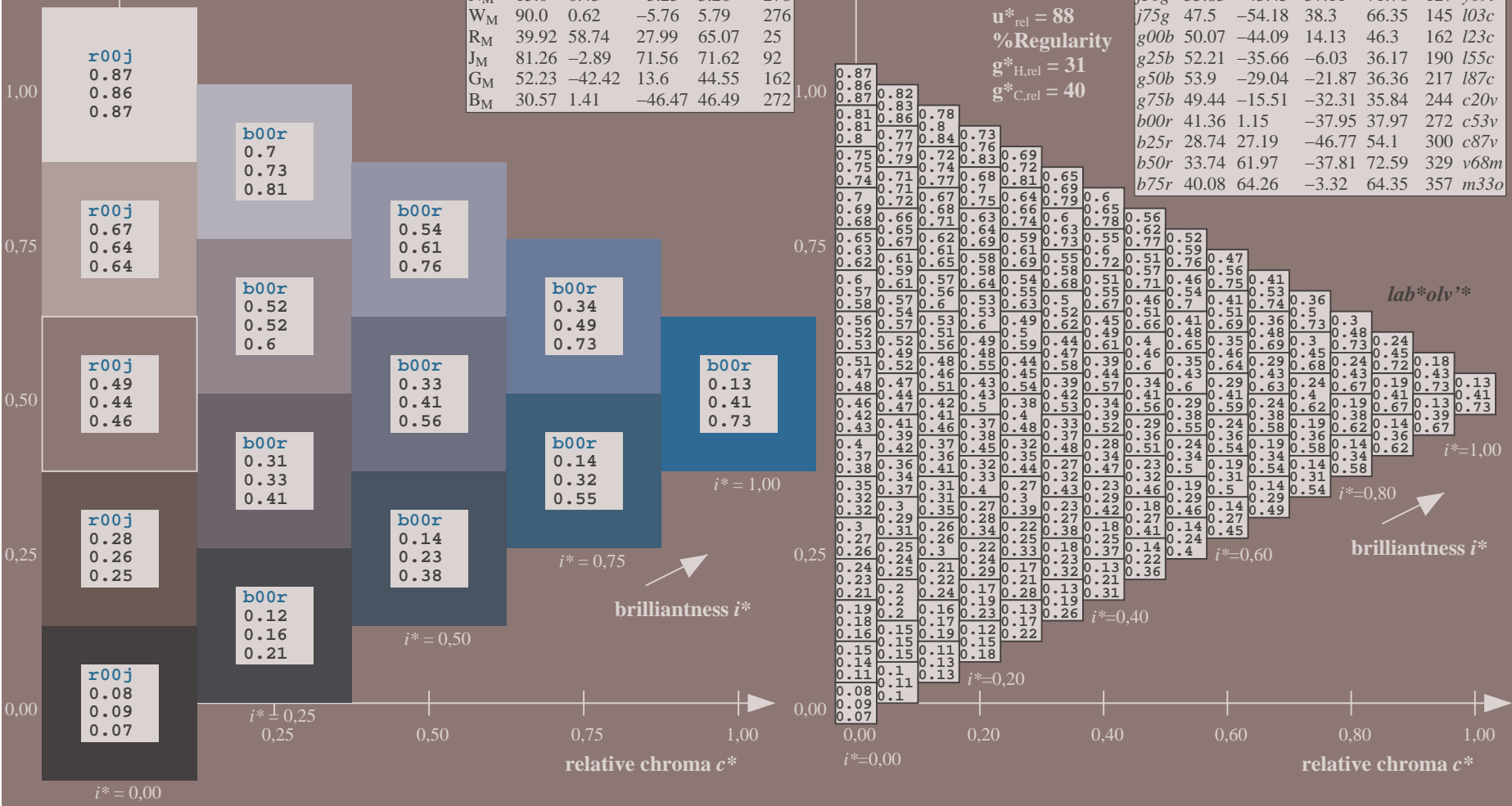
	u^*_e	$L^*=L^*$	a^*	b^*	C^*_{ab}	h^*_{ab}
O_M	38.8	54.41	35.65	65.05	33	
Y_M	82.58	-4.04	92.72	92.8	92	
L_M	46.95	-55.83	39.15	68.19	145	
C_M	54.62	-25.67	-33.25	42.01	232	
V_M	20.01	45.64	-56.27	72.45	309	
M_M	40.88	71.17	-34.09	78.92	334	
N_M	15.0	0.43	-3.23	3.26	278	
W_M	90.0	0.62	-5.76	5.79	276	
R_M	39.92	58.74	27.99	65.07	25	
J_M	81.26	-2.89	71.56	71.62	92	
G_M	52.23	-42.42	13.6	44.55	162	
B_M	30.57	1.41	-46.47	46.49	272	

Data for maximum colour (M_a):
 $LAB^*LAB^*_{M_a}: 41 \ 1 \ -38$
 $LAB^*LCH^*_{M_a}: 41 \ 38 \ 271$
 $lab^*rgb^*_{M_a}: 0.0 \ 0.0 \ 1.0$
 $lab^*olv^*_{M_a}: 0.0 \ 0.47 \ 1.0$
 triangle lightness t^*

FRS15_90a; adapted (a) CIELAB data

	u^*_e	$L^*=L^*_a$	a^*_a	b^*_a	$C^*_{ab,a}$	$h^*_{ab,a}$	u^*_d
$r00j$	39.18	56.94	27.13	63.07	25	$m81o$	
$r25j$	42.41	49.1	44.5	66.26	42	$o10y$	
$r50j$	52.78	35.22	58.37	68.17	59	$o40y$	
$r75j$	64.82	19.12	74.47	76.89	76	$o69y$	
$j00g$	82.06	-3.94	97.52	97.6	92	$o98y$	
$j25g$	67.26	-26.87	74.67	79.36	110	$y34l$	
$j50g$	55.83	-43.45	57.11	71.76	127	$y69l$	
$j75g$	47.5	-54.18	38.3	66.35	145	$l03c$	
$g00b$	50.07	-44.09	14.13	46.3	162	$l23c$	
$g25b$	52.21	-35.66	-6.03	36.17	190	$l55c$	
$g50b$	53.9	-29.04	-21.87	36.36	217	$l87c$	
$g75b$	49.44	-15.51	-32.31	35.84	244	$c20v$	
$b00r$	41.36	1.15	-37.95	37.97	272	$c53v$	
$b25r$	28.74	27.19	-46.77	54.1	300	$c87v$	
$b50r$	33.74	61.97	-37.81	72.59	329	$v68m$	
$b75r$	40.08	64.26	-3.32	64.35	357	$m33o$	

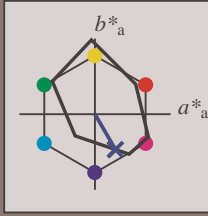
%Gamut
 $u^*_{rel} = 88$
 %Regularity
 $g^*_{H,rel} = 31$
 $g^*_{C,rel} = 40$



BAM registration: 20081001-Ee37/10L/L37E00FP.PS/.PDF
 application for evaluation and measurement of printer or monitor systems
 BAM material: code=rh4ta

Input and output: Colorimetric Printer Reflective System FRS15_90a for relative CIELAB hue $h^* = lab^*h^* = h_{ab}/360 = 0.834$
 data for any colour:
 lab^*tch^* and lab^*icu^*

Hue texts:
 $u^*_e = b25r$ $u^*_d = c87v$
 contrast reduction factor:
 $c_R = 0.9$
 triangle lightness t^*



FRS15_90a; CIELAB data

	u^*_e	$L^*=L^*_a$	a^*_a	b^*_a	C^*_{ab}	h^*_{ab}
O _M	38.8	54.41	35.65	65.05	33	
Y _M	82.58	-4.04	92.72	92.8	92	
L _M	46.95	-55.83	39.15	68.19	145	
C _M	54.62	-25.67	-33.25	42.01	232	
V _M	20.01	45.64	-56.27	72.45	309	
M _M	40.88	71.17	-34.09	78.92	334	
N _M	15.0	0.43	-3.23	3.26	278	
W _M	90.0	0.62	-5.76	5.79	276	
R _M	39.92	58.74	27.99	65.07	25	
J _M	81.26	-2.89	71.56	71.62	92	
G _M	52.23	-42.42	13.6	44.55	162	
B _M	30.57	1.41	-46.47	46.49	272	

Data for maximum colour (Ma):

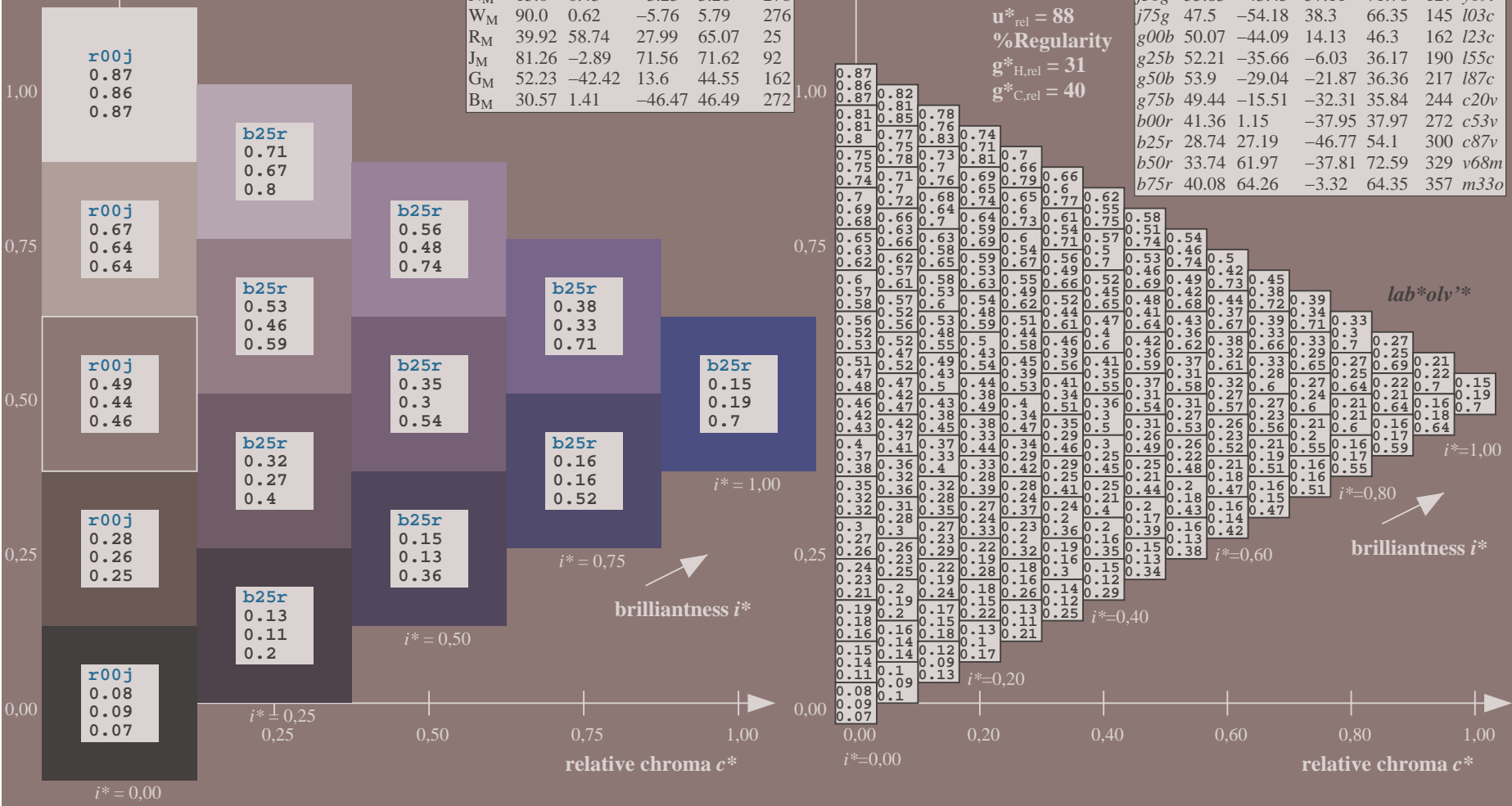
$LAB^*LAB^*_{Ma}$: 29 27 -47
 $LAB^*LCH^*_{Ma}$: 29 54 300
 $lab^*rgb^*_{Ma}$: 0.5 0.0 1.0
 $lab^*olv^*_{Ma}$: 0.0 0.12 1.0

triangle lightness t^*

%Gamut
 $u^*_{rel} = 88$
 %Regularity
 $g^*_{H,rel} = 31$
 $g^*_{C,rel} = 40$

FRS15_90a; adapted (a) CIELAB data

	u^*_e	$L^*=L^*_a$	a^*_a	b^*_a	$C^*_{ab,a}$	$h^*_{ab,a}$	u^*_d
r00j	39.18	56.94	27.13	63.07	25	m81o	
r25j	42.41	49.1	44.5	66.26	42	o10y	
r50j	52.78	35.22	58.37	68.17	59	o40y	
r75j	64.82	19.12	74.47	76.89	76	o69y	
j00g	82.06	-3.94	97.52	97.6	92	o98y	
j25g	67.26	-26.87	74.67	79.36	110	y34l	
j50g	55.83	-43.45	57.11	71.76	127	y69l	
j75g	47.5	-54.18	38.3	66.35	145	l03c	
g00b	50.07	-44.09	14.13	46.3	162	l23c	
g25b	52.21	-35.66	-6.03	36.17	190	l55c	
g50b	53.9	-29.04	-21.87	36.36	217	l87c	
g75b	49.44	-15.51	-32.31	35.84	244	c20v	
b00r	41.36	1.15	-37.95	37.97	272	c53v	
b25r	28.74	27.19	-46.77	54.1	300	c87v	
b50r	33.74	61.97	-37.81	72.59	329	v68m	
b75r	40.08	64.26	-3.32	64.35	357	m33o	

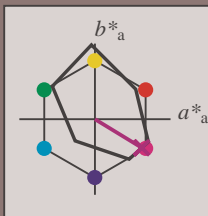


See for similar files: <http://www.ps.bam.de/Ee37/>; <http://www.ps.bam.de/Ee37/10L/L37E00FP.PS/>
 Technical information: <http://www.ps.bam.de> Version 2.1, io=1,1, CIELAB, ColSpX=0

BAM registration: 20081001-Ee37/10L/L37E00FP.PS/.PDF BAM material: code=rh4ta
 application for evaluation and measurement of printer or monitor systems

Input and output: Colorimetric Printer Reflective System FRS15_90a for relative CIELAB hue $h^* = lab^*h^* = h_{ab}/360 = 0.913$
 data for any colour:
 lab^*tch^* and lab^*icu^*

Hue texts:
 $u^*_e = b50r$ $u^*_d = v68m$
 contrast reduction factor:
 $c_R = 0.9$
 triangle lightness t^*



FRS15_90a; CIELAB data						
	u^*_e	$L^*=L^*$	a^*	b^*	C^*_{ab}	h^*_{ab}
O _M	38.8	54.41	35.65	65.05	33	
Y _M	82.58	-4.04	92.72	92.8	92	
L _M	46.95	-55.83	39.15	68.19	145	
C _M	54.62	-25.67	-33.25	42.01	232	
V _M	20.01	45.64	-56.27	72.45	309	
M _M	40.88	71.17	-34.09	78.92	334	
N _M	15.0	0.43	-3.23	3.26	278	
W _M	90.0	0.62	-5.76	5.79	276	
R _M	39.92	58.74	27.99	65.07	25	
J _M	81.26	-2.89	71.56	71.62	92	
G _M	52.23	-42.42	13.6	44.55	162	
B _M	30.57	1.41	-46.47	46.49	272	

Data for maximum colour (Ma):

$LAB^*LAB^*_{Ma}$: 34 62 -38

$LAB^*LCH^*_{Ma}$: 34 73 328

$lab^*rgb^*_{Ma}$: 1.0 0.0 1.0

$lab^*olv^*_{Ma}$: 0.68 0.0 1.0

triangle lightness t^*

%Gamut

$u^*_{rel} = 88$

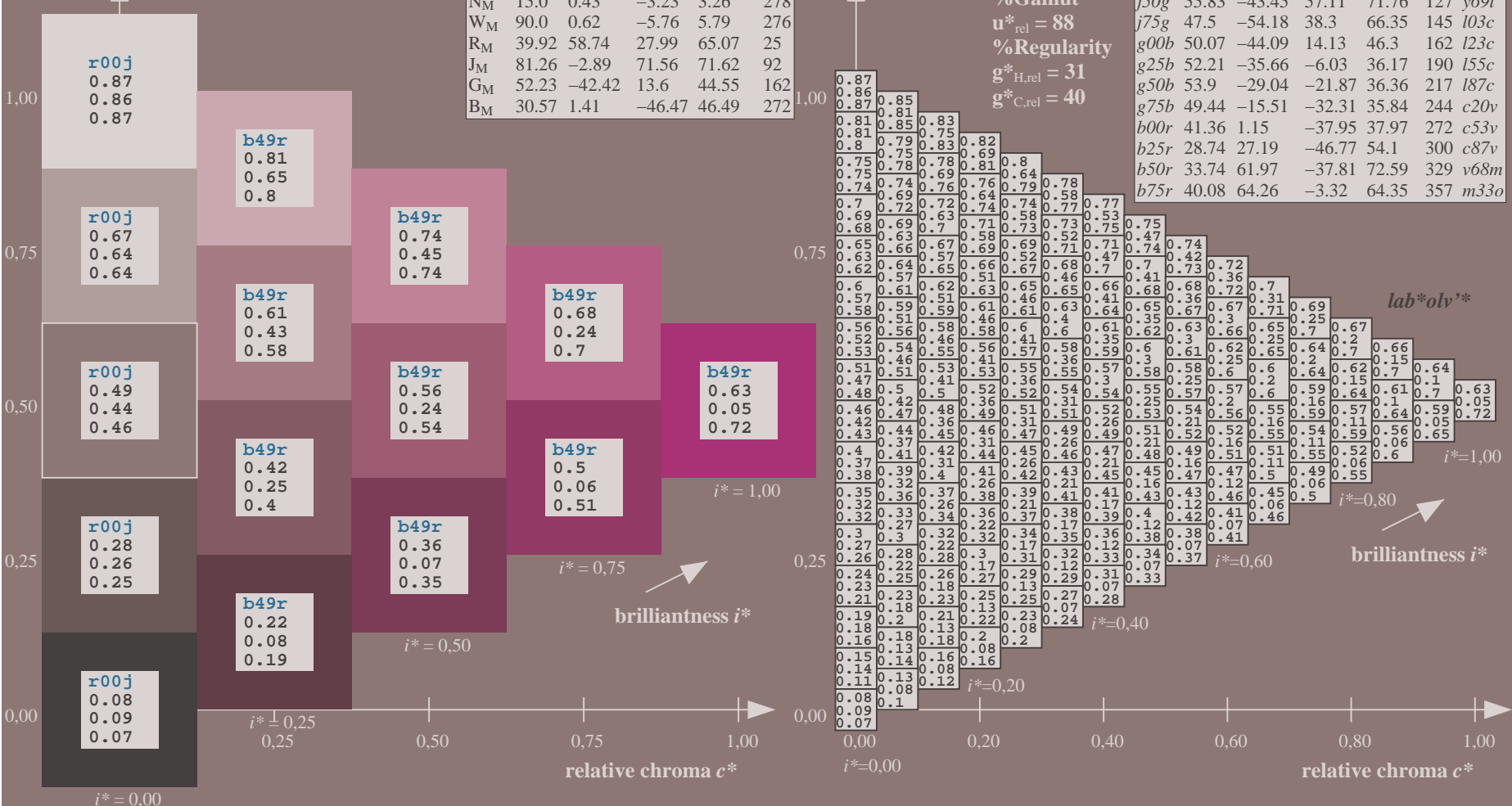
%Regularity

$g^*_{H,rel} = 31$

$g^*_{C,rel} = 40$

$u^*_e = b50r$
 lab^*olv^*

FRS15_90a; adapted (a) CIELAB data							
	u^*_e	$L^*=L^*_a$	a^*_a	b^*_a	$C^*_{ab,a}$	$h^*_{ab,a}$	u^*_d
r00j	39.18	56.94	27.13	63.07	25	m81o	
r25j	42.41	49.1	44.5	66.26	42	o10y	
r50j	52.78	35.22	58.37	68.17	59	o40y	
r75j	64.82	19.12	74.47	76.89	76	o69y	
j00g	82.06	-3.94	97.52	97.6	92	o98y	
j25g	67.26	-26.87	74.67	79.36	110	y34l	
j50g	55.83	-43.45	57.11	71.76	127	y69l	
j75g	47.5	-54.18	38.3	66.35	145	l03c	
g00b	50.07	-44.09	14.13	46.3	162	l23c	
g25b	52.21	-35.66	-6.03	36.17	190	l55c	
g50b	53.9	-29.04	-21.87	36.36	217	l87c	
g75b	49.44	-15.51	-32.31	35.84	244	c20v	
b00r	41.36	1.15	-37.95	37.97	272	c53v	
b25r	28.74	27.19	-46.77	54.1	300	c87v	
b50r	33.74	61.97	-37.81	72.59	329	v68m	
b75r	40.08	64.26	-3.32	64.35	357	m33o	



See for similar files: <http://www.ps.bam.de/Ee37/>; www.ps.bam.de/Ee37/10L/L37E00FP.PS/
 Technical information: <http://www.ps.bam.de> Version 2.1, io=1,1, CIELAB, ColSpX=0

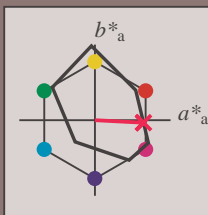
BAM registration: 20081001-Ee37/10L/L37E00FP.PS/.PDF BAM material: code=rh4ta
 application for evaluation and measurement of printer or monitor systems

Input and output: Colorimetric Printer Reflective System FRS15_90a for relative CIELAB hue $h^* = lab^*h^* = h_{ab}/360 = 0.992$

data for any colour:
 lab^*tch^* and lab^*icu^*

Hue texts:

$u^*_e = b75r$ $u^*_d = m33o$
 contrast reduction factor:
 $c_R = 0.9$
 triangle lightness t^*



FRS15_90a; CIELAB data

	u^*_e	$L^*=L^*_a$	a^*	b^*	C^*_{ab}	h^*_{ab}
O_M	38.8	54.41	35.65	65.05	33	
Y_M	82.58	-4.04	92.72	92.8	92	
L_M	46.95	-55.83	39.15	68.19	145	
C_M	54.62	-25.67	-33.25	42.01	232	
V_M	20.01	45.64	-56.27	72.45	309	
M_M	40.88	71.17	-34.09	78.92	334	
N_M	15.0	0.43	-3.23	3.26	278	
W_M	90.0	0.62	-5.76	5.79	276	
R_M	39.92	58.74	27.99	65.07	25	
J_M	81.26	-2.89	71.56	71.62	92	
G_M	52.23	-42.42	13.6	44.55	162	
B_M	30.57	1.41	-46.47	46.49	272	

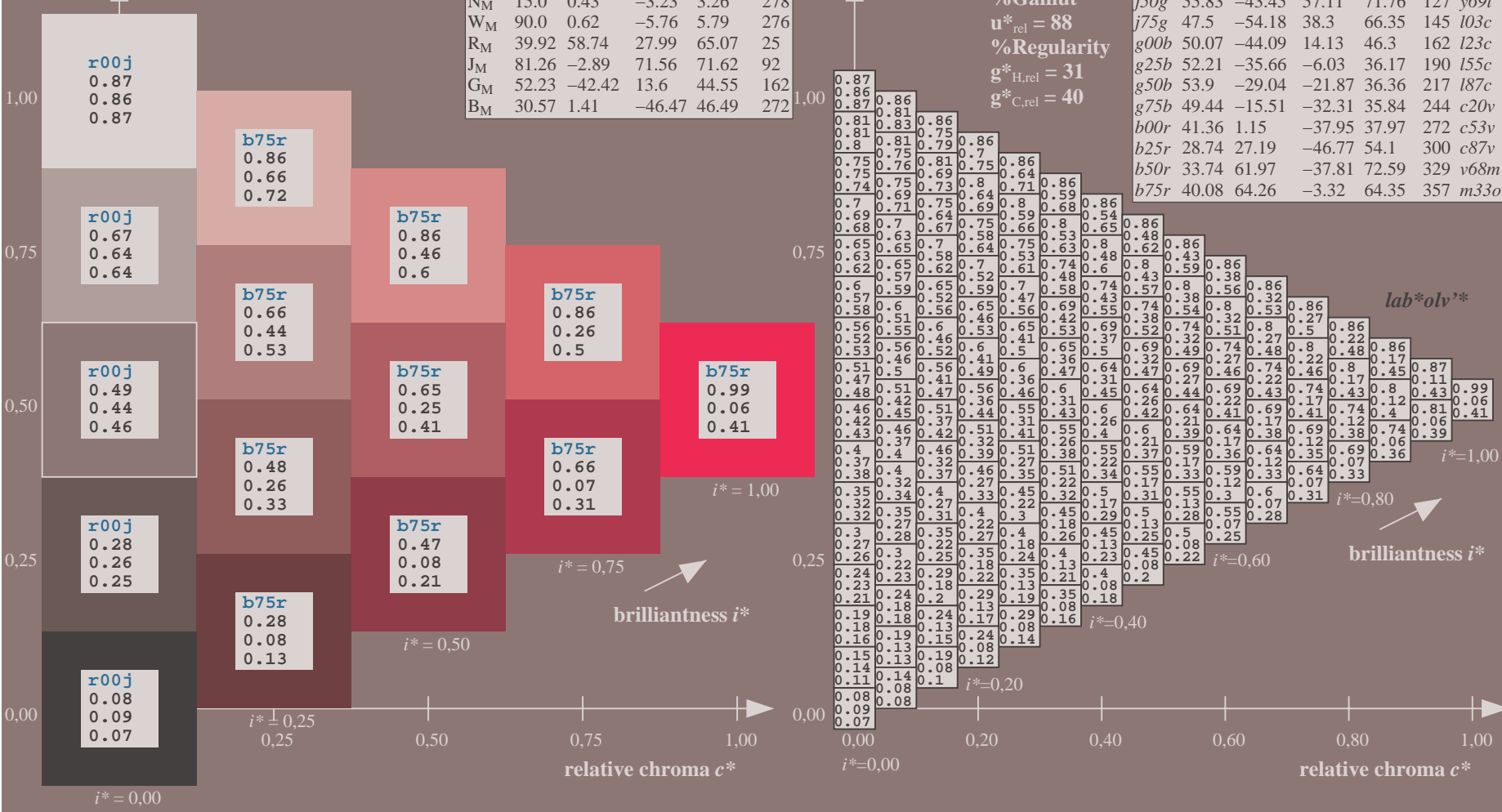
Data for maximum colour (M_a):

$LAB^*LAB^*_M_a$: 40 64 -3
 $LAB^*LCH^*_M_a$: 40 64 357
 $lab^*rgb^*_M_a$: 1.0 0.0 0.5
 $lab^*olv^*_M_a$: 1.0 0.0 0.66
 triangle lightness t^*

%Gamut
 $u^*_{rel} = 88$
 %Regularity
 $g^*_{H,rel} = 31$
 $g^*_{C,rel} = 40$

FRS15_90a; adapted (a) CIELAB data

	u^*_e	$L^*=L^*_a$	a^*_a	b^*_a	$C^*_{ab,a}$	$h^*_{ab,a}$	u^*_d
$r00j$	39.18	56.94	27.13	63.07	25	$m81o$	
$r25j$	42.41	49.1	44.5	66.26	42	$o10y$	
$r50j$	52.78	35.22	58.37	68.17	59	$o40y$	
$r75j$	64.82	19.12	74.47	76.89	76	$o69y$	
$j00g$	82.06	-3.94	97.52	97.6	92	$o98y$	
$j25g$	67.26	-26.87	74.67	79.36	110	$y34l$	
$j50g$	55.83	-43.45	57.11	71.76	127	$y69l$	
$j75g$	47.5	-54.18	38.3	66.35	145	$l03c$	
$g00b$	50.07	-44.09	14.13	46.3	162	$l23c$	
$g25b$	52.21	-35.66	-6.03	36.17	190	$l55c$	
$g50b$	53.9	-29.04	-21.87	36.36	217	$l87c$	
$g75b$	49.44	-15.51	-32.31	35.84	244	$c20v$	
$b00r$	41.36	1.15	-37.95	37.97	272	$c53v$	
$b25r$	28.74	27.19	-46.77	54.1	300	$c87v$	
$b50r$	33.74	61.97	-37.81	72.59	329	$v68m$	
$b75r$	40.08	64.26	-3.32	64.35	357	$m33o$	



$u^*_e = b75r$
 lab^*olv^*

See for similar files: <http://www.ps.bam.de/Ee37/>; <http://www.ps.bam.de/Ee37/10L/L37E00FP.PS/>
 Technical information: <http://www.ps.bam.de> Version 2.1, io=1,1, CIELAB, ColSpX=0

BAM registration: 20081001-Ee37/10L/L37E00FP.PS/.PDF BAM material: code=rh4ta
 application for evaluation and measurement of printer or monitor systems

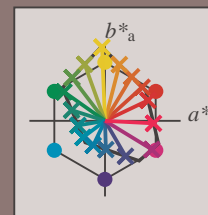
	A	B	C	D	E	F	G	H	I	J	K	L	M	N	O	P	Q	R	S	T	U	V	W	X	Y	Z	a	b	c	d	e	f	g	h	i	j	k	lab*oly*			
01	0.08	0.09	0.11	0.1	0.1	0.1	0.1	0.1	0.09	0.08	0.19	0.21	0.19	0.19	0.19	0.19	0.19	0.19	0.19	0.19	0.28	0.27	0.27	0.27	0.27	0.26	0.25	0.87	0.87	0.87	0.87	0.86	0.86	0.85	0.84	0.84	0.08	0.08	0.08	0.08	
02	0.09	0.15	0.21	0.28	0.35	0.42	0.5	0.6	0.75	0.08	0.16	0.22	0.29	0.36	0.43	0.5	0.6	0.72	0.08	0.15	0.24	0.3	0.37	0.44	0.51	0.6	0.72	0.86	0.75	0.65	0.55	0.45	0.36	0.26	0.17	0.08	0.09	0.09	0.09	0.09	
03	0.07	0.06	0.06	0.06	0.06	0.06	0.06	0.06	0.06	0.06	0.06	0.06	0.06	0.06	0.06	0.06	0.06	0.06	0.06	0.05	0.05	0.05	0.05	0.05	0.05	0.05	0.05	0.05	0.87	0.74	0.62	0.52	0.42	0.31	0.22	0.11	0.05	0.07	0.07	0.07	
04	0.12	0.1	0.11	0.12	0.13	0.13	0.13	0.13	0.13	0.16	0.19	0.19	0.2	0.2	0.2	0.19	0.19	0.18	0.08	0.29	0.31	0.29	0.29	0.29	0.28	0.28	0.28	0.78	0.76	0.76	0.76	0.75	0.75	0.74	0.73	0.73	0.19	0.19	0.19	0.19	
05	0.07	0.15	0.21	0.28	0.34	0.41	0.48	0.57	0.67	0.08	0.18	0.24	0.3	0.37	0.44	0.51	0.6	0.72	0.08	0.15	0.25	0.31	0.37	0.44	0.51	0.6	0.71	0.83	0.76	0.65	0.55	0.45	0.36	0.26	0.18	0.08	0.18	0.18	0.18		
06	0.12	0.14	0.16	0.18	0.19	0.2	0.2	0.21	0.22	0.12	0.15	0.15	0.15	0.14	0.14	0.14	0.14	0.14	0.11	0.14	0.14	0.14	0.14	0.14	0.13	0.13	0.13	0.85	0.74	0.63	0.53	0.43	0.32	0.21	0.12	0.05	0.15	0.15	0.15		
07	0.14	0.12	0.11	0.13	0.13	0.13	0.14	0.14	0.14	0.2	0.21	0.21	0.21	0.21	0.21	0.22	0.22	0.22	0.27	0.28	0.28	0.29	0.29	0.29	0.29	0.29	0.29	0.69	0.68	0.67	0.67	0.67	0.67	0.66	0.65	0.64	0.28	0.28	0.28	0.28	
08	0.07	0.17	0.22	0.28	0.35	0.41	0.48	0.56	0.66	0.08	0.17	0.24	0.3	0.37	0.43	0.5	0.58	0.68	0.08	0.17	0.26	0.32	0.39	0.46	0.53	0.61	0.72	0.8	0.72	0.64	0.54	0.44	0.35	0.26	0.17	0.08	0.26	0.26	0.26	0.26	
09	0.19	0.21	0.22	0.24	0.27	0.29	0.31	0.32	0.34	0.19	0.22	0.24	0.26	0.28	0.29	0.3	0.31	0.31	0.29	0.22	0.25	0.24	0.24	0.24	0.24	0.24	0.24	0.83	0.72	0.64	0.54	0.43	0.32	0.21	0.12	0.05	0.25	0.25	0.25	0.25	
10	0.15	0.14	0.13	0.11	0.13	0.13	0.14	0.14	0.14	0.22	0.23	0.24	0.2	0.21	0.21	0.22	0.22	0.23	0.29	0.3	0.31	0.31	0.3	0.3	0.31	0.31	0.31	0.61	0.59	0.59	0.59	0.58	0.58	0.58	0.57	0.56	0.38	0.38	0.38	0.38	
11	0.06	0.17	0.23	0.28	0.35	0.42	0.48	0.57	0.66	0.07	0.16	0.25	0.3	0.37	0.43	0.5	0.58	0.67	0.07	0.16	0.25	0.32	0.39	0.45	0.52	0.6	0.7	0.77	0.69	0.61	0.54	0.44	0.34	0.25	0.17	0.08	0.35	0.35	0.35	0.35	
12	0.26	0.29	0.3	0.32	0.34	0.36	0.39	0.41	0.43	0.27	0.29	0.31	0.33	0.33	0.33	0.33	0.33	0.42	0.27	0.29	0.32	0.34	0.36	0.38	0.39	0.4	0.41	0.81	0.71	0.62	0.55	0.44	0.33	0.22	0.12	0.05	0.36	0.36	0.36	0.36	
13	0.16	0.15	0.14	0.13	0.13	0.13	0.14	0.14	0.14	0.23	0.25	0.25	0.25	0.25	0.25	0.25	0.25	0.25	0.31	0.32	0.33	0.33	0.33	0.33	0.33	0.33	0.33	0.62	0.52	0.51	0.51	0.51	0.51	0.49	0.49	0.49	0.49	0.49	0.49	0.49	
14	0.05	0.18	0.24	0.3	0.36	0.42	0.49	0.57	0.66	0.06	0.15	0.25	0.31	0.37	0.44	0.5	0.58	0.67	0.06	0.15	0.24	0.31	0.39	0.46	0.53	0.6	0.69	0.75	0.67	0.59	0.51	0.44	0.35	0.26	0.18	0.09	0.44	0.44	0.44	0.44	
15	0.35	0.37	0.38	0.4	0.41	0.43	0.45	0.48	0.5	0.35	0.37	0.39	0.4	0.42	0.44	0.46	0.48	0.5	0.35	0.37	0.39	0.42	0.43	0.45	0.47	0.49	0.5	0.8	0.7	0.61	0.54	0.46	0.35	0.23	0.13	0.05	0.46	0.46	0.46	0.46	
16	0.17	0.15	0.14	0.13	0.13	0.13	0.14	0.14	0.14	0.23	0.25	0.26	0.24	0.23	0.22	0.21	0.22	0.22	0.34	0.35	0.35	0.35	0.35	0.35	0.35	0.35	0.35	0.62	0.52	0.42	0.41	0.41	0.4	0.39	0.38	0.39	0.39	0.39	0.39	0.39	
17	0.05	0.18	0.25	0.31	0.37	0.43	0.5	0.58	0.68	0.05	0.14	0.26	0.33	0.38	0.44	0.51	0.59	0.68	0.05	0.14	0.23	0.34	0.4	0.46	0.53	0.61	0.7	0.73	0.64	0.56	0.48	0.42	0.35	0.26	0.18	0.09	0.54	0.54	0.54	0.54	
18	0.43	0.45	0.46	0.47	0.49	0.51	0.52	0.54	0.56	0.43	0.44	0.46	0.48	0.49	0.51	0.52	0.54	0.56	0.43	0.44	0.46	0.48	0.5	0.51	0.53	0.55	0.57	0.62	0.52	0.42	0.31	0.3	0.29	0.28	0.29	0.29	0.29	0.29	0.29	0.29	
19	0.05	0.19	0.27	0.33	0.39	0.45	0.51	0.59	0.65	0.05	0.14	0.26	0.34	0.4	0.47	0.52	0.58	0.67	0.05	0.14	0.23	0.31	0.38	0.45	0.52	0.61	0.7	0.8	0.72	0.62	0.54	0.46	0.39	0.32	0.26	0.17	0.08	0.64	0.64	0.64	0.64
20	0.52	0.52	0.54	0.55	0.56	0.57	0.59	0.6	0.62	0.51	0.52	0.53	0.55	0.56	0.57	0.59	0.6	0.62	0.51	0.52	0.53	0.55	0.57	0.58	0.59	0.6	0.62	0.78	0.68	0.59	0.51	0.43	0.34	0.25	0.14	0.06	0.64	0.64	0.64	0.64	
21	0.17	0.16	0.15	0.14	0.13	0.12	0.11	0.09	0.11	0.26	0.28	0.26	0.24	0.23	0.22	0.21	0.22	0.21	0.35	0.37	0.39	0.36	0.34	0.33	0.32	0.32	0.32	0.62	0.52	0.42	0.2	0.2	0.21	0.2	0.19	0.19	0.19	0.19	0.19	0.19	
22	0.05	0.19	0.28	0.35	0.41	0.47	0.53	0.61	0.71	0.05	0.13	0.26	0.35	0.41	0.47	0.53	0.61	0.7	0.05	0.14	0.22	0.36	0.43	0.49	0.55	0.62	0.71	0.72	0.61	0.51	0.43	0.36	0.28	0.22	0.15	0.09	0.86	0.86	0.86	0.86	
23	0.6	0.6	0.6	0.62	0.63	0.65	0.67	0.68	0.7	0.6	0.59	0.6	0.62	0.63	0.65	0.66	0.67	0.69	0.6	0.59	0.61	0.62	0.64	0.65	0.66	0.66	0.66	0.69	0.79	0.67	0.59	0.51	0.42	0.33	0.24	0.15	0.06	0.74	0.74	0.74	0.74
24	0.16	0.15	0.15	0.14	0.13	0.12	0.11	0.1	0.09	0.26	0.29	0.26	0.25	0.23	0.23	0.22	0.21	0.22	0.36	0.38	0.4	0.37	0.35	0.34	0.33	0.32	0.32	0.61	0.51	0.41	0.32	0.31	0.29	0.29	0.1	0.11	0.11	0.11	0.11	0.11	0.11
25	0.05	0.19	0.29	0.36	0.43	0.49	0.56	0.64	0.75	0.04	0.13	0.26	0.36	0.43	0.49	0.56	0.62	0.72	0.05	0.13	0.22	0.36	0.44	0.51	0.57	0.64	0.72	0.75	0.61	0.51	0.43	0.36	0.28	0.22	0.15	0.09	0.86	0.86	0.86	0.86	
26	0.39	0.4	0.42	0.44	0.4	0.38	0.37	0.36	0.35	0.48	0.49	0.51	0.52	0.53	0.5	0.47	0.46	0.44	0.56	0.57	0.58	0.59	0.6	0.61	0.61	0.61	0.61	0.55	0.54	0.87	0.99	1.0	1.0	1.0	1.0	1.0	0.89	0.08	0.08	0.08	
27	0.09	0.15	0.22	0.33	0.39	0.45	0.53	0.61	0.73	0.09	0.15	0.22	0.3	0.41	0.47	0.54	0.63	0.74	0.09	0.15	0.21	0.28	0.37	0.49	0.56	0.65	0.75	0.86	0.84	0.83	0.82	0.82	0.82	0.81	0.82	0.82	0.84	0.09	0.09	0.09	
28	0.05	0.05	0.05	0.05	0.05	0.05	0.05	0.05	0.05	0.05	0.05	0.05	0.05	0.05	0.05	0.05	0.05	0.05	0.05	0.05	0.05	0.05	0.05	0.05	0.05	0.05	0.05	0.87	0.73	0.61	0.5	0.4	0.29	0.19	0.11	0.05	0.07	0.07	0.07		
29	0.39	0.39	0.41	0.43	0.4	0.39	0.38	0.37	0.38	0.48	0.49	0.5	0.52	0.53	0.5	0.48	0.47	0.46	0.57	0.57	0.58	0.59	0.6	0.62	0.58	0.58	0.58	0.55	0.79	0.76	0.78	0.8	0.8	0.81	0.8	0.79	0.78	0.15	0.15	0.15	0.15
30	0.08	0.18	0.23	0.33	0.39	0.46	0.53	0.61	0.72	0.08	0.18	0.24	0.31	0.41	0.47	0.55	0.63	0.73	0.08	0.17	0.23	0.3	0.38	0.49	0.56	0.64	0.74	0.75	0.64	0.75	0.76	0.74	0.72	0.71	0.7	0.71	0.14	0.14	0.14	0.14	
31	0.11	0.13	0.13	0.13	0.13	0.13	0.13	0.13	0.13	0.11	0.13	0.13	0.13	0.13	0.13	0.13	0.13	0.13	0.13	0.12	0.12	0.12	0.12	0.12	0.12	0.12	0.12	0.12	0.83	0.74	0.63	0.53	0.42	0.31	0.21	0.12	0.05	0.11	0.11	0.11	
32	0.38	0.39	0.39	0.41	0.4	0.39	0.39	0.38	0.38	0.48	0.48	0.49	0.51	0.52	0.5	0.49	0.48	0.48	0.57	0.57	0.58	0.59	0.6	0.62	0.58	0.57	0.56	0.72	0.69	0.67	0.69	0.7	0.71	0.71	0.7	0.69	0.19				

Input and output:
 Colorimetric Printer Reflective System FRS15_90a
 data for any colour:

u^*_e and number *no.* = 00 .. 15
 elementary hue text:
 $u^*_e = 16$ hues *r00j, r25j, ..., b75r*
 contrast reduction factor:
 $c_R = 0.9$

FRS15_90a; adapted (a) CIELAB data

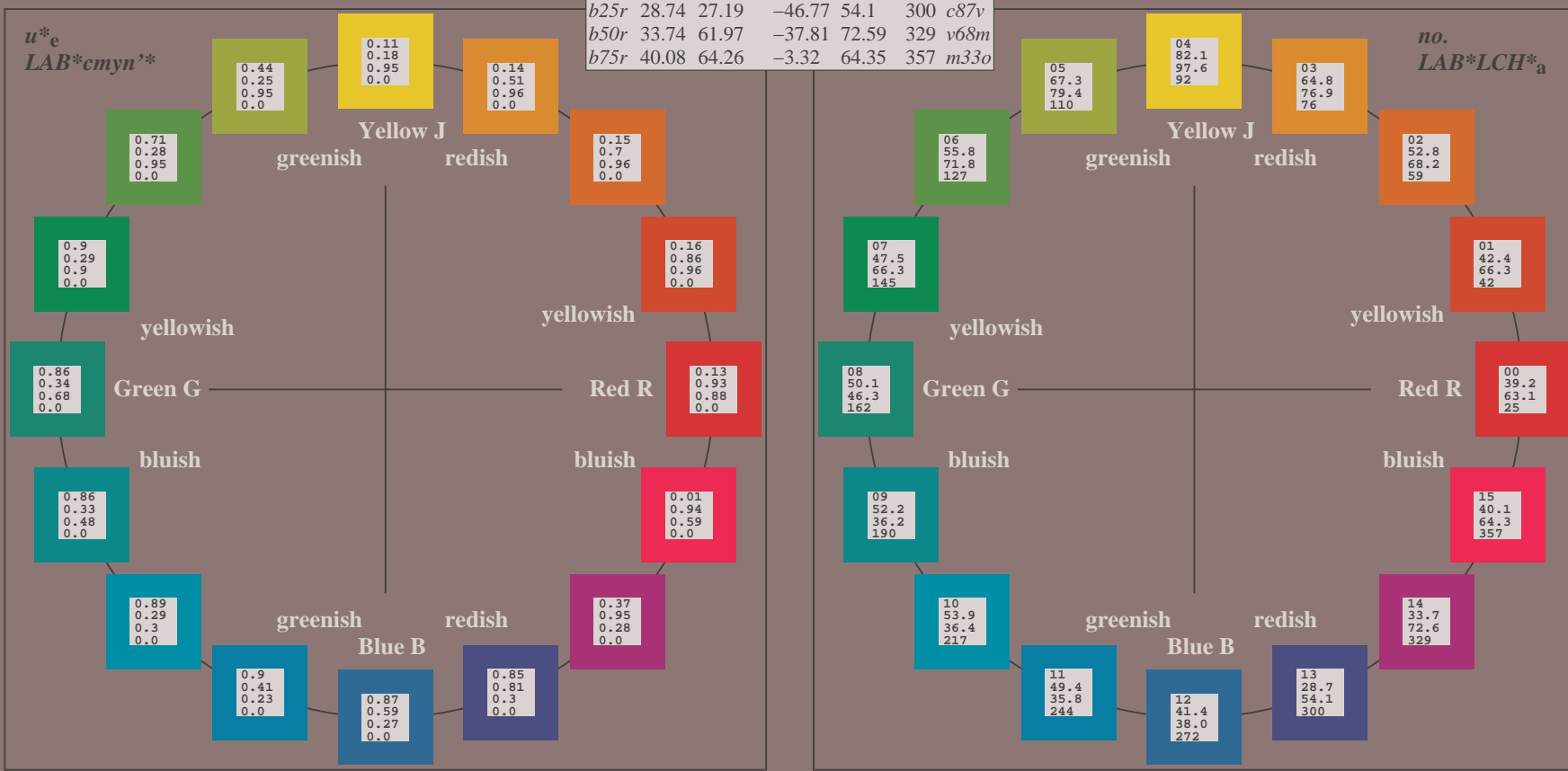
u^*_e	$L^*=L^*_a$	a^*_a	b^*_a	$C^*_{ab,a}$	$h^*_{ab,a}$	u^*_d
r00j	39.18	56.94	27.13	63.07	25	m81o
r25j	42.41	49.1	44.5	66.26	42	o10y
r50j	52.78	35.22	58.37	68.17	59	o40y
r75j	64.82	19.12	74.47	76.89	76	o69y
j00g	82.06	-3.94	97.52	97.6	92	o98y
j25g	67.26	-26.87	74.67	79.36	110	y34l
j50g	55.83	-43.45	57.11	71.76	127	y69l
j75g	47.5	-54.18	38.3	66.35	145	l03c
g00b	50.07	-44.09	14.13	46.3	162	l23c
g25b	52.21	-35.66	-6.03	36.17	190	l55c
g50b	53.9	-29.04	-21.87	36.36	217	l87c
g75b	49.44	-15.51	-32.31	35.84	244	c20v
b00r	41.36	1.15	-37.95	37.97	272	c53v
b25r	28.74	27.19	-46.77	54.1	300	c87v
b50r	33.74	61.97	-37.81	72.59	329	v68m
b75r	40.08	64.26	-3.32	64.35	357	m33o



%Gamut
 $u^*_{rel} = 88$
 %Regularity
 $g^*_{H,rel} = 31$
 $g^*_{C,rel} = 40$

FRS15_90a; CIELAB data

Name	$L^*=L^*$	a^*	b^*	C^*_{ab}	h^*_{ab}
O _M	38.8	54.41	35.65	65.05	33
Y _M	82.58	-4.04	92.72	92.8	92
L _M	46.95	-55.83	39.15	68.19	145
C _M	54.62	-25.67	-33.25	42.01	232
V _M	20.01	45.64	-56.27	72.45	309
M _M	40.88	71.17	-34.09	78.92	334
N _M	15.0	0.43	-3.23	3.26	278
W _M	90.0	0.62	-5.76	5.79	276
R _{CIE}	39.92	58.74	27.99	65.07	25
J _{CIE}	81.26	-2.89	71.56	71.62	92
G _{CIE}	52.23	-42.42	13.6	44.55	162
B _{CIE}	30.57	1.41	-46.47	46.49	272

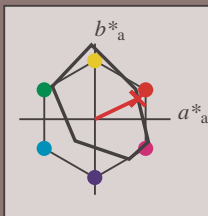


See for similar files: <http://www.ps.bam.de/Ee37/>; www.ps.bam.de/Ee37/10L/L37E00FP.PS/.PDF
 Technical information: <http://www.ps.bam.de> Version 2.1, io=1,1, CIELAB, ColSpX=0

BAM registration: 20081001-Ee37/10L/L37E00FP.PS/.PDF BAM material: code=rh4ta
 application for evaluation and measurement of printer or monitor systems

Input and output: Colorimetric Printer Reflective System FRS15_90a for relative CIELAB hue $h^* = lab^*h^* = h_{ab}/360 = 0.071$
 data for any colour:
 lab^*tch^* and lab^*icu^*

Hue texts:
 $u^*_e = r00j$ $u^*_d = m81o$
 contrast reduction factor:
 $c_R = 0.9$
 triangle lightness t^*



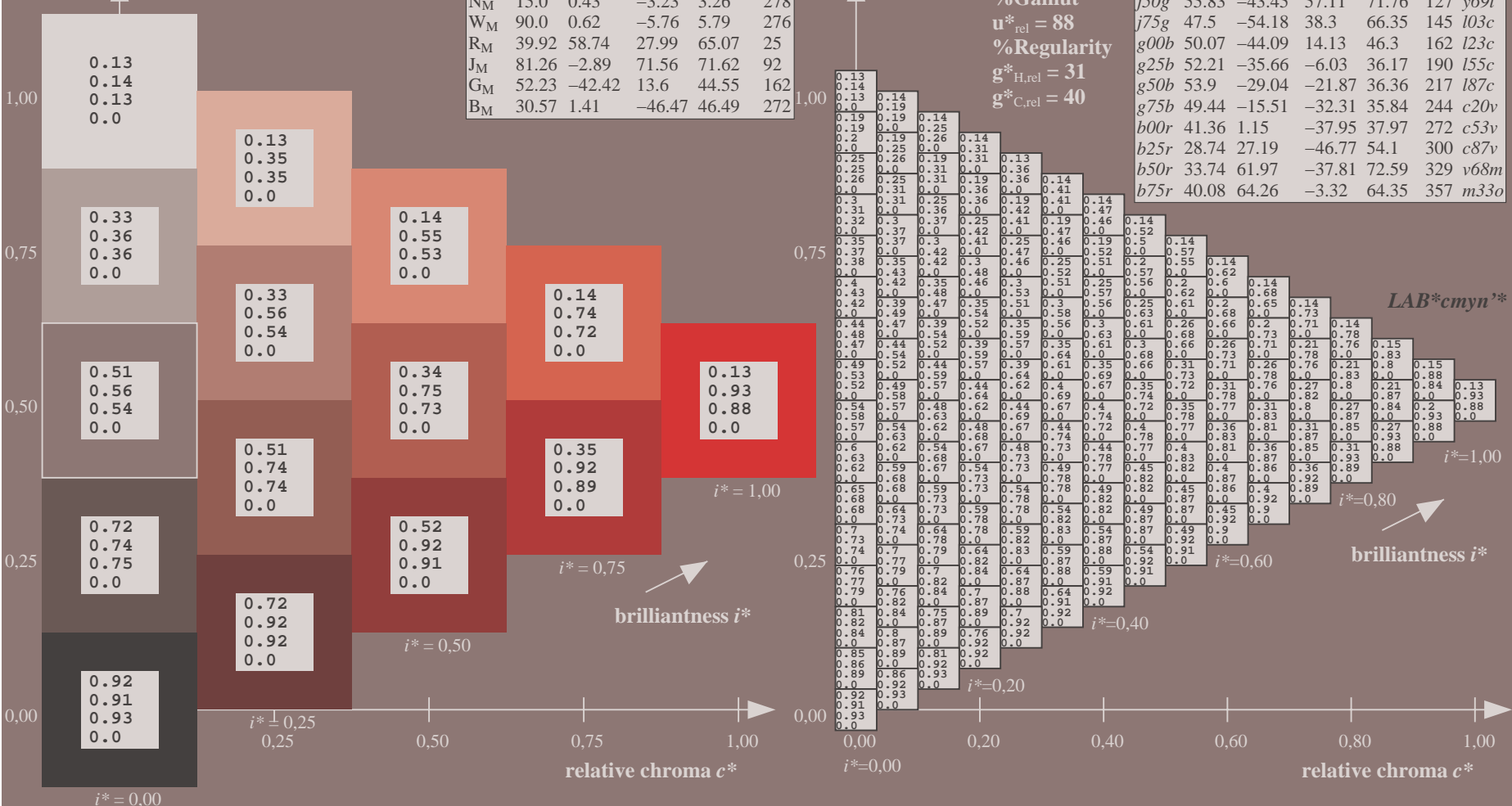
FRS15_90a; CIELAB data						
u^*_e	$L^*=L^*_a$	a^*	b^*	C^*_{ab}	h^*_{ab}	
O _M	38.8	54.41	35.65	65.05	33	
Y _M	82.58	-4.04	92.72	92.8	92	
L _M	46.95	-55.83	39.15	68.19	145	
C _M	54.62	-25.67	-33.25	42.01	232	
V _M	20.01	45.64	-56.27	72.45	309	
M _M	40.88	71.17	-34.09	78.92	334	
N _M	15.0	0.43	-3.23	3.26	278	
W _M	90.0	0.62	-5.76	5.79	276	
R _M	39.92	58.74	27.99	65.07	25	
J _M	81.26	-2.89	71.56	71.62	92	
G _M	52.23	-42.42	13.6	44.55	162	
B _M	30.57	1.41	-46.47	46.49	272	

Data for maximum colour (Ma):

$LAB^*LAB^*_Ma: 39\ 57\ 27$
 $LAB^*LCH^*_Ma: 39\ 63\ 25$
 $lab^*rgb^*_Ma: 1.0\ 0.0\ 0.0$
 $lab^*olv^*_Ma: 1.0\ 0.0\ 0.18$
 triangle lightness t^*

%Gamut
 $u^*_{rel} = 88$
 %Regularity
 $g^*_{H,rel} = 31$
 $g^*_{C,rel} = 40$

FRS15_90a; adapted (a) CIELAB data							
u^*_e	$L^*=L^*_a$	a^*_a	b^*_a	$C^*_{ab,a}$	$h^*_{ab,a}$	u^*_d	
r00j	39.18	56.94	27.13	63.07	25	m81o	
r25j	42.41	49.1	44.5	66.26	42	o10y	
r50j	52.78	35.22	58.37	68.17	59	o40y	
r75j	64.82	19.12	74.47	76.89	76	o69y	
j00g	82.06	-3.94	97.52	97.6	92	o98y	
j25g	67.26	-26.87	74.67	79.36	110	y34l	
j50g	55.83	-43.45	57.11	71.76	127	y69l	
j75g	47.5	-54.18	38.3	66.35	145	l03c	
g00b	50.07	-44.09	14.13	46.3	162	l23c	
g25b	52.21	-35.66	-6.03	36.17	190	l55c	
g50b	53.9	-29.04	-21.87	36.36	217	l87c	
g75b	49.44	-15.51	-32.31	35.84	244	c20v	
b00r	41.36	1.15	-37.95	37.97	272	c53v	
b25r	28.74	27.19	-46.77	54.1	300	c87v	
b50r	33.74	61.97	-37.81	72.59	329	v68m	
b75r	40.08	64.26	-3.32	64.35	357	m33o	

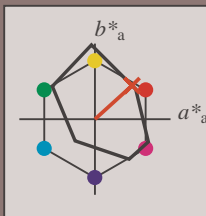


See for similar files: <http://www.ps.bam.de/Ee37/>; www.ps.bam.de/Ee37/10L/L37E00FP.PS/.PDF
 Technical information: <http://www.ps.bam.de> Version 2.1, io=1,1, CIELAB, ColSpX=0

BAM registration: 20081001-Ee37/10L/L37E00FP.PS/.PDF BAM material: code=rh4ta
 application for evaluation and measurement of printer or monitor systems

Input and output: Colorimetric Printer Reflective System FRS15_90a for relative CIELAB hue $h^* = lab^*h^* = h_{ab}/360 = 0.117$
 data for any colour:
 lab^*tch^* and lab^*icu^*

Hue texts:
 $u^*_e = r25j$ $u^*_d = o10y$
 contrast reduction factor:
 $c_R = 0.9$
 triangle lightness t^*



FRS15_90a; CIELAB data						
u^*_e	$L^*=L^*_a$	a^*	b^*	C^*_{ab}	h^*_{ab}	
O _M	38.8	54.41	35.65	65.05	33	
Y _M	82.58	-4.04	92.72	92.8	92	
L _M	46.95	-55.83	39.15	68.19	145	
C _M	54.62	-25.67	-33.25	42.01	232	
V _M	20.01	45.64	-56.27	72.45	309	
M _M	40.88	71.17	-34.09	78.92	334	
N _M	15.0	0.43	-3.23	3.26	278	
W _M	90.0	0.62	-5.76	5.79	276	
R _M	39.92	58.74	27.99	65.07	25	
J _M	81.26	-2.89	71.56	71.62	92	
G _M	52.23	-42.42	13.6	44.55	162	
B _M	30.57	1.41	-46.47	46.49	272	

Data for maximum colour (Ma):

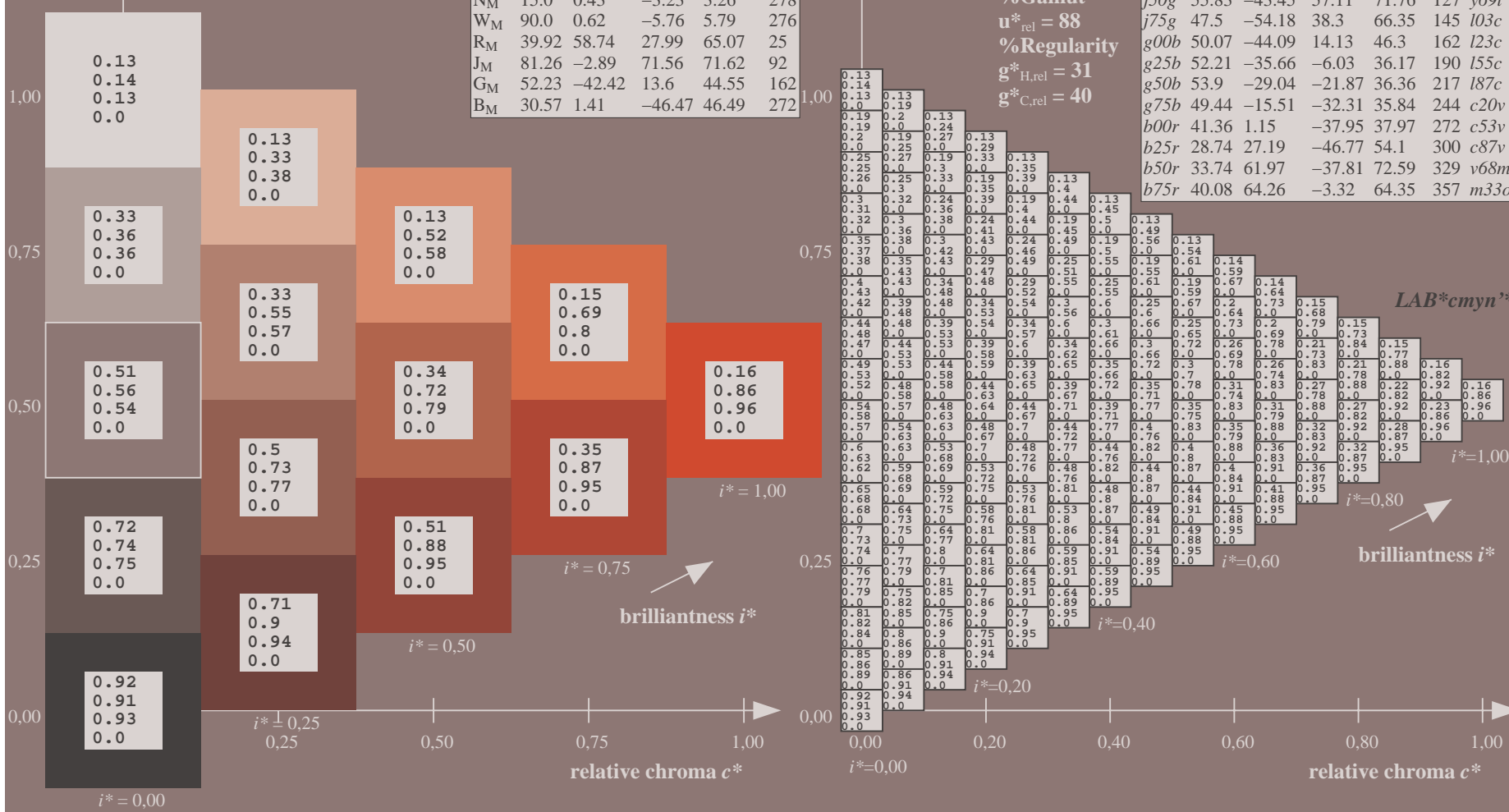
$LAB^*LAB^*_Ma$: 42 49 44
 $LAB^*LCH^*_Ma$: 42 66 42
 $lab^*rgb^*_Ma$: 1.0 0.25 0.0
 $lab^*olv^*_Ma$: 1.0 0.1 0.0

triangle lightness t^*

%Gamut
 $u^*_{rel} = 88$
 %Regularity
 $g^*_{H,rel} = 31$
 $g^*_{C,rel} = 40$

$u^*_e = r25j$
 $LAB^*cmy^n^*$

FRS15_90a; adapted (a) CIELAB data							
u^*_e	$L^*=L^*_a$	a^*_a	b^*_a	$C^*_{ab,a}$	$h^*_{ab,a}$	u^*_d	
r00j	39.18	56.94	27.13	63.07	25	m81o	
r25j	42.41	49.1	44.5	66.26	42	o10y	
r50j	52.78	35.22	58.37	68.17	59	o40y	
r75j	64.82	19.12	74.47	76.89	76	o69y	
j00g	82.06	-3.94	97.52	97.6	92	o98y	
j25g	67.26	-26.87	74.67	79.36	110	y34l	
j50g	55.83	-43.45	57.11	71.76	127	y69l	
j75g	47.5	-54.18	38.3	66.35	145	l03c	
g00b	50.07	-44.09	14.13	46.3	162	l23c	
g25b	52.21	-35.66	-6.03	36.17	190	l55c	
g50b	53.9	-29.04	-21.87	36.36	217	l87c	
g75b	49.44	-15.51	-32.31	35.84	244	c20v	
b00r	41.36	1.15	-37.95	37.97	272	c53v	
b25r	28.74	27.19	-46.77	54.1	300	c87v	
b50r	33.74	61.97	-37.81	72.59	329	v68m	
b75r	40.08	64.26	-3.32	64.35	357	m33o	

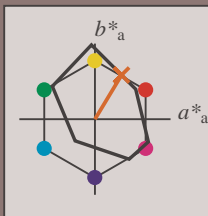


See for similar files: <http://www.ps.bam.de/Ee37/>; www.ps.bam.de/Ee37/
 Technical information: <http://www.ps.bam.de> Version 2.1, io=1,1, CIELAB, ColSpX=0

BAM registration: 20081001-Ee37/10L/L37E00FP.PS/ .PDF BAM material: code=rh4ta
 application for evaluation and measurement of printer or monitor systems

Input and output: Colorimetric Printer Reflective System FRS15_90a for relative CIELAB hue $h^* = lab^*h^* = h_{ab}/360 = 0.164$
 data for any colour:
 lab^*tch^* and lab^*icu^*

Hue texts:
 $u^*_e = r50j$ $u^*_d = o40y$
 contrast reduction factor:
 $c_R = 0.9$
 triangle lightness t^*



FRS15_90a; CIELAB data						
	u^*_e	$L^*=L^*$	a^*	b^*	C^*_{ab}	h^*_{ab}
O_M	38.8	54.41	35.65	65.05	33	
Y_M	82.58	-4.04	92.72	92.8	92	
L_M	46.95	-55.83	39.15	68.19	145	
C_M	54.62	-25.67	-33.25	42.01	232	
V_M	20.01	45.64	-56.27	72.45	309	
M_M	40.88	71.17	-34.09	78.92	334	
N_M	15.0	0.43	-3.23	3.26	278	
W_M	90.0	0.62	-5.76	5.79	276	
R_M	39.92	58.74	27.99	65.07	25	
J_M	81.26	-2.89	71.56	71.62	92	
G_M	52.23	-42.42	13.6	44.55	162	
B_M	30.57	1.41	-46.47	46.49	272	

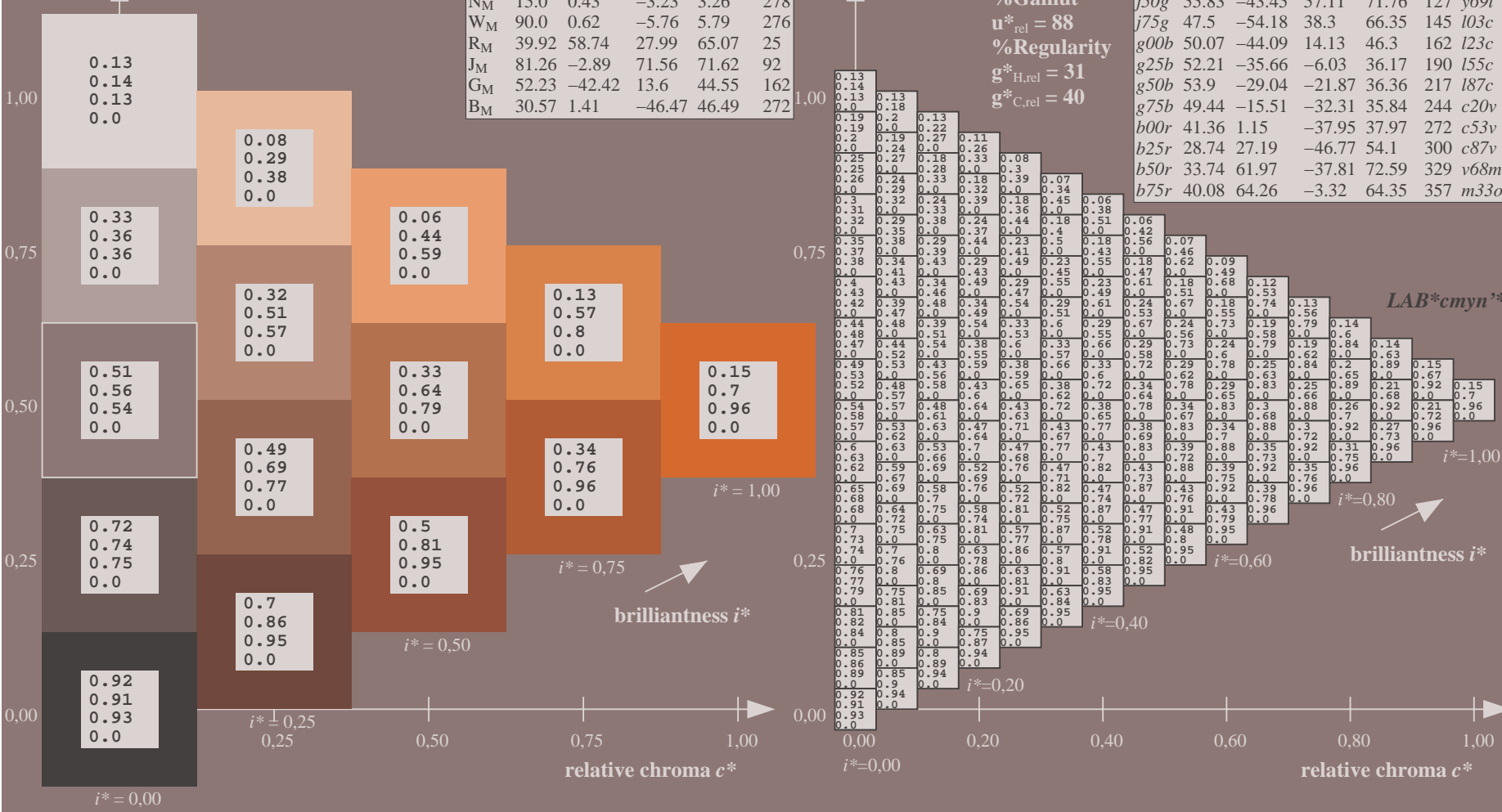
Data for maximum colour (M_a):

$LAB^*LAB^*_M_a$: 53 35 58
 $LAB^*LCH^*_M_a$: 53 68 58
 $lab^*rgb^*_M_a$: 1.0 0.5 0.0
 $lab^*olv^*_M_a$: 1.0 0.4 0.0

triangle lightness t^*

%Gamut
 $u^*_{rel} = 88$
 %Regularity
 $g^*_{H,rel} = 31$
 $g^*_{C,rel} = 40$

FRS15_90a; adapted (a) CIELAB data							
	u^*_e	$L^*=L^*_a$	a^*_a	b^*_a	$C^*_{ab,a}$	$h^*_{ab,a}$	u^*_d
$r00j$	39.18	56.94	27.13	63.07	25	$m81o$	
$r25j$	42.41	49.1	44.5	66.26	42	$o10y$	
$r50j$	52.78	35.22	58.37	68.17	59	$o40y$	
$r75j$	64.82	19.12	74.47	76.89	76	$o69y$	
$j00g$	82.06	-3.94	97.52	97.6	92	$o98y$	
$j25g$	67.26	-26.87	74.67	79.36	110	$y34l$	
$j50g$	55.83	-43.45	57.11	71.76	127	$y69l$	
$j75g$	47.5	-54.18	38.3	66.35	145	$l03c$	
$g00b$	50.07	-44.09	14.13	46.3	162	$l23c$	
$g25b$	52.21	-35.66	-6.03	36.17	190	$l55c$	
$g50b$	53.9	-29.04	-21.87	36.36	217	$l87c$	
$g75b$	49.44	-15.51	-32.31	35.84	244	$c20v$	
$b00r$	41.36	1.15	-37.95	37.97	272	$c53v$	
$b25r$	28.74	27.19	-46.77	54.1	300	$c87v$	
$b50r$	33.74	61.97	-37.81	72.59	329	$v68m$	
$b75r$	40.08	64.26	-3.32	64.35	357	$m33o$	

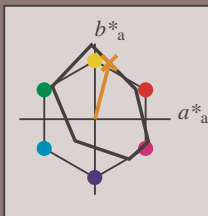


See for similar files: <http://www.ps.bam.de/Ee37/>; www.ps.bam.de/Ee37/10L/L37E00FP.PS/.PDF
 Technical information: <http://www.ps.bam.de> Version 2.1, io=1,1, CIELAB, ColSpx=0

BAM registration: 20081001-Ee37/10L/L37E00FP.PS/.PDF BAM material: code=rh4ta
 application for evaluation and measurement of printer or monitor systems

Input and output: Colorimetric Printer Reflective System FRS15_90a for relative CIELAB hue $h^* = lab^*h^* = h_{ab}/360 = 0.21$
 data for any colour:
 lab^*tch^* and lab^*icu^*

Hue texts:
 $u^*_e = r75j$ $u^*_d = o69y$
 contrast reduction factor:
 $c_R = 0.9$
 triangle lightness t^*



FRS15_90a; CIELAB data						
u^*_e	$L^*=L^*_a$	a^*	b^*	C^*_{ab}	h^*_{ab}	
O _M	38.8	54.41	35.65	65.05	33	
Y _M	82.58	-4.04	92.72	92.8	92	
L _M	46.95	-55.83	39.15	68.19	145	
C _M	54.62	-25.67	-33.25	42.01	232	
V _M	20.01	45.64	-56.27	72.45	309	
M _M	40.88	71.17	-34.09	78.92	334	
N _M	15.0	0.43	-3.23	3.26	278	
W _M	90.0	0.62	-5.76	5.79	276	
R _M	39.92	58.74	27.99	65.07	25	
J _M	81.26	-2.89	71.56	71.62	92	
G _M	52.23	-42.42	13.6	44.55	162	
B _M	30.57	1.41	-46.47	46.49	272	

Data for maximum colour (Ma):

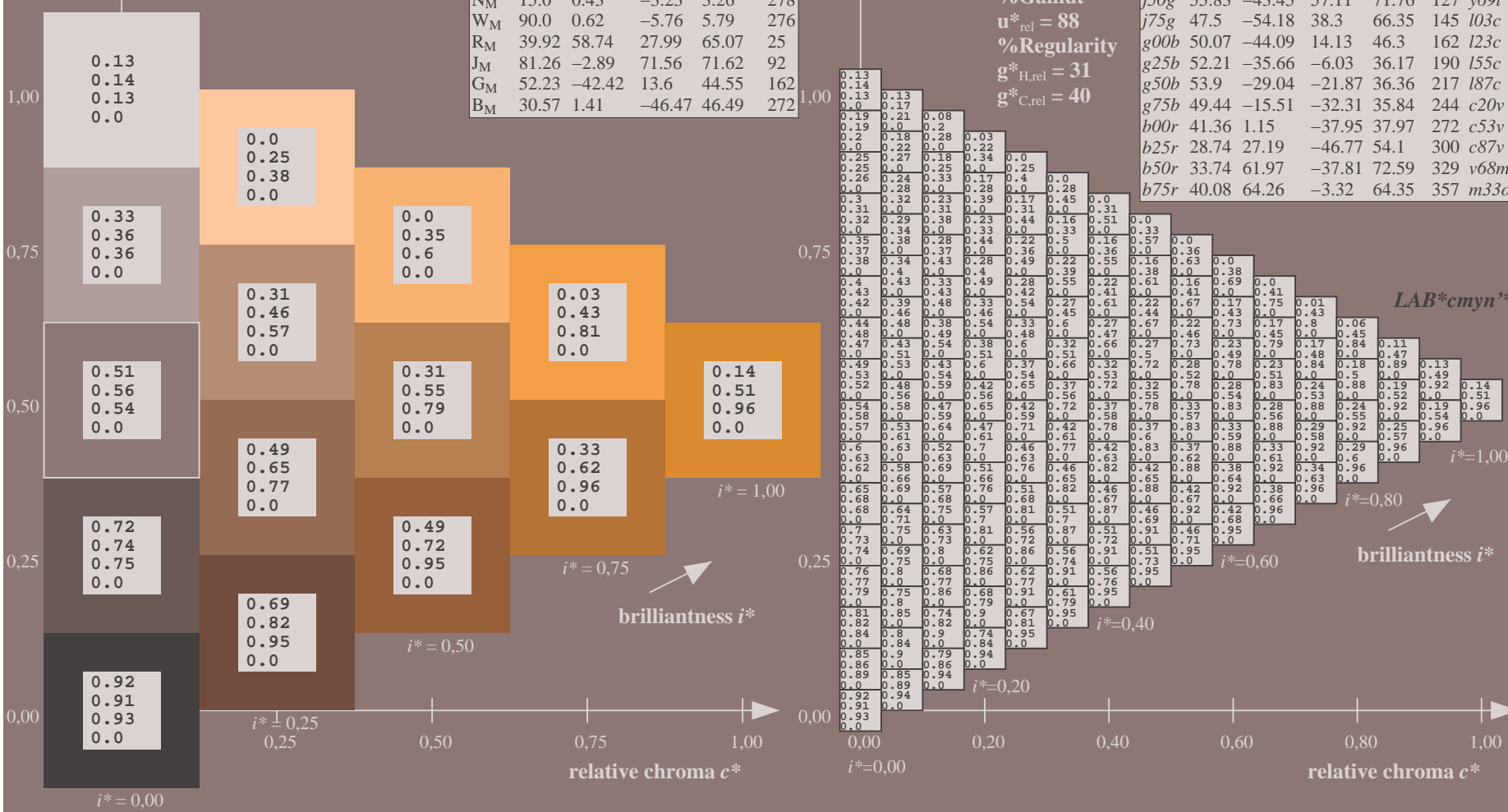
$LAB^*LAB^*_Ma$: 65 19 74
 $LAB^*LCH^*_Ma$: 65 77 75
 $lab^*rgb^*_Ma$: 1.0 0.75 0.0
 $lab^*olv^*_Ma$: 1.0 0.7 0.0

triangle lightness t^*

%Gamut
 $u^*_{rel} = 88$
 %Regularity
 $g^*_{H,rel} = 31$
 $g^*_{C,rel} = 40$

$u^*_e = r75j$
 $LAB^*cmy^n^*$

FRS15_90a; adapted (a) CIELAB data							
u^*_e	$L^*=L^*_a$	a^*_a	b^*_a	$C^*_{ab,a}$	$h^*_{ab,a}$	u^*_d	
r00j	39.18	56.94	27.13	63.07	25	m81o	
r25j	42.41	49.1	44.5	66.26	42	o10y	
r50j	52.78	35.22	58.37	68.17	59	o40y	
r75j	64.82	19.12	74.47	76.89	76	o69y	
j00g	82.06	-3.94	97.52	97.6	92	o98y	
j25g	67.26	-26.87	74.67	79.36	110	y34l	
j50g	55.83	-43.45	57.11	71.76	127	y69l	
j75g	47.5	-54.18	38.3	66.35	145	l03c	
g00b	50.07	-44.09	14.13	46.3	162	l23c	
g25b	52.21	-35.66	-6.03	36.17	190	l55c	
g50b	53.9	-29.04	-21.87	36.36	217	l87c	
g75b	49.44	-15.51	-32.31	35.84	244	c20v	
b00r	41.36	1.15	-37.95	37.97	272	c53v	
b25r	28.74	27.19	-46.77	54.1	300	c87v	
b50r	33.74	61.97	-37.81	72.59	329	v68m	
b75r	40.08	64.26	-3.32	64.35	357	m33o	

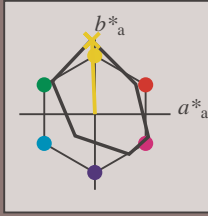


See for similar files: <http://www.ps.bam.de/Ee37/>; www.ps.bam.de/Ee37/10L/L37E00FP.PS/.PDF
 Technical information: <http://www.ps.bam.de> Version 2.1, io=1,1, CIELAB, ColSpX=0

BAM registration: 20081001-Ee37/10L/L37E00FP.PS/.PDF BAM material: code=rh4ta
 application for evaluation and measurement of printer or monitor systems

Input and output: Colorimetric Printer Reflective System FRS15_90a for relative CIELAB hue $h^* = lab^*h^* = h_{ab}/360 = 0.256$
 data for any colour:
 lab^*tch^* and lab^*icu^*

Hue texts:
 $u^*_e = j00g$ $u^*_d = o98y$
 contrast reduction factor:
 $c_R = 0.9$
 triangle lightness t^*



FRS15_90a; CIELAB data						
u^*_e	$L^*=L^*$	a^*	b^*	C^*_{ab}	h^*_{ab}	
O _M	38.8	54.41	35.65	65.05	33	
Y _M	82.58	-4.04	92.72	92.8	92	
L _M	46.95	-55.83	39.15	68.19	145	
C _M	54.62	-25.67	-33.25	42.01	232	
V _M	20.01	45.64	-56.27	72.45	309	
M _M	40.88	71.17	-34.09	78.92	334	
N _M	15.0	0.43	-3.23	3.26	278	
W _M	90.0	0.62	-5.76	5.79	276	
R _M	39.92	58.74	27.99	65.07	25	
J _M	81.26	-2.89	71.56	71.62	92	
G _M	52.23	-42.42	13.6	44.55	162	
B _M	30.57	1.41	-46.47	46.49	272	

Data for maximum colour (Ma):

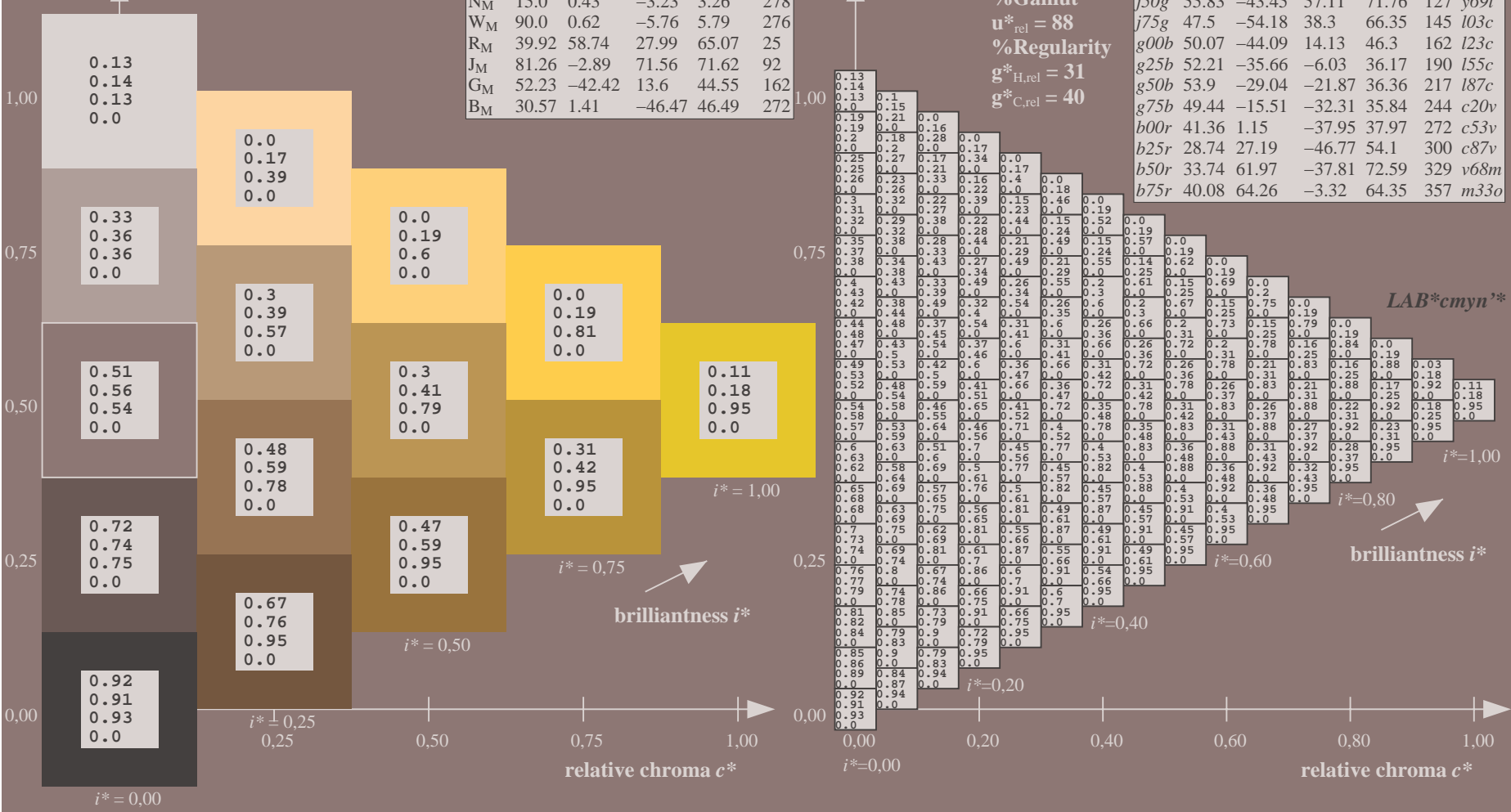
$LAB^*LAB^*_{Ma}$: 82 -4 98
 $LAB^*LCH^*_{Ma}$: 82 98 92
 $lab^*rgb^*_{Ma}$: 1.0 1.0 0.0
 $lab^*olv^*_{Ma}$: 1.0 0.99 0.0

triangle lightness t^*

%Gamut
 $u^*_{rel} = 88$
 %Regularity
 $g^*_{H,rel} = 31$
 $g^*_{C,rel} = 40$

$u^*_e = j00g$
 $LAB^*cmy^n^*$

FRS15_90a; adapted (a) CIELAB data							
u^*_e	$L^*=L^*_a$	a^*_a	b^*_a	$C^*_{ab,a}$	$h^*_{ab,a}$	u^*_d	
r00j	39.18	56.94	27.13	63.07	25	m81o	
r25j	42.41	49.1	44.5	66.26	42	o10y	
r50j	52.78	35.22	58.37	68.17	59	o40y	
r75j	64.82	19.12	74.47	76.89	76	o69y	
j00g	82.06	-3.94	97.52	97.6	92	o98y	
j25g	67.26	-26.87	74.67	79.36	110	y34l	
j50g	55.83	-43.45	57.11	71.76	127	y69l	
j75g	47.5	-54.18	38.3	66.35	145	l03c	
g00b	50.07	-44.09	14.13	46.3	162	l23c	
g25b	52.21	-35.66	-6.03	36.17	190	l55c	
g50b	53.9	-29.04	-21.87	36.36	217	l87c	
g75b	49.44	-15.51	-32.31	35.84	244	c20v	
b00r	41.36	1.15	-37.95	37.97	272	c53v	
b25r	28.74	27.19	-46.77	54.1	300	c87v	
b50r	33.74	61.97	-37.81	72.59	329	v68m	
b75r	40.08	64.26	-3.32	64.35	357	m33o	

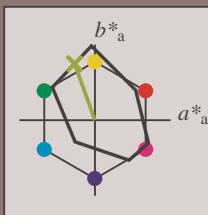


See for similar files: <http://www.ps.bam.de/Ee37/>; www.ps.bam.de/Ee37/10L/L37E00FP.PS/ .PDF
 Technical information: <http://www.ps.bam.de> Version 2.1, io=1,1, CIELAB, ColSpX=0

BAM registration: 20081001-Ee37/10L/L37E00FP.PS/ .PDF BAM material: code=rhadata
 application for evaluation and measurement of printer or monitor systems

Input and output: Colorimetric Printer Reflective System FRS15_90a for relative CIELAB hue $h^* = lab^*h^* = h_{ab}/360 = 0.305$
 data for any colour:
 lab^*tch^* and lab^*icu^*

Hue texts:
 $u^*_e = j25g$ $u^*_d = y34l$
 contrast reduction factor:
 $c_R = 0.9$
 triangle lightness t^*



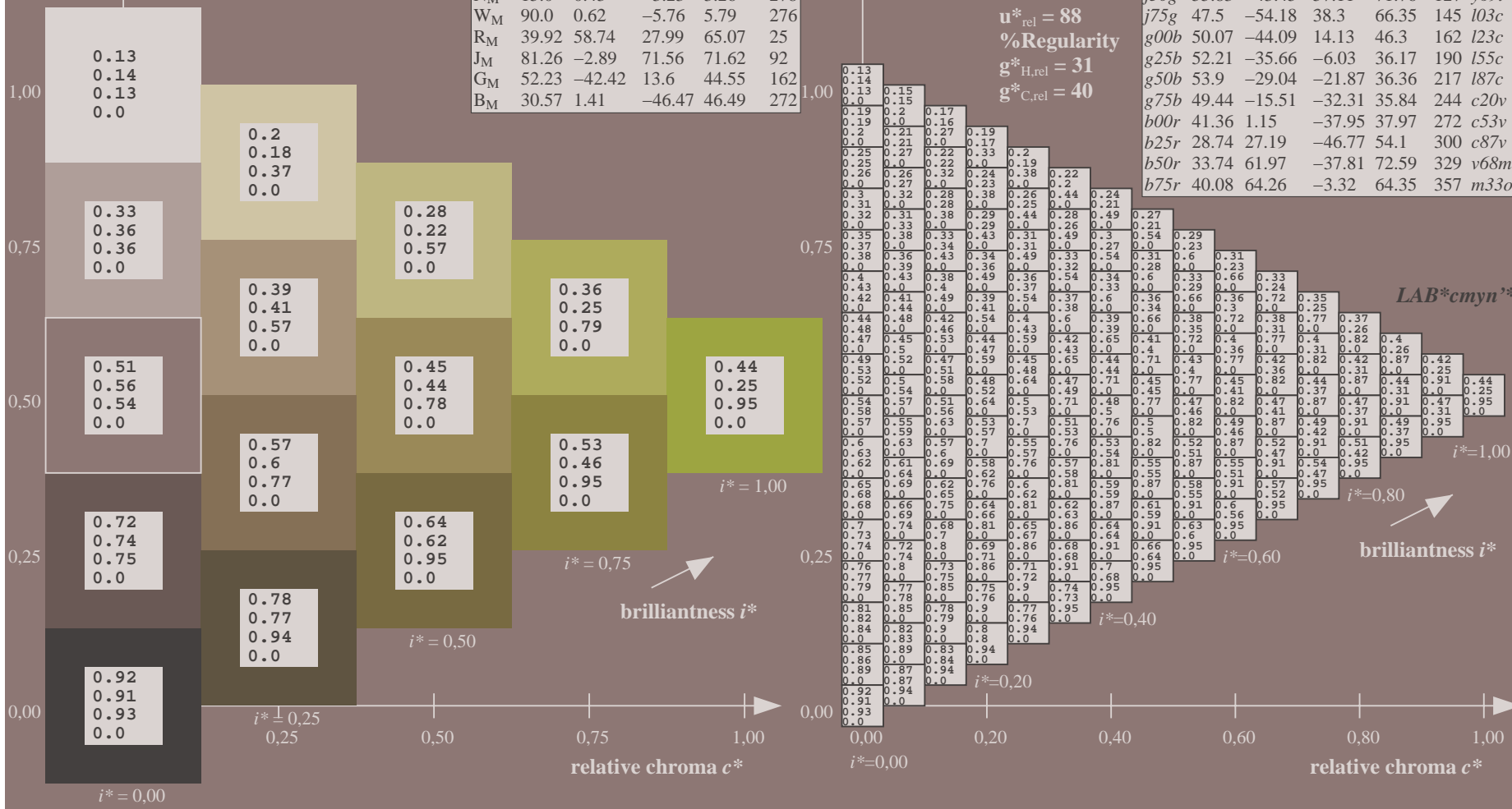
FRS15_90a; CIELAB data						
	u^*_e	$L^*=L^*_a$	a^*	b^*	C^*_{ab}	h^*_{ab}
O_M	38.8	54.41	35.65	65.05	33	
Y_M	82.58	-4.04	92.72	92.8	92	
L_M	46.95	-55.83	39.15	68.19	145	
C_M	54.62	-25.67	-33.25	42.01	232	
V_M	20.01	45.64	-56.27	72.45	309	
M_M	40.88	71.17	-34.09	78.92	334	
N_M	15.0	0.43	-3.23	3.26	278	
W_M	90.0	0.62	-5.76	5.79	276	
R_M	39.92	58.74	27.99	65.07	25	
J_M	81.26	-2.89	71.56	71.62	92	
G_M	52.23	-42.42	13.6	44.55	162	
B_M	30.57	1.41	-46.47	46.49	272	

$u^*_e = j25g$
 $LAB^*cmy^n^*$

Data for maximum colour (Ma):

$LAB^*LAB^*_Ma$: 67 -27 75
 $LAB^*LCH^*_Ma$: 67 79 109
 $lab^*rgb^*_Ma$: 0.75 1.0 0.0
 $lab^*olv^*_Ma$: 0.66 1.0 0.0

FRS15_90a; adapted (a) CIELAB data							
	u^*_e	$L^*=L^*_a$	a^*_a	b^*_a	$C^*_{ab,a}$	$h^*_{ab,a}$	u^*_d
$r00j$	39.18	56.94	27.13	63.07	25	$m81o$	
$r25j$	42.41	49.1	44.5	66.26	42	$o10y$	
$r50j$	52.78	35.22	58.37	68.17	59	$o40y$	
$r75j$	64.82	19.12	74.47	76.89	76	$o69y$	
$j00g$	82.06	-3.94	97.52	97.6	92	$o98y$	
$j25g$	67.26	-26.87	74.67	79.36	110	$y34l$	
$j50g$	55.83	-43.45	57.11	71.76	127	$y69l$	
$j75g$	47.5	-54.18	38.3	66.35	145	$l03c$	
$g00b$	50.07	-44.09	14.13	46.3	162	$l23c$	
$g25b$	52.21	-35.66	-6.03	36.17	190	$l55c$	
$g50b$	53.9	-29.04	-21.87	36.36	217	$l87c$	
$g75b$	49.44	-15.51	-32.31	35.84	244	$c20v$	
$b00r$	41.36	1.15	-37.95	37.97	272	$c53v$	
$b25r$	28.74	27.19	-46.77	54.1	300	$c87v$	
$b50r$	33.74	61.97	-37.81	72.59	329	$v68m$	
$b75r$	40.08	64.26	-3.32	64.35	357	$m33o$	

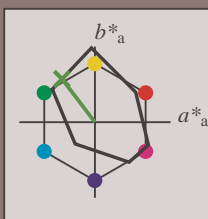


See for similar files: <http://www.ps.bam.de/Ee37/>; <http://www.ps.bam.de/Ee37/10L/L37E00FP.PS/>
 Technical information: <http://www.ps.bam.de> Version 2.1, io=1,1, CIELAB, ColSpX=0

BAM registration: 20081001-Ee37/10L/L37E00FP.PS/.PDF BAM material: code=rh4ta
 application for evaluation and measurement of printer or monitor systems

Input and output: Colorimetric Printer Reflective System FRS15_90a for relative CIELAB hue $h^* = lab^*h^* = h_{ab}/360 = 0.354$
 data for any colour:
 lab^*tch^* and lab^*icu^*

Hue texts:
 $u^*_e = j50g$ $u^*_d = y69l$
 contrast reduction factor:
 $c_R = 0.9$
 triangle lightness t^*



FRS15_90a; CIELAB data

	u^*_e	$L^*=L^*_a$	a^*_a	b^*_a	C^*_{ab}	h^*_{ab}
O _M	38.8	54.41	35.65	65.05	33	
Y _M	82.58	-4.04	92.72	92.8	92	
L _M	46.95	-55.83	39.15	68.19	145	
C _M	54.62	-25.67	-33.25	42.01	232	
V _M	20.01	45.64	-56.27	72.45	309	
M _M	40.88	71.17	-34.09	78.92	334	
N _M	15.0	0.43	-3.23	3.26	278	
W _M	90.0	0.62	-5.76	5.79	276	
R _M	39.92	58.74	27.99	65.07	25	
J _M	81.26	-2.89	71.56	71.62	92	
G _M	52.23	-42.42	13.6	44.55	162	
B _M	30.57	1.41	-46.47	46.49	272	

Data for maximum colour (Ma):

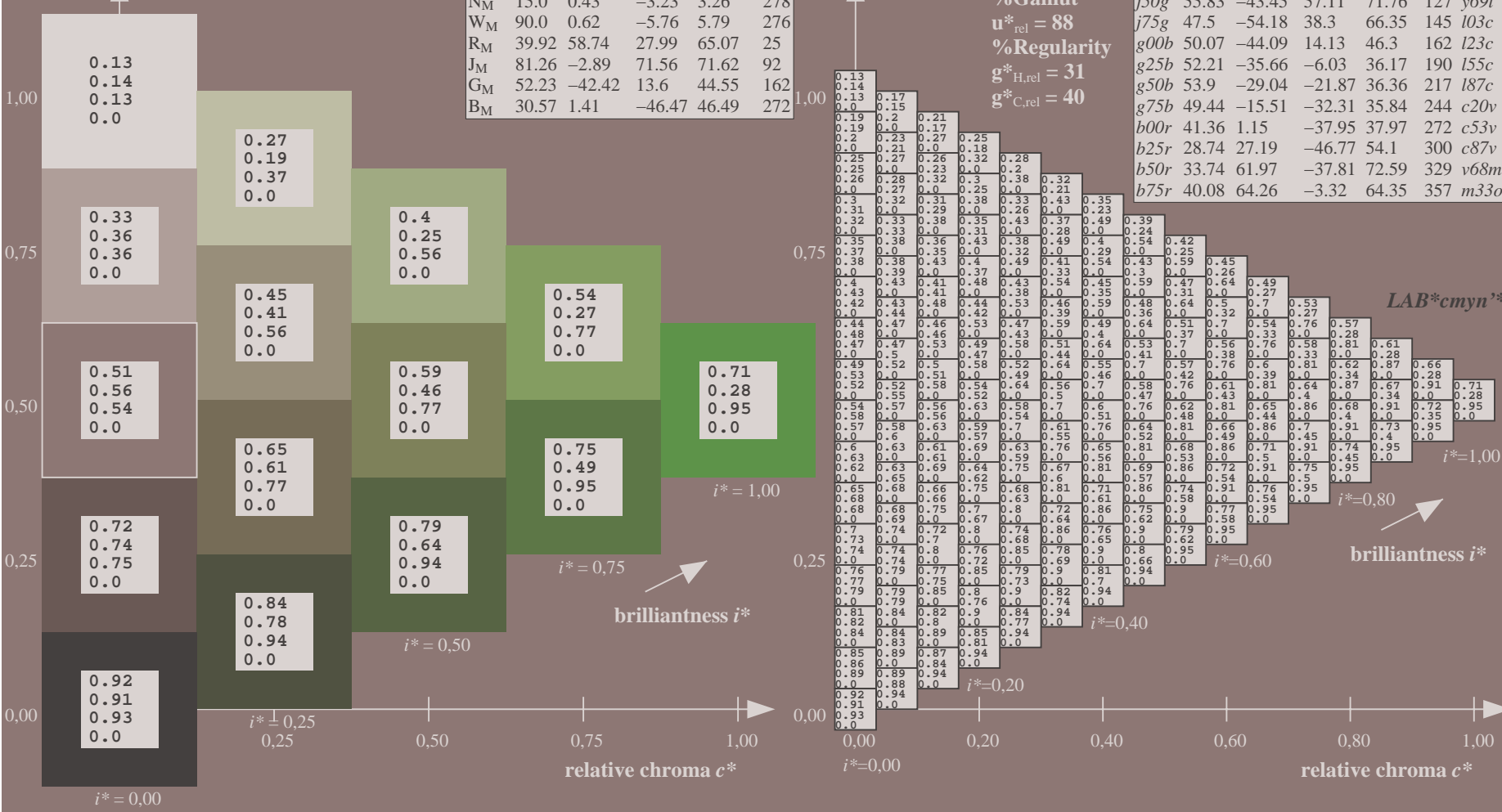
$LAB^*LAB^*_Ma$: 56 -43 57
 $LAB^*LCH^*_Ma$: 56 72 127
 $lab^*rgb^*_Ma$: 0.5 1.0 0.0
 $lab^*olv^*_Ma$: 0.3 1.0 0.0

triangle lightness t^*

%Gamut
 $u^*_{rel} = 88$
 %Regularity
 $g^*_{H,rel} = 31$
 $g^*_{C,rel} = 40$

FRS15_90a; adapted (a) CIELAB data

	u^*_e	$L^*=L^*_a$	a^*_a	b^*_a	$C^*_{ab,a}$	$h^*_{ab,a}$	u^*_d
r00j	39.18	56.94	27.13	63.07	25	m81o	
r25j	42.41	49.1	44.5	66.26	42	o10y	
r50j	52.78	35.22	58.37	68.17	59	o40y	
r75j	64.82	19.12	74.47	76.89	76	o69y	
j00g	82.06	-3.94	97.52	97.6	92	o98y	
j25g	67.26	-26.87	74.67	79.36	110	y34l	
j50g	55.83	-43.45	57.11	71.76	127	y69l	
j75g	47.5	-54.18	38.3	66.35	145	l03c	
g00b	50.07	-44.09	14.13	46.3	162	l23c	
g25b	52.21	-35.66	-6.03	36.17	190	l55c	
g50b	53.9	-29.04	-21.87	36.36	217	l87c	
g75b	49.44	-15.51	-32.31	35.84	244	c20v	
b00r	41.36	1.15	-37.95	37.97	272	c53v	
b25r	28.74	27.19	-46.77	54.1	300	c87v	
b50r	33.74	61.97	-37.81	72.59	329	v68m	
b75r	40.08	64.26	-3.32	64.35	357	m33o	

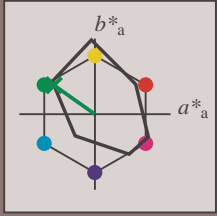


See for similar files: <http://www.ps.bam.de/Ee37/>; www.ps.bam.de/Ee37/
 Technical information: <http://www.ps.bam.de> Version 2.1, io=1,1, CIELAB, ColSpX=0

BAM registration: 20081001-Ee37/10L/L37E00FP.PS/.PDF BAM material: code=rh4ta
 application for evaluation and measurement of printer or monitor systems

Input and output: Colorimetric Printer Reflective System FRS15_90a for relative CIELAB hue $h^* = lab^*h^* = h_{ab}/360 = 0.402$
 data for any colour:

lab^*tch^* and lab^*icu^*
 Hue texts:
 $u^*_e = j75g$ $u^*_d = i03c$
 contrast reduction factor:
 $c_R = 0.9$
 triangle lightness t^*



FRS15_90a; CIELAB data

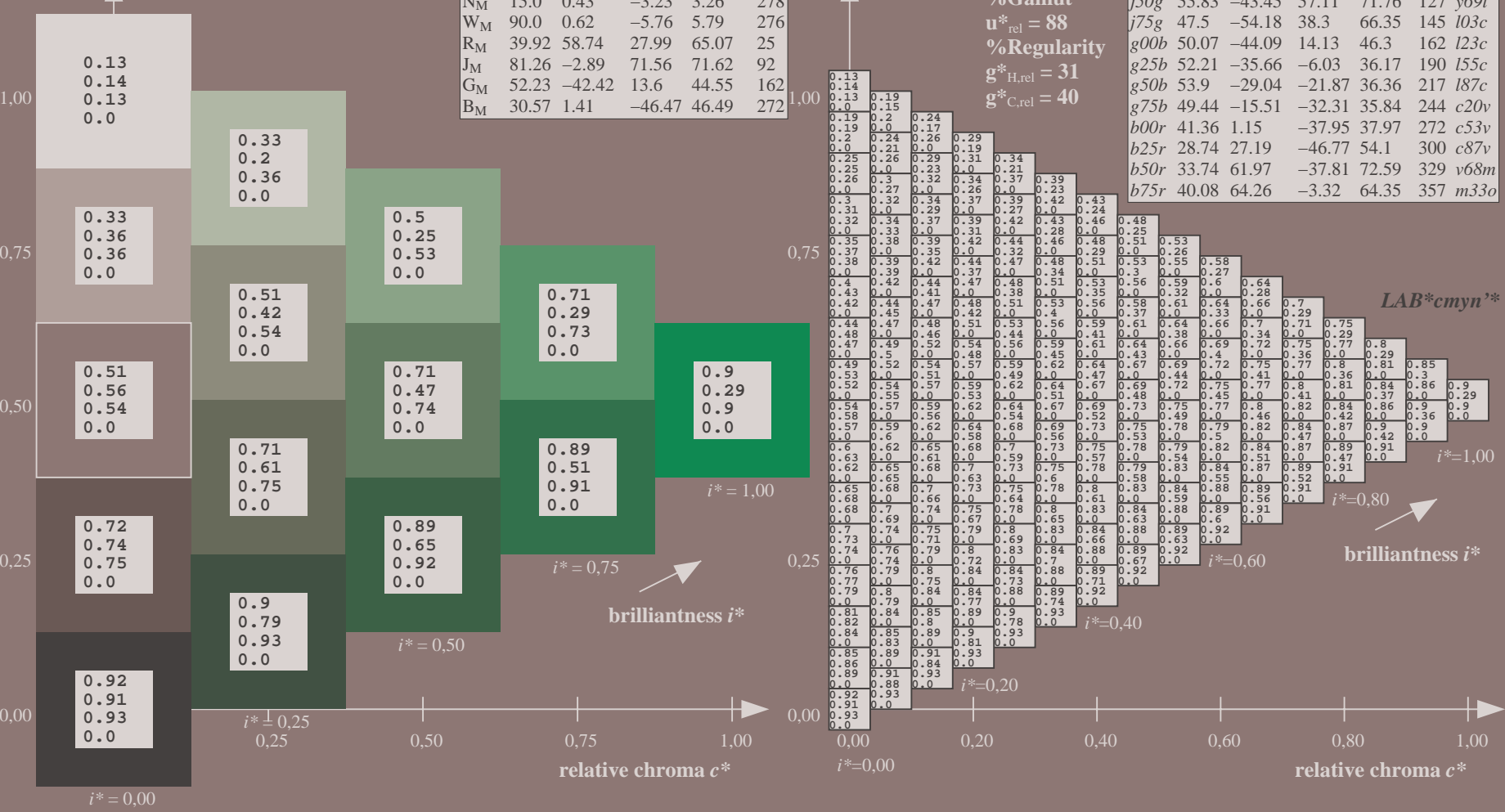
	u^*_e	$L^*=L^*$	a^*	b^*	C^*_{ab}	h^*_{ab}
O_M	38.8	54.41	35.65	65.05	33	
Y_M	82.58	-4.04	92.72	92.8	92	
L_M	46.95	-55.83	39.15	68.19	145	
C_M	54.62	-25.67	-33.25	42.01	232	
V_M	20.01	45.64	-56.27	72.45	309	
M_M	40.88	71.17	-34.09	78.92	334	
N_M	15.0	0.43	-3.23	3.26	278	
W_M	90.0	0.62	-5.76	5.79	276	
R_M	39.92	58.74	27.99	65.07	25	
J_M	81.26	-2.89	71.56	71.62	92	
G_M	52.23	-42.42	13.6	44.55	162	
B_M	30.57	1.41	-46.47	46.49	272	

Data for maximum colour (M_a):

$LAB^*LAB^*_M_a$: 48 -54 38
 $LAB^*LCH^*_M_a$: 48 66 144
 $lab^*rgb^*_M_a$: 0.25 1.0 0.0
 $lab^*olv^*_M_a$: 0.0 1.0 0.03
 triangle lightness t^*

FRS15_90a; adapted (a) CIELAB data

	u^*_e	$L^*=L^*_a$	a^*_a	b^*_a	$C^*_{ab,a}$	$h^*_{ab,a}$	u^*_d
$r00j$	39.18	56.94	27.13	63.07	25	$m81o$	
$r25j$	42.41	49.1	44.5	66.26	42	$o10y$	
$r50j$	52.78	35.22	58.37	68.17	59	$o40y$	
$r75j$	64.82	19.12	74.47	76.89	76	$o69y$	
$j00g$	82.06	-3.94	97.52	97.6	92	$o98y$	
$j25g$	67.26	-26.87	74.67	79.36	110	$y34l$	
$j50g$	55.83	-43.45	57.11	71.76	127	$y69l$	
$j75g$	47.5	-54.18	38.3	66.35	145	$i03c$	
$g00b$	50.07	-44.09	14.13	46.3	162	$i23c$	
$g25b$	52.21	-35.66	-6.03	36.17	190	$i55c$	
$g50b$	53.9	-29.04	-21.87	36.36	217	$i87c$	
$g75b$	49.44	-15.51	-32.31	35.84	244	$c20v$	
$b00r$	41.36	1.15	-37.95	37.97	272	$c53v$	
$b25r$	28.74	27.19	-46.77	54.1	300	$c87v$	
$b50r$	33.74	61.97	-37.81	72.59	329	$v68m$	
$b75r$	40.08	64.26	-3.32	64.35	357	$m33o$	



$u^*_e = j75g$
 $LAB^*cmy^n^*$

%Gamut
 $u^*_{rel} = 88$
 %Regularity
 $g^*_{H,rel} = 31$
 $g^*_{C,rel} = 40$

$LAB^*cmy^n^*$

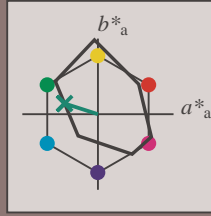
$i^* = 1.00$
 $i^* = 0.80$
 $i^* = 0.60$
 $i^* = 0.40$
 $i^* = 0.20$
 $i^* = 0.00$

See for similar files: <http://www.ps.bam.de/Ee37/>; www.ps.bam.de/Ee.HTM
 Technical information: <http://www.ps.bam.de> Version 2.1, io=1,1, CIELAB, ColSpX=0

BAM registration: 20081001-Ee37/10L/L37E00FP.PS/.PDF BAM material: code=rhadata
 application for evaluation and measurement of printer or monitor systems

Input and output: Colorimetric Printer Reflective System FRS15_90a for relative CIELAB hue $h^* = lab^*h^* = h_{ab}/360 = 0.451$
 data for any colour:
 lab^*tch^* and lab^*icu^*

Hue texts:
 $u^*_e = g00b$ $u^*_d = l23c$
 contrast reduction factor:
 $c_R = 0.9$
 triangle lightness t^*



FRS15_90a; CIELAB data

	u^*_e	$L^*=L^*_a$	a^*_a	b^*_a	C^*_{ab}	h^*_{ab}
O_M	38.8	54.41	35.65	65.05	33	
Y_M	82.58	-4.04	92.72	92.8	92	
L_M	46.95	-55.83	39.15	68.19	145	
C_M	54.62	-25.67	-33.25	42.01	232	
V_M	20.01	45.64	-56.27	72.45	309	
M_M	40.88	71.17	-34.09	78.92	334	
N_M	15.0	0.43	-3.23	3.26	278	
W_M	90.0	0.62	-5.76	5.79	276	
R_M	39.92	58.74	27.99	65.07	25	
J_M	81.26	-2.89	71.56	71.62	92	
G_M	52.23	-42.42	13.6	44.55	162	
B_M	30.57	1.41	-46.47	46.49	272	

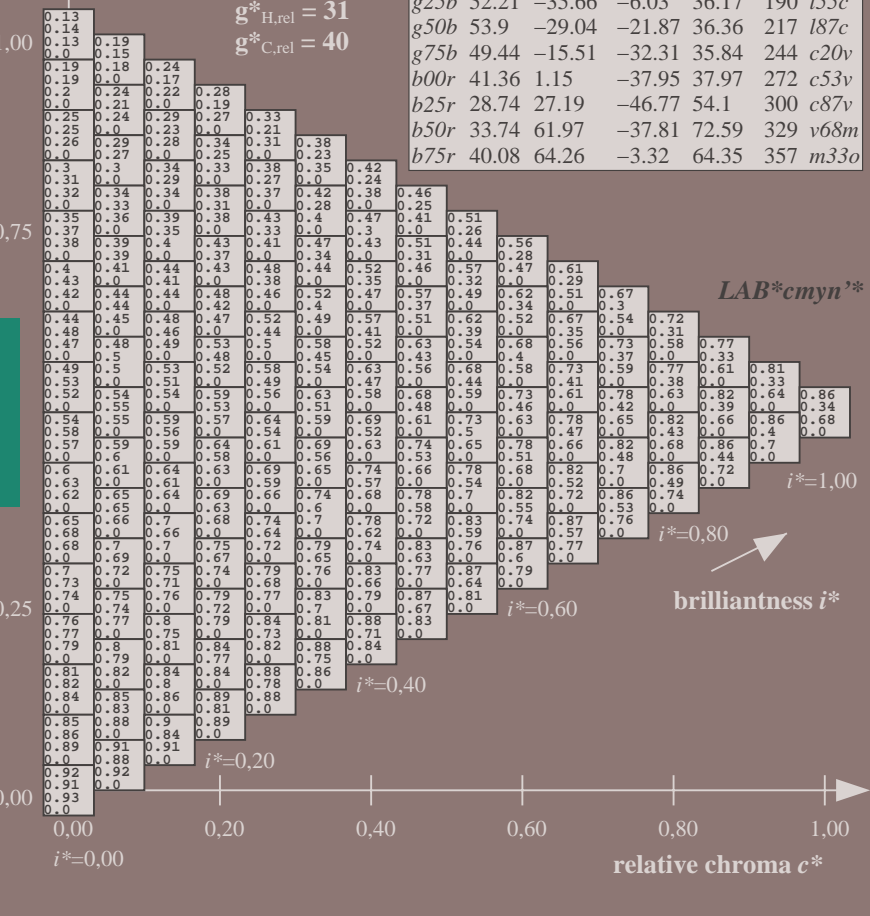
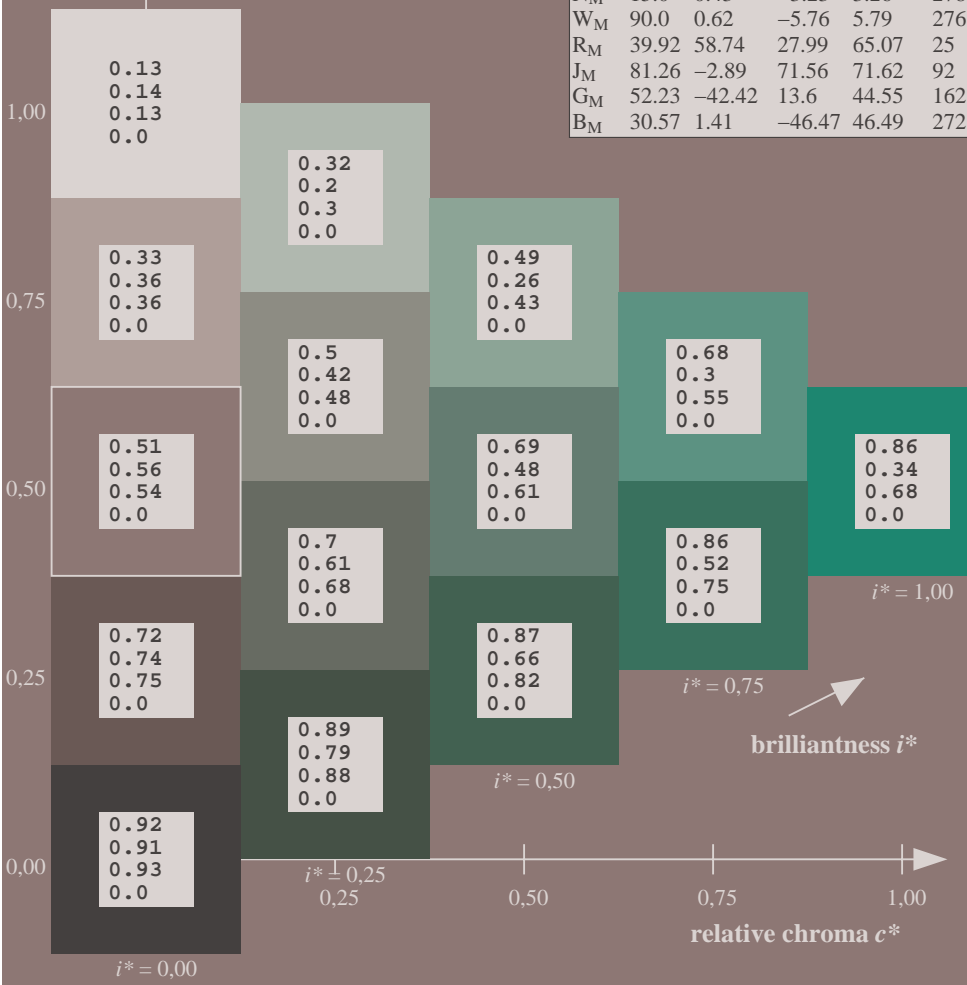
Data for maximum colour (M_a):

$LAB^*LAB^*_M_a$: 50 -44 14
 $LAB^*LCH^*_M_a$: 50 46 162
 $lab^*rgb^*_M_a$: 0.0 1.0 0.0
 $lab^*olv^*_M_a$: 0.0 1.0 0.23

FRS15_90a; adapted (a) CIELAB data

	u^*_e	$L^*=L^*_a$	a^*_a	b^*_a	$C^*_{ab,a}$	$h^*_{ab,a}$	u^*_d
$r00j$	39.18	56.94	27.13	63.07	25	$m81o$	
$r25j$	42.41	49.1	44.5	66.26	42	$o10y$	
$r50j$	52.78	35.22	58.37	68.17	59	$o40y$	
$r75j$	64.82	19.12	74.47	76.89	76	$o69y$	
$j00g$	82.06	-3.94	97.52	97.6	92	$o98y$	
$j25g$	67.26	-26.87	74.67	79.36	110	$y34l$	
$j50g$	55.83	-43.45	57.11	71.76	127	$y69l$	
$j75g$	47.5	-54.18	38.3	66.35	145	$l03c$	
$g00b$	50.07	-44.09	14.13	46.3	162	$l23c$	
$g25b$	52.21	-35.66	-6.03	36.17	190	$l55c$	
$g50b$	53.9	-29.04	-21.87	36.36	217	$l87c$	
$g75b$	49.44	-15.51	-32.31	35.84	244	$c20v$	
$b00r$	41.36	1.15	-37.95	37.97	272	$c53v$	
$b25r$	28.74	27.19	-46.77	54.1	300	$c87v$	
$b50r$	33.74	61.97	-37.81	72.59	329	$v68m$	
$b75r$	40.08	64.26	-3.32	64.35	357	$m33o$	

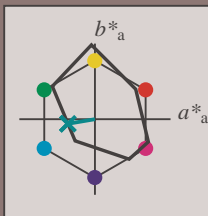
triangle lightness t^*
 %Gamut $u^*_{rel} = 88$
 %Regularity $g^*_{H,rel} = 31$
 $g^*_{C,rel} = 40$



BAM registration: 20081001-Ee37/10L/L37E00FP.PS/ .PDF
 application for evaluation and measurement of printer or monitor systems
 BAM material: code=rhadata

Input and output: Colorimetric Printer Reflective System FRS15_90a for relative CIELAB hue $h^* = lab^*h^* = h_{ab}/360 = 0.527$
 data for any colour:

lab^*tch^* and lab^*icu^*
 Hue texts:
 $u^*_e = g25b$ $u^*_d = l55c$
 contrast reduction factor:
 $c_R = 0.9$
 triangle lightness t^*



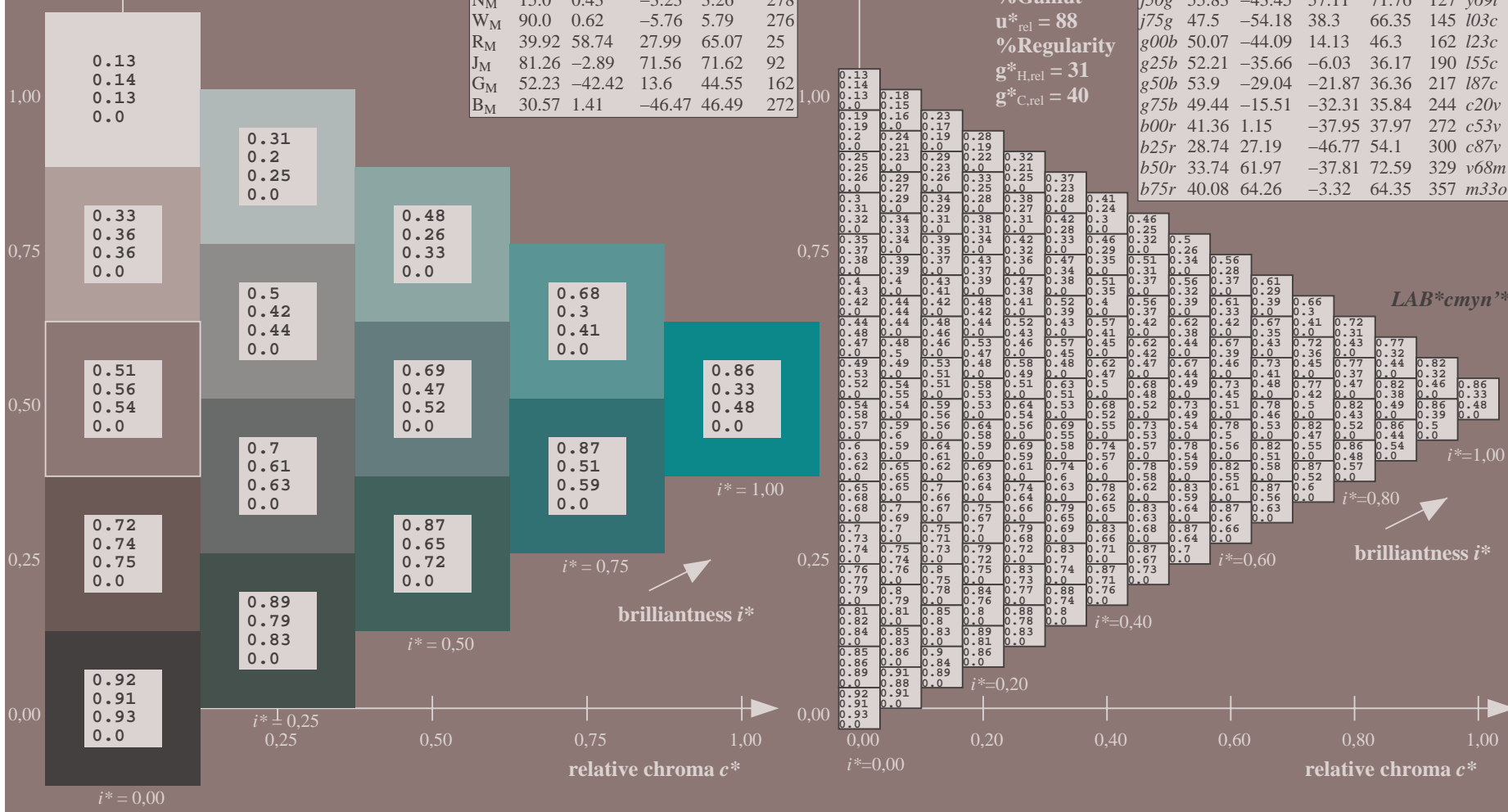
FRS15_90a; CIELAB data						
	u^*_e	$L^*=L^*_a$	a^*	b^*	C^*_{ab}	h^*_{ab}
O_M	38.8	54.41	35.65	65.05	33	
Y_M	82.58	-4.04	92.72	92.8	92	
L_M	46.95	-55.83	39.15	68.19	145	
C_M	54.62	-25.67	-33.25	42.01	232	
V_M	20.01	45.64	-56.27	72.45	309	
M_M	40.88	71.17	-34.09	78.92	334	
N_M	15.0	0.43	-3.23	3.26	278	
W_M	90.0	0.62	-5.76	5.79	276	
R_M	39.92	58.74	27.99	65.07	25	
J_M	81.26	-2.89	71.56	71.62	92	
G_M	52.23	-42.42	13.6	44.55	162	
B_M	30.57	1.41	-46.47	46.49	272	

Data for maximum colour (M_a):

$LAB^*LAB^*_M_a$: 52 -36 -6
 $LAB^*LCH^*_M_a$: 52 36 189
 $lab^*rgb^*_M_a$: 0.0 1.0 0.5
 $lab^*olv^*_M_a$: 0.0 1.0 0.55
 triangle lightness t^*

FRS15_90a; adapted (a) CIELAB data							
	u^*_e	$L^*=L^*_a$	a^*_a	b^*_a	$C^*_{ab,a}$	$h^*_{ab,a}$	u^*_d
$r00j$	39.18	56.94	27.13	63.07	25	$m81o$	
$r25j$	42.41	49.1	44.5	66.26	42	$o10y$	
$r50j$	52.78	35.22	58.37	68.17	59	$o40y$	
$r75j$	64.82	19.12	74.47	76.89	76	$o69y$	
$j00g$	82.06	-3.94	97.52	97.6	92	$o98y$	
$j25g$	67.26	-26.87	74.67	79.36	110	$y34l$	
$j50g$	55.83	-43.45	57.11	71.76	127	$y69l$	
$j75g$	47.5	-54.18	38.3	66.35	145	$l03c$	
$g00b$	50.07	-44.09	14.13	46.3	162	$l23c$	
$g25b$	52.21	-35.66	-6.03	36.17	190	$l55c$	
$g50b$	53.9	-29.04	-21.87	36.36	217	$l87c$	
$g75b$	49.44	-15.51	-32.31	35.84	244	$c20v$	
$b00r$	41.36	1.15	-37.95	37.97	272	$c53v$	
$b25r$	28.74	27.19	-46.77	54.1	300	$c87v$	
$b50r$	33.74	61.97	-37.81	72.59	329	$v68m$	
$b75r$	40.08	64.26	-3.32	64.35	357	$m33o$	

%Gamut
 $u^*_{rel} = 88$
 %Regularity
 $g^*_{H,rel} = 31$
 $g^*_{C,rel} = 40$

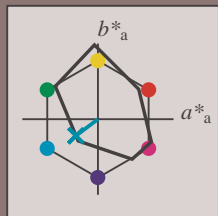


See for similar files: <http://www.ps.bam.de/Ee37/>; www.ps.bam.de/Ee.HTM
 Technical information: <http://www.ps.bam.de> Version 2.1, io=1,1, CIELAB, ColSpX=0

BAM registration: 20081001-Ee37/10L/L37E00FP.PS/.PDF BAM material: code=rhadata
 application for evaluation and measurement of printer or monitor systems

Input and output: Colorimetric Printer Reflective System FRS15_90a for relative CIELAB hue $h^* = lab^*h^* = h_{ab}/360 = 0.603$
 data for any colour:
 lab^*tch^* and lab^*icu^*

Hue texts:
 $u^*_e = g50b$ $u^*_d = l87c$
 contrast reduction factor:
 $c_R = 0.9$
 triangle lightness t^*



FRS15_90a; CIELAB data

	u^*_e	$L^*=L^*$	a^*	b^*	C^*_{ab}	h^*_{ab}
O _M	38.8	54.41	35.65	65.05	33	
Y _M	82.58	-4.04	92.72	92.8	92	
L _M	46.95	-55.83	39.15	68.19	145	
C _M	54.62	-25.67	-33.25	42.01	232	
V _M	20.01	45.64	-56.27	72.45	309	
M _M	40.88	71.17	-34.09	78.92	334	
N _M	15.0	0.43	-3.23	3.26	278	
W _M	90.0	0.62	-5.76	5.79	276	
R _M	39.92	58.74	27.99	65.07	25	
J _M	81.26	-2.89	71.56	71.62	92	
G _M	52.23	-42.42	13.6	44.55	162	
B _M	30.57	1.41	-46.47	46.49	272	

Data for maximum colour (Ma):

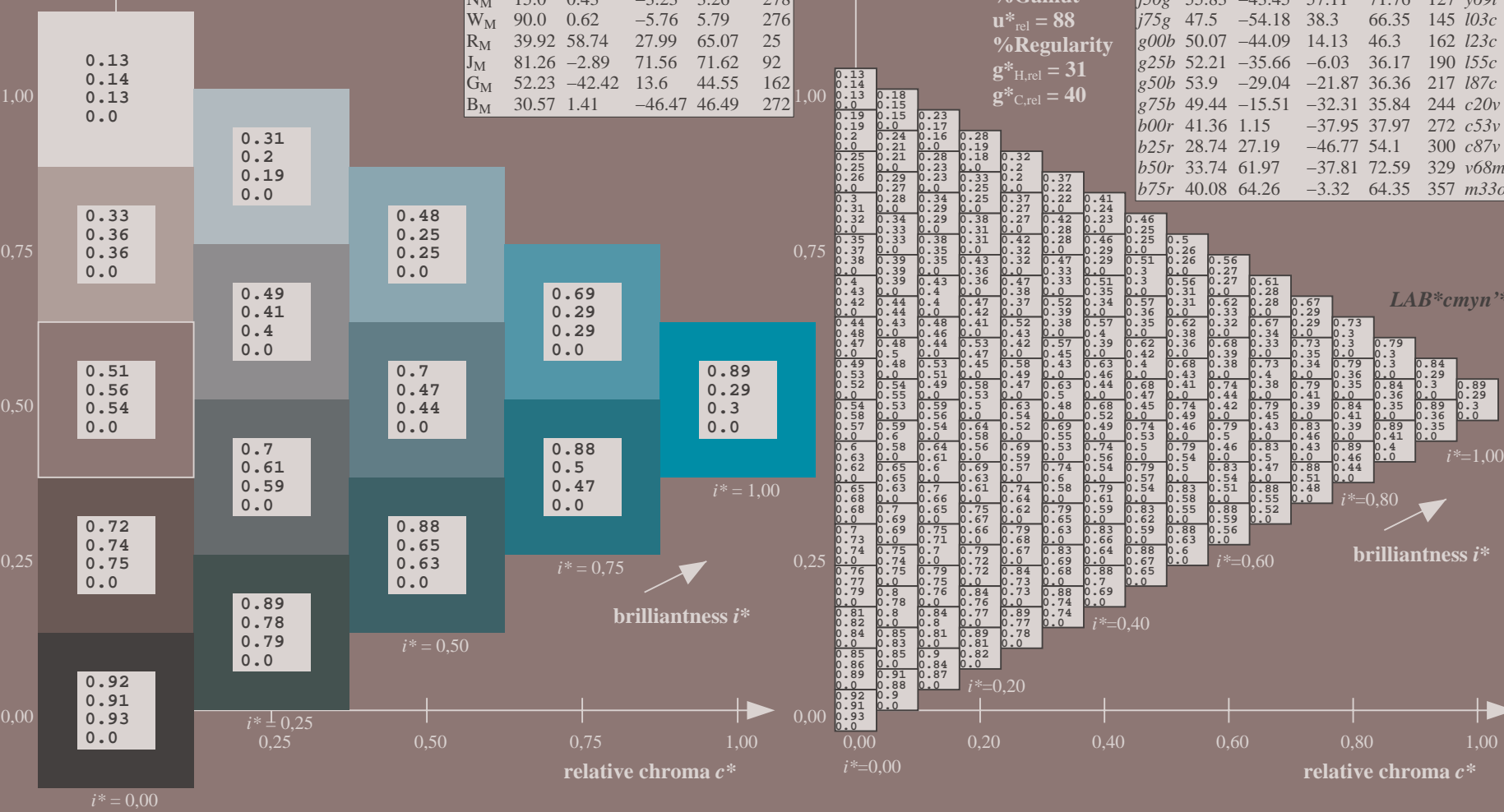
$LAB^*LAB^*_{Ma}$: 54 -29 -22
 $LAB^*LCH^*_{Ma}$: 54 36 216
 $lab^*rgb^*_{Ma}$: 0.0 1.0 1.0
 $lab^*olv^*_{Ma}$: 0.0 1.0 0.88

triangle lightness t^*

%Gamut
 $u^*_{rel} = 88$
 %Regularity
 $g^*_{H,rel} = 31$
 $g^*_{C,rel} = 40$

FRS15_90a; adapted (a) CIELAB data

	u^*_e	$L^*=L^*_a$	a^*_a	b^*_a	$C^*_{ab,a}$	$h^*_{ab,a}$	u^*_d
r00j	39.18	56.94	27.13	63.07	25	m81o	
r25j	42.41	49.1	44.5	66.26	42	o10y	
r50j	52.78	35.22	58.37	68.17	59	o40y	
r75j	64.82	19.12	74.47	76.89	76	o69y	
j00g	82.06	-3.94	97.52	97.6	92	o98y	
j25g	67.26	-26.87	74.67	79.36	110	y34l	
j50g	55.83	-43.45	57.11	71.76	127	y69l	
j75g	47.5	-54.18	38.3	66.35	145	l03c	
g00b	50.07	-44.09	14.13	46.3	162	l23c	
g25b	52.21	-35.66	-6.03	36.17	190	l55c	
g50b	53.9	-29.04	-21.87	36.36	217	l87c	
g75b	49.44	-15.51	-32.31	35.84	244	c20v	
b00r	41.36	1.15	-37.95	37.97	272	c53v	
b25r	28.74	27.19	-46.77	54.1	300	c87v	
b50r	33.74	61.97	-37.81	72.59	329	v68m	
b75r	40.08	64.26	-3.32	64.35	357	m33o	

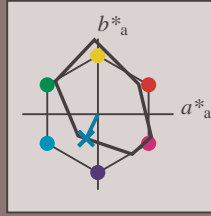


See for similar files: <http://www.ps.bam.de/Ee37/>; www.ps.bam.de/Ee.HTM
 Technical information: <http://www.ps.bam.de> Version 2.1, io=1,1, CIELAB, ColSpX=0

BAM registration: 20081001-Ee37/10L/L37E00FP.PS/.PDF BAM material: code=rhadata
 application for evaluation and measurement of printer or monitor systems

Input and output: Colorimetric Printer Reflective System FRS15_90a for relative CIELAB hue $h^* = lab^*h^* = h_{ab}/360 = 0.679$
 data for any colour:

lab^*tch^* and lab^*icu^*
 Hue texts:
 $u^*_e = g75b$ $u^*_d = c20v$
 contrast reduction factor:
 $c_R = 0.9$
 triangle lightness t^*



FRS15_90a; CIELAB data

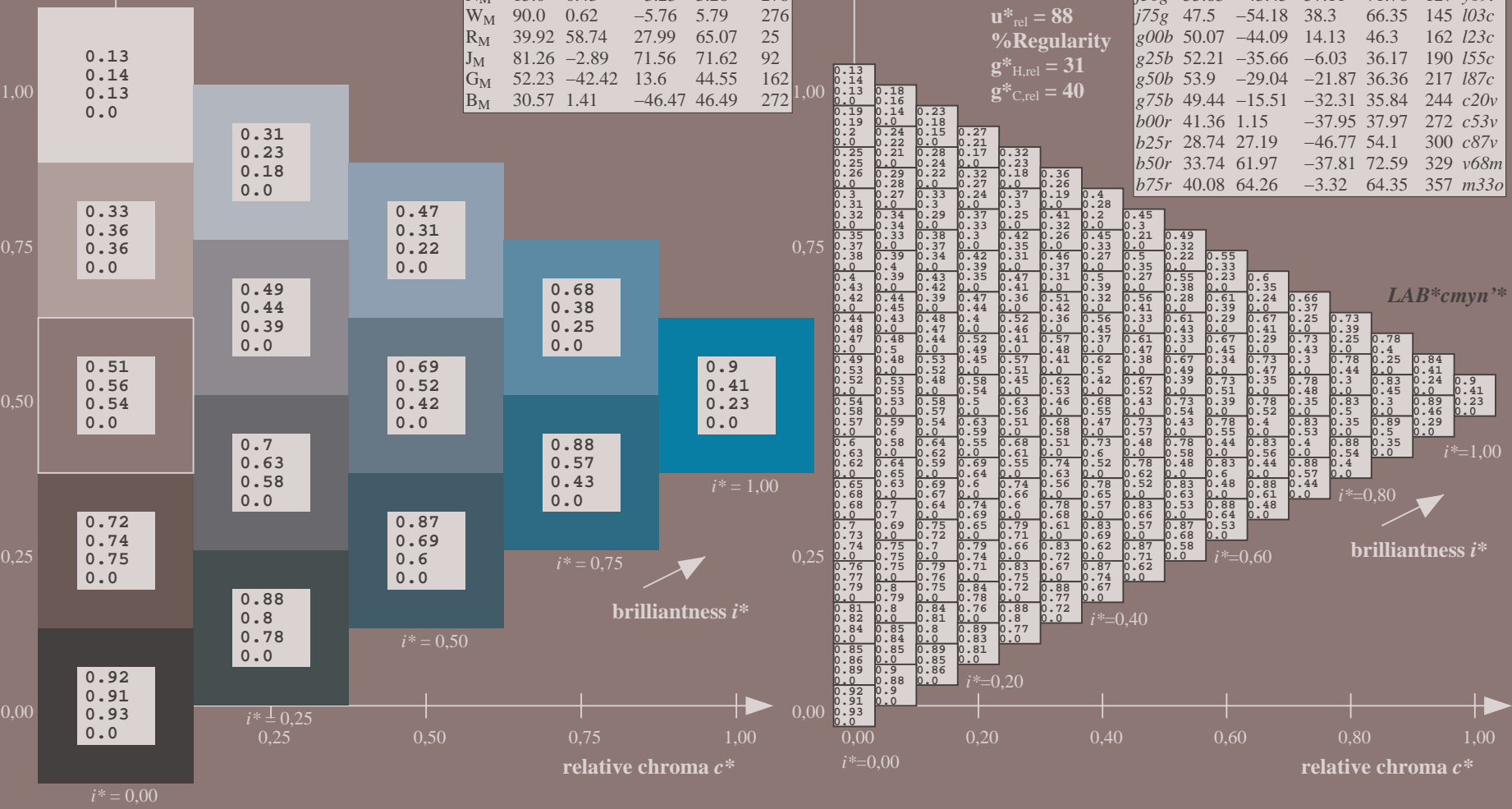
u^*_e	$L^*=L^*$	a^*	b^*	C^*_{ab}	h^*_{ab}
O_M	38.8	54.41	35.65	65.05	33
Y_M	82.58	-4.04	92.72	92.8	92
L_M	46.95	-55.83	39.15	68.19	145
C_M	54.62	-25.67	-33.25	42.01	232
V_M	20.01	45.64	-56.27	72.45	309
M_M	40.88	71.17	-34.09	78.92	334
N_M	15.0	0.43	-3.23	3.26	278
W_M	90.0	0.62	-5.76	5.79	276
R_M	39.92	58.74	27.99	65.07	25
J_M	81.26	-2.89	71.56	71.62	92
G_M	52.23	-42.42	13.6	44.55	162
B_M	30.57	1.41	-46.47	46.49	272

Data for maximum colour (M_a):
 $LAB^*LAB^*_{Ma}$: 49 -16 -32
 $LAB^*LCH^*_{Ma}$: 49 36 244
 $lab^*rgb^*_{Ma}$: 0.0 0.5 1.0
 $lab^*olv^*_{Ma}$: 0.0 0.8 1.0
 triangle lightness t^*

FRS15_90a; adapted (a) CIELAB data

u^*_e	$L^*=L^*_a$	a^*_a	b^*_a	$C^*_{ab,a}$	$h^*_{ab,a}$	u^*_d
$r00j$	39.18	56.94	27.13	63.07	25	$m81o$
$r25j$	42.41	49.1	44.5	66.26	42	$o10y$
$r50j$	52.78	35.22	58.37	68.17	59	$o40y$
$r75j$	64.82	19.12	74.47	76.89	76	$o69y$
$j00g$	82.06	-3.94	97.52	97.6	92	$o98y$
$j25g$	67.26	-26.87	74.67	79.36	110	$y34l$
$j50g$	55.83	-43.45	57.11	71.76	127	$y69l$
$j75g$	47.5	-54.18	38.3	66.35	145	$l03c$
$g00b$	50.07	-44.09	14.13	46.3	162	$l23c$
$g25b$	52.21	-35.66	-6.03	36.17	190	$l55c$
$g50b$	53.9	-29.04	-21.87	36.36	217	$l87c$
$g75b$	49.44	-15.51	-32.31	35.84	244	$c20v$
$b00r$	41.36	1.15	-37.95	37.97	272	$c53v$
$b25r$	28.74	27.19	-46.77	54.1	300	$c87v$
$b50r$	33.74	61.97	-37.81	72.59	329	$v68m$
$b75r$	40.08	64.26	-3.32	64.35	357	$m33o$

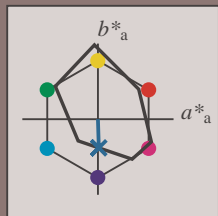
%Gamut
 $u^*_{rel} = 88$
 %Regularity
 $g^*_{H,rel} = 31$
 $g^*_{C,rel} = 40$



BAM registration: 20081001-Ee37/10L/L37E00FP.PS/.PDF
 application for evaluation and measurement of printer or monitor systems
 BAM material: code=rh4ta

Input and output: Colorimetric Printer Reflective System FRS15_90a for relative CIELAB hue $h^* = lab^*h^* = h_{ab}/360 = 0.755$
 data for any colour:
 lab^*tch^* and lab^*icu^*

Hue texts:
 $u^*_e = b00r$ $u^*_d = c53v$
 contrast reduction factor:
 $c_R = 0.9$
 triangle lightness t^*



FRS15_90a; CIELAB data						
	u^*_e	$L^*=L^*_a$	a^*	b^*	C^*_{ab}	h^*_{ab}
O _M	38.8	54.41	35.65	65.05	33	
Y _M	82.58	-4.04	92.72	92.8	92	
L _M	46.95	-55.83	39.15	68.19	145	
C _M	54.62	-25.67	-33.25	42.01	232	
V _M	20.01	45.64	-56.27	72.45	309	
M _M	40.88	71.17	-34.09	78.92	334	
N _M	15.0	0.43	-3.23	3.26	278	
W _M	90.0	0.62	-5.76	5.79	276	
R _M	39.92	58.74	27.99	65.07	25	
J _M	81.26	-2.89	71.56	71.62	92	
G _M	52.23	-42.42	13.6	44.55	162	
B _M	30.57	1.41	-46.47	46.49	272	

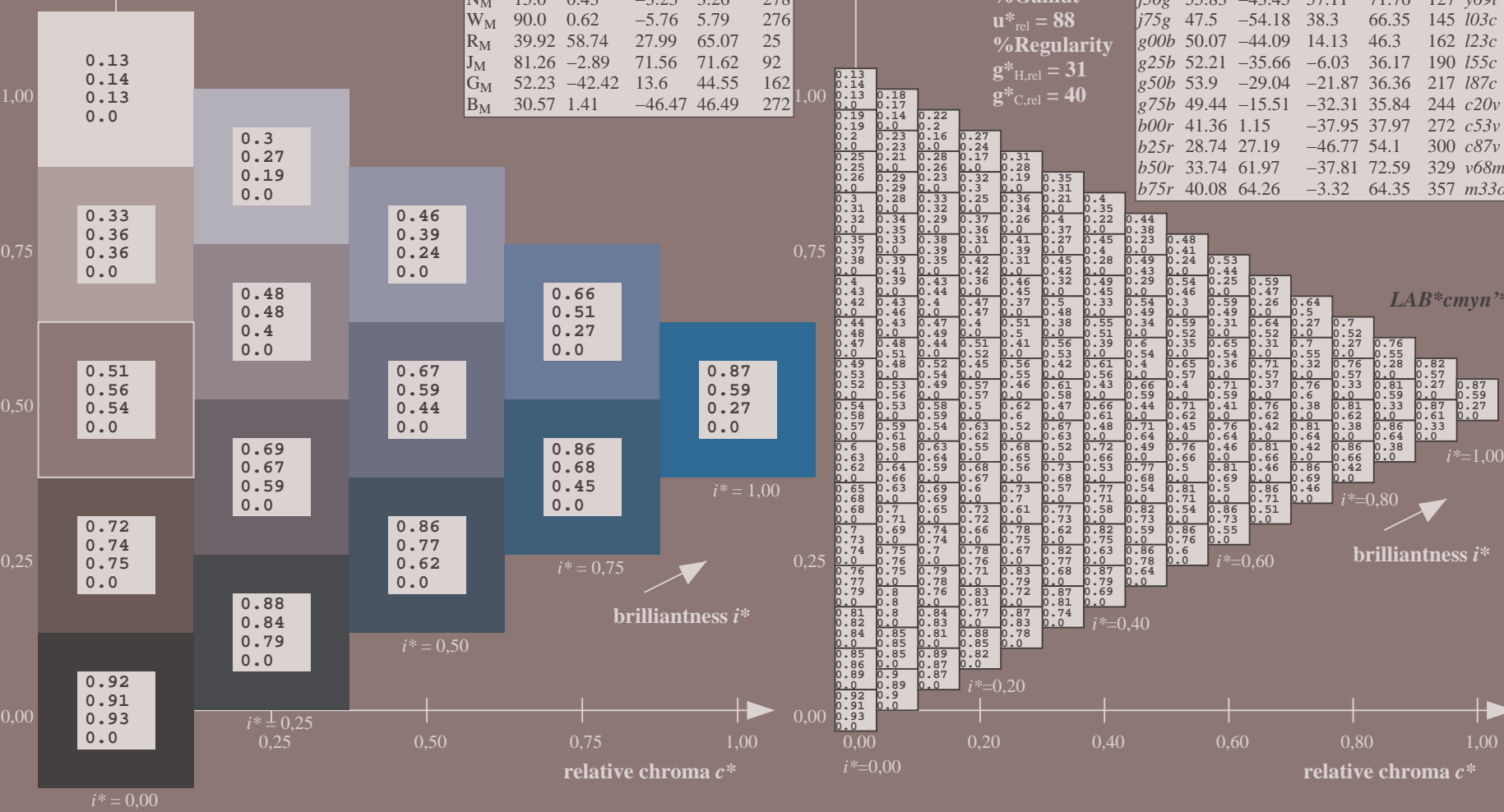
Data for maximum colour (Ma):

$LAB^*LAB^*_Ma$: 41 1 -38
 $LAB^*LCH^*_Ma$: 41 38 271
 $lab^*rgb^*_Ma$: 0.0 0.0 1.0
 $lab^*olv^*_Ma$: 0.0 0.47 1.0

triangle lightness t^*

%Gamut
 $u^*_{rel} = 88$
 %Regularity
 $g^*_{H,rel} = 31$
 $g^*_{C,rel} = 40$

FRS15_90a; adapted (a) CIELAB data							
	u^*_e	$L^*=L^*_a$	a^*_a	b^*_a	$C^*_{ab,a}$	$h^*_{ab,a}$	u^*_d
r00j	39.18	56.94	27.13	63.07	25	m81o	
r25j	42.41	49.1	44.5	66.26	42	o10y	
r50j	52.78	35.22	58.37	68.17	59	o40y	
r75j	64.82	19.12	74.47	76.89	76	o69y	
j00g	82.06	-3.94	97.52	97.6	92	o98y	
j25g	67.26	-26.87	74.67	79.36	110	y34l	
j50g	55.83	-43.45	57.11	71.76	127	y69l	
j75g	47.5	-54.18	38.3	66.35	145	l03c	
g00b	50.07	-44.09	14.13	46.3	162	l23c	
g25b	52.21	-35.66	-6.03	36.17	190	l55c	
g50b	53.9	-29.04	-21.87	36.36	217	l87c	
g75b	49.44	-15.51	-32.31	35.84	244	c20v	
b00r	41.36	1.15	-37.95	37.97	272	c53v	
b25r	28.74	27.19	-46.77	54.1	300	c87v	
b50r	33.74	61.97	-37.81	72.59	329	v68m	
b75r	40.08	64.26	-3.32	64.35	357	m33o	

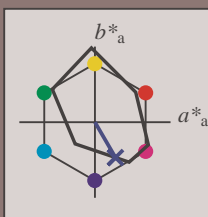


See for similar files: <http://www.ps.bam.de/Ee37/>; www.ps.bam.de/Ee.HTM
 Technical information: <http://www.ps.bam.de> Version 2.1, io=1,1, CIELAB, ColSpX=0

BAM registration: 20081001-Ee37/10L/L37E00FP.PS/.PDF BAM material: code=rhadata
 application for evaluation and measurement of printer or monitor systems

Input and output: Colorimetric Printer Reflective System FRS15_90a for relative CIELAB hue $h^* = lab^*h^* = h_{ab}/360 = 0.834$
 data for any colour:
 lab^*tch^* and lab^*icu^*

Hue texts:
 $u^*_e = b25r$ $u^*_d = c87v$
 contrast reduction factor:
 $c_R = 0.9$
 triangle lightness t^*



FRS15_90a; CIELAB data

u^*_e	$L^*=L^*_a$	a^*	b^*	C^*_{ab}	h^*_{ab}
O _M	38.8	54.41	35.65	65.05	33
Y _M	82.58	-4.04	92.72	92.8	92
L _M	46.95	-55.83	39.15	68.19	145
C _M	54.62	-25.67	-33.25	42.01	232
V _M	20.01	45.64	-56.27	72.45	309
M _M	40.88	71.17	-34.09	78.92	334
N _M	15.0	0.43	-3.23	3.26	278
W _M	90.0	0.62	-5.76	5.79	276
R _M	39.92	58.74	27.99	65.07	25
J _M	81.26	-2.89	71.56	71.62	92
G _M	52.23	-42.42	13.6	44.55	162
B _M	30.57	1.41	-46.47	46.49	272

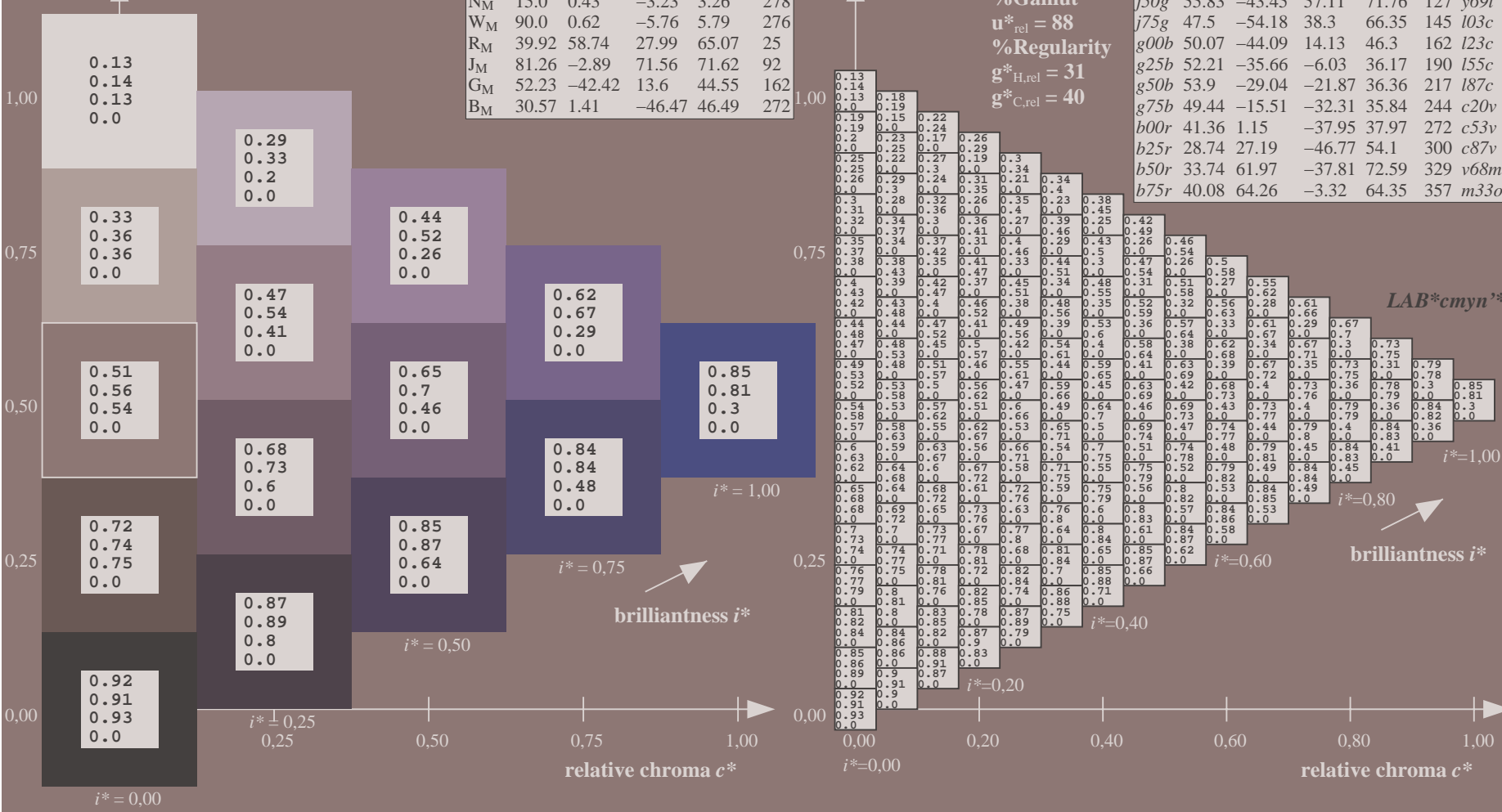
Data for maximum colour (Ma):

$LAB^*LAB^*_Ma: 29\ 27\ -47$
 $LAB^*LCH^*_Ma: 29\ 54\ 300$
 $lab^*rgb^*_Ma: 0.5\ 0.0\ 1.0$
 $lab^*olv^*_Ma: 0.0\ 0.12\ 1.0$

triangle lightness t^*
 %Gamut
 $u^*_{rel} = 88$
 %Regularity
 $g^*_{H,rel} = 31$
 $g^*_{C,rel} = 40$

FRS15_90a; adapted (a) CIELAB data

u^*_e	$L^*=L^*_a$	a^*_a	b^*_a	$C^*_{ab,a}$	$h^*_{ab,a}$	u^*_d
r00j	39.18	56.94	27.13	63.07	25	m81o
r25j	42.41	49.1	44.5	66.26	42	o10y
r50j	52.78	35.22	58.37	68.17	59	o40y
r75j	64.82	19.12	74.47	76.89	76	o69y
j00g	82.06	-3.94	97.52	97.6	92	o98y
j25g	67.26	-26.87	74.67	79.36	110	y34l
j50g	55.83	-43.45	57.11	71.76	127	y69l
j75g	47.5	-54.18	38.3	66.35	145	l03c
g00b	50.07	-44.09	14.13	46.3	162	l23c
g25b	52.21	-35.66	-6.03	36.17	190	l55c
g50b	53.9	-29.04	-21.87	36.36	217	l87c
g75b	49.44	-15.51	-32.31	35.84	244	c20v
b00r	41.36	1.15	-37.95	37.97	272	c53v
b25r	28.74	27.19	-46.77	54.1	300	c87v
b50r	33.74	61.97	-37.81	72.59	329	v68m
b75r	40.08	64.26	-3.32	64.35	357	m33o

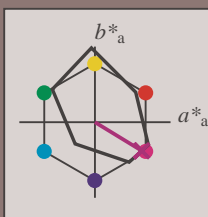


See for similar files: <http://www.ps.bam.de/Ee37/>; www.ps.bam.de/Ee37/
 Technical information: <http://www.ps.bam.de> Version 2.1, io=1,1, CIELAB, ColSpX=0

BAM registration: 20081001-Ee37/10L/L37E00FP.PS/.PDF BAM material: code=rhadata
 application for evaluation and measurement of printer or monitor systems

Input and output: Colorimetric Printer Reflective System FRS15_90a for relative CIELAB hue $h^* = lab^*h^* = h_{ab}/360 = 0.913$
 data for any colour:
 lab^*tch^* and lab^*icu^*

Hue texts:
 $u^*_e = b50r$ $u^*_d = v68m$
 contrast reduction factor:
 $c_R = 0.9$
 triangle lightness t^*



FRS15_90a; CIELAB data

u^*_e	$L^*=L^*_a$	a^*	b^*	C^*_{ab}	h^*_{ab}
O _M	38.8	54.41	35.65	65.05	33
Y _M	82.58	-4.04	92.72	92.8	92
L _M	46.95	-55.83	39.15	68.19	145
C _M	54.62	-25.67	-33.25	42.01	232
V _M	20.01	45.64	-56.27	72.45	309
M _M	40.88	71.17	-34.09	78.92	334
N _M	15.0	0.43	-3.23	3.26	278
W _M	90.0	0.62	-5.76	5.79	276
R _M	39.92	58.74	27.99	65.07	25
J _M	81.26	-2.89	71.56	71.62	92
G _M	52.23	-42.42	13.6	44.55	162
B _M	30.57	1.41	-46.47	46.49	272

$u^*_e = b50r$
 $LAB^*cmy^n^*$

Data for maximum colour (Ma):

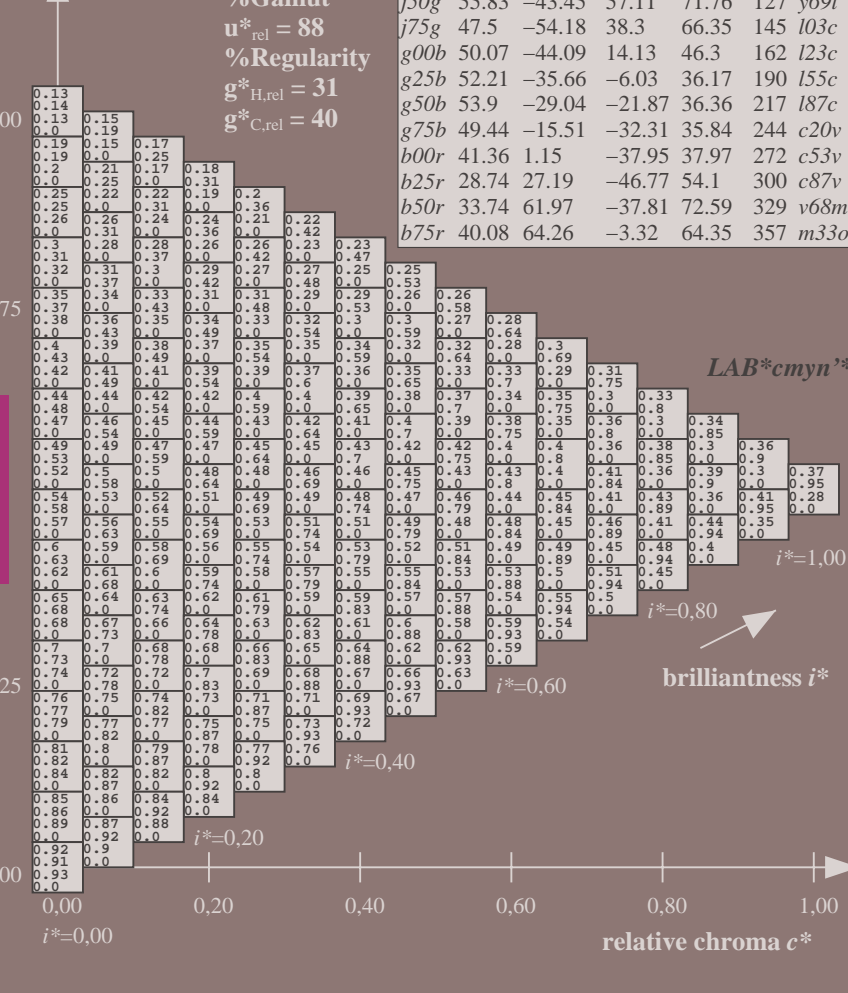
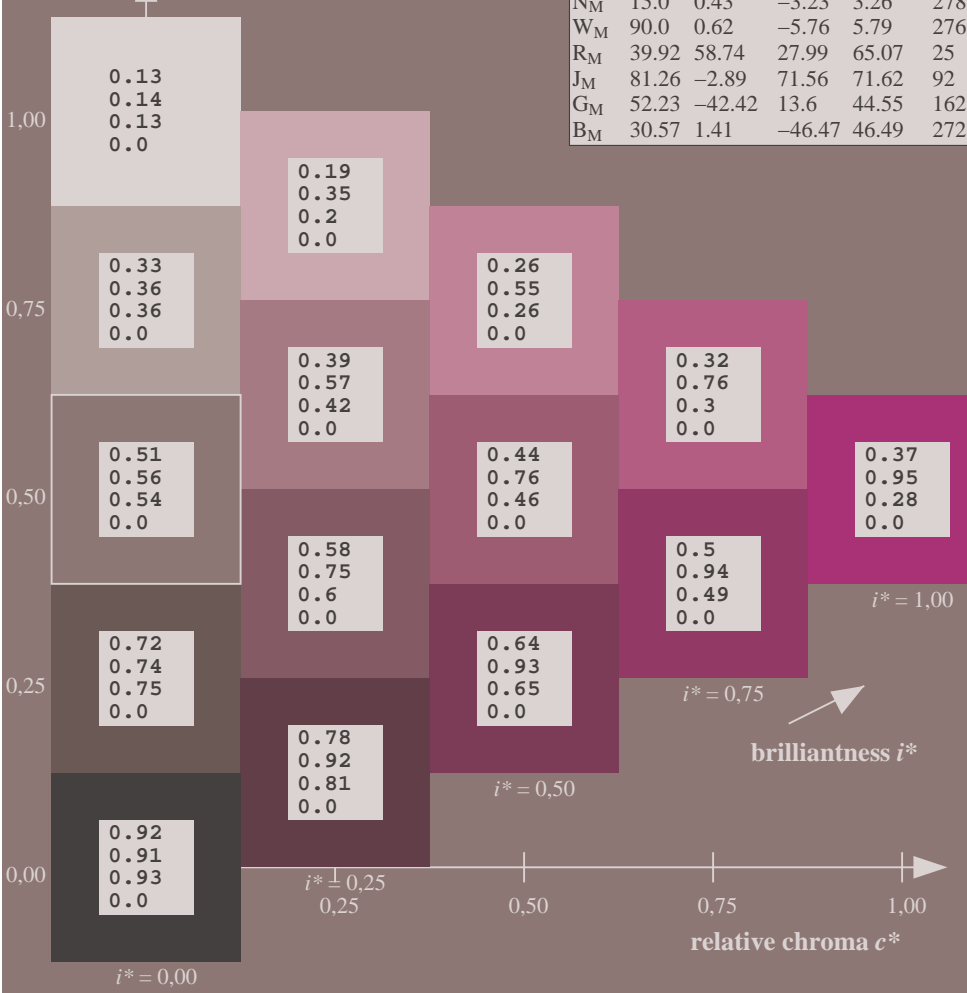
$LAB^*LAB^*_Ma: 34\ 62\ -38$
 $LAB^*LCH^*_Ma: 34\ 73\ 328$
 $lab^*rgb^*_Ma: 1.0\ 0.0\ 1.0$
 $lab^*olv^*_Ma: 0.68\ 0.0\ 1.0$

FRS15_90a; adapted (a) CIELAB data

u^*_e	$L^*=L^*_a$	a^*_a	b^*_a	$C^*_{ab,a}$	$h^*_{ab,a}$	u^*_d
r00j	39.18	56.94	27.13	63.07	25	m81o
r25j	42.41	49.1	44.5	66.26	42	o10y
r50j	52.78	35.22	58.37	68.17	59	o40y
r75j	64.82	19.12	74.47	76.89	76	o69y
j00g	82.06	-3.94	97.52	97.6	92	o98y
j25g	67.26	-26.87	74.67	79.36	110	y34l
j50g	55.83	-43.45	57.11	71.76	127	y69l
j75g	47.5	-54.18	38.3	66.35	145	l03c
g00b	50.07	-44.09	14.13	46.3	162	l23c
g25b	52.21	-35.66	-6.03	36.17	190	l55c
g50b	53.9	-29.04	-21.87	36.36	217	l87c
g75b	49.44	-15.51	-32.31	35.84	244	c20v
b00r	41.36	1.15	-37.95	37.97	272	c53v
b25r	28.74	27.19	-46.77	54.1	300	c87v
b50r	33.74	61.97	-37.81	72.59	329	v68m
b75r	40.08	64.26	-3.32	64.35	357	m33o

triangle lightness t^*

%Gamut
 $u^*_{rel} = 88$
 %Regularity
 $g^*_{H,rel} = 31$
 $g^*_{C,rel} = 40$

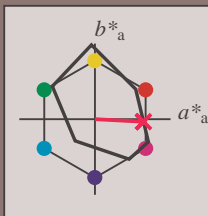


See for similar files: <http://www.ps.bam.de/Ee37/>; www.ps.bam.de/Ee.HTM
 Technical information: <http://www.ps.bam.de> Version 2.1, io=1,1, CIELAB, ColSpX=0

BAM registration: 20081001-Ee37/10L/L37E00FP.PS/ .PDF BAM material: code=rh4ta
 application for evaluation and measurement of printer or monitor systems

Input and output: Colorimetric Printer Reflective System FRS15_90a for relative CIELAB hue $h^* = lab^*h^* = h_{ab}/360 = 0.992$
 data for any colour:
 lab^*tch^* and lab^*icu^*

Hue texts:
 $u^*_e = b75r$ $u^*_d = m33o$
 contrast reduction factor:
 $c_R = 0.9$
 triangle lightness t^*



FRS15_90a; CIELAB data						
	u^*_e	$L^*=L^*_a$	a^*	b^*	C^*_{ab}	h^*_{ab}
O_M	38.8	54.41	35.65	65.05	33	
Y_M	82.58	-4.04	92.72	92.8	92	
L_M	46.95	-55.83	39.15	68.19	145	
C_M	54.62	-25.67	-33.25	42.01	232	
V_M	20.01	45.64	-56.27	72.45	309	
M_M	40.88	71.17	-34.09	78.92	334	
N_M	15.0	0.43	-3.23	3.26	278	
W_M	90.0	0.62	-5.76	5.79	276	
R_M	39.92	58.74	27.99	65.07	25	
J_M	81.26	-2.89	71.56	71.62	92	
G_M	52.23	-42.42	13.6	44.55	162	
B_M	30.57	1.41	-46.47	46.49	272	

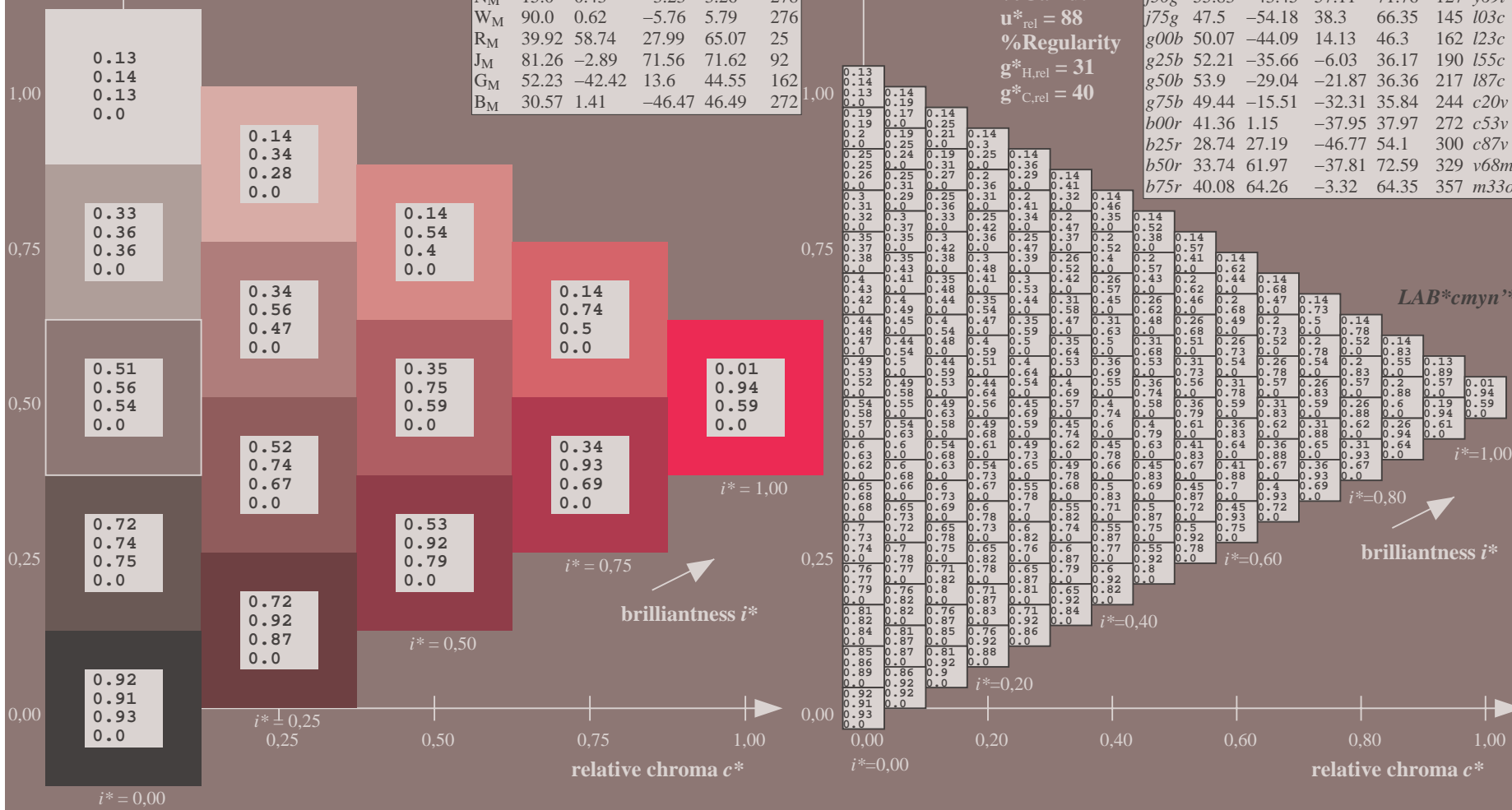
$u^*_e = b75r$
 $LAB^*cmy^n^*$

Data for maximum colour (Ma):

$LAB^*LAB^*_Ma$: 40 64 -3
 $LAB^*LCH^*_Ma$: 40 64 357
 $lab^*rgb^*_Ma$: 1.0 0.0 0.5
 $lab^*olv^*_Ma$: 1.0 0.0 0.66
 triangle lightness t^*

FRS15_90a; adapted (a) CIELAB data							
	u^*_e	$L^*=L^*_a$	a^*_a	b^*_a	$C^*_{ab,a}$	$h^*_{ab,a}$	u^*_d
$r00j$	39.18	56.94	27.13	63.07	25	$m81o$	
$r25j$	42.41	49.1	44.5	66.26	42	$o10y$	
$r50j$	52.78	35.22	58.37	68.17	59	$o40y$	
$r75j$	64.82	19.12	74.47	76.89	76	$o69y$	
$j00g$	82.06	-3.94	97.52	97.6	92	$o98y$	
$j25g$	67.26	-26.87	74.67	79.36	110	$y34l$	
$j50g$	55.83	-43.45	57.11	71.76	127	$y69l$	
$j75g$	47.5	-54.18	38.3	66.35	145	$l03c$	
$g00b$	50.07	-44.09	14.13	46.3	162	$l23c$	
$g25b$	52.21	-35.66	-6.03	36.17	190	$l55c$	
$g50b$	53.9	-29.04	-21.87	36.36	217	$l87c$	
$g75b$	49.44	-15.51	-32.31	35.84	244	$c20v$	
$b00r$	41.36	1.15	-37.95	37.97	272	$c53v$	
$b25r$	28.74	27.19	-46.77	54.1	300	$c87v$	
$b50r$	33.74	61.97	-37.81	72.59	329	$v68m$	
$b75r$	40.08	64.26	-3.32	64.35	357	$m33o$	

%Gamut
 $u^*_{rel} = 88$
 %Regularity
 $g^*_{H,rel} = 31$
 $g^*_{C,rel} = 40$



See for similar files: <http://www.ps.bam.de/Ee37/>; www.ps.bam.de/Ee.HTM
 Technical information: <http://www.ps.bam.de> Version 2.1, io=1,1, CIELAB, ColSpX=0

BAM registration: 20081001-Ee37/10L/L37E00FP.PS/.PDF BAM material: code=rh4ta
 application for evaluation and measurement of printer or monitor systems

