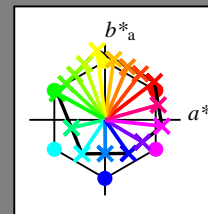


Input and output:  
 Colorimetric Printer Reflective System ORS18\_95aM  
 data for any colour:

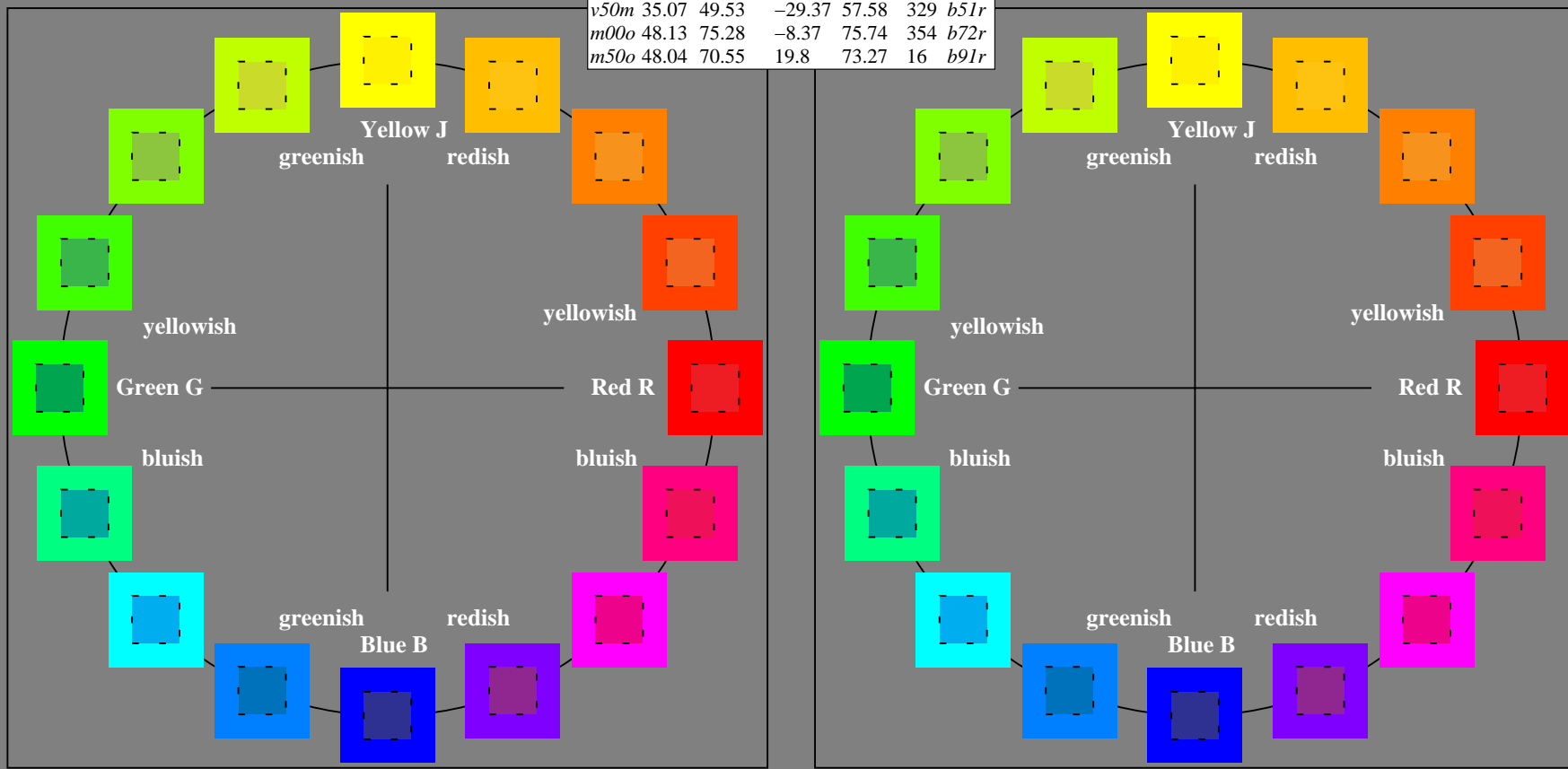
$u^*_d$  and number *no.* = 00 .. 15  
 device hue text:  
 $u^*_d = 16$  hues *o00y, o25y, ..., m50o*  
 contrast reduction factor:  
 $c_R = 1.0$

$u^*_d$	$L^*=L^*_a$	$a^*_a$	$b^*_a$	$C^*_{ab,a}$	$h^*_{ab,a}$	$u^*_e$
<i>o00y</i>	47.94	65.39	50.52	82.63	38	<i>r18j</i>
<i>o25y</i>	58.38	46.78	60.66	76.6	52	<i>r40j</i>
<i>o50y</i>	67.98	29.66	69.99	76.02	67	<i>r62j</i>
<i>o75y</i>	78.09	11.63	79.82	80.66	82	<i>r83j</i>
<i>y00l</i>	90.37	-10.27	91.75	92.32	96	<i>j25g</i>
<i>y25l</i>	77.89	-26.88	73.8	78.54	110	<i>j06g</i>
<i>y50l</i>	68.18	-39.82	59.82	71.86	124	<i>j44g</i>
<i>y75l</i>	59.54	-51.32	47.39	69.86	137	<i>j64g</i>
<i>l00c</i>	50.9	-62.84	34.96	71.91	151	<i>j83g</i>
<i>l50c</i>	55.3	-44.33	-10.61	45.58	193	<i>g28b</i>
<i>c00v</i>	58.62	-30.35	-45.02	54.3	236	<i>g67b</i>
<i>c50v</i>	42.16	0.4	-44.72	44.72	271	<i>g98b</i>
<i>v00m</i>	25.72	31.1	-44.41	54.22	305	<i>b29r</i>
<i>v50m</i>	35.07	49.53	-29.37	57.58	329	<i>b51r</i>
<i>m00o</i>	48.13	75.28	-8.37	75.74	354	<i>b72r</i>
<i>m50o</i>	48.04	70.55	19.8	73.27	16	<i>b91r</i>



%Gamut  
 $u^*_{rel} = 93$   
 %Regularity  
 $g^*_{H,rel} = 57$   
 $g^*_{C,rel} = 59$

Name	$L^*=L^*_a$	$a^*_a$	$b^*_a$	$C^*_{ab,a}$	$h^*_{ab,a}$
$O_{Ma}$	47.94	65.39	50.52	82.63	38
$Y_{Ma}$	90.37	-10.27	91.75	92.32	96
$L_{Ma}$	50.9	-62.84	34.96	71.91	151
$C_{Ma}$	58.62	-30.35	-45.02	54.3	236
$V_{Ma}$	25.72	31.1	-44.41	54.22	305
$M_{Ma}$	48.13	75.28	-8.37	75.74	354
$N_{Ma}$	18.01	0.0	0.0	0.0	0
$W_{Ma}$	95.41	0.0	0.0	0.0	0
$O_{CIE}$	39.92	58.74	27.99	65.07	25
$Y_{CIE}$	81.26	-2.89	71.56	71.62	92
$L_{CIE}$	52.23	-42.42	13.6	44.55	162
$V_{CIE}$	30.57	1.41	-46.47	46.49	272

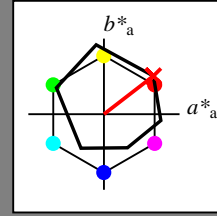


See for similar files: <http://www.ps.bam.de/Ee64/>; [www.ps.bam.de/Ee.HTM](http://www.ps.bam.de/Ee.HTM)  
 Technical information: <http://www.ps.bam.de> Version 2.1, io=1,1, ColSpx=1

BAM registration: 20081001-Ee64/10L/L64E00NP.PS/.PDF BAM material: code=rh4ta  
 application for evaluation and measurement of printer or monitor systems

Input and output: Colorimetric Printer Reflective System ORS18\_95aM for relative CIELAB hue  $h^* = lab^*h^* = h_{ab}/360 = 0.105$   
 data for any colour:  
 $lab^*tch^*$  and  $lab^*icu^*$

Hue texts:  
 $u^*_d = o00y$   $u^*_e = r18j$   
 contrast reduction factor:  
 $c_R = 1.0$   
 triangle lightness  $t^*$



ORS18_95aM; adapted (a) CIELAB data						
$u^*_d$	$L^*=L^*_a$	$a^*_a$	$b^*_a$	$C^*_{ab,a}$	$h^*_{ab,a}$	
O <sub>Ma</sub>	47.94	65.39	50.52	82.63	38	
Y <sub>Ma</sub>	90.37	-10.27	91.75	92.32	96	
L <sub>Ma</sub>	50.9	-62.84	34.96	71.91	151	
C <sub>Ma</sub>	58.62	-30.35	-45.02	54.3	236	
V <sub>Ma</sub>	25.72	31.1	-44.41	54.22	305	
M <sub>Ma</sub>	48.13	75.28	-8.37	75.74	354	
N <sub>Ma</sub>	18.01	0.0	0.0	0.0	0	
W <sub>Ma</sub>	95.41	0.0	0.0	0.0	0	
O <sub>Ma</sub>	39.92	58.74	27.99	65.07	25	
Y <sub>Ma</sub>	81.26	-2.89	71.56	71.62	92	
L <sub>Ma</sub>	52.23	-42.42	13.6	44.55	162	
V <sub>Ma</sub>	30.57	1.41	-46.47	46.49	272	

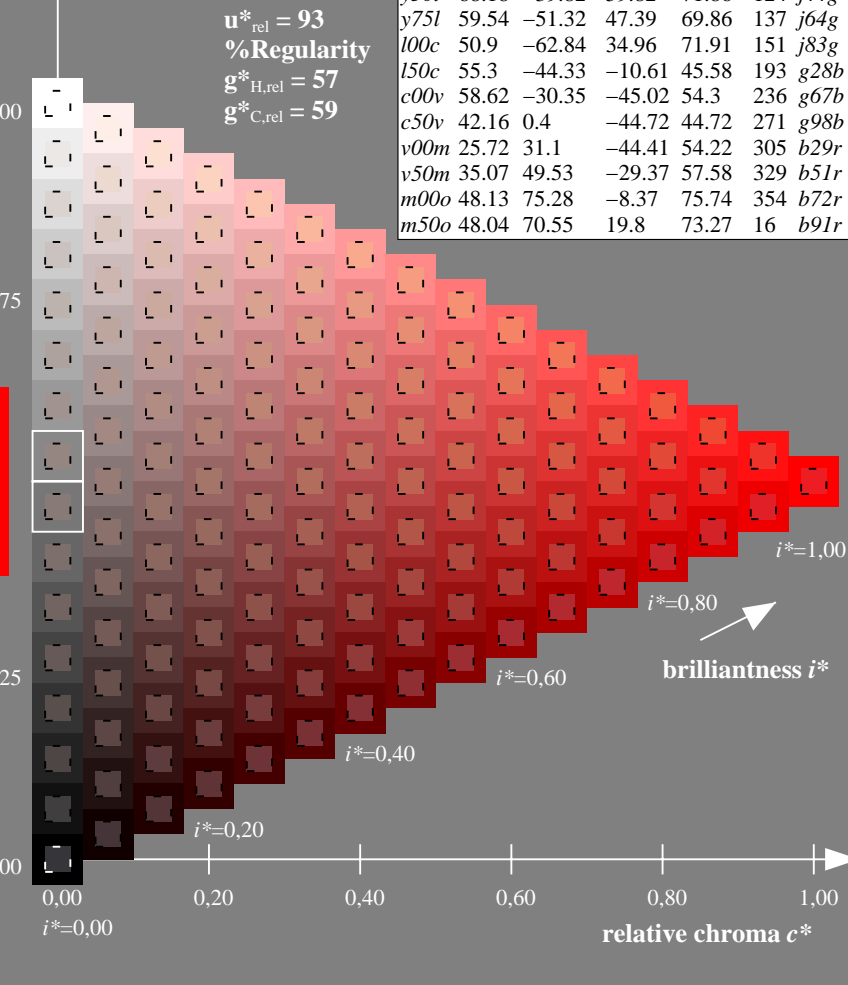
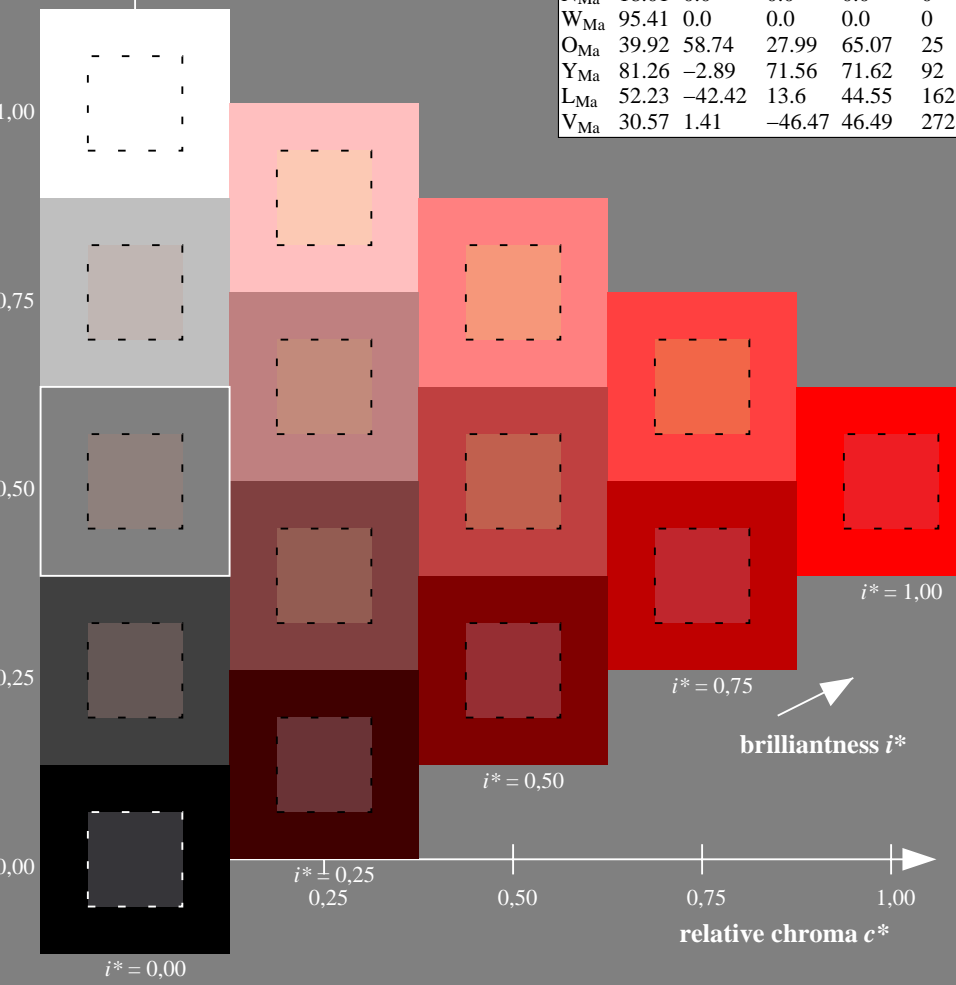
Data for maximum colour (Ma):

$LAB^*LAB^*_{Ma}$ : 48 65 51  
 $LAB^*LCH^*_{Ma}$ : 48 83 37  
 $lab^*olv^*_{Ma}$ : 1.0 0.0 0.0  
 $lab^*rgb^*_{Ma}$ : 1.0 0.18 0.0

ORS18_95aM; adapted (a) CIELAB data							
$u^*_d$	$L^*=L^*_a$	$a^*_a$	$b^*_a$	$C^*_{ab,a}$	$h^*_{ab,a}$	$u^*_e$	
<i>o00y</i>	47.94	65.39	50.52	82.63	38	<i>r18j</i>	
<i>o25y</i>	58.38	46.78	60.66	76.6	52	<i>r40j</i>	
<i>o50y</i>	67.98	29.66	69.99	76.02	67	<i>r62j</i>	
<i>o75y</i>	78.09	11.63	79.82	80.66	82	<i>r83j</i>	
<i>y00l</i>	90.37	-10.27	91.75	92.32	96	<i>j06g</i>	
<i>y25l</i>	77.89	-26.88	73.8	78.54	110	<i>j25g</i>	
<i>y50l</i>	68.18	-39.82	59.82	71.86	124	<i>j44g</i>	
<i>y75l</i>	59.54	-51.32	47.39	69.86	137	<i>j64g</i>	
<i>l00c</i>	50.9	-62.84	34.96	71.91	151	<i>j83g</i>	
<i>l50c</i>	55.3	-44.33	-10.61	45.58	193	<i>g28b</i>	
<i>c00v</i>	58.62	-30.35	-45.02	54.3	236	<i>g67b</i>	
<i>c50v</i>	42.16	0.4	-44.72	44.72	271	<i>g98b</i>	
<i>v00m</i>	25.72	31.1	-44.41	54.22	305	<i>b29r</i>	
<i>v50m</i>	35.07	49.53	-29.37	57.58	329	<i>b51r</i>	
<i>m00o</i>	48.13	75.28	-8.37	75.74	354	<i>b72r</i>	
<i>m50o</i>	48.04	70.55	19.8	73.27	16	<i>b91r</i>	

triangle lightness  $t^*$

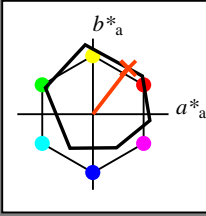
%Gamut  
 $u^*_{rel} = 93$   
 %Regularity  
 $g^*_{H,rel} = 57$   
 $g^*_{C,rel} = 59$



See for similar files: <http://www.ps.bam.de/Ee64/>; [www.ps.bam.de/Ee64/](http://www.ps.bam.de/Ee64/); [www.ps.bam.de/Ee64/](http://www.ps.bam.de/Ee64/)  
 Technical information: <http://www.ps.bam.de> Version 2.1, io=1,1, ColSpx=1

BAM registration: 20081001-Ee64/10L/L64E00NP.PS/.PDF BAM material: code=rhadata  
 application for evaluation and measurement of printer or monitor systems

Input and output: Colorimetric Printer Reflective System ORS18\_95aM for relative CIELAB hue  $h^* = lab^*h^* = h_{ab}/360 = 0.145$   
 data for any colour:  
 $lab^*tch^*$  and  $lab^*icu^*$   
 Hue texts:  
 $u^*_d = o25y$   $u^*_e = r40j$   
 contrast reduction factor:  
 $c_R = 1.0$   
 triangle lightness  $t^*$



ORS18_95aM; adapted (a) CIELAB data						
$u^*_d$	$L^*=L^*_a$	$a^*_a$	$b^*_a$	$C^*_{ab,a}$	$h^*_{ab,a}$	
O <sub>Ma</sub>	47.94	65.39	50.52	82.63	38	
Y <sub>Ma</sub>	90.37	-10.27	91.75	92.32	96	
L <sub>Ma</sub>	50.9	-62.84	34.96	71.91	151	
C <sub>Ma</sub>	58.62	-30.35	-45.02	54.3	236	
V <sub>Ma</sub>	25.72	31.1	-44.41	54.22	305	
M <sub>Ma</sub>	48.13	75.28	-8.37	75.74	354	
N <sub>Ma</sub>	18.01	0.0	0.0	0.0	0	
W <sub>Ma</sub>	95.41	0.0	0.0	0.0	0	
O <sub>Ma</sub>	39.92	58.74	27.99	65.07	25	
Y <sub>Ma</sub>	81.26	-2.89	71.56	71.62	92	
L <sub>Ma</sub>	52.23	-42.42	13.6	44.55	162	
V <sub>Ma</sub>	30.57	1.41	-46.47	46.49	272	

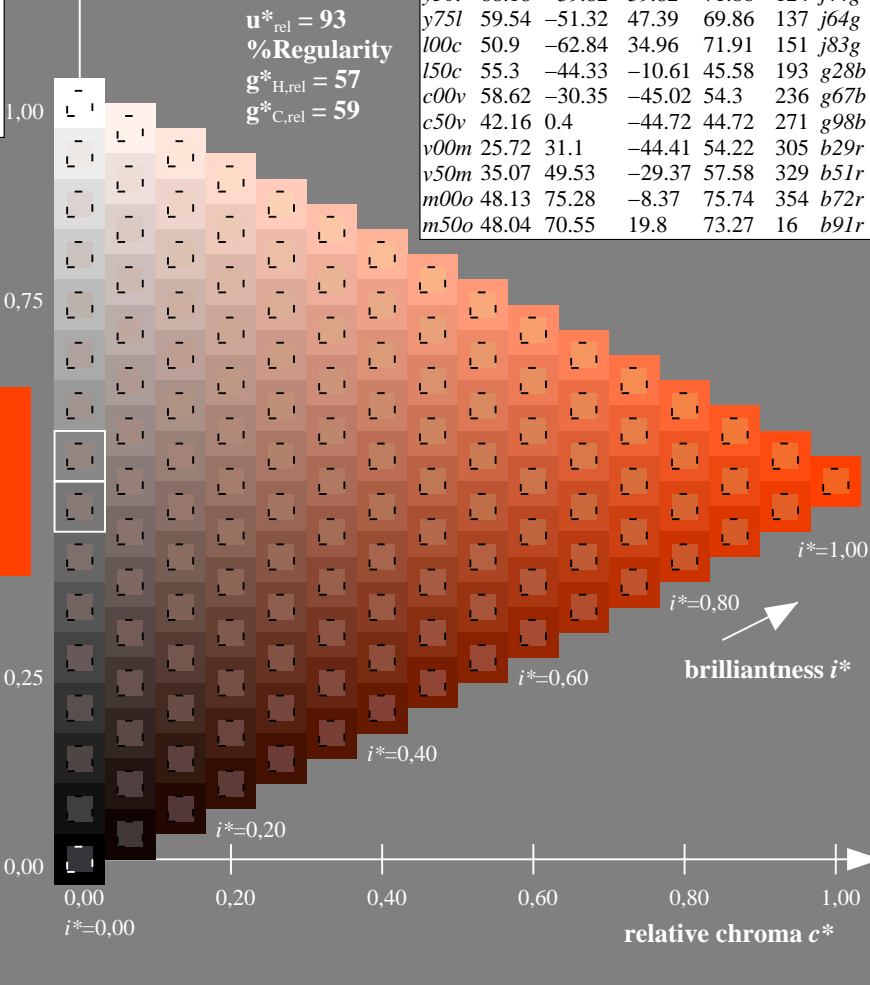
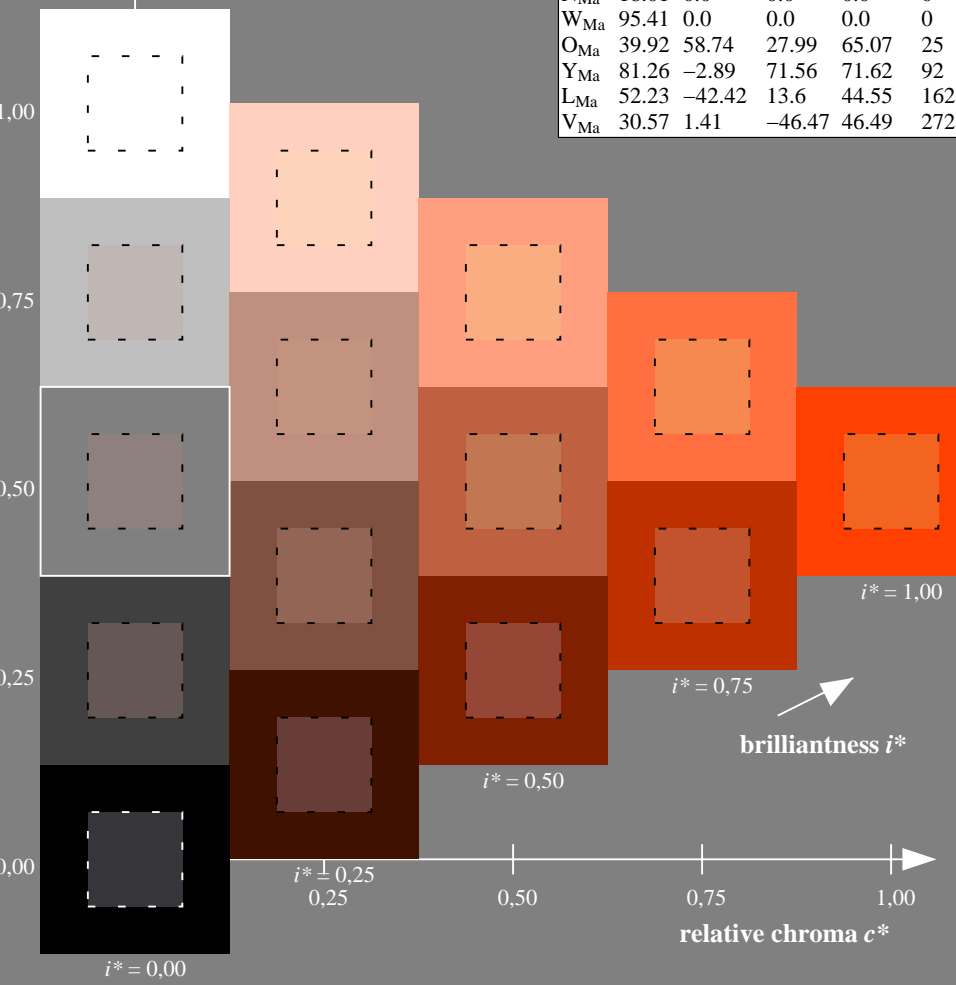
Data for maximum colour (Ma):

$LAB^*LAB^*_{Ma}$ : 58 47 61  
 $LAB^*LCH^*_{Ma}$ : 58 77 52  
 $lab^*olv^*_{Ma}$ : 1.0 0.25 0.0  
 $lab^*rgb^*_{Ma}$ : 1.0 0.4 0.0

ORS18_95aM; adapted (a) CIELAB data							
$u^*_d$	$L^*=L^*_a$	$a^*_a$	$b^*_a$	$C^*_{ab,a}$	$h^*_{ab,a}$	$u^*_e$	
<i>o00y</i>	47.94	65.39	50.52	82.63	38	<i>r18j</i>	
<i>o25y</i>	58.38	46.78	60.66	76.6	52	<i>r40j</i>	
<i>o50y</i>	67.98	29.66	69.99	76.02	67	<i>r62j</i>	
<i>o75y</i>	78.09	11.63	79.82	80.66	82	<i>r83j</i>	
<i>y00l</i>	90.37	-10.27	91.75	92.32	96	<i>j06g</i>	
<i>y25l</i>	77.89	-26.88	73.8	78.54	110	<i>j25g</i>	
<i>y50l</i>	68.18	-39.82	59.82	71.86	124	<i>j44g</i>	
<i>y75l</i>	59.54	-51.32	47.39	69.86	137	<i>j64g</i>	
<i>l00c</i>	50.9	-62.84	34.96	71.91	151	<i>j83g</i>	
<i>l50c</i>	55.3	-44.33	-10.61	45.58	193	<i>g28b</i>	
<i>c00v</i>	58.62	-30.35	-45.02	54.3	236	<i>g67b</i>	
<i>c50v</i>	42.16	0.4	-44.72	44.72	271	<i>g98b</i>	
<i>v00m</i>	25.72	31.1	-44.41	54.22	305	<i>b29r</i>	
<i>v50m</i>	35.07	49.53	-29.37	57.58	329	<i>b51r</i>	
<i>m00o</i>	48.13	75.28	-8.37	75.74	354	<i>b72r</i>	
<i>m50o</i>	48.04	70.55	19.8	73.27	16	<i>b91r</i>	

triangle lightness  $t^*$

%Gamut  
 $u^*_{rel} = 93$   
 %Regularity  
 $g^*_{H,rel} = 57$   
 $g^*_{C,rel} = 59$

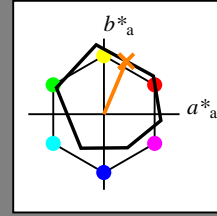


See for similar files: <http://www.ps.bam.de/Ee64/>; [www.ps.bam.de/Ee64/](http://www.ps.bam.de/Ee64/); [www.ps.bam.de/Ee64/](http://www.ps.bam.de/Ee64/)  
 Technical information: <http://www.ps.bam.de> Version 2.1, io=1,1, ColSpx=1

BAM registration: 20081001-Ee64/10L/L64E00NP.PS/.PDF BAM material: code=rhadata  
 application for evaluation and measurement of printer or monitor systems

Input and output: Colorimetric Printer Reflective System ORS18\_95aM for relative CIELAB hue  $h^* = lab^*h^* = h_{ab}/360 = 0.186$   
 data for any colour:  
 $lab^*tch^*$  and  $lab^*icu^*$

Hue texts:  
 $u^*_d = o50y$   $u^*_e = r62j$   
 contrast reduction factor:  
 $c_R = 1.0$   
 triangle lightness  $t^*$



ORS18_95aM; adapted (a) CIELAB data						
$u^*_d$	$L^*=L^*_a$	$a^*_a$	$b^*_a$	$C^*_{ab,a}$	$h^*_{ab,a}$	
O <sub>Ma</sub>	47.94	65.39	50.52	82.63	38	
Y <sub>Ma</sub>	90.37	-10.27	91.75	92.32	96	
L <sub>Ma</sub>	50.9	-62.84	34.96	71.91	151	
C <sub>Ma</sub>	58.62	-30.35	-45.02	54.3	236	
V <sub>Ma</sub>	25.72	31.1	-44.41	54.22	305	
M <sub>Ma</sub>	48.13	75.28	-8.37	75.74	354	
N <sub>Ma</sub>	18.01	0.0	0.0	0.0	0	
W <sub>Ma</sub>	95.41	0.0	0.0	0.0	0	
O <sub>Ma</sub>	39.92	58.74	27.99	65.07	25	
Y <sub>Ma</sub>	81.26	-2.89	71.56	71.62	92	
L <sub>Ma</sub>	52.23	-42.42	13.6	44.55	162	
V <sub>Ma</sub>	30.57	1.41	-46.47	46.49	272	

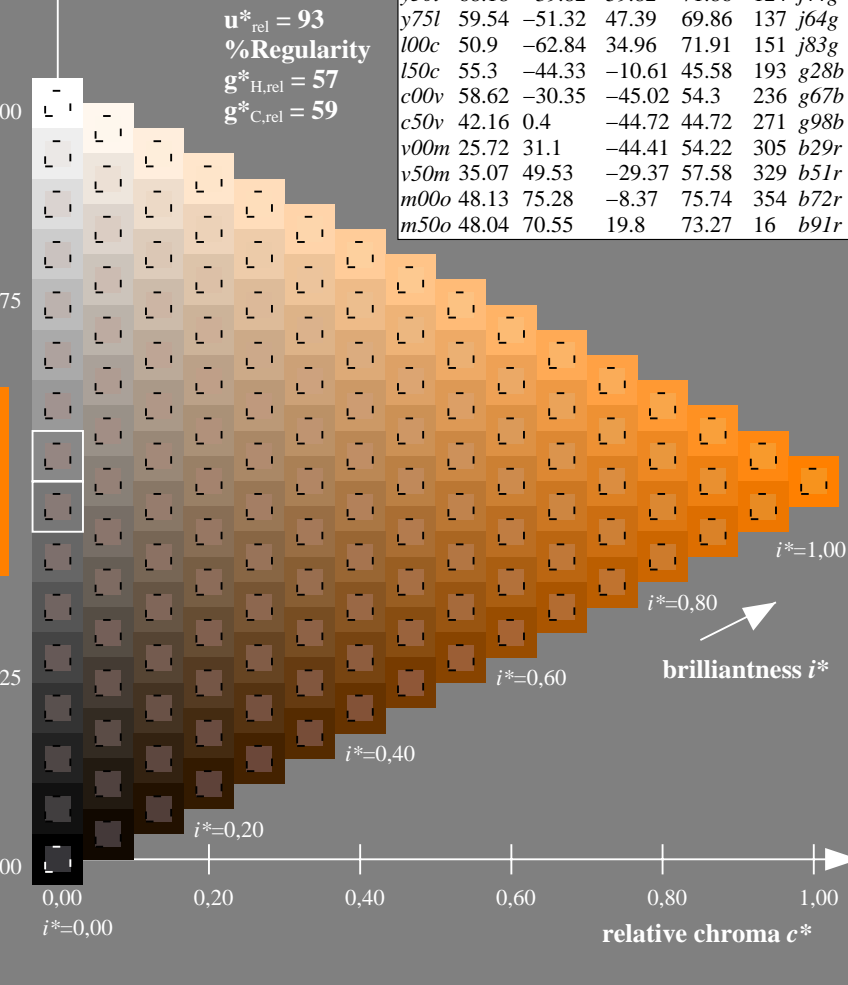
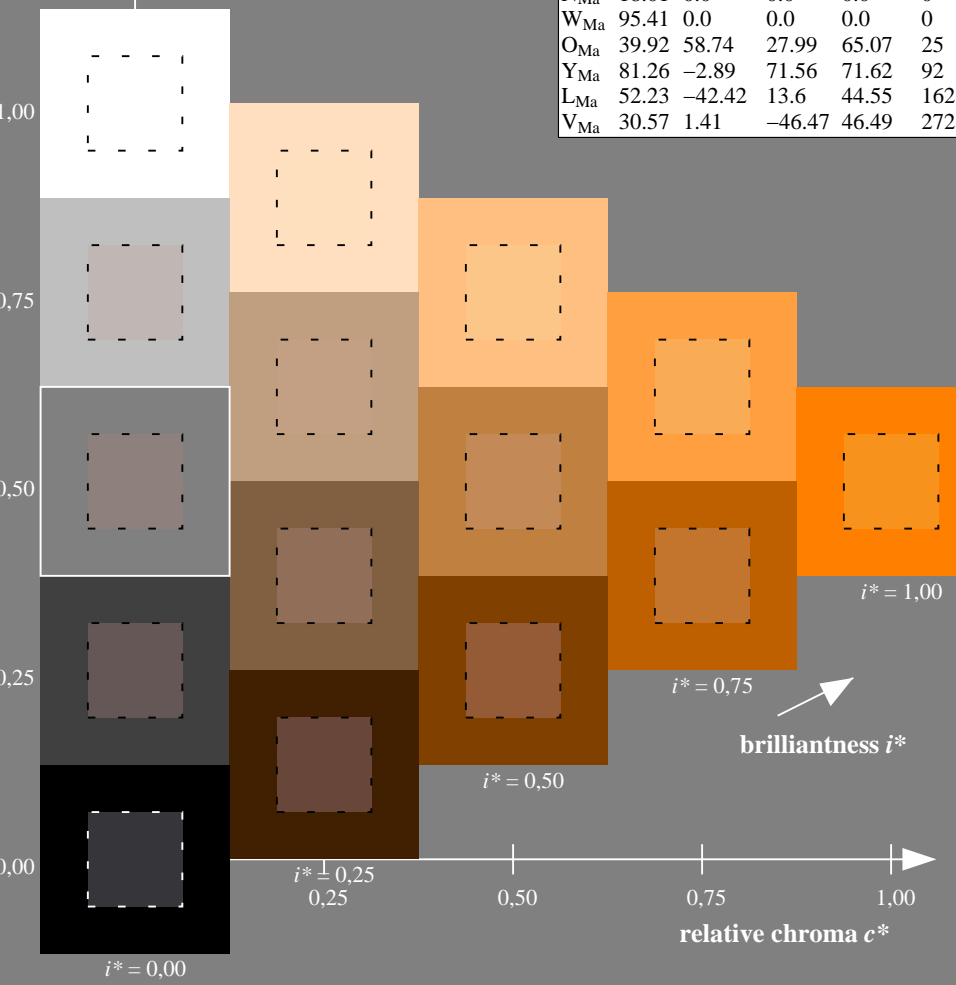
Data for maximum colour (Ma):

$LAB^*LAB^*_{Ma}$ : 68 30 70  
 $LAB^*LCH^*_{Ma}$ : 68 76 67  
 $lab^*olv^*_{Ma}$ : 1.0 0.5 0.0  
 $lab^*rgb^*_{Ma}$ : 1.0 0.62 0.0

ORS18_95aM; adapted (a) CIELAB data							
$u^*_d$	$L^*=L^*_a$	$a^*_a$	$b^*_a$	$C^*_{ab,a}$	$h^*_{ab,a}$	$u^*_e$	
o00y	47.94	65.39	50.52	82.63	38	r18j	
o25y	58.38	46.78	60.66	76.6	52	r40j	
o50y	67.98	29.66	69.99	76.02	67	r62j	
o75y	78.09	11.63	79.82	80.66	82	r83j	
y00l	90.37	-10.27	91.75	92.32	96	j06g	
y25l	77.89	-26.88	73.8	78.54	110	j25g	
y50l	68.18	-39.82	59.82	71.86	124	j44g	
y75l	59.54	-51.32	47.39	69.86	137	j64g	
l00c	50.9	-62.84	34.96	71.91	151	j83g	
l50c	55.3	-44.33	-10.61	45.58	193	g28b	
c00v	58.62	-30.35	-45.02	54.3	236	g67b	
c50v	42.16	0.4	-44.72	44.72	271	g98b	
v00m	25.72	31.1	-44.41	54.22	305	b29r	
v50m	35.07	49.53	-29.37	57.58	329	b51r	
m00o	48.13	75.28	-8.37	75.74	354	b72r	
m50o	48.04	70.55	19.8	73.27	16	b91r	

triangle lightness  $t^*$

%Gamut  
 $u^*_{rel} = 93$   
 %Regularity  
 $g^*_{H,rel} = 57$   
 $g^*_{C,rel} = 59$



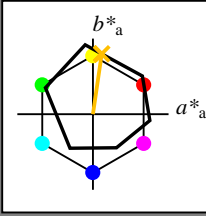
See for similar files: <http://www.ps.bam.de/Ee64/>; [www.ps.bam.de/Ee64/](http://www.ps.bam.de/Ee64/); [www.ps.bam.de/Ee64/](http://www.ps.bam.de/Ee64/)  
 Technical information: <http://www.ps.bam.de> Version 2.1, io=1,1, ColSpx=1

BAM registration: 20081001-Ee64/10L/L64E00NP.PS/.PDF BAM material: code=rhadata  
 application for evaluation and measurement of printer or monitor systems

Input and output: Colorimetric Printer Reflective System ORS18\_95aM for relative CIELAB hue  $h^* = lab^*h^* = h_{ab}/360 = 0.227$   
 data for any colour:  
 $lab^*tch^*$  and  $lab^*icu^*$

$u^*_d = o75y$

Hue texts:  
 $u^*_d = o75y$   $u^*_e = r83j$   
 contrast reduction factor:  
 $c_R = 1.0$   
 triangle lightness  $t^*$



ORS18_95aM; adapted (a) CIELAB data						
$u^*_d$	$L^*=L^*_a$	$a^*_a$	$b^*_a$	$C^*_{ab,a}$	$h^*_{ab,a}$	
O <sub>Ma</sub>	47.94	65.39	50.52	82.63	38	
Y <sub>Ma</sub>	90.37	-10.27	91.75	92.32	96	
L <sub>Ma</sub>	50.9	-62.84	34.96	71.91	151	
C <sub>Ma</sub>	58.62	-30.35	-45.02	54.3	236	
V <sub>Ma</sub>	25.72	31.1	-44.41	54.22	305	
M <sub>Ma</sub>	48.13	75.28	-8.37	75.74	354	
N <sub>Ma</sub>	18.01	0.0	0.0	0.0	0	
W <sub>Ma</sub>	95.41	0.0	0.0	0.0	0	
O <sub>Ma</sub>	39.92	58.74	27.99	65.07	25	
Y <sub>Ma</sub>	81.26	-2.89	71.56	71.62	92	
L <sub>Ma</sub>	52.23	-42.42	13.6	44.55	162	
V <sub>Ma</sub>	30.57	1.41	-46.47	46.49	272	

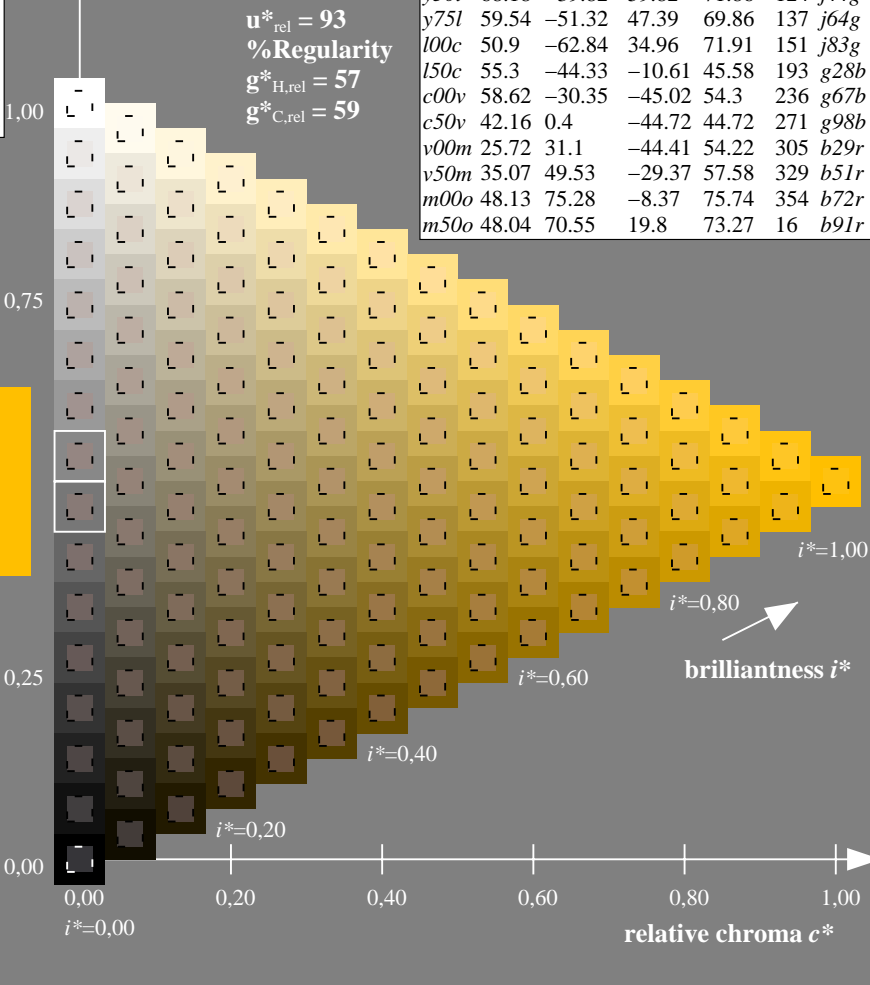
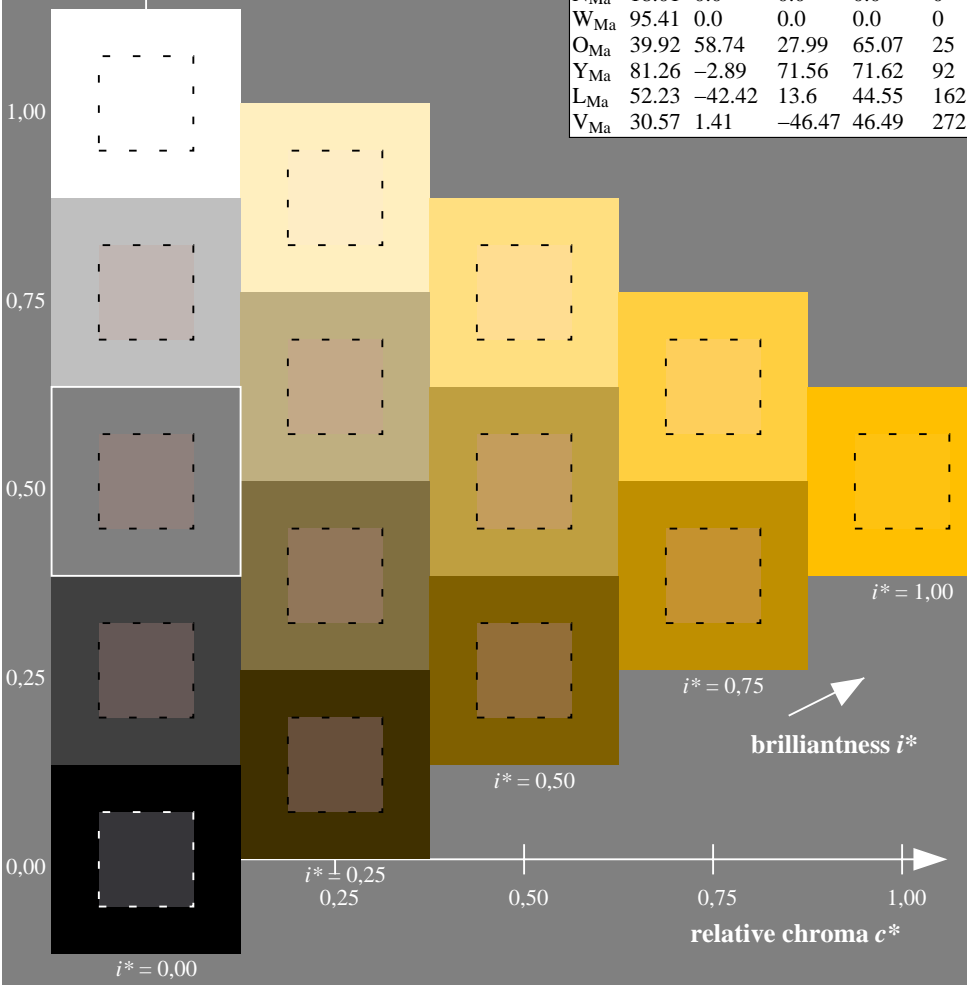
Data for maximum colour (Ma):

$LAB^*LAB^*_{Ma}$ : 78 12 80  
 $LAB^*LCH^*_{Ma}$ : 78 81 81  
 $lab^*olv^*_{Ma}$ : 1.0 0.75 0.0  
 $lab^*rgb^*_{Ma}$ : 1.0 0.84 0.0

ORS18_95aM; adapted (a) CIELAB data							
$u^*_d$	$L^*=L^*_a$	$a^*_a$	$b^*_a$	$C^*_{ab,a}$	$h^*_{ab,a}$	$u^*_e$	
<i>o00y</i>	47.94	65.39	50.52	82.63	38	<i>r18j</i>	
<i>o25y</i>	58.38	46.78	60.66	76.6	52	<i>r40j</i>	
<i>o50y</i>	67.98	29.66	69.99	76.02	67	<i>r62j</i>	
<i>o75y</i>	78.09	11.63	79.82	80.66	82	<i>r83j</i>	
<i>y00l</i>	90.37	-10.27	91.75	92.32	96	<i>j06g</i>	
<i>y25l</i>	77.89	-26.88	73.8	78.54	110	<i>j25g</i>	
<i>y50l</i>	68.18	-39.82	59.82	71.86	124	<i>j44g</i>	
<i>y75l</i>	59.54	-51.32	47.39	69.86	137	<i>j64g</i>	
<i>l00c</i>	50.9	-62.84	34.96	71.91	151	<i>j83g</i>	
<i>l50c</i>	55.3	-44.33	-10.61	45.58	193	<i>g28b</i>	
<i>c00v</i>	58.62	-30.35	-45.02	54.3	236	<i>g67b</i>	
<i>c50v</i>	42.16	0.4	-44.72	44.72	271	<i>g98b</i>	
<i>v00m</i>	25.72	31.1	-44.41	54.22	305	<i>b29r</i>	
<i>v50m</i>	35.07	49.53	-29.37	57.58	329	<i>b51r</i>	
<i>m00o</i>	48.13	75.28	-8.37	75.74	354	<i>b72r</i>	
<i>m50o</i>	48.04	70.55	19.8	73.27	16	<i>b91r</i>	

triangle lightness  $t^*$

%Gamut  
 $u^*_{rel} = 93$   
 %Regularity  
 $g^*_{H,rel} = 57$   
 $g^*_{C,rel} = 59$

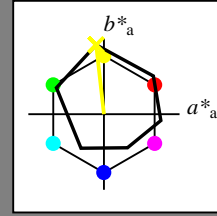


See for similar files: <http://www.ps.bam.de/Ee64/>; [www.ps.bam.de/Ee.HTM](http://www.ps.bam.de/Ee.HTM)  
 Technical information: <http://www.ps.bam.de> Version 2.1, io=1,1, ColSpx=1

BAM registration: 20081001-Ee64/10L/L64E00NP.PS/.PDF BAM material: code=rhadata  
 application for evaluation and measurement of printer or monitor systems

Input and output: Colorimetric Printer Reflective System ORS18\_95aM for relative CIELAB hue  $h^* = lab^*h^* = h_{ab}/360 = 0.268$   
 data for any colour:  
 $lab^*tch^*$  and  $lab^*icu^*$

Hue texts:  
 $u^*_d = y00l$   $u^*_e = j06g$   
 contrast reduction factor:  
 $c_R = 1.0$   
 triangle lightness  $t^*$



ORS18_95aM; adapted (a) CIELAB data						
$u^*_d$	$L^*=L^*_a$	$a^*_a$	$b^*_a$	$C^*_{ab,a}$	$h^*_{ab,a}$	
O <sub>Ma</sub>	47.94	65.39	50.52	82.63	38	
Y <sub>Ma</sub>	90.37	-10.27	91.75	92.32	96	
L <sub>Ma</sub>	50.9	-62.84	34.96	71.91	151	
C <sub>Ma</sub>	58.62	-30.35	-45.02	54.3	236	
V <sub>Ma</sub>	25.72	31.1	-44.41	54.22	305	
M <sub>Ma</sub>	48.13	75.28	-8.37	75.74	354	
N <sub>Ma</sub>	18.01	0.0	0.0	0.0	0	
W <sub>Ma</sub>	95.41	0.0	0.0	0.0	0	
O <sub>Ma</sub>	39.92	58.74	27.99	65.07	25	
Y <sub>Ma</sub>	81.26	-2.89	71.56	71.62	92	
L <sub>Ma</sub>	52.23	-42.42	13.6	44.55	162	
V <sub>Ma</sub>	30.57	1.41	-46.47	46.49	272	

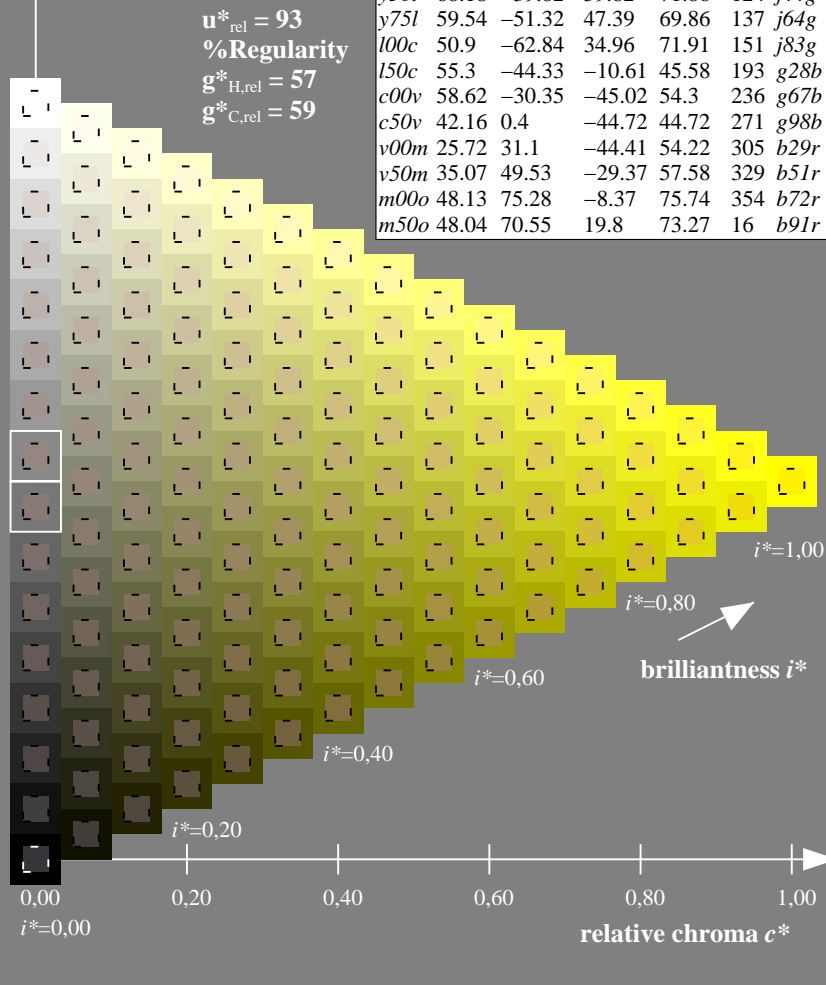
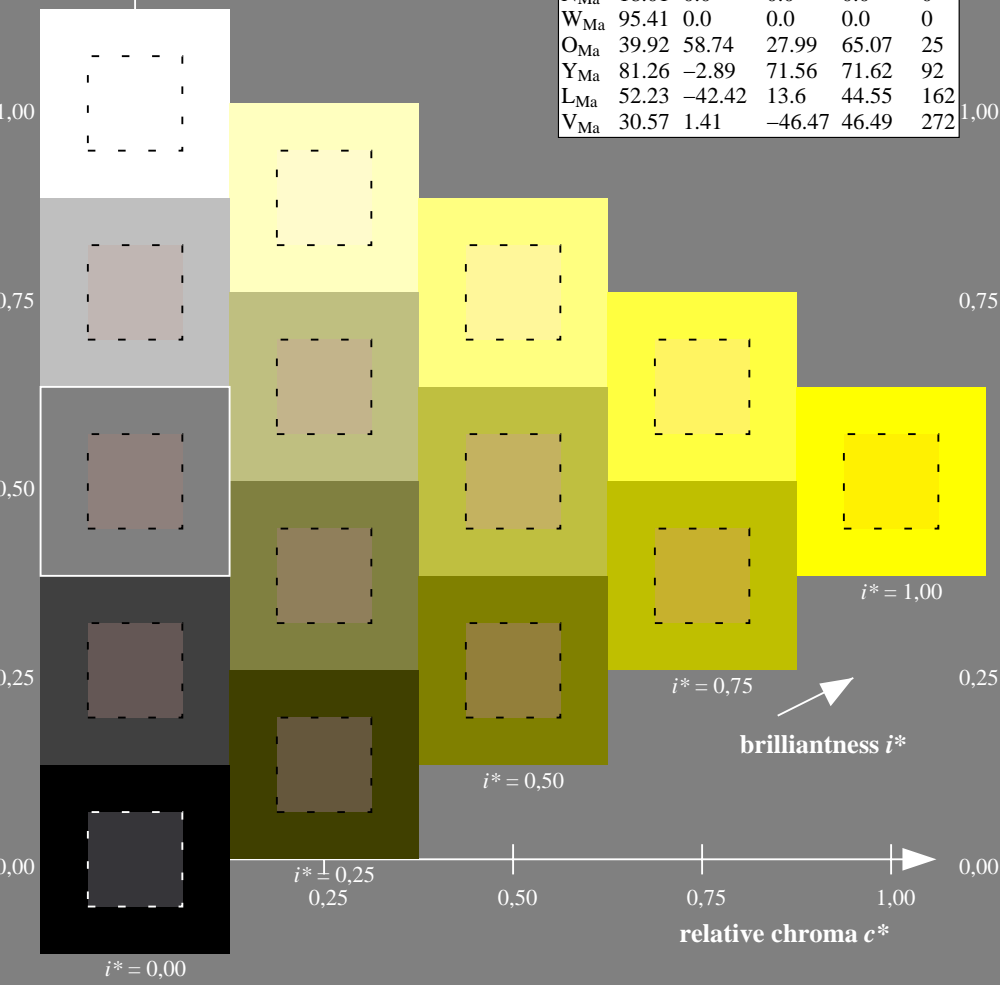
Data for maximum colour (Ma):

$LAB^*LAB^*_{Ma}$ : 90 -10 92  
 $LAB^*LCH^*_{Ma}$ : 90 92 96  
 $lab^*olv^*_{Ma}$ : 1.0 1.0 0.0  
 $lab^*rgb^*_{Ma}$ : 0.94 1.0 0.0

ORS18_95aM; adapted (a) CIELAB data							
$u^*_d$	$L^*=L^*_a$	$a^*_a$	$b^*_a$	$C^*_{ab,a}$	$h^*_{ab,a}$	$u^*_e$	
<i>o00y</i>	47.94	65.39	50.52	82.63	38	<i>r18j</i>	
<i>o25y</i>	58.38	46.78	60.66	76.6	52	<i>r40j</i>	
<i>o50y</i>	67.98	29.66	69.99	76.02	67	<i>r62j</i>	
<i>o75y</i>	78.09	11.63	79.82	80.66	82	<i>r83j</i>	
<i>y00l</i>	90.37	-10.27	91.75	92.32	96	<i>j06g</i>	
<i>y25l</i>	77.89	-26.88	73.8	78.54	110	<i>j25g</i>	
<i>y50l</i>	68.18	-39.82	59.82	71.86	124	<i>j44g</i>	
<i>y75l</i>	59.54	-51.32	47.39	69.86	137	<i>j64g</i>	
<i>l00c</i>	50.9	-62.84	34.96	71.91	151	<i>j83g</i>	
<i>l50c</i>	55.3	-44.33	-10.61	45.58	193	<i>g28b</i>	
<i>c00v</i>	58.62	-30.35	-45.02	54.3	236	<i>g67b</i>	
<i>c50v</i>	42.16	0.4	-44.72	44.72	271	<i>g98b</i>	
<i>v00m</i>	25.72	31.1	-44.41	54.22	305	<i>b29r</i>	
<i>v50m</i>	35.07	49.53	-29.37	57.58	329	<i>b51r</i>	
<i>m00o</i>	48.13	75.28	-8.37	75.74	354	<i>b72r</i>	
<i>m50o</i>	48.04	70.55	19.8	73.27	16	<i>b91r</i>	

triangle lightness  $t^*$

%Gamut  
 $u^*_{rel} = 93$   
 %Regularity  
 $g^*_{H,rel} = 57$   
 $g^*_{C,rel} = 59$

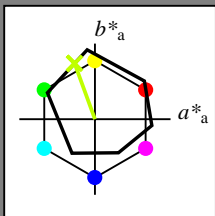


See for similar files: <http://www.ps.bam.de/Ee64/>; [www.ps.bam.de/Ee64/](http://www.ps.bam.de/Ee64/); [www.ps.bam.de/Ee64/](http://www.ps.bam.de/Ee64/)  
 Technical information: <http://www.ps.bam.de> Version 2.1, io=1,1, ColSpx=1

BAM registration: 20081001-Ee64/10L/L64E00NP.PS/.PDF BAM material: code=rhadata  
 application for evaluation and measurement of printer or monitor systems

Input and output: Colorimetric Printer Reflective System ORS18\_95aM for relative CIELAB hue  $h^* = lab^*h^* = h_{ab}/360 = 0.306$   
 data for any colour:

$lab^*ch^*$  and  $lab^*icu^*$   
 Hue texts:  
 $u^*_d = y25l$   $u^*_e = j25g$   
 contrast reduction factor:  
 $c_R = 1.0$   
 triangle lightness  $t^*$



ORS18_95aM; adapted (a) CIELAB data						
	$u^*_d$	$L^*=L^*_a$	$a^*_a$	$b^*_a$	$C^*_{ab,a}$	$h^*_{ab,a}$
O <sub>Ma</sub>	47.94	65.39	50.52	82.63	38	
Y <sub>Ma</sub>	90.37	-10.27	91.75	92.32	96	
L <sub>Ma</sub>	50.9	-62.84	34.96	71.91	151	
C <sub>Ma</sub>	58.62	-30.35	-45.02	54.3	236	
V <sub>Ma</sub>	25.72	31.1	-44.41	54.22	305	
M <sub>Ma</sub>	48.13	75.28	-8.37	75.74	354	
N <sub>Ma</sub>	18.01	0.0	0.0	0.0	0	
W <sub>Ma</sub>	95.41	0.0	0.0	0.0	0	
O <sub>Ma</sub>	39.92	58.74	27.99	65.07	25	
Y <sub>Ma</sub>	81.26	-2.89	71.56	71.62	92	
L <sub>Ma</sub>	52.23	-42.42	13.6	44.55	162	
V <sub>Ma</sub>	30.57	1.41	-46.47	46.49	272	

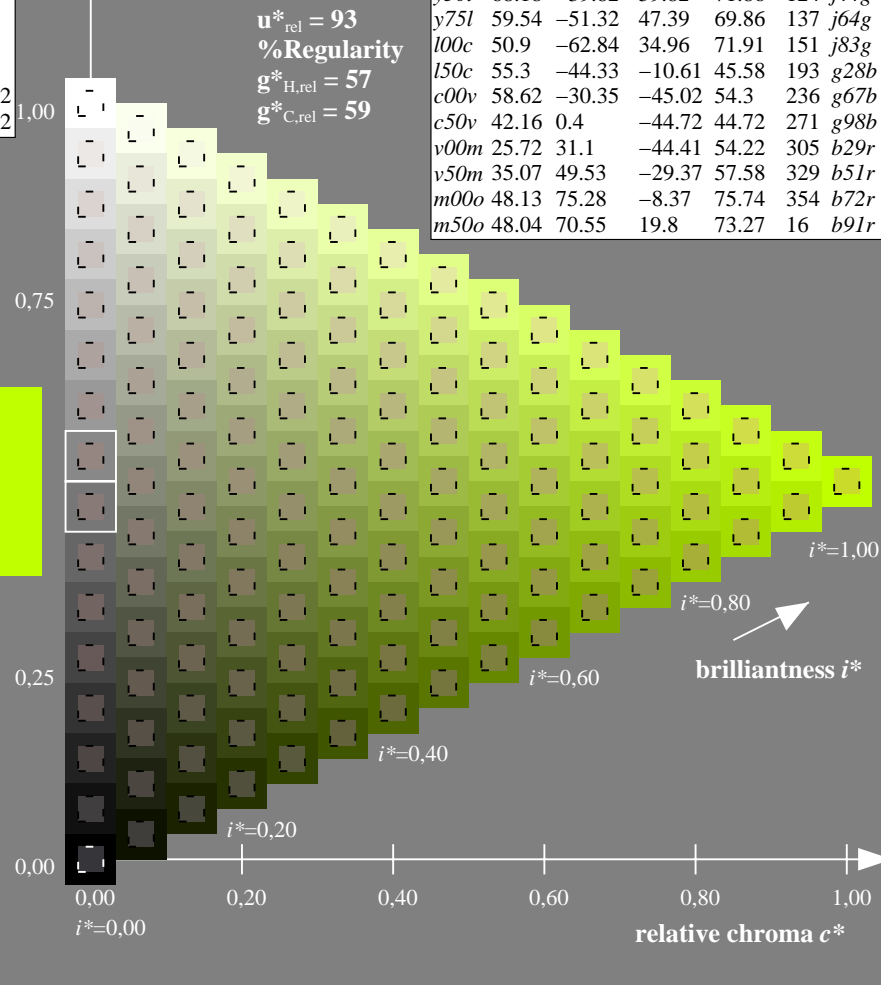
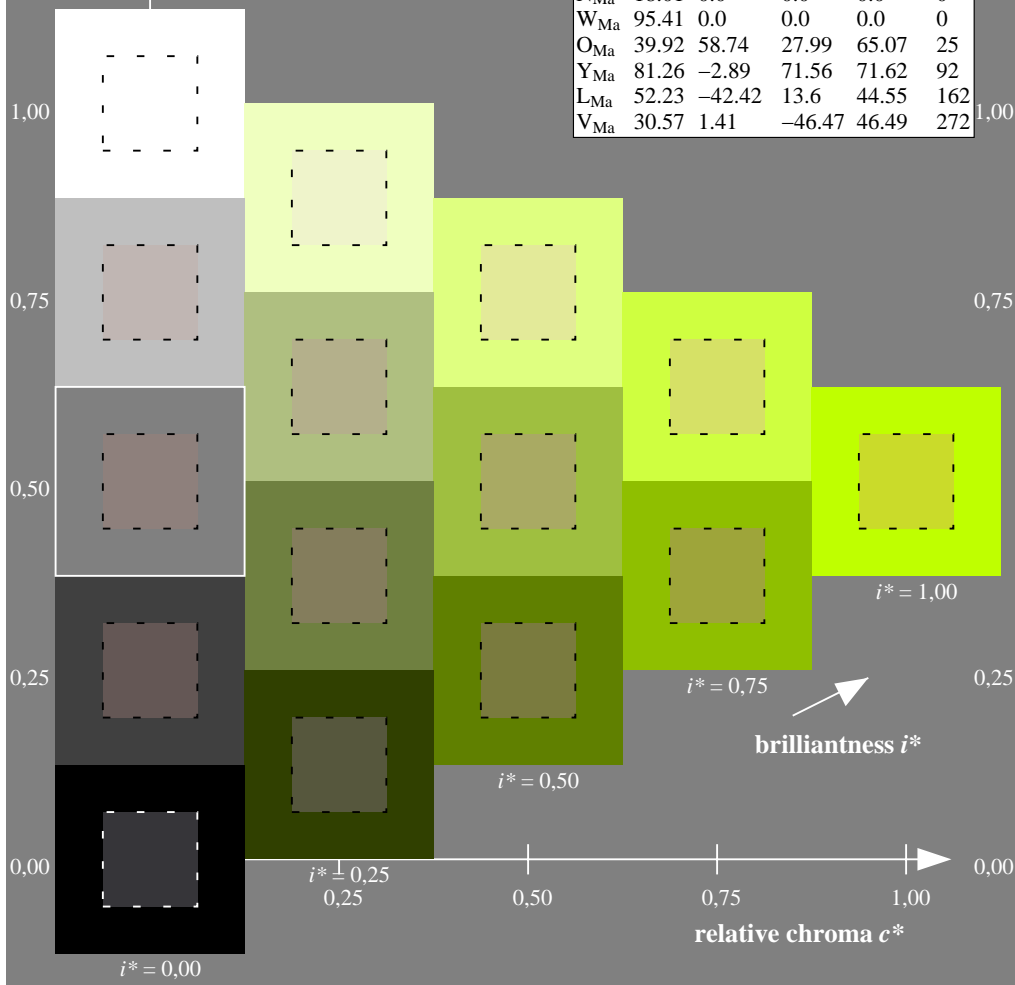
Data for maximum colour (Ma):

$LAB^*LAB^*_{Ma}$ : 78 -27 74  
 $LAB^*LCH^*_{Ma}$ : 78 79 110  
 $lab^*olv^*_{Ma}$ : 0.75 1.0 0.0  
 $lab^*rgb^*_{Ma}$ : 0.75 1.0 0.0

ORS18_95aM; adapted (a) CIELAB data							
	$u^*_d$	$L^*=L^*_a$	$a^*_a$	$b^*_a$	$C^*_{ab,a}$	$h^*_{ab,a}$	$u^*_e$
<i>o00y</i>	47.94	65.39	50.52	82.63	38		<i>r18j</i>
<i>o25y</i>	58.38	46.78	60.66	76.6	52		<i>r40j</i>
<i>o50y</i>	67.98	29.66	69.99	76.02	67		<i>r62j</i>
<i>o75y</i>	78.09	11.63	79.82	80.66	82		<i>r83j</i>
<i>y00l</i>	90.37	-10.27	91.75	92.32	96		<i>j06g</i>
<i>y25l</i>	77.89	-26.88	73.8	78.54	110		<i>j25g</i>
<i>y50l</i>	68.18	-39.82	59.82	71.86	124		<i>j44g</i>
<i>y75l</i>	59.54	-51.32	47.39	69.86	137		<i>j64g</i>
<i>l00c</i>	50.9	-62.84	34.96	71.91	151		<i>j83g</i>
<i>l50c</i>	55.3	-44.33	-10.61	45.58	193		<i>g28b</i>
<i>c00v</i>	58.62	-30.35	-45.02	54.3	236		<i>g67b</i>
<i>c50v</i>	42.16	0.4	-44.72	44.72	271		<i>g98b</i>
<i>v00m</i>	25.72	31.1	-44.41	54.22	305		<i>b29r</i>
<i>v50m</i>	35.07	49.53	-29.37	57.58	329		<i>b51r</i>
<i>m00o</i>	48.13	75.28	-8.37	75.74	354		<i>b72r</i>
<i>m50o</i>	48.04	70.55	19.8	73.27	16		<i>b91r</i>

triangle lightness  $t^*$

%Gamut  
 $u^*_{rel} = 93$   
 %Regularity  
 $g^*_{H,rel} = 57$   
 $g^*_{C,rel} = 59$

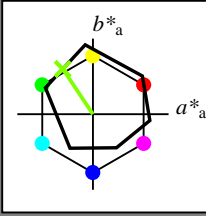


See for similar files: <http://www.ps.bam.de/Ee64/>; [www.ps.bam.de/Ee.HTM](http://www.ps.bam.de/Ee.HTM)  
 Technical information: <http://www.ps.bam.de> Version 2.1, io=1,1, ColSpx=1

BAM registration: 20081001-Ee64/10L/L64E00NP.PS/.PDF BAM material: code=rhadata  
 application for evaluation and measurement of printer or monitor systems

Input and output: Colorimetric Printer Reflective System ORS18\_95aM for relative CIELAB hue  $h^* = lab^*h^* = h_{ab}/360 = 0.343$   
 data for any colour:  
 $lab^*tch^*$  and  $lab^*icu^*$

Hue texts:  
 $u^*_d = y50l$   $u^*_e = j44g$   
 contrast reduction factor:  
 $c_R = 1.0$   
 triangle lightness  $t^*$



ORS18_95aM; adapted (a) CIELAB data						
$u^*_d$	$L^*=L^*_a$	$a^*_a$	$b^*_a$	$C^*_{ab,a}$	$h^*_{ab,a}$	
O <sub>Ma</sub>	47.94	65.39	50.52	82.63	38	
Y <sub>Ma</sub>	90.37	-10.27	91.75	92.32	96	
L <sub>Ma</sub>	50.9	-62.84	34.96	71.91	151	
C <sub>Ma</sub>	58.62	-30.35	-45.02	54.3	236	
V <sub>Ma</sub>	25.72	31.1	-44.41	54.22	305	
M <sub>Ma</sub>	48.13	75.28	-8.37	75.74	354	
N <sub>Ma</sub>	18.01	0.0	0.0	0.0	0	
W <sub>Ma</sub>	95.41	0.0	0.0	0.0	0	
O <sub>Ma</sub>	39.92	58.74	27.99	65.07	25	
Y <sub>Ma</sub>	81.26	-2.89	71.56	71.62	92	
L <sub>Ma</sub>	52.23	-42.42	13.6	44.55	162	
V <sub>Ma</sub>	30.57	1.41	-46.47	46.49	272	

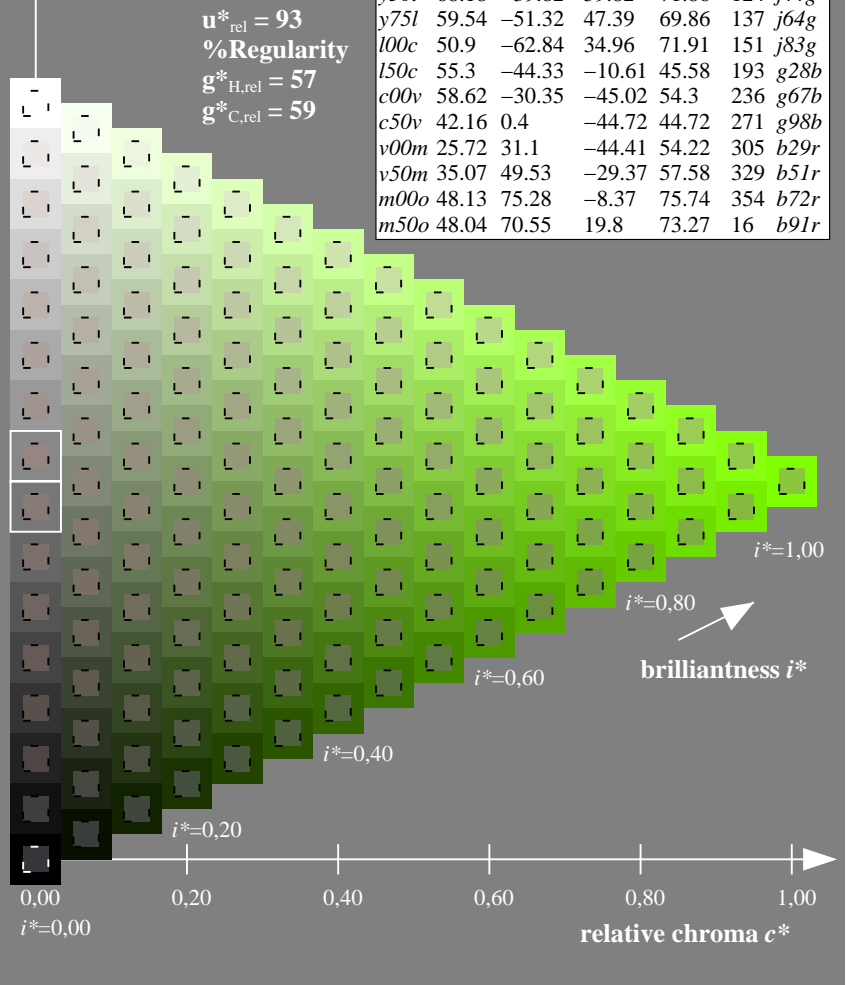
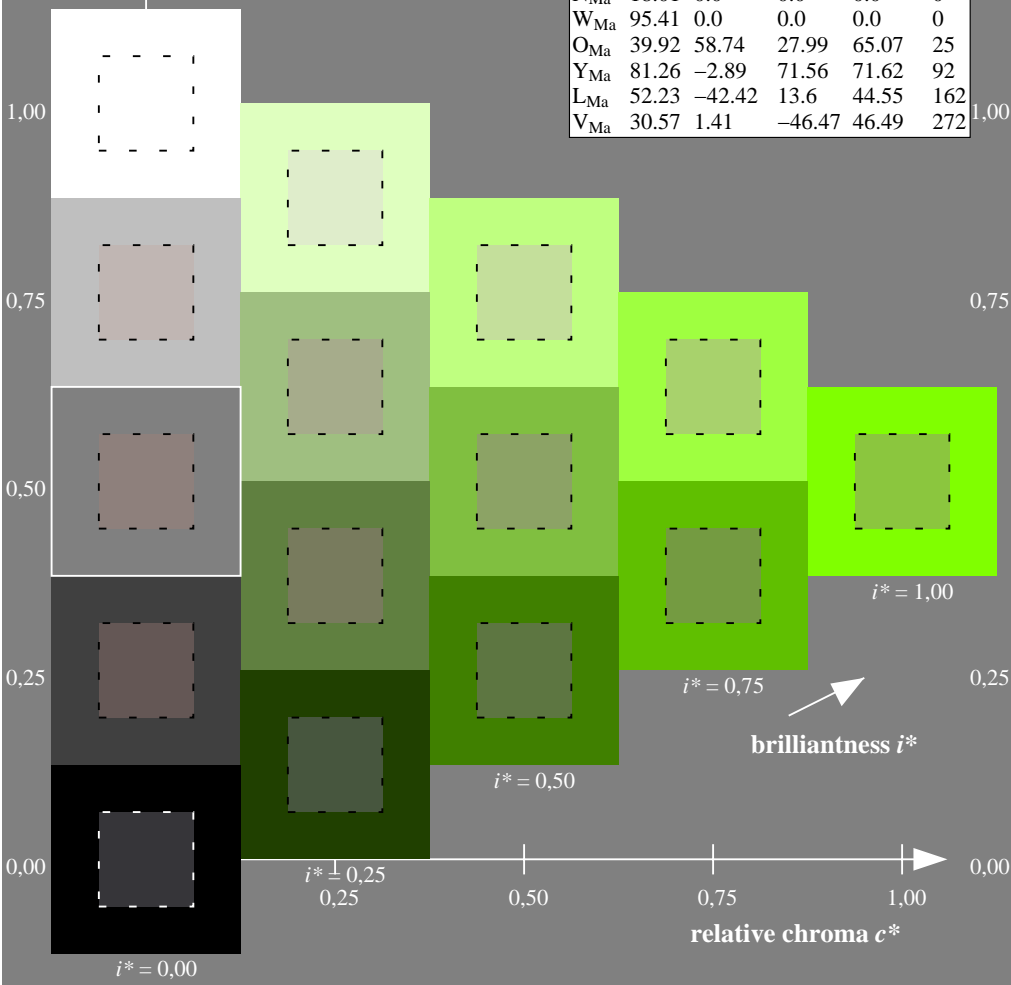
Data for maximum colour (Ma):

$LAB^*LAB^*_{Ma}$ : 68 -40 60  
 $LAB^*LCH^*_{Ma}$ : 68 72 123  
 $lab^*olv^*_{Ma}$ : 0.5 1.0 0.0  
 $lab^*rgb^*_{Ma}$ : 0.55 1.0 0.0

ORS18_95aM; adapted (a) CIELAB data							
$u^*_d$	$L^*=L^*_a$	$a^*_a$	$b^*_a$	$C^*_{ab,a}$	$h^*_{ab,a}$	$u^*_e$	
<i>o00y</i>	47.94	65.39	50.52	82.63	38	<i>r18j</i>	
<i>o25y</i>	58.38	46.78	60.66	76.6	52	<i>r40j</i>	
<i>o50y</i>	67.98	29.66	69.99	76.02	67	<i>r62j</i>	
<i>o75y</i>	78.09	11.63	79.82	80.66	82	<i>r83j</i>	
<i>y00l</i>	90.37	-10.27	91.75	92.32	96	<i>j06g</i>	
<i>y25l</i>	77.89	-26.88	73.8	78.54	110	<i>j25g</i>	
<i>y50l</i>	68.18	-39.82	59.82	71.86	124	<i>j44g</i>	
<i>y75l</i>	59.54	-51.32	47.39	69.86	137	<i>j64g</i>	
<i>l00c</i>	50.9	-62.84	34.96	71.91	151	<i>j83g</i>	
<i>l50c</i>	55.3	-44.33	-10.61	45.58	193	<i>g28b</i>	
<i>c00v</i>	58.62	-30.35	-45.02	54.3	236	<i>g67b</i>	
<i>c50v</i>	42.16	0.4	-44.72	44.72	271	<i>g98b</i>	
<i>v00m</i>	25.72	31.1	-44.41	54.22	305	<i>b29r</i>	
<i>v50m</i>	35.07	49.53	-29.37	57.58	329	<i>b51r</i>	
<i>m00o</i>	48.13	75.28	-8.37	75.74	354	<i>b72r</i>	
<i>m50o</i>	48.04	70.55	19.8	73.27	16	<i>b91r</i>	

triangle lightness  $t^*$

%Gamut  
 $u^*_{rel} = 93$   
 %Regularity  
 $g^*_{H,rel} = 57$   
 $g^*_{C,rel} = 59$



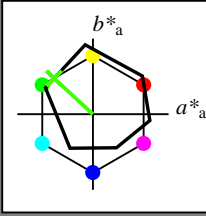
See for similar files: <http://www.ps.bam.de/Ee64/>; [www.ps.bam.de/Ee.HTM](http://www.ps.bam.de/Ee.HTM)  
 Technical information: <http://www.ps.bam.de> Version 2.1, io=1,1, ColSpx=1

BAM registration: 20081001-Ee64/10L/L64E00NP.PS/.PDF BAM material: code=rhadata  
 application for evaluation and measurement of printer or monitor systems



Input and output: Colorimetric Printer Reflective System ORS18\_95aM for relative CIELAB hue  $h^* = lab^*h^* = h_{ab}/360 = 0.381$   
 data for any colour:  
 $lab^*tch^*$  and  $lab^*icu^*$

Hue texts:  
 $u^*_d = y75l$   $u^*_e = j64g$   
 contrast reduction factor:  
 $c_R = 1.0$   
 triangle lightness  $t^*$



ORS18_95aM; adapted (a) CIELAB data						
$u^*_d$	$L^*=L^*_a$	$a^*_a$	$b^*_a$	$C^*_{ab,a}$	$h^*_{ab,a}$	
O <sub>Ma</sub>	47.94	65.39	50.52	82.63	38	
Y <sub>Ma</sub>	90.37	-10.27	91.75	92.32	96	
L <sub>Ma</sub>	50.9	-62.84	34.96	71.91	151	
C <sub>Ma</sub>	58.62	-30.35	-45.02	54.3	236	
V <sub>Ma</sub>	25.72	31.1	-44.41	54.22	305	
M <sub>Ma</sub>	48.13	75.28	-8.37	75.74	354	
N <sub>Ma</sub>	18.01	0.0	0.0	0.0	0	
W <sub>Ma</sub>	95.41	0.0	0.0	0.0	0	
O <sub>Ma</sub>	39.92	58.74	27.99	65.07	25	
Y <sub>Ma</sub>	81.26	-2.89	71.56	71.62	92	
L <sub>Ma</sub>	52.23	-42.42	13.6	44.55	162	
V <sub>Ma</sub>	30.57	1.41	-46.47	46.49	272	

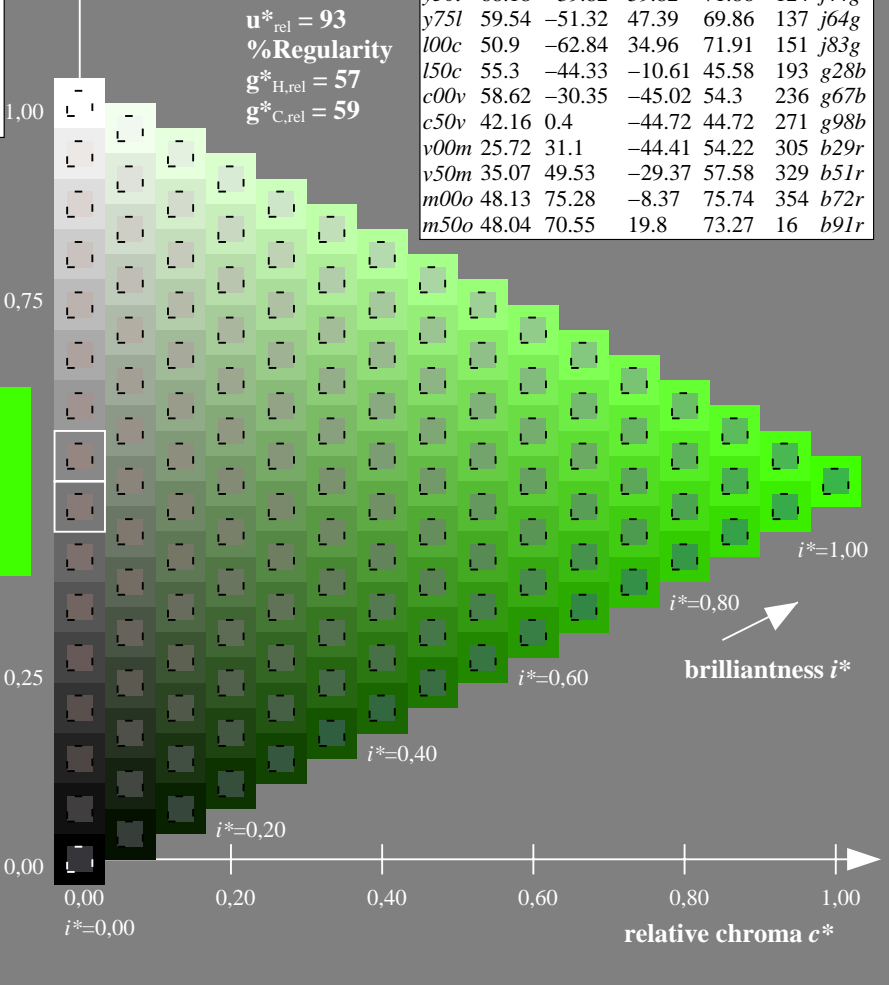
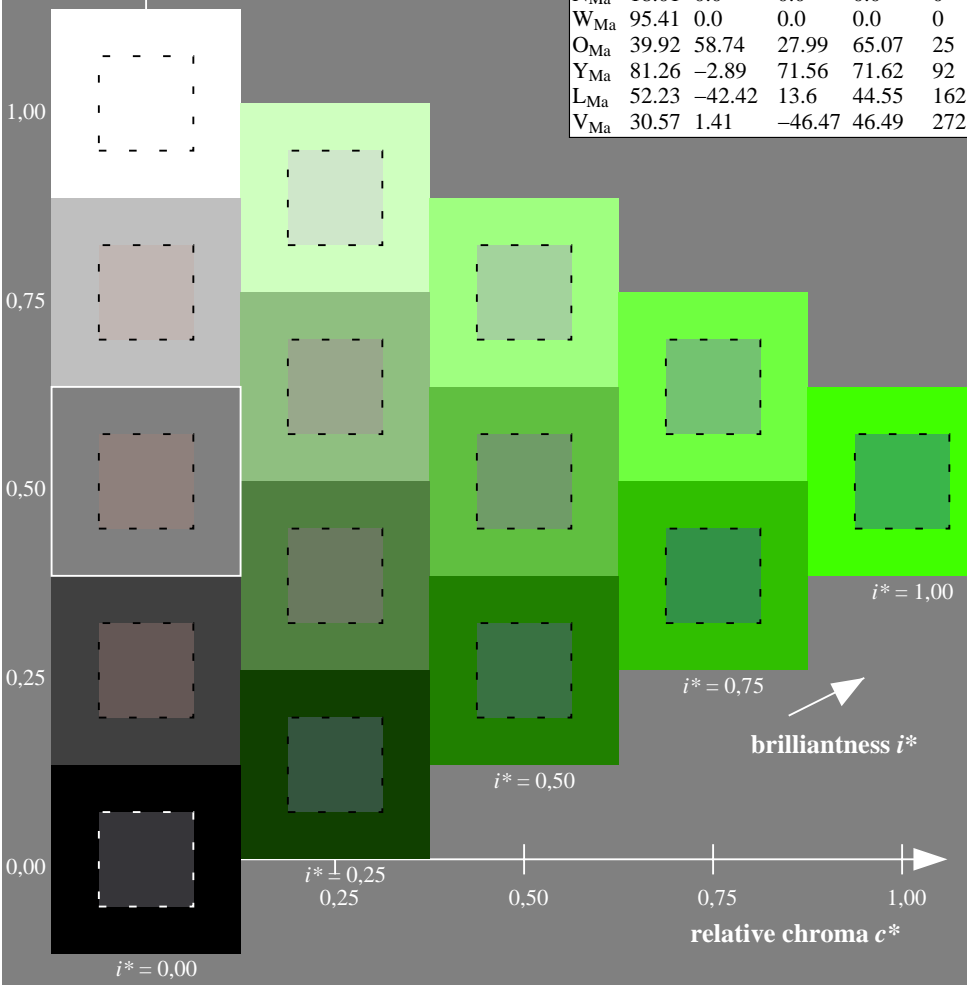
Data for maximum colour (Ma):

$LAB^*LAB^*_{Ma}$ : 60 -51 47  
 $LAB^*LCH^*_{Ma}$ : 60 70 137  
 $lab^*olv^*_{Ma}$ : 0.25 1.0 0.0  
 $lab^*rgb^*_{Ma}$ : 0.36 1.0 0.0

ORS18_95aM; adapted (a) CIELAB data							
$u^*_d$	$L^*=L^*_a$	$a^*_a$	$b^*_a$	$C^*_{ab,a}$	$h^*_{ab,a}$	$u^*_e$	
o00y	47.94	65.39	50.52	82.63	38	r18j	
o25y	58.38	46.78	60.66	76.6	52	r40j	
o50y	67.98	29.66	69.99	76.02	67	r62j	
o75y	78.09	11.63	79.82	80.66	82	r83j	
y00l	90.37	-10.27	91.75	92.32	96	j06g	
y25l	77.89	-26.88	73.8	78.54	110	j25g	
y50l	68.18	-39.82	59.82	71.86	124	j44g	
y75l	59.54	-51.32	47.39	69.86	137	j64g	
l00c	50.9	-62.84	34.96	71.91	151	j83g	
l50c	55.3	-44.33	-10.61	45.58	193	g28b	
c00v	58.62	-30.35	-45.02	54.3	236	g67b	
c50v	42.16	0.4	-44.72	44.72	271	g98b	
v00m	25.72	31.1	-44.41	54.22	305	b29r	
v50m	35.07	49.53	-29.37	57.58	329	b51r	
m00o	48.13	75.28	-8.37	75.74	354	b72r	
m50o	48.04	70.55	19.8	73.27	16	b91r	

triangle lightness  $t^*$

%Gamut  
 $u^*_{rel} = 93$   
 %Regularity  
 $g^*_{H,rel} = 57$   
 $g^*_{C,rel} = 59$

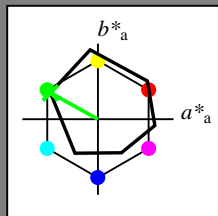


See for similar files: <http://www.ps.bam.de/Ee64/>; [www.ps.bam.de/Ee64/](http://www.ps.bam.de/Ee64/); [www.ps.bam.de/Ee64/](http://www.ps.bam.de/Ee64/)  
 Technical information: <http://www.ps.bam.de> Version 2.1, io=1,1, ColSpx=1

BAM registration: 20081001-Ee64/10L/L64E00NP.PS/.PDF BAM material: code=rhadata  
 application for evaluation and measurement of printer or monitor systems

Input and output: Colorimetric Printer Reflective System ORS18\_95aM for relative CIELAB hue  $h^* = lab^*h^* = h_{ab}/360 = 0.419$   
 data for any colour:

$lab^*tch^*$  and  $lab^*icu^*$   
 Hue texts:  
 $u^*_d = 100c$   $u^*_e = j83g$   
 contrast reduction factor:  
 $c_R = 1.0$   
 triangle lightness  $t^*$



ORS18_95aM; adapted (a) CIELAB data						
$u^*_d$	$L^*=L^*_a$	$a^*_a$	$b^*_a$	$C^*_{ab,a}$	$h^*_{ab,a}$	
OMa	47.94	65.39	50.52	82.63	38	
YMa	90.37	-10.27	91.75	92.32	96	
LMa	50.9	-62.84	34.96	71.91	151	
CMa	58.62	-30.35	-45.02	54.3	236	
VMa	25.72	31.1	-44.41	54.22	305	
MMa	48.13	75.28	-8.37	75.74	354	
NMa	18.01	0.0	0.0	0.0	0	
WMa	95.41	0.0	0.0	0.0	0	
OMa	39.92	58.74	27.99	65.07	25	
YMa	81.26	-2.89	71.56	71.62	92	
LMa	52.23	-42.42	13.6	44.55	162	
VMa	30.57	1.41	-46.47	46.49	272	

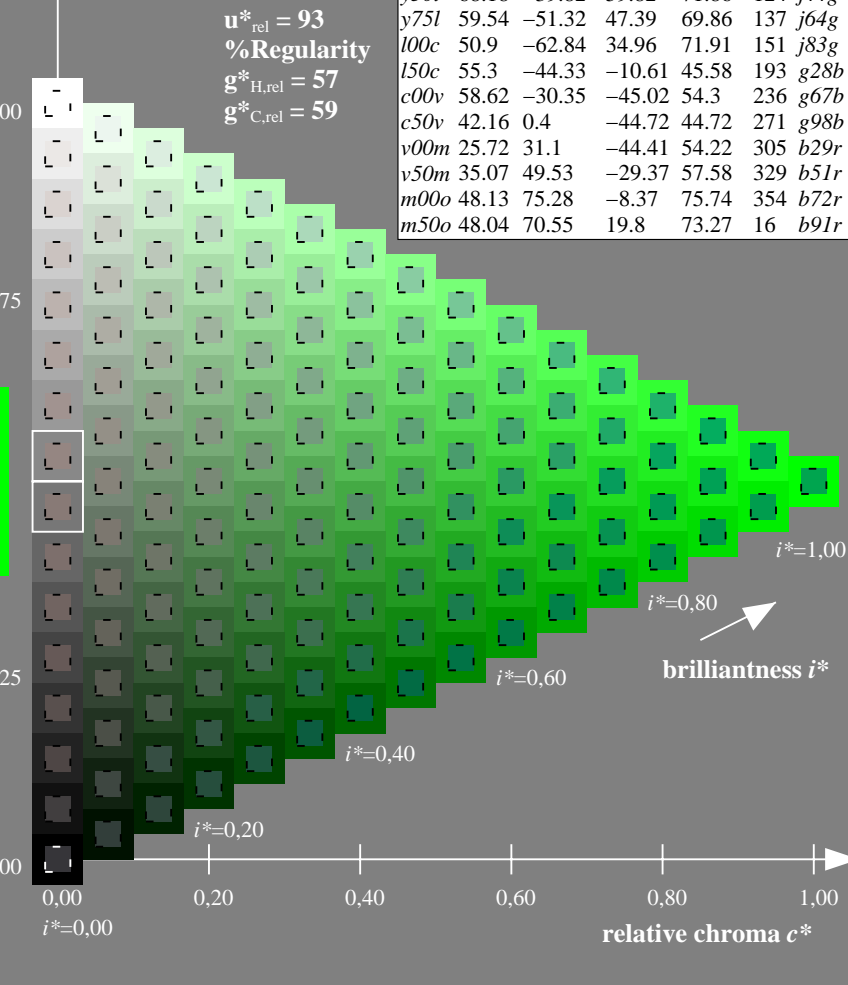

Data for maximum colour (Ma):

$LAB^*LAB^*_{Ma}$ : 51 -63 35  
 $LAB^*LCH^*_{Ma}$ : 51 72 150  
 $lab^*olv^*_{Ma}$ : 0.0 1.0 0.0  
 $lab^*rgb^*_{Ma}$ : 0.16 1.0 0.0

ORS18_95aM; adapted (a) CIELAB data							
$u^*_d$	$L^*=L^*_a$	$a^*_a$	$b^*_a$	$C^*_{ab,a}$	$h^*_{ab,a}$	$u^*_e$	
o00y	47.94	65.39	50.52	82.63	38	r18j	
o25y	58.38	46.78	60.66	76.6	52	r40j	
o50y	67.98	29.66	69.99	76.02	67	r62j	
o75y	78.09	11.63	79.82	80.66	82	r83j	
y00l	90.37	-10.27	91.75	92.32	96	j06g	
y25l	77.89	-26.88	73.8	78.54	110	j25g	
y50l	68.18	-39.82	59.82	71.86	124	j44g	
y75l	59.54	-51.32	47.39	69.86	137	j64g	
l00c	50.9	-62.84	34.96	71.91	151	j83g	
l50c	55.3	-44.33	-10.61	45.58	193	g28b	
c00v	58.62	-30.35	-45.02	54.3	236	g67b	
c50v	42.16	0.4	-44.72	44.72	271	g98b	
v00m	25.72	31.1	-44.41	54.22	305	b29r	
v50m	35.07	49.53	-29.37	57.58	329	b51r	
m00o	48.13	75.28	-8.37	75.74	354	b72r	
m50o	48.04	70.55	19.8	73.27	16	b91r	

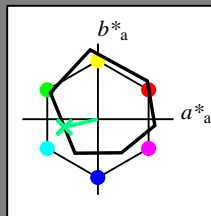
triangle lightness  $t^*$

%Gamut  
 $u^*_{rel} = 93$   
 %Regularity  
 $g^*_{H,rel} = 57$   
 $g^*_{C,rel} = 59$



Input and output: Colorimetric Printer Reflective System ORS18\_95aM for relative CIELAB hue  $h^* = lab^*h^* = h_{ab}/360 = 0.537$   
 data for any colour:

$lab^*tch^*$  and  $lab^*icu^*$   
 Hue texts:  
 $u^*_d = 150c$   $u^*_e = g28b$   
 contrast reduction factor:  
 $c_R = 1.0$   
 triangle lightness  $t^*$



ORS18_95aM; adapted (a) CIELAB data						
	$u^*_d$	$L^*=L^*_a$	$a^*_a$	$b^*_a$	$C^*_{ab,a}$	$h^*_{ab,a}$
O <sub>Ma</sub>	47.94	65.39	50.52	82.63	38	38
Y <sub>Ma</sub>	90.37	-10.27	91.75	92.32	96	96
L <sub>Ma</sub>	50.9	-62.84	34.96	71.91	151	151
C <sub>Ma</sub>	58.62	-30.35	-45.02	54.3	236	236
V <sub>Ma</sub>	25.72	31.1	-44.41	54.22	305	305
M <sub>Ma</sub>	48.13	75.28	-8.37	75.74	354	354
N <sub>Ma</sub>	18.01	0.0	0.0	0.0	0	0
W <sub>Ma</sub>	95.41	0.0	0.0	0.0	0	0
O <sub>Ma</sub>	39.92	58.74	27.99	65.07	25	25
Y <sub>Ma</sub>	81.26	-2.89	71.56	71.62	92	92
L <sub>Ma</sub>	52.23	-42.42	13.6	44.55	162	162
V <sub>Ma</sub>	30.57	1.41	-46.47	46.49	272	272

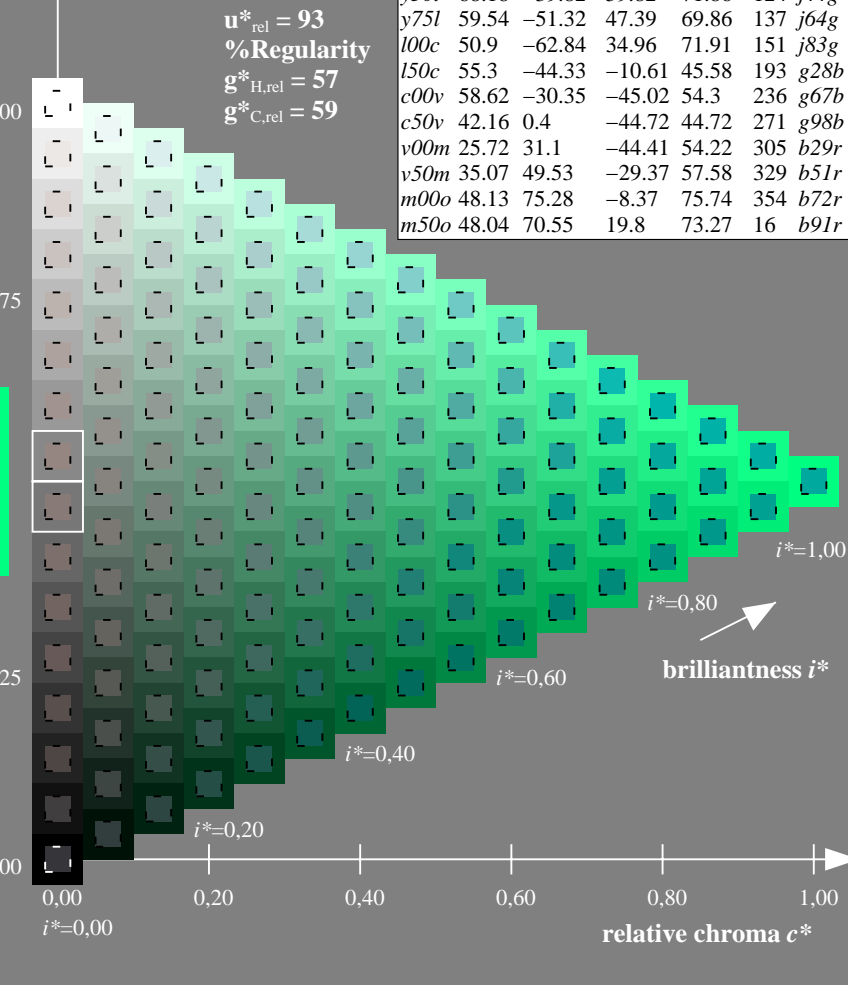

Data for maximum colour (Ma):

$LAB^*LAB^*_{Ma}$ : 55 -44 -11  
 $LAB^*LCH^*_{Ma}$ : 55 46 193  
 $lab^*olv^*_{Ma}$ : 0.0 1.0 0.5  
 $lab^*rgb^*_{Ma}$ : 0.0 1.0 0.57

ORS18_95aM; adapted (a) CIELAB data							
	$u^*_d$	$L^*=L^*_a$	$a^*_a$	$b^*_a$	$C^*_{ab,a}$	$h^*_{ab,a}$	$u^*_e$
<i>o00y</i>	47.94	65.39	50.52	82.63	38	38	<i>r18j</i>
<i>o25y</i>	58.38	46.78	60.66	76.6	52	52	<i>r40j</i>
<i>o50y</i>	67.98	29.66	69.99	76.02	67	67	<i>r62j</i>
<i>o75y</i>	78.09	11.63	79.82	80.66	82	82	<i>r83j</i>
<i>y00l</i>	90.37	-10.27	91.75	92.32	96	96	<i>j06g</i>
<i>y25l</i>	77.89	-26.88	73.8	78.54	110	110	<i>j25g</i>
<i>y50l</i>	68.18	-39.82	59.82	71.86	124	124	<i>j44g</i>
<i>y75l</i>	59.54	-51.32	47.39	69.86	137	137	<i>j64g</i>
<i>l00c</i>	50.9	-62.84	34.96	71.91	151	151	<i>j83g</i>
<i>l50c</i>	55.3	-44.33	-10.61	45.58	193	193	<i>g28b</i>
<i>c00v</i>	58.62	-30.35	-45.02	54.3	236	236	<i>g67b</i>
<i>c50v</i>	42.16	0.4	-44.72	44.72	271	271	<i>g98b</i>
<i>v00m</i>	25.72	31.1	-44.41	54.22	305	305	<i>b29r</i>
<i>v50m</i>	35.07	49.53	-29.37	57.58	329	329	<i>b51r</i>
<i>m00o</i>	48.13	75.28	-8.37	75.74	354	354	<i>b72r</i>
<i>m50o</i>	48.04	70.55	19.8	73.27	16	16	<i>b91r</i>

triangle lightness  $t^*$

%Gamut  
 $u^*_{rel} = 93$   
 %Regularity  
 $g^*_{H,rel} = 57$   
 $g^*_{C,rel} = 59$

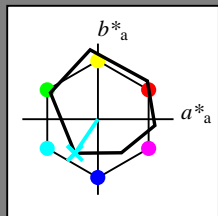


See for similar files: <http://www.ps.bam.de/Ee64/>; [www.ps.bam.de/Ee.HTM](http://www.ps.bam.de/Ee.HTM)  
 Technical information: <http://www.ps.bam.de> Version 2.1, io=1,1, ColSpX=1

BAM registration: 20081001-Ee64/10L/L64E00NP.PS/.PDF BAM material: code=rh4ta  
 application for evaluation and measurement of printer or monitor systems

Input and output: Colorimetric Printer Reflective System ORS18\_95aM for relative CIELAB hue  $h^* = lab^*h^* = h_{ab}/360 = 0.656$   
 data for any colour:  
 $lab^*tch^*$  and  $lab^*icu^*$

Hue texts:  
 $u^*_d = c00v$   $u^*_e = g67b$   
 contrast reduction factor:  
 $c_R = 1.0$   
 triangle lightness  $t^*$



ORS18_95aM; adapted (a) CIELAB data						
$u^*_d$	$L^*=L^*_a$	$a^*_a$	$b^*_a$	$C^*_{ab,a}$	$h^*_{ab,a}$	
O <sub>Ma</sub>	47.94	65.39	50.52	82.63	38	
Y <sub>Ma</sub>	90.37	-10.27	91.75	92.32	96	
L <sub>Ma</sub>	50.9	-62.84	34.96	71.91	151	
C <sub>Ma</sub>	58.62	-30.35	-45.02	54.3	236	
V <sub>Ma</sub>	25.72	31.1	-44.41	54.22	305	
M <sub>Ma</sub>	48.13	75.28	-8.37	75.74	354	
N <sub>Ma</sub>	18.01	0.0	0.0	0.0	0	
W <sub>Ma</sub>	95.41	0.0	0.0	0.0	0	
O <sub>Ma</sub>	39.92	58.74	27.99	65.07	25	
Y <sub>Ma</sub>	81.26	-2.89	71.56	71.62	92	
L <sub>Ma</sub>	52.23	-42.42	13.6	44.55	162	
V <sub>Ma</sub>	30.57	1.41	-46.47	46.49	272	

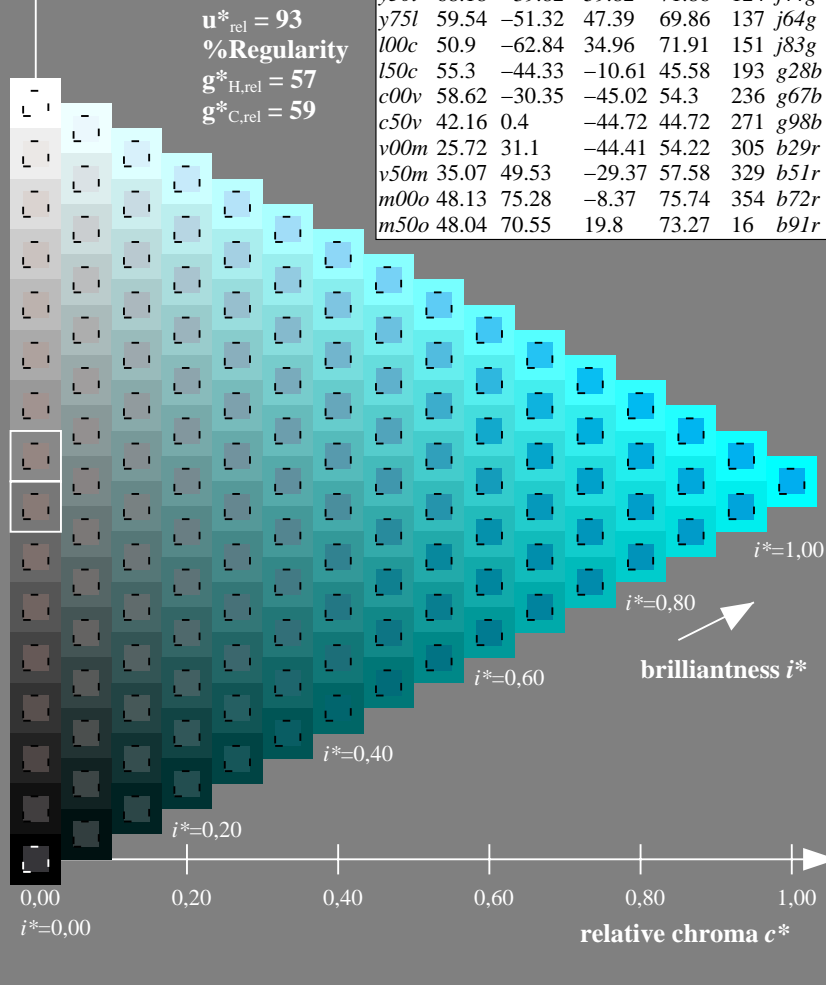
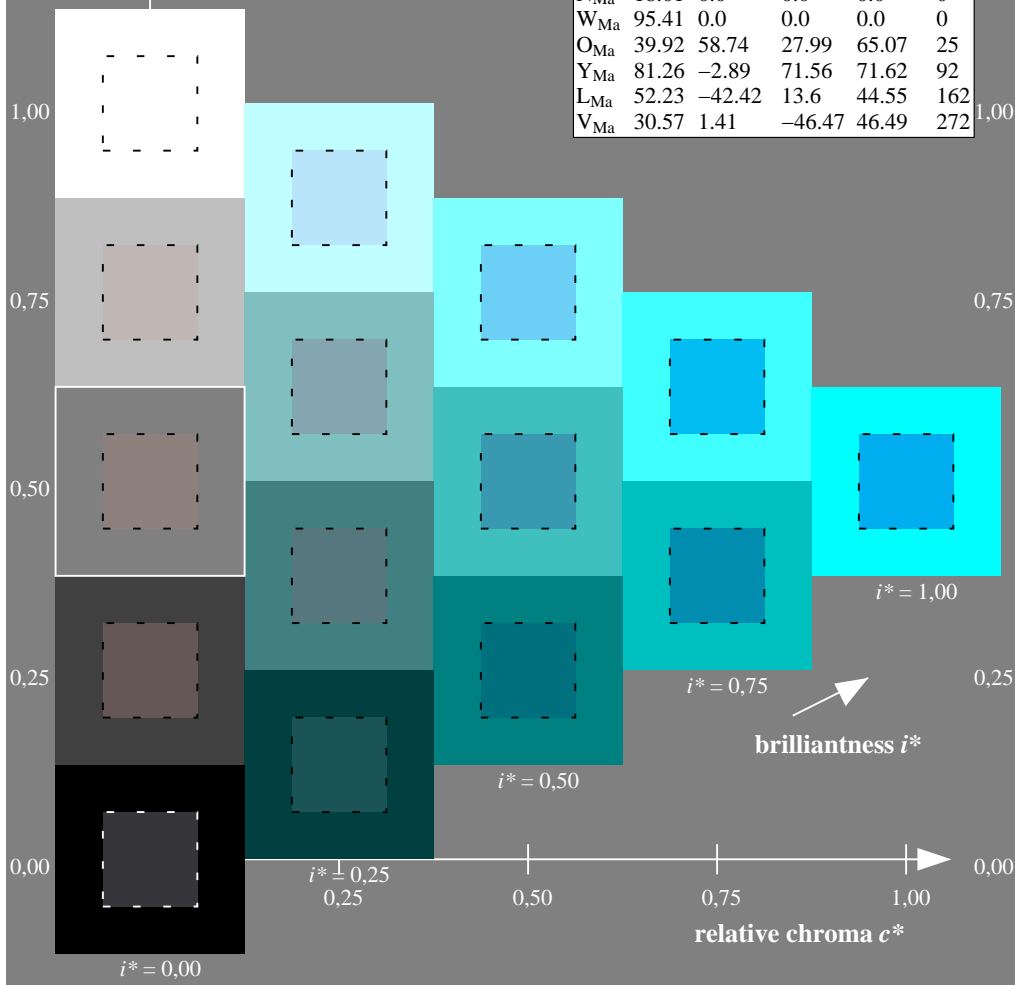
Data for maximum colour (Ma):

$LAB^*LAB^*_{Ma}$ : 59 -30 -45  
 $LAB^*LCH^*_{Ma}$ : 59 54 236  
 $lab^*olv^*_{Ma}$ : 0.0 1.0 1.0  
 $lab^*rgb^*_{Ma}$ : 0.0 0.65 1.0

ORS18_95aM; adapted (a) CIELAB data							
$u^*_d$	$L^*=L^*_a$	$a^*_a$	$b^*_a$	$C^*_{ab,a}$	$h^*_{ab,a}$	$u^*_e$	
<i>o00y</i>	47.94	65.39	50.52	82.63	38	<i>r18j</i>	
<i>o25y</i>	58.38	46.78	60.66	76.6	52	<i>r40j</i>	
<i>o50y</i>	67.98	29.66	69.99	76.02	67	<i>r62j</i>	
<i>o75y</i>	78.09	11.63	79.82	80.66	82	<i>r83j</i>	
<i>y00l</i>	90.37	-10.27	91.75	92.32	96	<i>j06g</i>	
<i>y25l</i>	77.89	-26.88	73.8	78.54	110	<i>j25g</i>	
<i>y50l</i>	68.18	-39.82	59.82	71.86	124	<i>j44g</i>	
<i>y75l</i>	59.54	-51.32	47.39	69.86	137	<i>j64g</i>	
<i>l00c</i>	50.9	-62.84	34.96	71.91	151	<i>j83g</i>	
<i>l50c</i>	55.3	-44.33	-10.61	45.58	193	<i>g28b</i>	
<i>c00v</i>	58.62	-30.35	-45.02	54.3	236	<i>g67b</i>	
<i>c50v</i>	42.16	0.4	-44.72	44.72	271	<i>g98b</i>	
<i>v00m</i>	25.72	31.1	-44.41	54.22	305	<i>b29r</i>	
<i>v50m</i>	35.07	49.53	-29.37	57.58	329	<i>b51r</i>	
<i>m00o</i>	48.13	75.28	-8.37	75.74	354	<i>b72r</i>	
<i>m50o</i>	48.04	70.55	19.8	73.27	16	<i>b91r</i>	

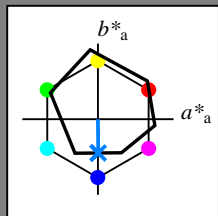
triangle lightness  $t^*$

%Gamut  
 $u^*_{rel} = 93$   
 %Regularity  
 $g^*_{H,rel} = 57$   
 $g^*_{C,rel} = 59$



Input and output: Colorimetric Printer Reflective System ORS18\_95aM for relative CIELAB hue  $h^* = lab^*h^* = h_{ab}/360 = 0.751$   
 data for any colour:  
 $lab^*tch^*$  and  $lab^*icu^*$

Hue texts:  
 $u^*_d = c50v$   $u^*_e = g98b$   
 contrast reduction factor:  
 $c_R = 1.0$   
 triangle lightness  $t^*$



ORS18_95aM; adapted (a) CIELAB data						
$u^*_d$	$L^*=L^*_a$	$a^*_a$	$b^*_a$	$C^*_{ab,a}$	$h^*_{ab,a}$	
O <sub>Ma</sub>	47.94	65.39	50.52	82.63	38	
Y <sub>Ma</sub>	90.37	-10.27	91.75	92.32	96	
L <sub>Ma</sub>	50.9	-62.84	34.96	71.91	151	
C <sub>Ma</sub>	58.62	-30.35	-45.02	54.3	236	
V <sub>Ma</sub>	25.72	31.1	-44.41	54.22	305	
M <sub>Ma</sub>	48.13	75.28	-8.37	75.74	354	
N <sub>Ma</sub>	18.01	0.0	0.0	0.0	0	
W <sub>Ma</sub>	95.41	0.0	0.0	0.0	0	
O <sub>Ma</sub>	39.92	58.74	27.99	65.07	25	
Y <sub>Ma</sub>	81.26	-2.89	71.56	71.62	92	
L <sub>Ma</sub>	52.23	-42.42	13.6	44.55	162	
V <sub>Ma</sub>	30.57	1.41	-46.47	46.49	272	

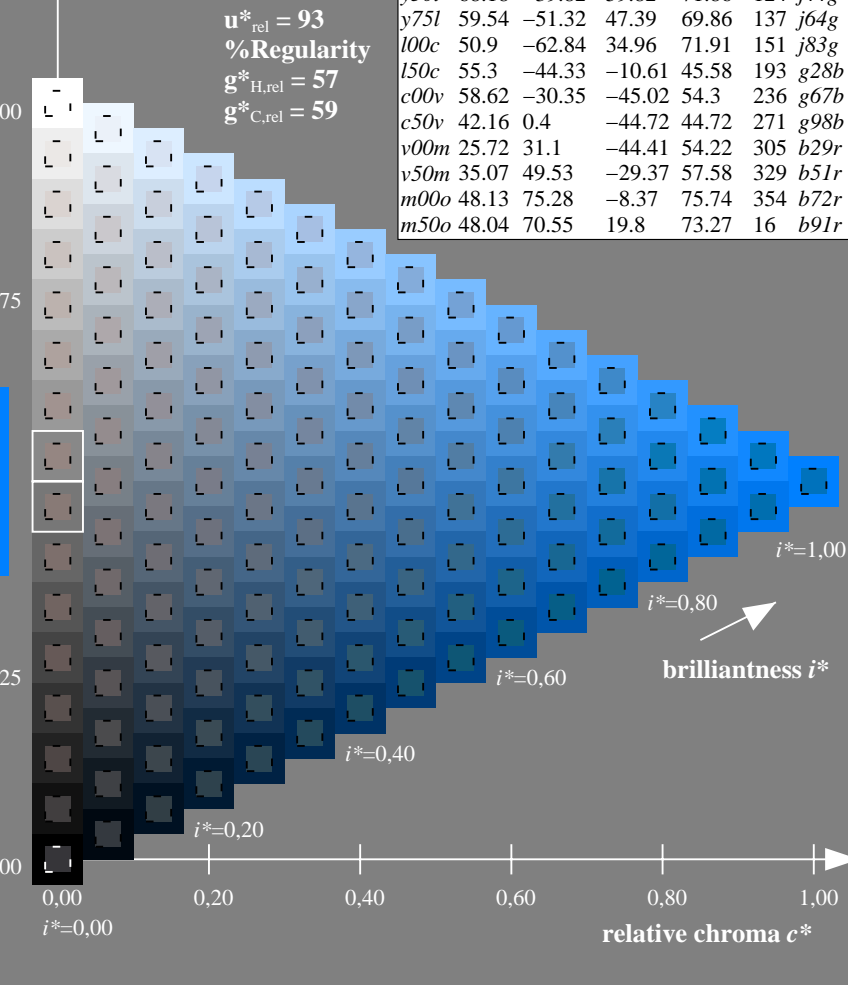

Data for maximum colour (Ma):

$LAB^*LAB^*_{Ma}$ : 42 0 -45  
 $LAB^*LCH^*_{Ma}$ : 42 45 270  
 $lab^*olv^*_{Ma}$ : 0.0 0.5 1.0  
 $lab^*rgb^*_{Ma}$ : 0.0 0.02 1.0

ORS18_95aM; adapted (a) CIELAB data							
$u^*_d$	$L^*=L^*_a$	$a^*_a$	$b^*_a$	$C^*_{ab,a}$	$h^*_{ab,a}$	$u^*_e$	
<i>o00y</i>	47.94	65.39	50.52	82.63	38	<i>r18j</i>	
<i>o25y</i>	58.38	46.78	60.66	76.6	52	<i>r40j</i>	
<i>o50y</i>	67.98	29.66	69.99	76.02	67	<i>r62j</i>	
<i>o75y</i>	78.09	11.63	79.82	80.66	82	<i>r83j</i>	
<i>y00l</i>	90.37	-10.27	91.75	92.32	96	<i>j06g</i>	
<i>y25l</i>	77.89	-26.88	73.8	78.54	110	<i>j25g</i>	
<i>y50l</i>	68.18	-39.82	59.82	71.86	124	<i>j44g</i>	
<i>y75l</i>	59.54	-51.32	47.39	69.86	137	<i>j64g</i>	
<i>l00c</i>	50.9	-62.84	34.96	71.91	151	<i>j83g</i>	
<i>l50c</i>	55.3	-44.33	-10.61	45.58	193	<i>g28b</i>	
<i>c00v</i>	58.62	-30.35	-45.02	54.3	236	<i>g67b</i>	
<i>c50v</i>	42.16	0.4	-44.72	44.72	271	<i>g98b</i>	
<i>v00m</i>	25.72	31.1	-44.41	54.22	305	<i>b29r</i>	
<i>v50m</i>	35.07	49.53	-29.37	57.58	329	<i>b51r</i>	
<i>m00o</i>	48.13	75.28	-8.37	75.74	354	<i>b72r</i>	
<i>m50o</i>	48.04	70.55	19.8	73.27	16	<i>b91r</i>	

triangle lightness  $t^*$

%Gamut  
 $u^*_{rel} = 93$   
 %Regularity  
 $g^*_{H,rel} = 57$   
 $g^*_{C,rel} = 59$

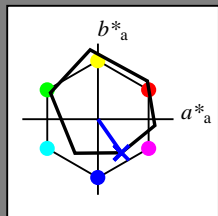


BAM registration: 20081001-Ee64/10L/L64E00NP.PS/.PDF  
 application for evaluation and measurement of printer or monitor systems  
 BAM material: code=rh4ta

See for similar files: <http://www.ps.bam.de/Ee64/>; [www.ps.bam.de/Ee.HTM](http://www.ps.bam.de/Ee.HTM)  
 Technical information: <http://www.ps.bam.de>  
 Version 2.1, io=1,1, ColSpX=1

Input and output: Colorimetric Printer Reflective System ORS18\_95aM for relative CIELAB hue  $h^* = lab^*h^* = h_{ab}/360 = 0.847$   
 data for any colour:  
 $lab^*tch^*$  and  $lab^*icu^*$

Hue texts:  
 $u^*_d = v00m$   $u^*_e = b29r$   
 contrast reduction factor:  
 $c_R = 1.0$   
 triangle lightness  $t^*$



ORS18_95aM; adapted (a) CIELAB data						
$u^*_d$	$L^*=L^*_a$	$a^*_a$	$b^*_a$	$C^*_{ab,a}$	$h^*_{ab,a}$	
O <sub>Ma</sub>	47.94	65.39	50.52	82.63	38	
Y <sub>Ma</sub>	90.37	-10.27	91.75	92.32	96	
L <sub>Ma</sub>	50.9	-62.84	34.96	71.91	151	
C <sub>Ma</sub>	58.62	-30.35	-45.02	54.3	236	
V <sub>Ma</sub>	25.72	31.1	-44.41	54.22	305	
M <sub>Ma</sub>	48.13	75.28	-8.37	75.74	354	
N <sub>Ma</sub>	18.01	0.0	0.0	0.0	0	
W <sub>Ma</sub>	95.41	0.0	0.0	0.0	0	
O <sub>Ma</sub>	39.92	58.74	27.99	65.07	25	
Y <sub>Ma</sub>	81.26	-2.89	71.56	71.62	92	
L <sub>Ma</sub>	52.23	-42.42	13.6	44.55	162	
V <sub>Ma</sub>	30.57	1.41	-46.47	46.49	272	

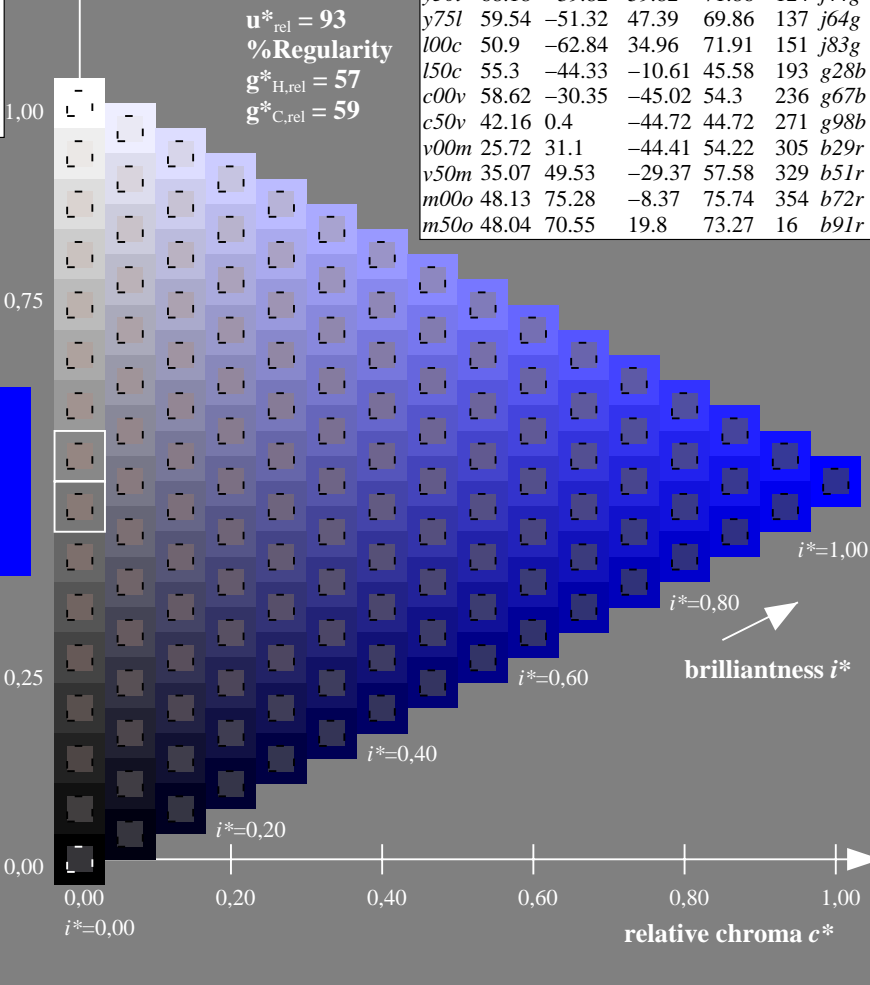
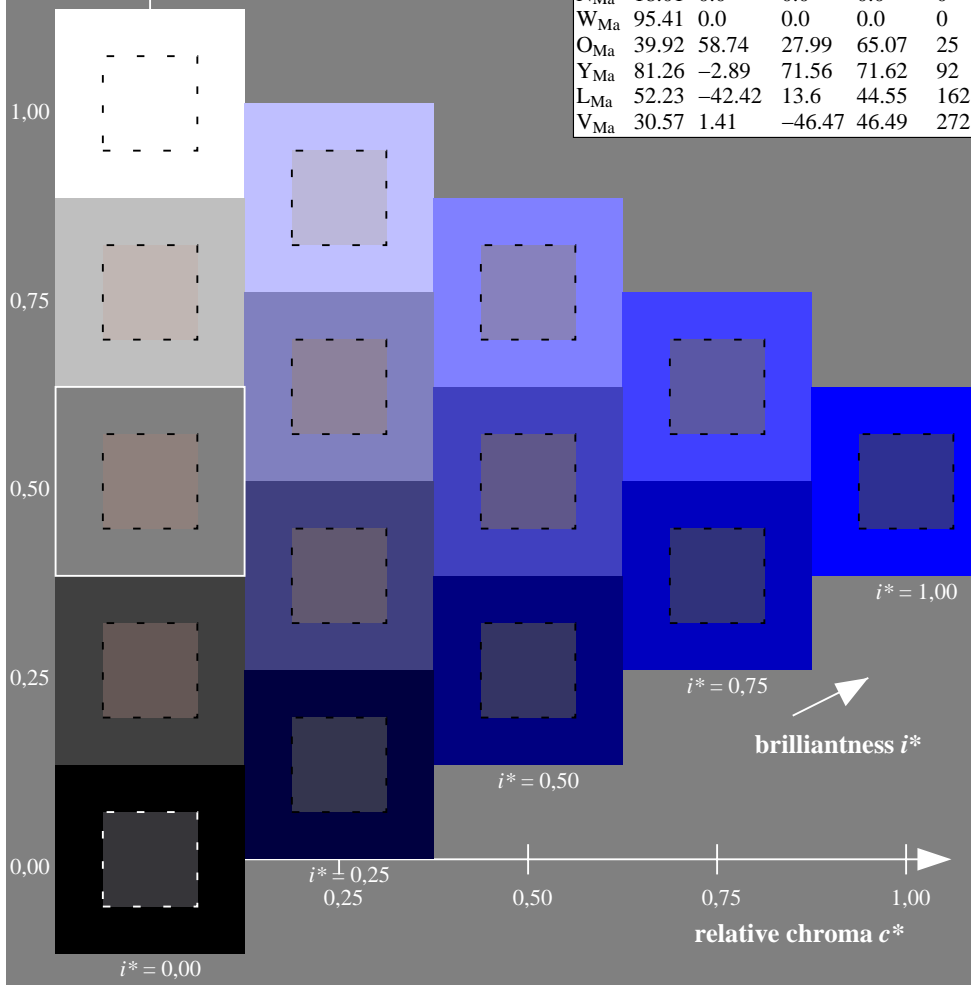
Data for maximum colour (Ma):

$LAB^*LAB^*_{Ma}$ : 26 31 -44  
 $LAB^*LCH^*_{Ma}$ : 26 54 305  
 $lab^*olv^*_{Ma}$ : 0.0 0.0 1.0  
 $lab^*rgb^*_{Ma}$ : 0.58 0.0 1.0

ORS18_95aM; adapted (a) CIELAB data							
$u^*_d$	$L^*=L^*_a$	$a^*_a$	$b^*_a$	$C^*_{ab,a}$	$h^*_{ab,a}$	$u^*_e$	
o00y	47.94	65.39	50.52	82.63	38	r18j	
o25y	58.38	46.78	60.66	76.6	52	r40j	
o50y	67.98	29.66	69.99	76.02	67	r62j	
o75y	78.09	11.63	79.82	80.66	82	r83j	
y00l	90.37	-10.27	91.75	92.32	96	j06g	
y25l	77.89	-26.88	73.8	78.54	110	j25g	
y50l	68.18	-39.82	59.82	71.86	124	j44g	
y75l	59.54	-51.32	47.39	69.86	137	j64g	
l00c	50.9	-62.84	34.96	71.91	151	j83g	
l50c	55.3	-44.33	-10.61	45.58	193	g28b	
c00v	58.62	-30.35	-45.02	54.3	236	g67b	
c50v	42.16	0.4	-44.72	44.72	271	g98b	
v00m	25.72	31.1	-44.41	54.22	305	b29r	
v50m	35.07	49.53	-29.37	57.58	329	b51r	
m00o	48.13	75.28	-8.37	75.74	354	b72r	
m50o	48.04	70.55	19.8	73.27	16	b91r	

triangle lightness  $t^*$

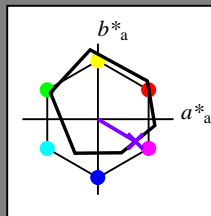
%Gamut  
 $u^*_{rel} = 93$   
 %Regularity  
 $g^*_{H,rel} = 57$   
 $g^*_{C,rel} = 59$



BAM registration: 20081001-Ee64/10L/L64E00NP.PS/.PDF  
 application for evaluation and measurement of printer or monitor systems  
 BAM material: code=rhadata

Input and output: Colorimetric Printer Reflective System ORS18\_95aM for relative CIELAB hue  $h^* = lab^*h^* = h_{ab}/360 = 0.915$   
 data for any colour:  
 $lab^*tch^*$  and  $lab^*icu^*$

Hue texts:  
 $u^*_d = v50m$   $u^*_e = b51r$   
 contrast reduction factor:  
 $c_R = 1.0$   
 triangle lightness  $t^*$



ORS18_95aM; adapted (a) CIELAB data						
$u^*_d$	$L^*=L^*_a$	$a^*_a$	$b^*_a$	$C^*_{ab,a}$	$h^*_{ab,a}$	
O <sub>Ma</sub>	47.94	65.39	50.52	82.63	38	
Y <sub>Ma</sub>	90.37	-10.27	91.75	92.32	96	
L <sub>Ma</sub>	50.9	-62.84	34.96	71.91	151	
C <sub>Ma</sub>	58.62	-30.35	-45.02	54.3	236	
V <sub>Ma</sub>	25.72	31.1	-44.41	54.22	305	
M <sub>Ma</sub>	48.13	75.28	-8.37	75.74	354	
N <sub>Ma</sub>	18.01	0.0	0.0	0.0	0	
W <sub>Ma</sub>	95.41	0.0	0.0	0.0	0	
O <sub>Ma</sub>	39.92	58.74	27.99	65.07	25	
Y <sub>Ma</sub>	81.26	-2.89	71.56	71.62	92	
L <sub>Ma</sub>	52.23	-42.42	13.6	44.55	162	
V <sub>Ma</sub>	30.57	1.41	-46.47	46.49	272	

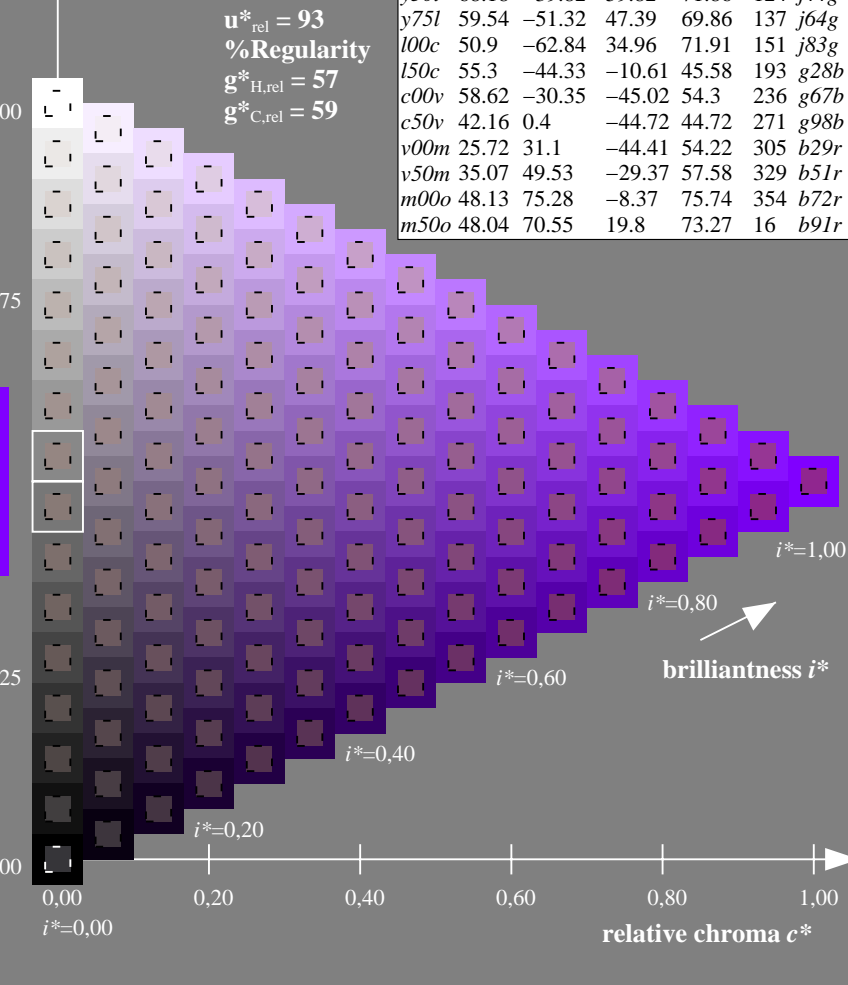
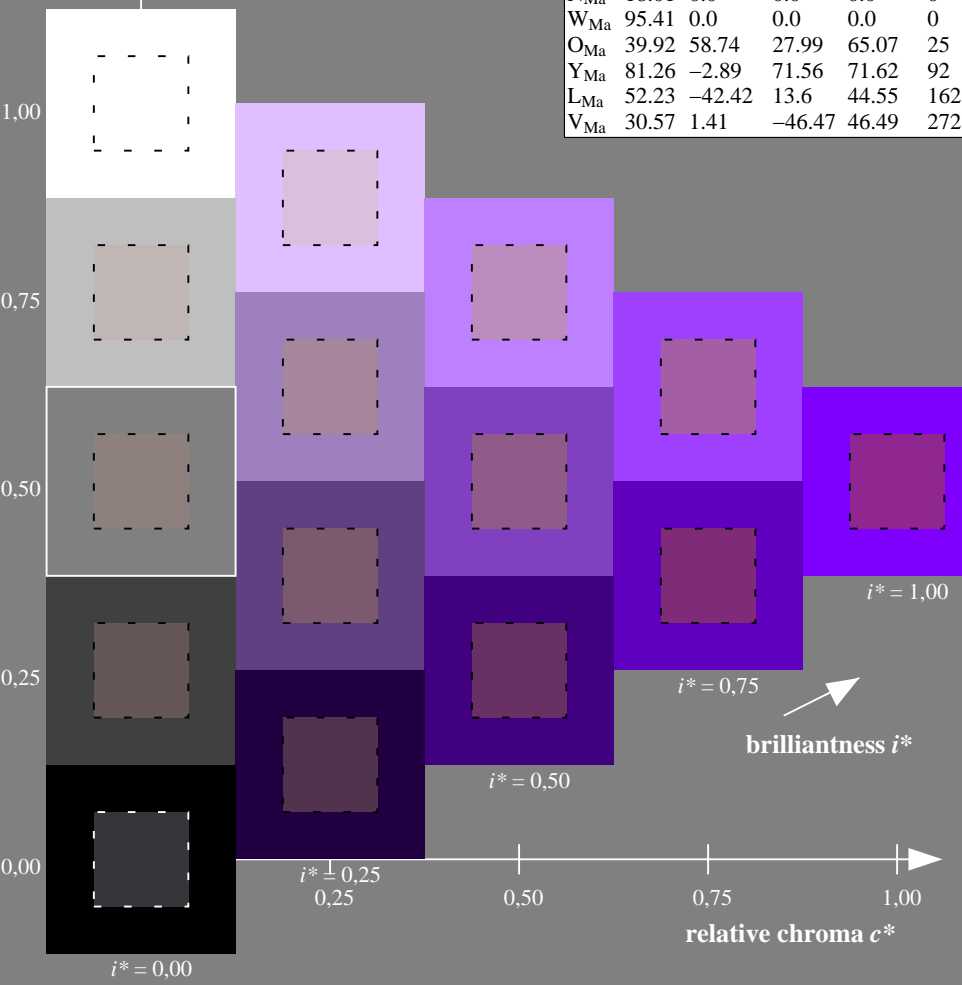
Data for maximum colour (Ma):

$LAB^*LAB^*_{Ma}$ : 35 50 -29  
 $LAB^*LCH^*_{Ma}$ : 35 58 329  
 $lab^*olv^*_{Ma}$ : 0.5 0.0 1.0  
 $lab^*rgb^*_{Ma}$ : 1.0 0.0 0.99

ORS18_95aM; adapted (a) CIELAB data							
$u^*_d$	$L^*=L^*_a$	$a^*_a$	$b^*_a$	$C^*_{ab,a}$	$h^*_{ab,a}$	$u^*_e$	
<i>o00y</i>	47.94	65.39	50.52	82.63	38	<i>r18j</i>	
<i>o25y</i>	58.38	46.78	60.66	76.6	52	<i>r40j</i>	
<i>o50y</i>	67.98	29.66	69.99	76.02	67	<i>r62j</i>	
<i>o75y</i>	78.09	11.63	79.82	80.66	82	<i>r83j</i>	
<i>y00l</i>	90.37	-10.27	91.75	92.32	96	<i>j06g</i>	
<i>y25l</i>	77.89	-26.88	73.8	78.54	110	<i>j25g</i>	
<i>y50l</i>	68.18	-39.82	59.82	71.86	124	<i>j44g</i>	
<i>y75l</i>	59.54	-51.32	47.39	69.86	137	<i>j64g</i>	
<i>l00c</i>	50.9	-62.84	34.96	71.91	151	<i>j83g</i>	
<i>l50c</i>	55.3	-44.33	-10.61	45.58	193	<i>g28b</i>	
<i>c00v</i>	58.62	-30.35	-45.02	54.3	236	<i>g67b</i>	
<i>c50v</i>	42.16	0.4	-44.72	44.72	271	<i>g98b</i>	
<i>v00m</i>	25.72	31.1	-44.41	54.22	305	<i>b29r</i>	
<i>v50m</i>	35.07	49.53	-29.37	57.58	329	<i>b51r</i>	
<i>m00o</i>	48.13	75.28	-8.37	75.74	354	<i>b72r</i>	
<i>m50o</i>	48.04	70.55	19.8	73.27	16	<i>b91r</i>	

triangle lightness  $t^*$

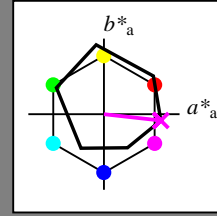
%Gamut  
 $u^*_{rel} = 93$   
 %Regularity  
 $g^*_{H,rel} = 57$   
 $g^*_{C,rel} = 59$



BAM registration: 20081001-Ee64/10L/L64E00NP.PS/.PDF  
 application for evaluation and measurement of printer or monitor systems  
 BAM material: code=rh4ta

Input and output: Colorimetric Printer Reflective System ORS18\_95aM for relative CIELAB hue  $h^* = lab^*h^* = h_{ab}/360 = 0.982$   
 data for any colour:  
 $lab^*tch^*$  and  $lab^*icu^*$

Hue texts:  
 $u^*_d = m00o$   $u^*_e = b72r$   
 contrast reduction factor:  
 $c_R = 1.0$   
 triangle lightness  $t^*$



ORS18_95aM; adapted (a) CIELAB data						
$u^*_d$	$L^*=L^*_a$	$a^*_a$	$b^*_a$	$C^*_{ab,a}$	$h^*_{ab,a}$	
O <sub>Ma</sub>	47.94	65.39	50.52	82.63	38	
Y <sub>Ma</sub>	90.37	-10.27	91.75	92.32	96	
L <sub>Ma</sub>	50.9	-62.84	34.96	71.91	151	
C <sub>Ma</sub>	58.62	-30.35	-45.02	54.3	236	
V <sub>Ma</sub>	25.72	31.1	-44.41	54.22	305	
M <sub>Ma</sub>	48.13	75.28	-8.37	75.74	354	
N <sub>Ma</sub>	18.01	0.0	0.0	0.0	0	
W <sub>Ma</sub>	95.41	0.0	0.0	0.0	0	
O <sub>Ma</sub>	39.92	58.74	27.99	65.07	25	
Y <sub>Ma</sub>	81.26	-2.89	71.56	71.62	92	
L <sub>Ma</sub>	52.23	-42.42	13.6	44.55	162	
V <sub>Ma</sub>	30.57	1.41	-46.47	46.49	272	

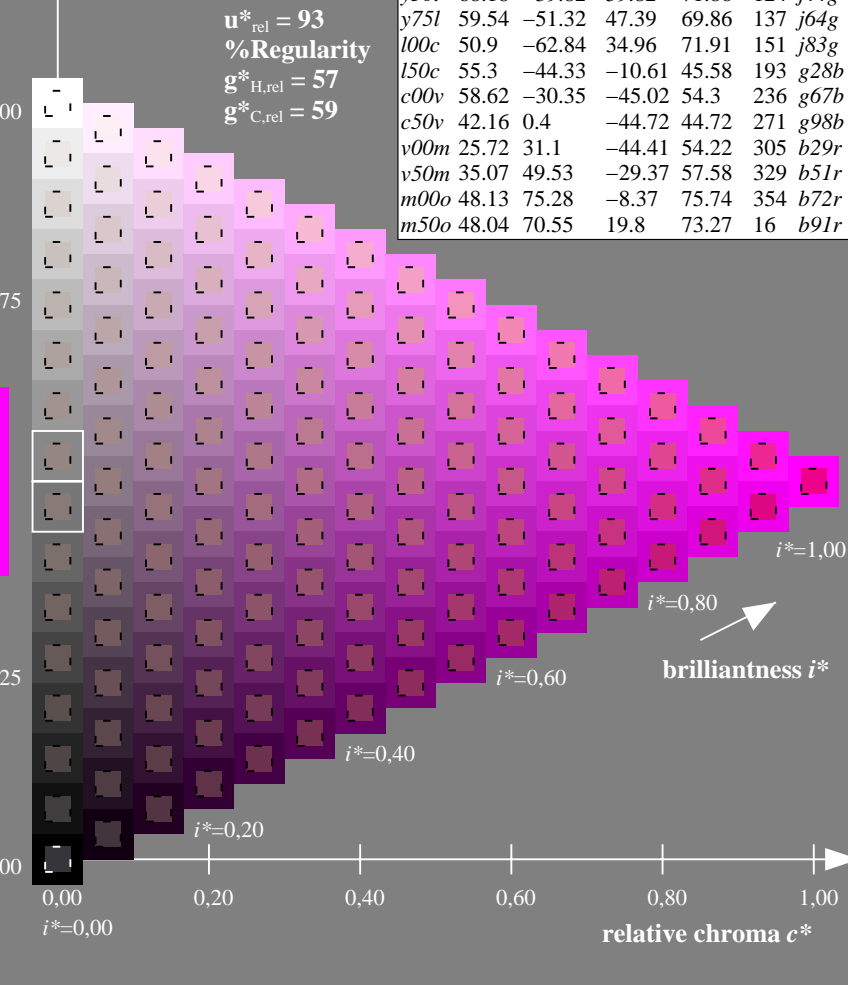
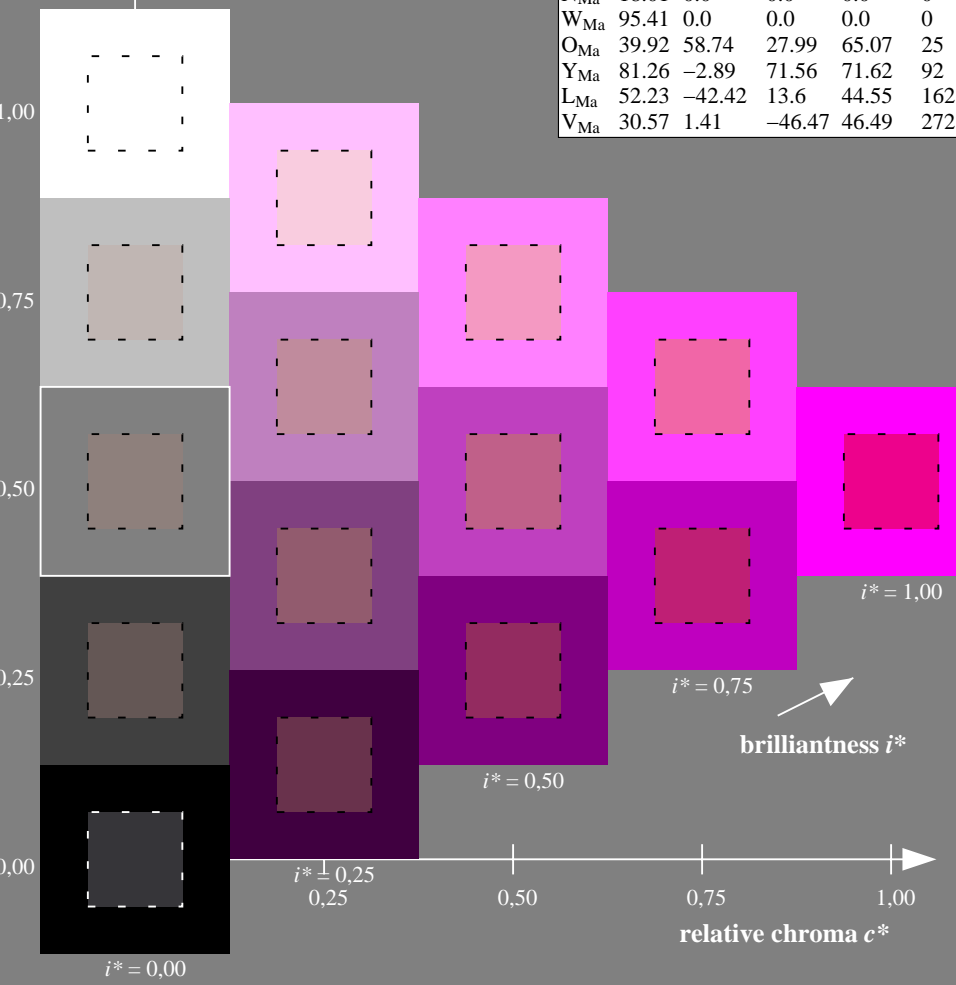
Data for maximum colour (Ma):

$LAB^*LAB^*_{Ma}$ : 48 75 -8  
 $LAB^*LCH^*_{Ma}$ : 48 76 353  
 $lab^*olv^*_{Ma}$ : 1.0 0.0 1.0  
 $lab^*rgb^*_{Ma}$ : 1.0 0.0 0.56

ORS18_95aM; adapted (a) CIELAB data							
$u^*_d$	$L^*=L^*_a$	$a^*_a$	$b^*_a$	$C^*_{ab,a}$	$h^*_{ab,a}$	$u^*_e$	
<i>o00y</i>	47.94	65.39	50.52	82.63	38	<i>r18j</i>	
<i>o25y</i>	58.38	46.78	60.66	76.6	52	<i>r40j</i>	
<i>o50y</i>	67.98	29.66	69.99	76.02	67	<i>r62j</i>	
<i>o75y</i>	78.09	11.63	79.82	80.66	82	<i>r83j</i>	
<i>y00l</i>	90.37	-10.27	91.75	92.32	96	<i>j06g</i>	
<i>y25l</i>	77.89	-26.88	73.8	78.54	110	<i>j25g</i>	
<i>y50l</i>	68.18	-39.82	59.82	71.86	124	<i>j44g</i>	
<i>y75l</i>	59.54	-51.32	47.39	69.86	137	<i>j64g</i>	
<i>l00c</i>	50.9	-62.84	34.96	71.91	151	<i>j83g</i>	
<i>l50c</i>	55.3	-44.33	-10.61	45.58	193	<i>g28b</i>	
<i>c00v</i>	58.62	-30.35	-45.02	54.3	236	<i>g67b</i>	
<i>c50v</i>	42.16	0.4	-44.72	44.72	271	<i>g98b</i>	
<i>v00m</i>	25.72	31.1	-44.41	54.22	305	<i>b29r</i>	
<i>v50m</i>	35.07	49.53	-29.37	57.58	329	<i>b51r</i>	
<i>m00o</i>	48.13	75.28	-8.37	75.74	354	<i>b72r</i>	
<i>m50o</i>	48.04	70.55	19.8	73.27	16	<i>b91r</i>	

triangle lightness  $t^*$

%Gamut  
 $u^*_{rel} = 93$   
 %Regularity  
 $g^*_{H,rel} = 57$   
 $g^*_{C,rel} = 59$



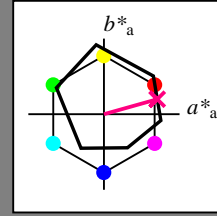
See for similar files: <http://www.ps.bam.de/Ee64/>; [www.ps.bam.de/Ee64/](http://www.ps.bam.de/Ee64/); [www.ps.bam.de/Ee64/](http://www.ps.bam.de/Ee64/)  
 Technical information: <http://www.ps.bam.de> Version 2.1, io=1,1, ColSpx=1

BAM registration: 20081001-Ee64/10L/L64E00NP.PS/.PDF BAM material: code=rhadata  
 application for evaluation and measurement of printer or monitor systems



Input and output: Colorimetric Printer Reflective System ORS18\_95aM for relative CIELAB hue  $h^* = lab^*h^* = h_{ab}/360 = 0.044$   
 data for any colour:  
 $lab^*tch^*$  and  $lab^*icu^*$

Hue texts:  
 $u^*_d = m50o$   $u^*_e = b91r$   
 contrast reduction factor:  
 $c_R = 1.0$   
 triangle lightness  $t^*$



ORS18_95aM; adapted (a) CIELAB data						
$u^*_d$	$L^*=L^*_a$	$a^*_a$	$b^*_a$	$C^*_{ab,a}$	$h^*_{ab,a}$	
O <sub>Ma</sub>	47.94	65.39	50.52	82.63	38	
Y <sub>Ma</sub>	90.37	-10.27	91.75	92.32	96	
L <sub>Ma</sub>	50.9	-62.84	34.96	71.91	151	
C <sub>Ma</sub>	58.62	-30.35	-45.02	54.3	236	
V <sub>Ma</sub>	25.72	31.1	-44.41	54.22	305	
M <sub>Ma</sub>	48.13	75.28	-8.37	75.74	354	
N <sub>Ma</sub>	18.01	0.0	0.0	0.0	0	
W <sub>Ma</sub>	95.41	0.0	0.0	0.0	0	
O <sub>Ma</sub>	39.92	58.74	27.99	65.07	25	
Y <sub>Ma</sub>	81.26	-2.89	71.56	71.62	92	
L <sub>Ma</sub>	52.23	-42.42	13.6	44.55	162	
V <sub>Ma</sub>	30.57	1.41	-46.47	46.49	272	

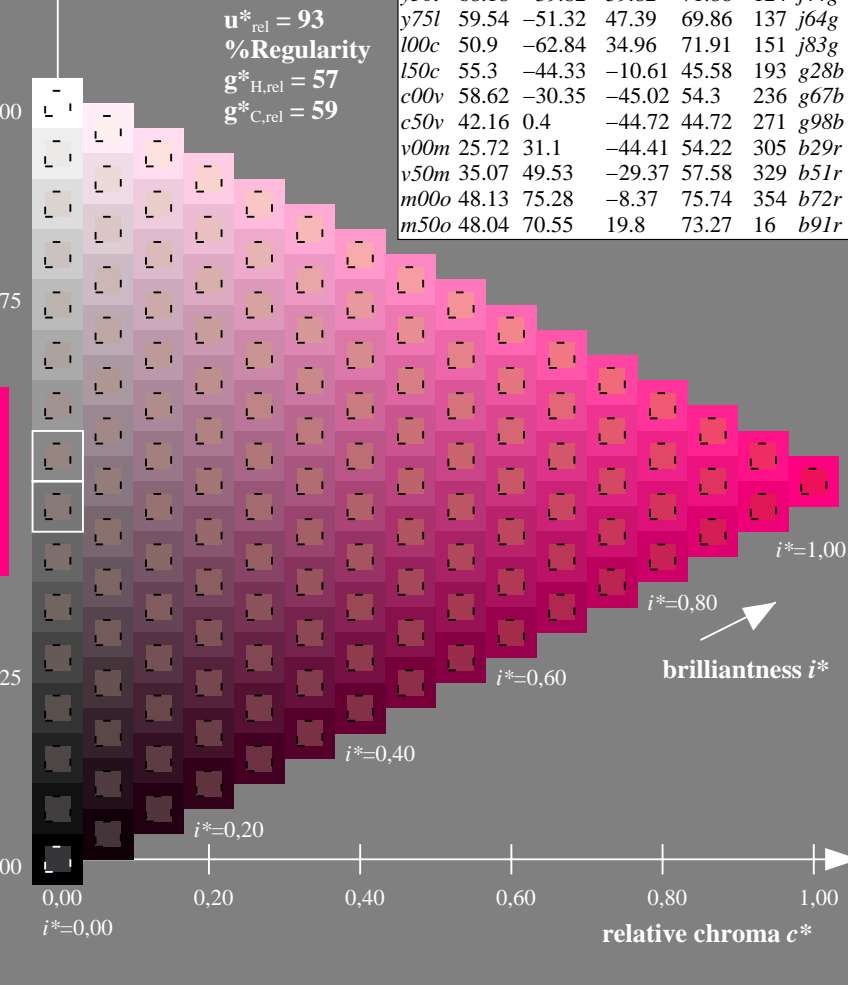
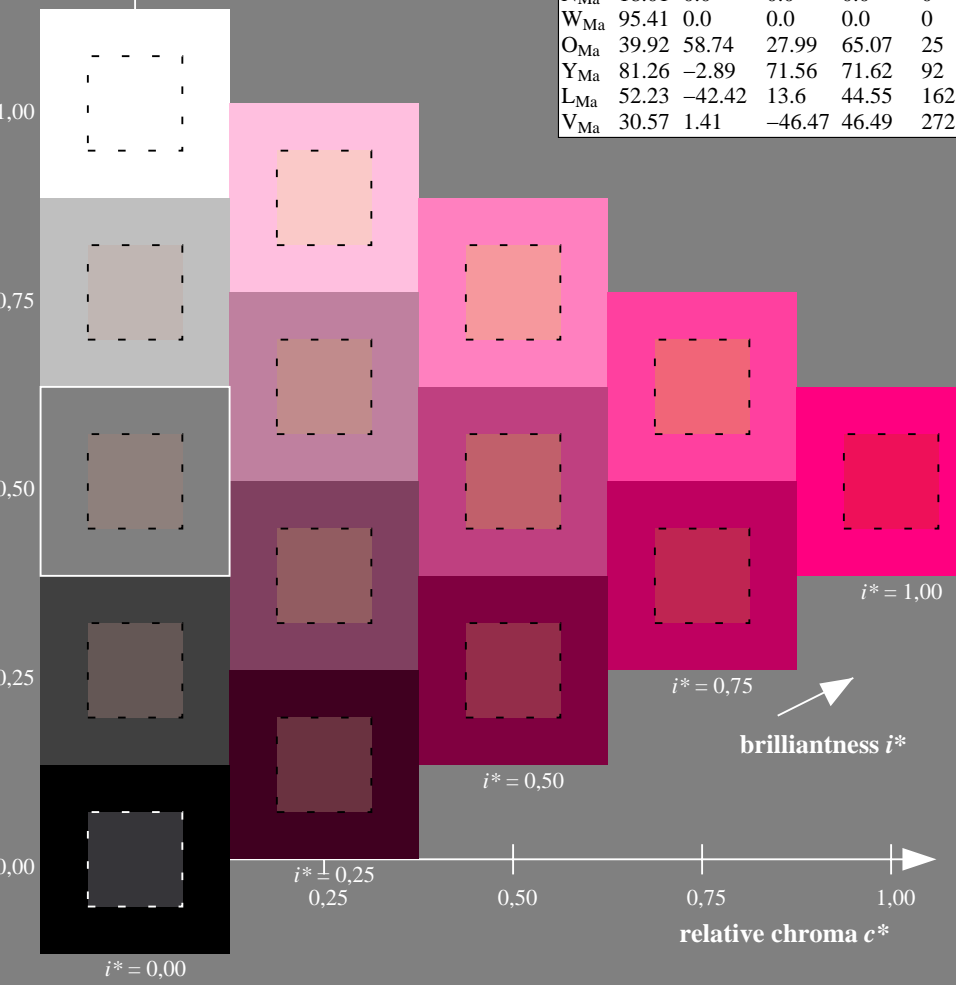
Data for maximum colour (Ma):

$LAB^*LAB^*_{Ma}$ : 48 71 20  
 $LAB^*LCH^*_{Ma}$ : 48 73 15  
 $lab^*olv^*_{Ma}$ : 1.0 0.0 0.5  
 $lab^*rgb^*_{Ma}$ : 1.0 0.0 0.17

ORS18_95aM; adapted (a) CIELAB data							
$u^*_d$	$L^*=L^*_a$	$a^*_a$	$b^*_a$	$C^*_{ab,a}$	$h^*_{ab,a}$	$u^*_e$	
<i>o00y</i>	47.94	65.39	50.52	82.63	38	<i>r18j</i>	
<i>o25y</i>	58.38	46.78	60.66	76.6	52	<i>r40j</i>	
<i>o50y</i>	67.98	29.66	69.99	76.02	67	<i>r62j</i>	
<i>o75y</i>	78.09	11.63	79.82	80.66	82	<i>r83j</i>	
<i>y00l</i>	90.37	-10.27	91.75	92.32	96	<i>j06g</i>	
<i>y25l</i>	77.89	-26.88	73.8	78.54	110	<i>j25g</i>	
<i>y50l</i>	68.18	-39.82	59.82	71.86	124	<i>j44g</i>	
<i>y75l</i>	59.54	-51.32	47.39	69.86	137	<i>j64g</i>	
<i>l00c</i>	50.9	-62.84	34.96	71.91	151	<i>j83g</i>	
<i>l50c</i>	55.3	-44.33	-10.61	45.58	193	<i>g28b</i>	
<i>c00v</i>	58.62	-30.35	-45.02	54.3	236	<i>g67b</i>	
<i>c50v</i>	42.16	0.4	-44.72	44.72	271	<i>g98b</i>	
<i>v00m</i>	25.72	31.1	-44.41	54.22	305	<i>b29r</i>	
<i>v50m</i>	35.07	49.53	-29.37	57.58	329	<i>b51r</i>	
<i>m00o</i>	48.13	75.28	-8.37	75.74	354	<i>b72r</i>	
<i>m50o</i>	48.04	70.55	19.8	73.27	16	<i>b91r</i>	

triangle lightness  $t^*$

%Gamut  
 $u^*_{rel} = 93$   
 %Regularity  
 $g^*_{H,rel} = 57$   
 $g^*_{C,rel} = 59$

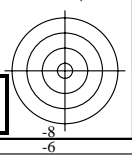
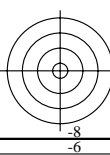
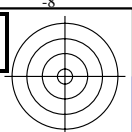
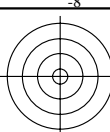
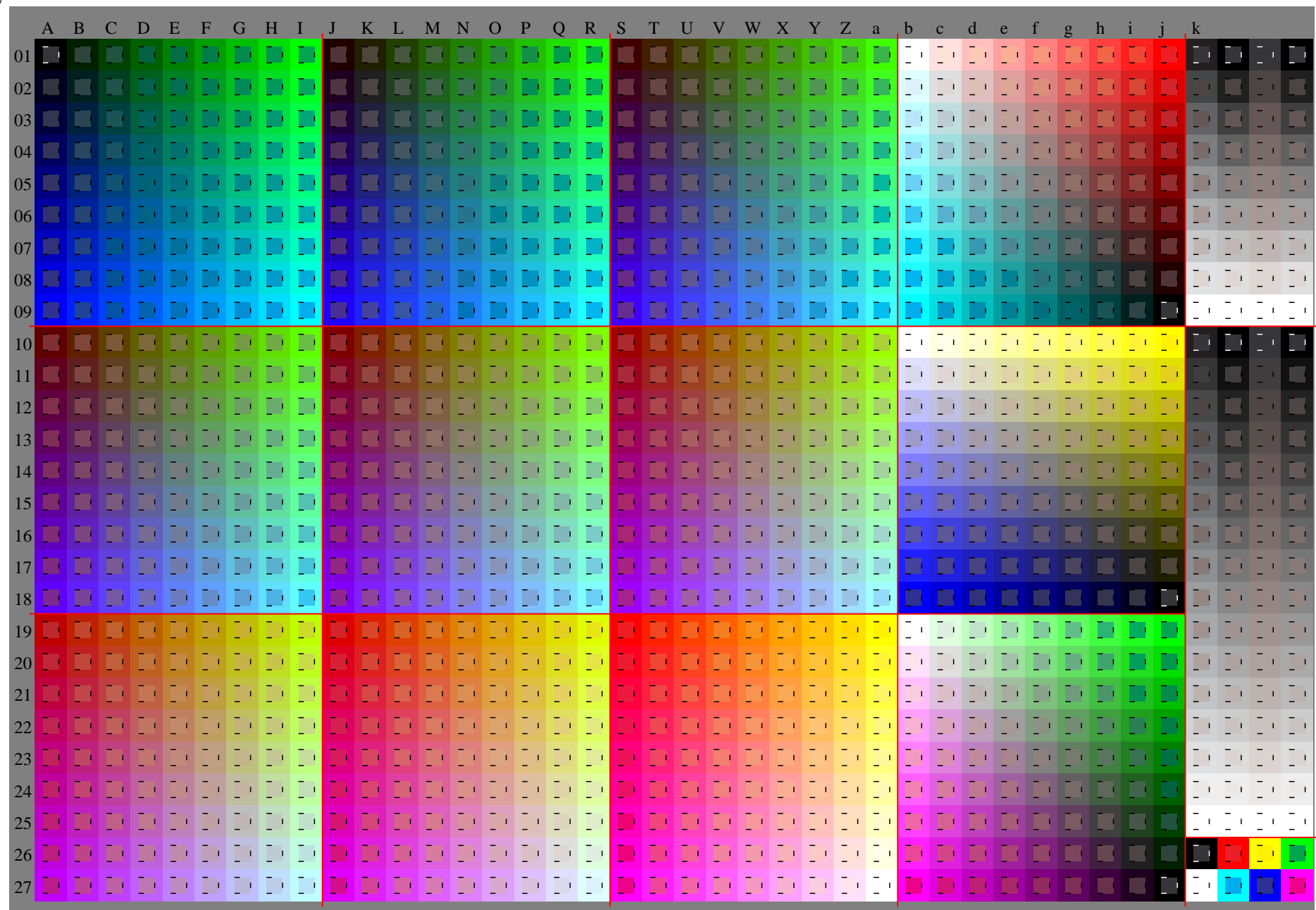


See for similar files: <http://www.ps.bam.de/Ee64/>; [www.ps.bam.de/Ee64/](http://www.ps.bam.de/Ee64/); [www.ps.bam.de/Ee64/](http://www.ps.bam.de/Ee64/)  
 Technical information: <http://www.ps.bam.de> Version 2.1, io=1,1, ColSpx=1

BAM registration: 20081001-Ee64/10L/L64E00NP.PS/.PDF BAM material: code=rhadata  
 application for evaluation and measurement of printer or monitor systems

See for similar files: <http://www.ps.bam.de/Ee64/>; [www.ps.bam.de](http://www.ps.bam.de)  
Technical information: <http://www.ps.bam.de> Version 2.1, io=1,1, ColSpx=1

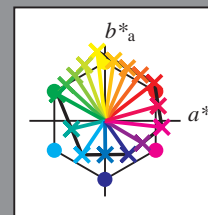
BAM registration: 20081001-Ee64/10L/L64E00NP.PS/.PDF BAM material: code=rh4ta  
application for evaluation and measurement of printer or monitor systems



Input and output:  
 Colorimetric Printer Reflective System ORS18\_95aM  
 data for any colour:

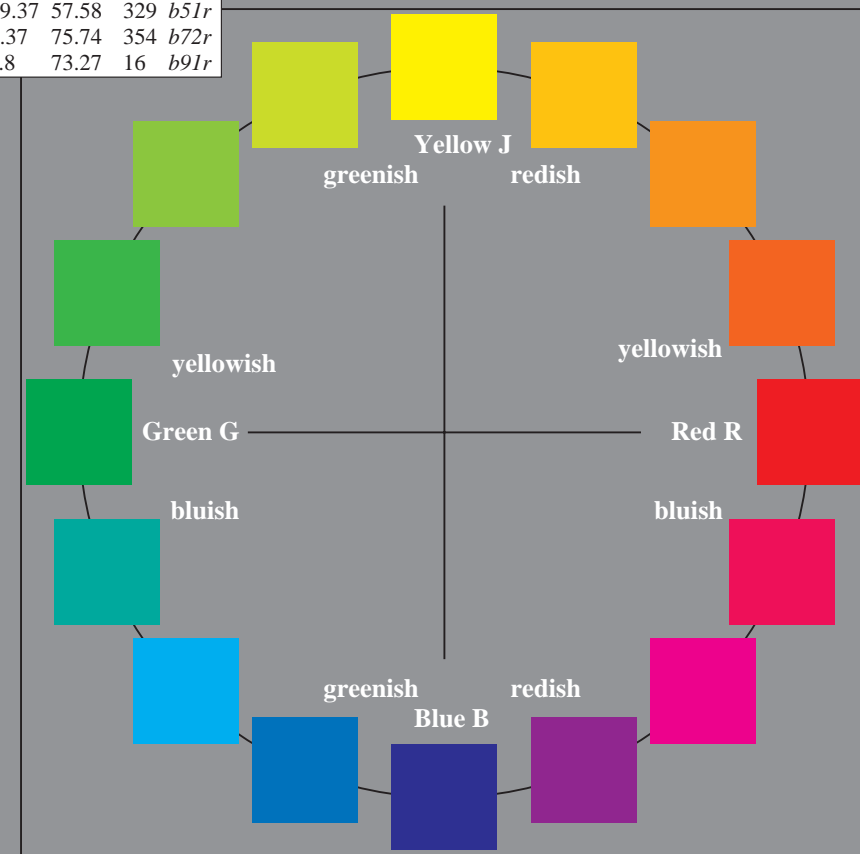
$u^*_d$  and number *no.* = 00 .. 15  
 device hue text:  
 $u^*_d = 16$  hues *o00y, o25y, ..., m50o*  
 contrast reduction factor:  
 $c_R = 1.0$

ORS18_95aM; adapted (a) CIELAB data						
$u^*_d$	$L^*=L^*_a$	$a^*_a$	$b^*_a$	$C^*_{ab,a}$	$h^*_{ab,a}$	$u^*_e$
<i>o00y</i>	47.94	65.39	50.52	82.63	38	<i>r18j</i>
<i>o25y</i>	58.38	46.78	60.66	76.6	52	<i>r40j</i>
<i>o50y</i>	67.98	29.66	69.99	76.02	67	<i>r62j</i>
<i>o75y</i>	78.09	11.63	79.82	80.66	82	<i>r83j</i>
<i>y00l</i>	90.37	-10.27	91.75	92.32	96	<i>j06g</i>
<i>y25l</i>	77.89	-26.88	73.8	78.54	110	<i>j25g</i>
<i>y50l</i>	68.18	-39.82	59.82	71.86	124	<i>j44g</i>
<i>y75l</i>	59.54	-51.32	47.39	69.86	137	<i>j64g</i>
<i>l00c</i>	50.9	-62.84	34.96	71.91	151	<i>j83g</i>
<i>l50c</i>	55.3	-44.33	-10.61	45.58	193	<i>g28b</i>
<i>c00v</i>	58.62	-30.35	-45.02	54.3	236	<i>g67b</i>
<i>c50v</i>	42.16	0.4	-44.72	44.72	271	<i>g98b</i>
<i>v00m</i>	25.72	31.1	-44.41	54.22	305	<i>b29r</i>
<i>v50m</i>	35.07	49.53	-29.37	57.58	329	<i>b51r</i>
<i>m00o</i>	48.13	75.28	-8.37	75.74	354	<i>b72r</i>
<i>m50o</i>	48.04	70.55	19.8	73.27	16	<i>b91r</i>



%Gamut  
 $u^*_{rel} = 93$   
 %Regularity  
 $g^*_{H,rel} = 57$   
 $g^*_{C,rel} = 59$

ORS18_95aM; adapted (a) CIELAB data					
Name	$L^*=L^*_a$	$a^*_a$	$b^*_a$	$C^*_{ab,a}$	$h^*_{ab,a}$
O <sub>Ma</sub>	47.94	65.39	50.52	82.63	38
Y <sub>Ma</sub>	90.37	-10.27	91.75	92.32	96
L <sub>Ma</sub>	50.9	-62.84	34.96	71.91	151
C <sub>Ma</sub>	58.62	-30.35	-45.02	54.3	236
V <sub>Ma</sub>	25.72	31.1	-44.41	54.22	305
M <sub>Ma</sub>	48.13	75.28	-8.37	75.74	354
N <sub>Ma</sub>	18.01	0.0	0.0	0.0	0
W <sub>Ma</sub>	95.41	0.0	0.0	0.0	0
O <sub>CIE</sub>	39.92	58.74	27.99	65.07	25
Y <sub>CIE</sub>	81.26	-2.89	71.56	71.62	92
L <sub>CIE</sub>	52.23	-42.42	13.6	44.55	162
V <sub>CIE</sub>	30.57	1.41	-46.47	46.49	272



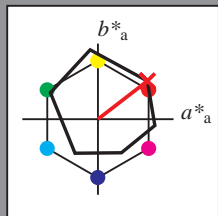
See for similar files: <http://www.ps.bam.de/Ee64/>; [www.ps.bam.de/Ee.HTM](http://www.ps.bam.de/Ee.HTM)  
 Technical information: <http://www.ps.bam.de> Version 2.1, io=1,1, ColSpx=1

BAM registration: 20081001-Ee64/10L/L64E00NP.PS/ .PDF BAM material: code=rh4ta  
 application for evaluation and measurement of printer or monitor systems

Input and output: Colorimetric Printer Reflective System ORS18\_95aM for relative CIELAB hue  $h^* = lab^*h^* = h_{ab}/360 = 0.105$   
 data for any colour:

$u^*_d = o00y$

$lab^*tch^*$  and  $lab^*icu^*$   
 Hue texts:  
 $u^*_d = o00y$   $u^*_e = r18j$   
 contrast reduction factor:  
 $c_R = 1.0$   
 triangle lightness  $t^*$



ORS18_95aM; adapted (a) CIELAB data						
$u^*_d$	$L^*=L^*_a$	$a^*_a$	$b^*_a$	$C^*_{ab,a}$	$h^*_{ab,a}$	
O <sub>Ma</sub>	47.94	65.39	50.52	82.63	38	
Y <sub>Ma</sub>	90.37	-10.27	91.75	92.32	96	
L <sub>Ma</sub>	50.9	-62.84	34.96	71.91	151	
C <sub>Ma</sub>	58.62	-30.35	-45.02	54.3	236	
V <sub>Ma</sub>	25.72	31.1	-44.41	54.22	305	
M <sub>Ma</sub>	48.13	75.28	-8.37	75.74	354	
N <sub>Ma</sub>	18.01	0.0	0.0	0.0	0	
W <sub>Ma</sub>	95.41	0.0	0.0	0.0	0	
O <sub>Ma</sub>	39.92	58.74	27.99	65.07	25	
Y <sub>Ma</sub>	81.26	-2.89	71.56	71.62	92	
L <sub>Ma</sub>	52.23	-42.42	13.6	44.55	162	
V <sub>Ma</sub>	30.57	1.41	-46.47	46.49	272	

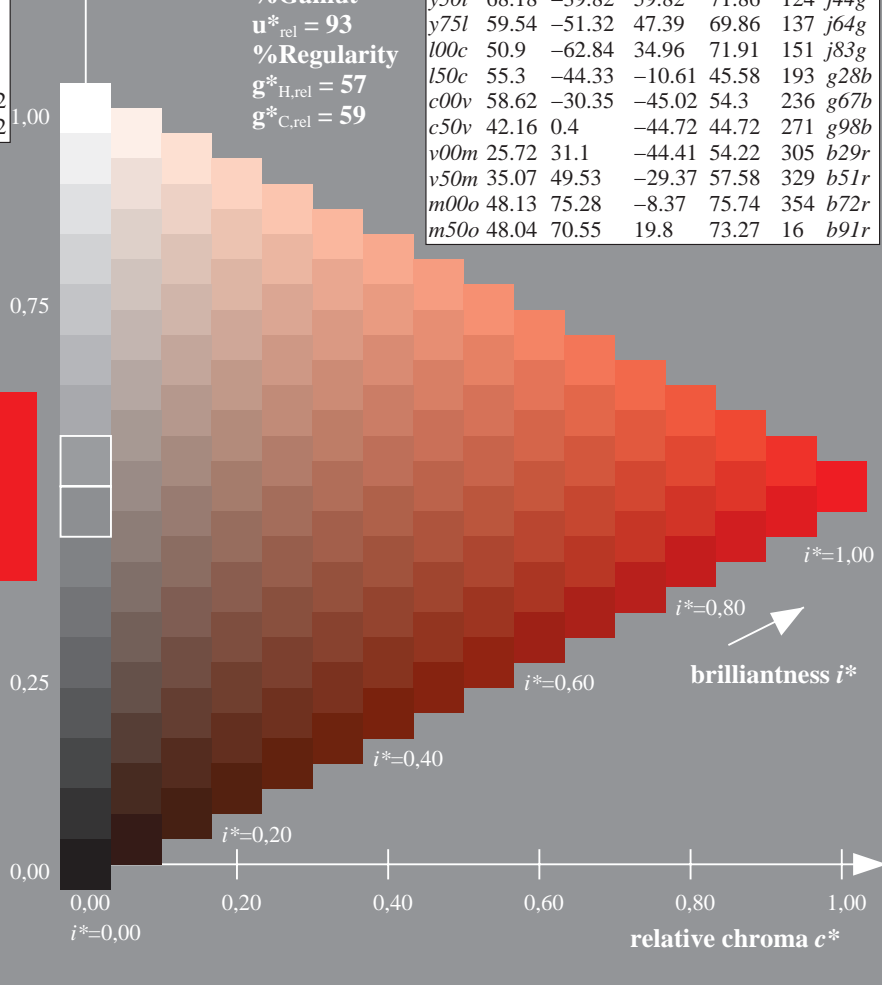
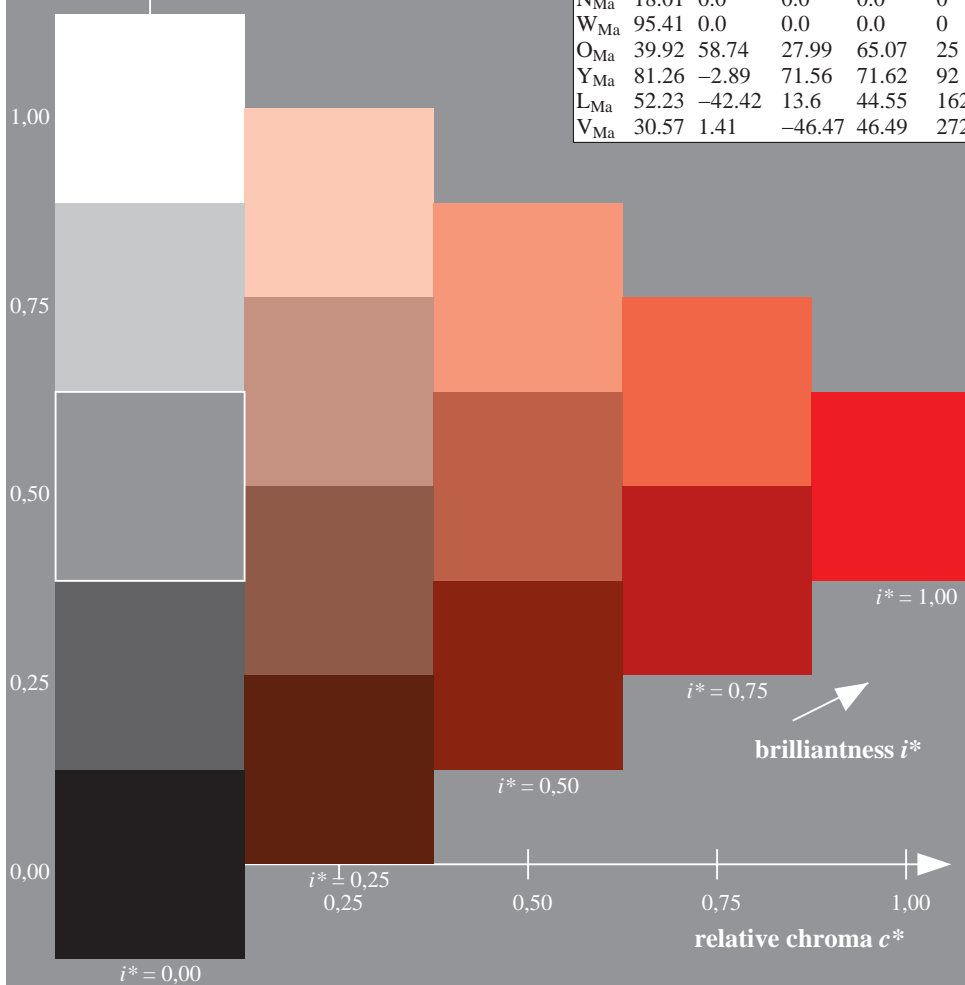
Data for maximum colour (Ma):

$LAB^*LAB^*_{Ma}$ : 48 65 51  
 $LAB^*LCH^*_{Ma}$ : 48 83 37  
 $lab^*olv^*_{Ma}$ : 1.0 0.0 0.0  
 $lab^*rgb^*_{Ma}$ : 1.0 0.18 0.0

ORS18_95aM; adapted (a) CIELAB data							
$u^*_d$	$L^*=L^*_a$	$a^*_a$	$b^*_a$	$C^*_{ab,a}$	$h^*_{ab,a}$	$u^*_e$	
<i>o00y</i>	47.94	65.39	50.52	82.63	38	<i>r18j</i>	
<i>o25y</i>	58.38	46.78	60.66	76.6	52	<i>r40j</i>	
<i>o50y</i>	67.98	29.66	69.99	76.02	67	<i>r62j</i>	
<i>o75y</i>	78.09	11.63	79.82	80.66	82	<i>r83j</i>	
<i>y00l</i>	90.37	-10.27	91.75	92.32	96	<i>j06g</i>	
<i>y25l</i>	77.89	-26.88	73.8	78.54	110	<i>j25g</i>	
<i>y50l</i>	68.18	-39.82	59.82	71.86	124	<i>j44g</i>	
<i>y75l</i>	59.54	-51.32	47.39	69.86	137	<i>j64g</i>	
<i>l00c</i>	50.9	-62.84	34.96	71.91	151	<i>j83g</i>	
<i>l50c</i>	55.3	-44.33	-10.61	45.58	193	<i>g28b</i>	
<i>c00v</i>	58.62	-30.35	-45.02	54.3	236	<i>g67b</i>	
<i>c50v</i>	42.16	0.4	-44.72	44.72	271	<i>g98b</i>	
<i>v00m</i>	25.72	31.1	-44.41	54.22	305	<i>b29r</i>	
<i>v50m</i>	35.07	49.53	-29.37	57.58	329	<i>b51r</i>	
<i>m00o</i>	48.13	75.28	-8.37	75.74	354	<i>b72r</i>	
<i>m50o</i>	48.04	70.55	19.8	73.27	16	<i>b91r</i>	

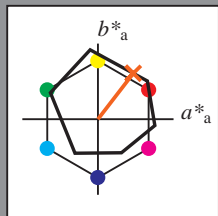
triangle lightness  $t^*$

%Gamut  
 $u^*_{rel} = 93$   
 %Regularity  
 $g^*_{H,rel} = 57$   
 $g^*_{C,rel} = 59$



Input and output: Colorimetric Printer Reflective System ORS18\_95aM for relative CIELAB hue  $h^* = lab^*h^* = h_{ab}^*/360 = 0.145$   
 data for any colour:

$lab^*tch^*$  and  $lab^*icu^*$   
 Hue texts:  
 $u^*_d = o25y$   $u^*_e = r40j$   
 contrast reduction factor:  
 $c_R = 1.0$   
 triangle lightness  $t^*$



ORS18_95aM; adapted (a) CIELAB data						
$u^*_d$	$L^*=L^*_a$	$a^*_a$	$b^*_a$	$C^*_{ab,a}$	$h^*_{ab,a}$	
O <sub>Ma</sub>	47.94	65.39	50.52	82.63	38	
Y <sub>Ma</sub>	90.37	-10.27	91.75	92.32	96	
L <sub>Ma</sub>	50.9	-62.84	34.96	71.91	151	
C <sub>Ma</sub>	58.62	-30.35	-45.02	54.3	236	
V <sub>Ma</sub>	25.72	31.1	-44.41	54.22	305	
M <sub>Ma</sub>	48.13	75.28	-8.37	75.74	354	
N <sub>Ma</sub>	18.01	0.0	0.0	0.0	0	
W <sub>Ma</sub>	95.41	0.0	0.0	0.0	0	
O <sub>Ma</sub>	39.92	58.74	27.99	65.07	25	
Y <sub>Ma</sub>	81.26	-2.89	71.56	71.62	92	
L <sub>Ma</sub>	52.23	-42.42	13.6	44.55	162	
V <sub>Ma</sub>	30.57	1.41	-46.47	46.49	272	

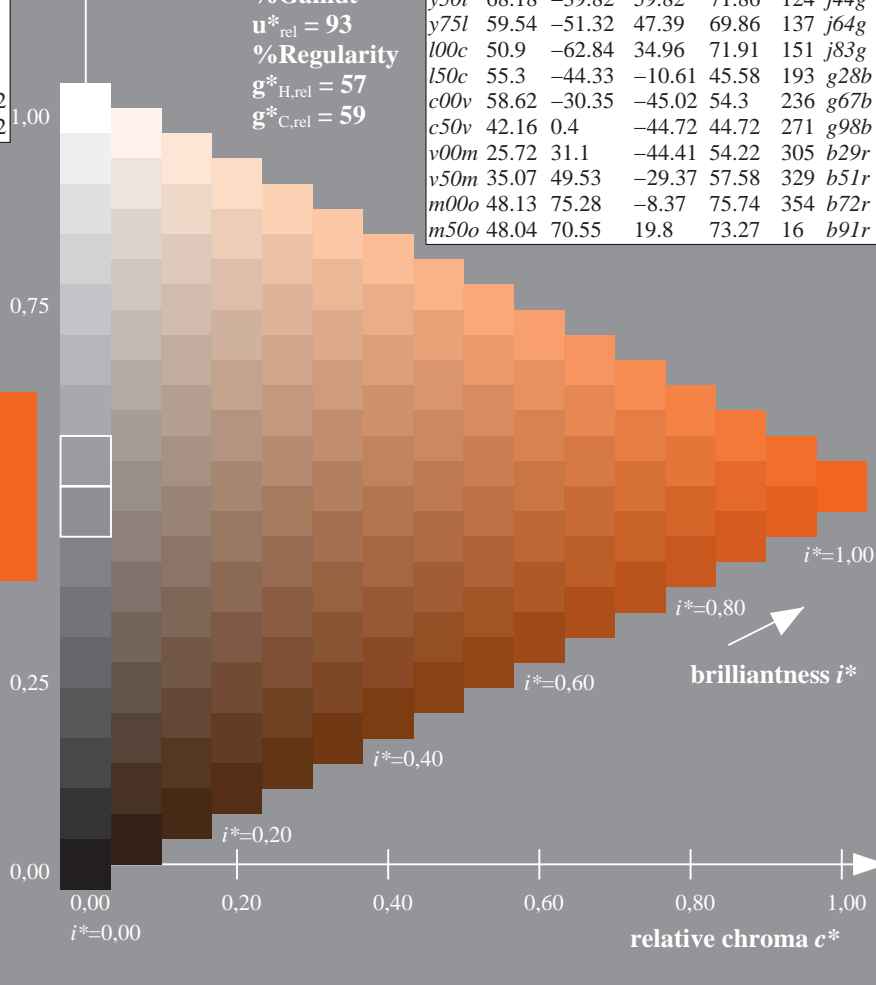
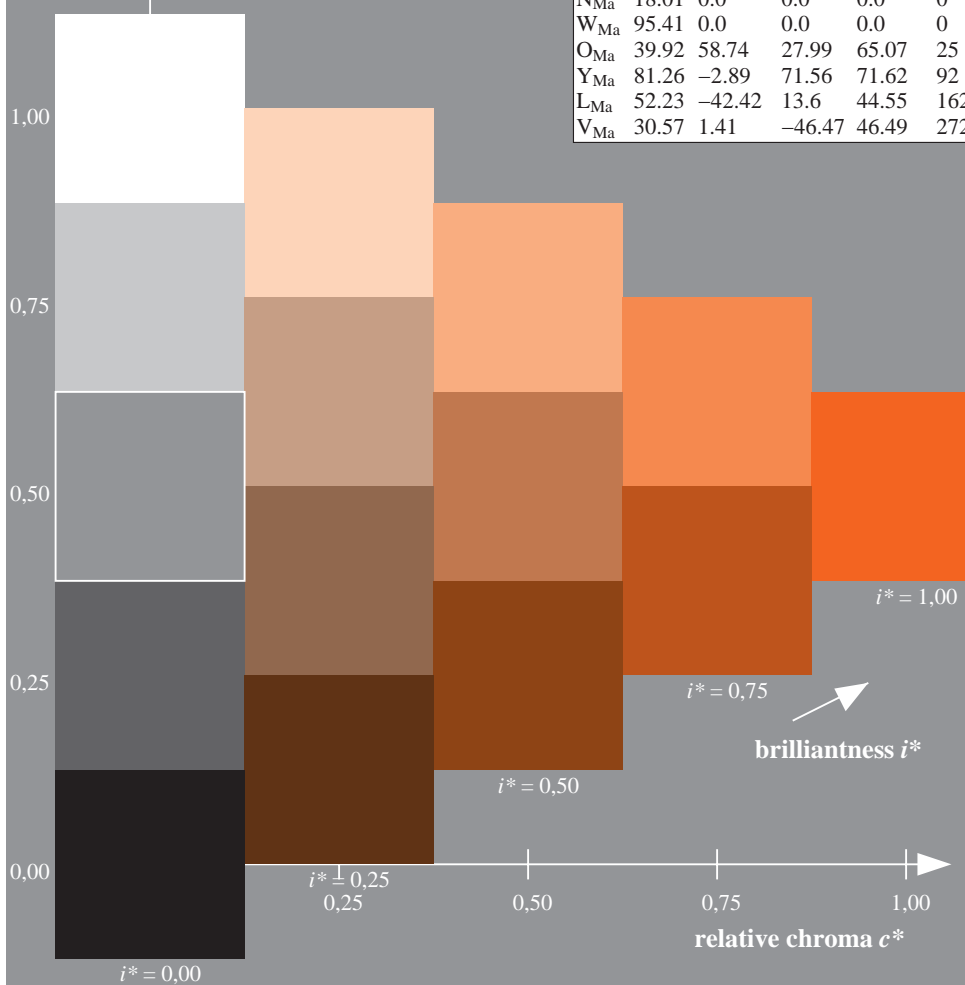
Data for maximum colour (Ma):

$LAB^*LAB^*_{Ma}$ : 58 47 61  
 $LAB^*LCH^*_{Ma}$ : 58 77 52  
 $lab^*olv^*_{Ma}$ : 1.0 0.25 0.0  
 $lab^*rgb^*_{Ma}$ : 1.0 0.4 0.0

ORS18_95aM; adapted (a) CIELAB data							
$u^*_d$	$L^*=L^*_a$	$a^*_a$	$b^*_a$	$C^*_{ab,a}$	$h^*_{ab,a}$	$u^*_e$	
o00y	47.94	65.39	50.52	82.63	38	r18j	
o25y	58.38	46.78	60.66	76.6	52	r40j	
o50y	67.98	29.66	69.99	76.02	67	r62j	
o75y	78.09	11.63	79.82	80.66	82	r83j	
y00l	90.37	-10.27	91.75	92.32	96	j06g	
y25l	77.89	-26.88	73.8	78.54	110	j25g	
y50l	68.18	-39.82	59.82	71.86	124	j44g	
y75l	59.54	-51.32	47.39	69.86	137	j64g	
l00c	50.9	-62.84	34.96	71.91	151	j83g	
l50c	55.3	-44.33	-10.61	45.58	193	g28b	
c00v	58.62	-30.35	-45.02	54.3	236	g67b	
c50v	42.16	0.4	-44.72	44.72	271	g98b	
v00m	25.72	31.1	-44.41	54.22	305	b29r	
v50m	35.07	49.53	-29.37	57.58	329	b51r	
m00o	48.13	75.28	-8.37	75.74	354	b72r	
m50o	48.04	70.55	19.8	73.27	16	b91r	

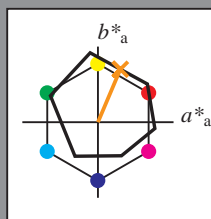
triangle lightness  $t^*$

%Gamut  
 $u^*_{rel} = 93$   
 %Regularity  
 $g^*_{H,rel} = 57$   
 $g^*_{C,rel} = 59$



Input and output: Colorimetric Printer Reflective System ORS18\_95aM for relative CIELAB hue  $h^* = lab^*h^* = h_{ab}/360 = 0.186$   
 data for any colour:

$lab^*tch^*$  and  $lab^*icu^*$   
 Hue texts:  
 $u^*_d = o50y$   $u^*_e = r62j$   
 contrast reduction factor:  
 $c_R = 1.0$   
 triangle lightness  $t^*$



ORS18_95aM; adapted (a) CIELAB data						
$u^*_d$	$L^*=L^*_a$	$a^*_a$	$b^*_a$	$C^*_{ab,a}$	$h^*_{ab,a}$	
O <sub>Ma</sub>	47.94	65.39	50.52	82.63	38	
Y <sub>Ma</sub>	90.37	-10.27	91.75	92.32	96	
L <sub>Ma</sub>	50.9	-62.84	34.96	71.91	151	
C <sub>Ma</sub>	58.62	-30.35	-45.02	54.3	236	
V <sub>Ma</sub>	25.72	31.1	-44.41	54.22	305	
M <sub>Ma</sub>	48.13	75.28	-8.37	75.74	354	
N <sub>Ma</sub>	18.01	0.0	0.0	0.0	0	
W <sub>Ma</sub>	95.41	0.0	0.0	0.0	0	
O <sub>Ma</sub>	39.92	58.74	27.99	65.07	25	
Y <sub>Ma</sub>	81.26	-2.89	71.56	71.62	92	
L <sub>Ma</sub>	52.23	-42.42	13.6	44.55	162	
V <sub>Ma</sub>	30.57	1.41	-46.47	46.49	272	

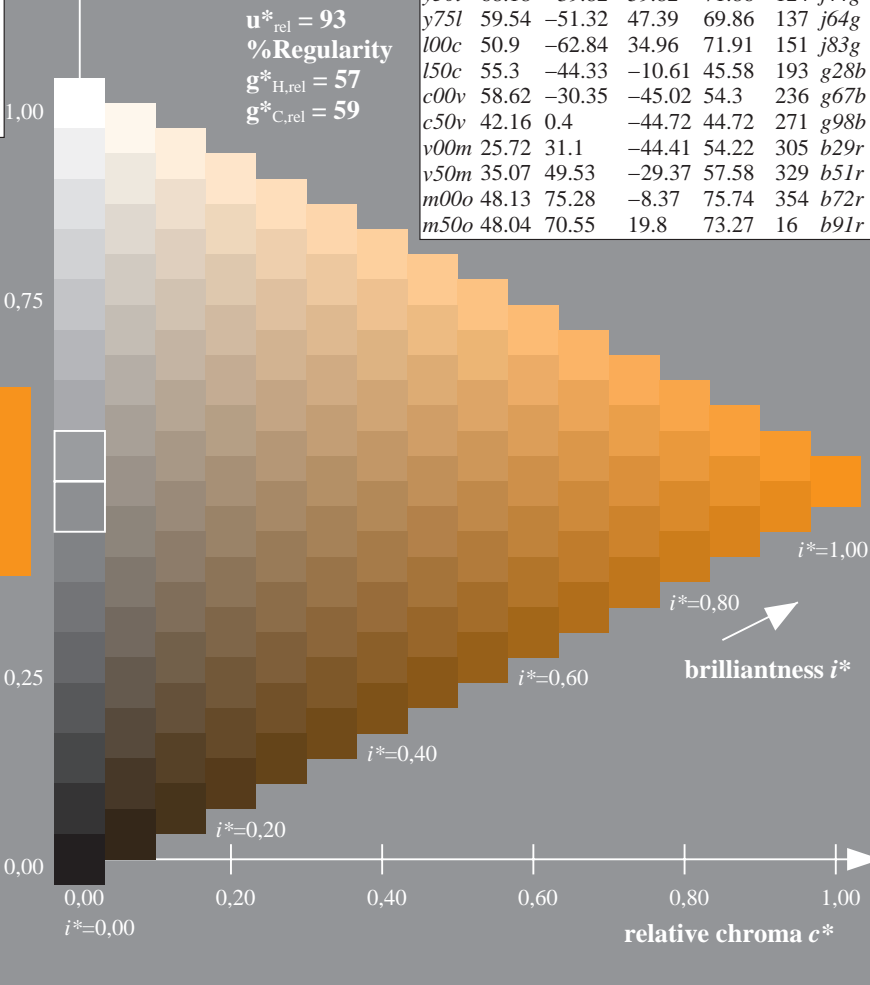
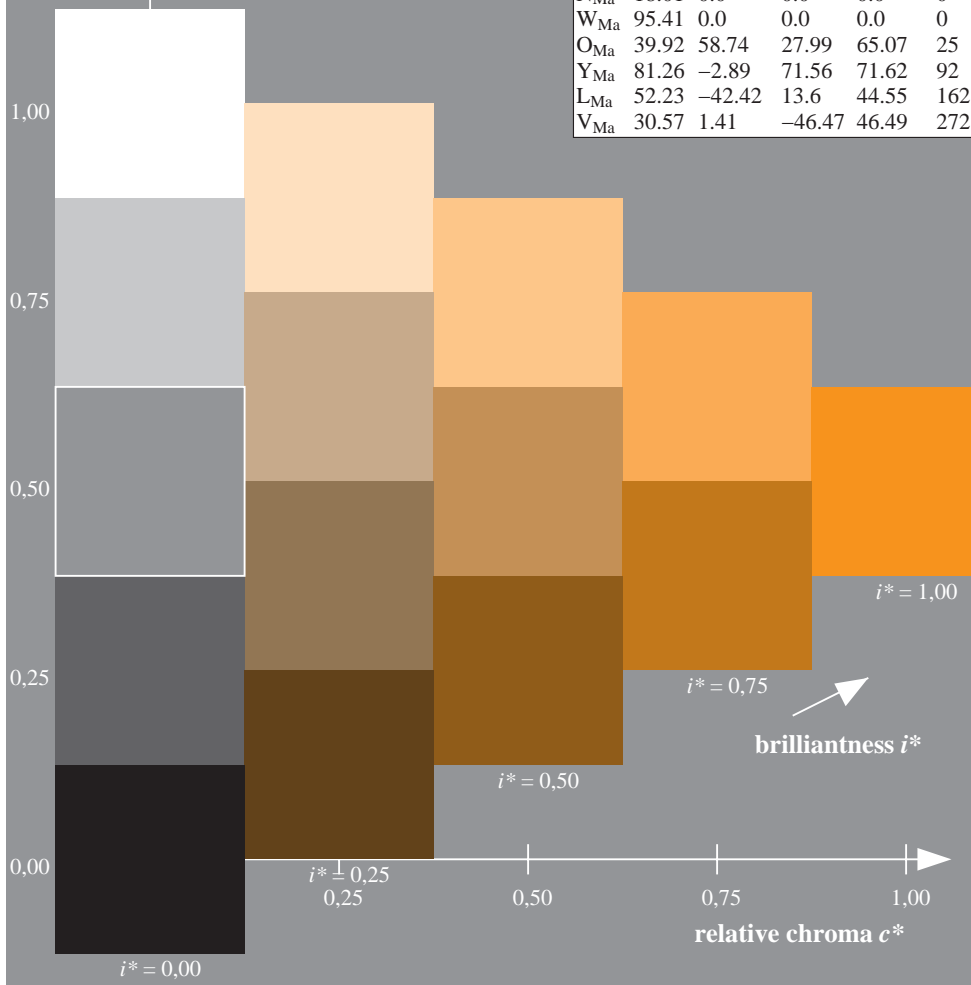
Data for maximum colour (Ma):

$LAB^*LAB^*_{Ma}$ : 68 30 70  
 $LAB^*LCH^*_{Ma}$ : 68 76 67  
 $lab^*olv^*_{Ma}$ : 1.0 0.5 0.0  
 $lab^*rgb^*_{Ma}$ : 1.0 0.62 0.0

ORS18_95aM; adapted (a) CIELAB data							
$u^*_d$	$L^*=L^*_a$	$a^*_a$	$b^*_a$	$C^*_{ab,a}$	$h^*_{ab,a}$	$u^*_e$	
o00y	47.94	65.39	50.52	82.63	38	r18j	
o25y	58.38	46.78	60.66	76.6	52	r40j	
o50y	67.98	29.66	69.99	76.02	67	r62j	
o75y	78.09	11.63	79.82	80.66	82	r83j	
y00l	90.37	-10.27	91.75	92.32	96	j06g	
y25l	77.89	-26.88	73.8	78.54	110	j25g	
y50l	68.18	-39.82	59.82	71.86	124	j44g	
y75l	59.54	-51.32	47.39	69.86	137	j64g	
l00c	50.9	-62.84	34.96	71.91	151	j83g	
l50c	55.3	-44.33	-10.61	45.58	193	g28b	
c00v	58.62	-30.35	-45.02	54.3	236	g67b	
c50v	42.16	0.4	-44.72	44.72	271	g98b	
v00m	25.72	31.1	-44.41	54.22	305	b29r	
v50m	35.07	49.53	-29.37	57.58	329	b51r	
m00o	48.13	75.28	-8.37	75.74	354	b72r	
m50o	48.04	70.55	19.8	73.27	16	b91r	

triangle lightness  $t^*$

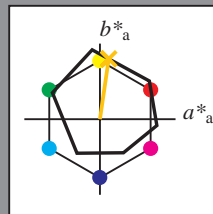
%Gamut  
 $u^*_{rel} = 93$   
 %Regularity  
 $g^*_{H,rel} = 57$   
 $g^*_{C,rel} = 59$



Input and output: Colorimetric Printer Reflective System ORS18\_95aM for relative CIELAB hue  $h^* = lab^*h^* = h_{ab}/360 = 0.227$

$u^*_d = o75y$

data for any colour:  
 $lab^*tch^*$  and  $lab^*icu^*$   
 Hue texts:  
 $u^*_d = o75y$   $u^*_e = r83j$   
 contrast reduction factor:  
 $c_R = 1.0$   
 triangle lightness  $t^*$



ORS18_95aM; adapted (a) CIELAB data						
$u^*_d$	$L^*=L^*_a$	$a^*_a$	$b^*_a$	$C^*_{ab,a}$	$h^*_{ab,a}$	
O <sub>Ma</sub>	47.94	65.39	50.52	82.63	38	
Y <sub>Ma</sub>	90.37	-10.27	91.75	92.32	96	
L <sub>Ma</sub>	50.9	-62.84	34.96	71.91	151	
C <sub>Ma</sub>	58.62	-30.35	-45.02	54.3	236	
V <sub>Ma</sub>	25.72	31.1	-44.41	54.22	305	
M <sub>Ma</sub>	48.13	75.28	-8.37	75.74	354	
N <sub>Ma</sub>	18.01	0.0	0.0	0.0	0	
W <sub>Ma</sub>	95.41	0.0	0.0	0.0	0	
O <sub>Ma</sub>	39.92	58.74	27.99	65.07	25	
Y <sub>Ma</sub>	81.26	-2.89	71.56	71.62	92	
L <sub>Ma</sub>	52.23	-42.42	13.6	44.55	162	
V <sub>Ma</sub>	30.57	1.41	-46.47	46.49	272	

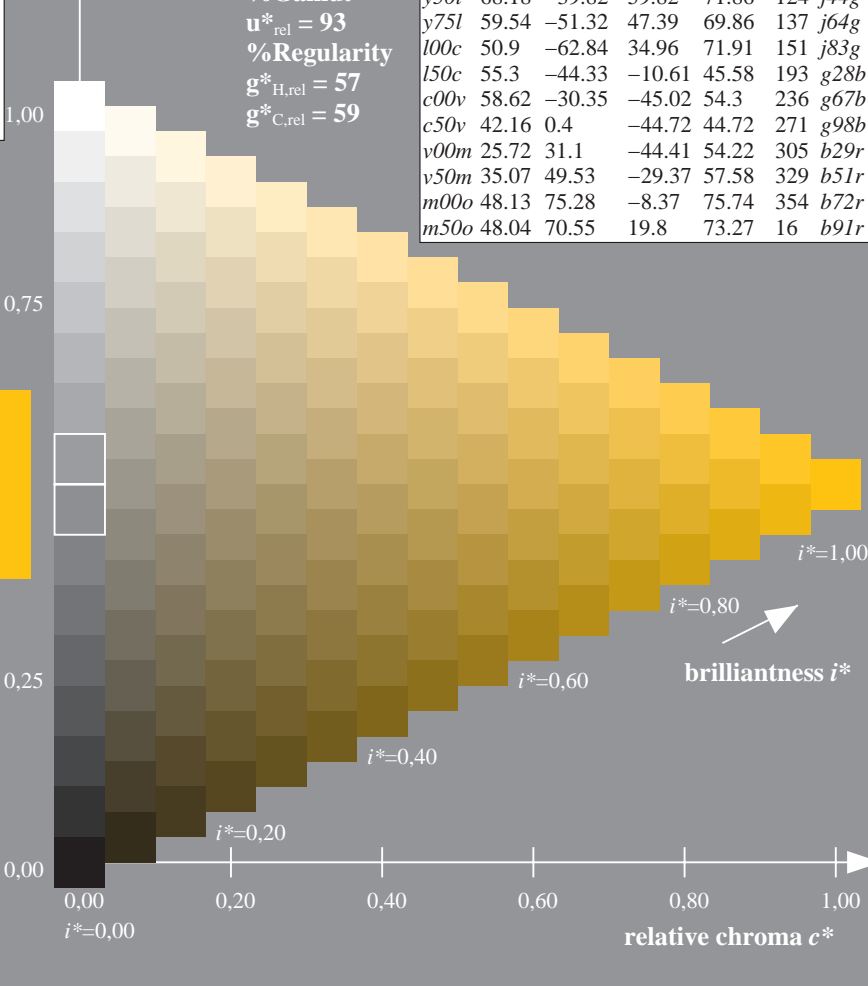
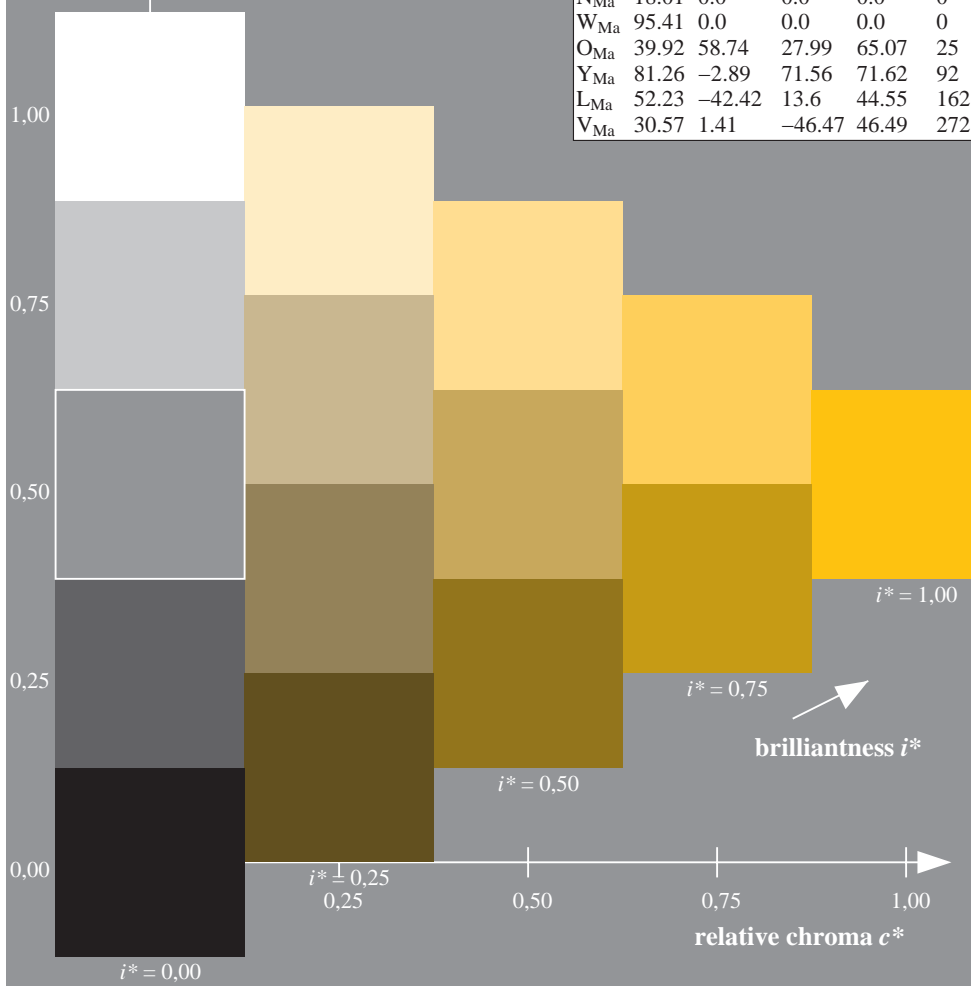
Data for maximum colour (Ma):

$LAB^*LAB^*_{Ma}$ : 78 12 80  
 $LAB^*LCH^*_{Ma}$ : 78 81 81  
 $lab^*olv^*_{Ma}$ : 1.0 0.75 0.0  
 $lab^*rgb^*_{Ma}$ : 1.0 0.84 0.0

ORS18_95aM; adapted (a) CIELAB data						
$u^*_d$	$L^*=L^*_a$	$a^*_a$	$b^*_a$	$C^*_{ab,a}$	$h^*_{ab,a}$	$u^*_e$
o00y	47.94	65.39	50.52	82.63	38	r18j
o25y	58.38	46.78	60.66	76.6	52	r40j
o50y	67.98	29.66	69.99	76.02	67	r62j
o75y	78.09	11.63	79.82	80.66	82	r83j
y00l	90.37	-10.27	91.75	92.32	96	j06g
y25l	77.89	-26.88	73.8	78.54	110	j25g
y50l	68.18	-39.82	59.82	71.86	124	j44g
y75l	59.54	-51.32	47.39	69.86	137	j64g
l00c	50.9	-62.84	34.96	71.91	151	j83g
l50c	55.3	-44.33	-10.61	45.58	193	g28b
c00v	58.62	-30.35	-45.02	54.3	236	g67b
c50v	42.16	0.4	-44.72	44.72	271	g98b
v00m	25.72	31.1	-44.41	54.22	305	b29r
v50m	35.07	49.53	-29.37	57.58	329	b51r
m00o	48.13	75.28	-8.37	75.74	354	b72r
m50o	48.04	70.55	19.8	73.27	16	b91r

triangle lightness  $t^*$

%Gamut  
 $u^*_{rel} = 93$   
 %Regularity  
 $g^*_{H,rel} = 57$   
 $g^*_{C,rel} = 59$

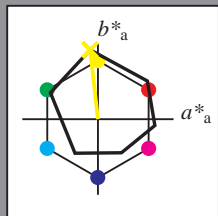


See for similar files: <http://www.ps.bam.de/Ee64/>; [www.ps.bam.de/Ee64/](http://www.ps.bam.de/Ee64/); [www.ps.bam.de/Ee64/](http://www.ps.bam.de/Ee64/)  
 Technical information: <http://www.ps.bam.de> Version 2.1, io=1,1, ColSpX=1

BAM registration: 20081001-Ee64/10L/L64E00NP.PS/.PDF BAM material: code=rhadata  
 application for evaluation and measurement of printer or monitor systems

Input and output: Colorimetric Printer Reflective System ORS18\_95aM for relative CIELAB hue  $h^* = lab^*h^* = h_{ab}/360 = 0.268$   
 data for any colour:

$lab^*tch^*$  and  $lab^*icu^*$   
 Hue texts:  
 $u^*_d = y00l$   $u^*_e = j06g$   
 contrast reduction factor:  
 $c_R = 1.0$   
 triangle lightness  $t^*$



ORS18_95aM; adapted (a) CIELAB data						
$u^*_d$	$L^*=L^*_a$	$a^*_a$	$b^*_a$	$C^*_{ab,a}$	$h^*_{ab,a}$	
O <sub>Ma</sub>	47.94	65.39	50.52	82.63	38	
Y <sub>Ma</sub>	90.37	-10.27	91.75	92.32	96	
L <sub>Ma</sub>	50.9	-62.84	34.96	71.91	151	
C <sub>Ma</sub>	58.62	-30.35	-45.02	54.3	236	
V <sub>Ma</sub>	25.72	31.1	-44.41	54.22	305	
M <sub>Ma</sub>	48.13	75.28	-8.37	75.74	354	
N <sub>Ma</sub>	18.01	0.0	0.0	0.0	0	
W <sub>Ma</sub>	95.41	0.0	0.0	0.0	0	
O <sub>Ma</sub>	39.92	58.74	27.99	65.07	25	
Y <sub>Ma</sub>	81.26	-2.89	71.56	71.62	92	
L <sub>Ma</sub>	52.23	-42.42	13.6	44.55	162	
V <sub>Ma</sub>	30.57	1.41	-46.47	46.49	272	

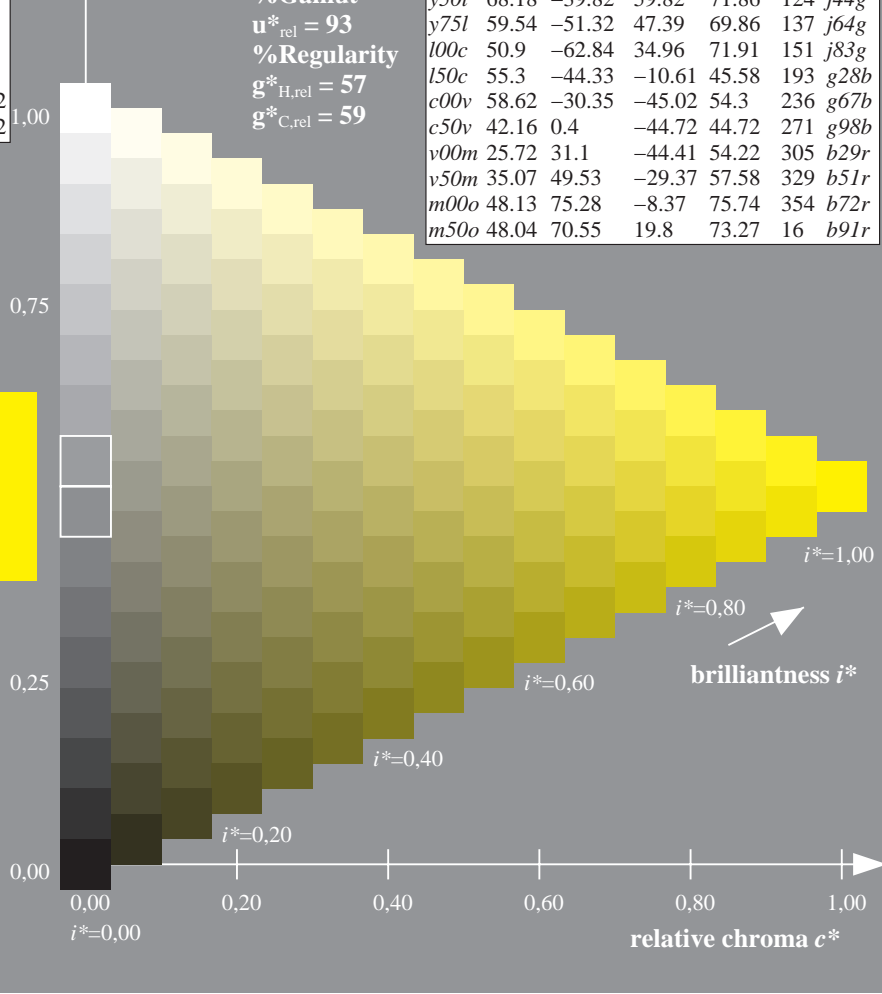
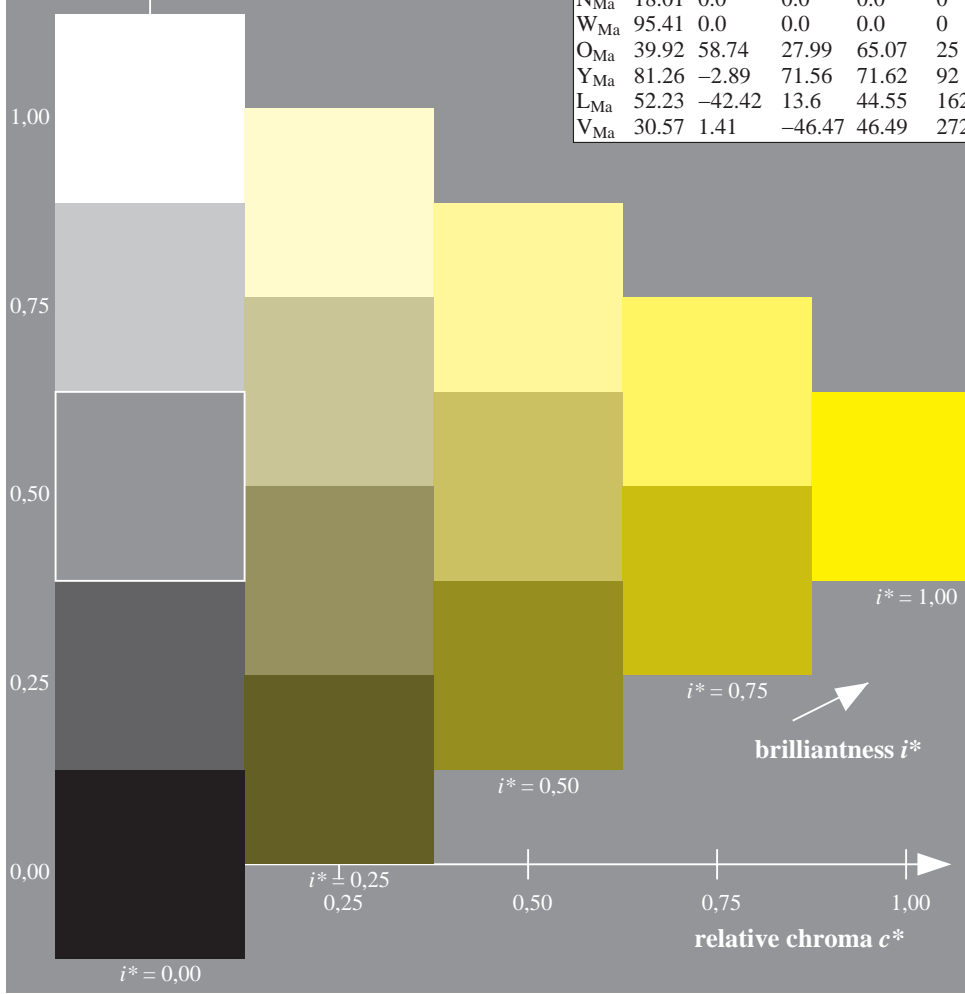
Data for maximum colour (Ma):

$LAB^*LAB^*_{Ma}$ : 90 -10 92  
 $LAB^*LCH^*_{Ma}$ : 90 92 96  
 $lab^*olv^*_{Ma}$ : 1.0 1.0 0.0  
 $lab^*rgb^*_{Ma}$ : 0.94 1.0 0.0

ORS18_95aM; adapted (a) CIELAB data							
$u^*_d$	$L^*=L^*_a$	$a^*_a$	$b^*_a$	$C^*_{ab,a}$	$h^*_{ab,a}$	$u^*_e$	
o00y	47.94	65.39	50.52	82.63	38	r18j	
o25y	58.38	46.78	60.66	76.6	52	r40j	
o50y	67.98	29.66	69.99	76.02	67	r62j	
o75y	78.09	11.63	79.82	80.66	82	r83j	
y00l	90.37	-10.27	91.75	92.32	96	j06g	
y25l	77.89	-26.88	73.8	78.54	110	j25g	
y50l	68.18	-39.82	59.82	71.86	124	j44g	
y75l	59.54	-51.32	47.39	69.86	137	j64g	
l00c	50.9	-62.84	34.96	71.91	151	j83g	
l50c	55.3	-44.33	-10.61	45.58	193	g28b	
c00v	58.62	-30.35	-45.02	54.3	236	g67b	
c50v	42.16	0.4	-44.72	44.72	271	g98b	
v00m	25.72	31.1	-44.41	54.22	305	b29r	
v50m	35.07	49.53	-29.37	57.58	329	b51r	
m00o	48.13	75.28	-8.37	75.74	354	b72r	
m50o	48.04	70.55	19.8	73.27	16	b91r	

triangle lightness  $t^*$

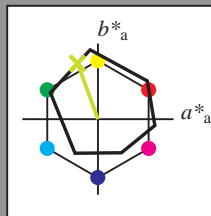
%Gamut  
 $u^*_{rel} = 93$   
 %Regularity  
 $g^*_{H,rel} = 57$   
 $g^*_{C,rel} = 59$





Input and output: Colorimetric Printer Reflective System ORS18\_95aM for relative CIELAB hue  $h^* = lab^*h^* = h_{ab}/360 = 0.306$   
 data for any colour:

$lab^*tch^*$  and  $lab^*icu^*$   
 Hue texts:  
 $u^*_d = y25l$   $u^*_e = j25g$   
 contrast reduction factor:  
 $c_R = 1.0$   
 triangle lightness  $t^*$



ORS18_95aM; adapted (a) CIELAB data						
$u^*_d$	$L^*=L^*_a$	$a^*_a$	$b^*_a$	$C^*_{ab,a}$	$h^*_{ab,a}$	
O <sub>Ma</sub>	47.94	65.39	50.52	82.63	38	
Y <sub>Ma</sub>	90.37	-10.27	91.75	92.32	96	
L <sub>Ma</sub>	50.9	-62.84	34.96	71.91	151	
C <sub>Ma</sub>	58.62	-30.35	-45.02	54.3	236	
V <sub>Ma</sub>	25.72	31.1	-44.41	54.22	305	
M <sub>Ma</sub>	48.13	75.28	-8.37	75.74	354	
N <sub>Ma</sub>	18.01	0.0	0.0	0.0	0	
W <sub>Ma</sub>	95.41	0.0	0.0	0.0	0	
O <sub>Ma</sub>	39.92	58.74	27.99	65.07	25	
Y <sub>Ma</sub>	81.26	-2.89	71.56	71.62	92	
L <sub>Ma</sub>	52.23	-42.42	13.6	44.55	162	
V <sub>Ma</sub>	30.57	1.41	-46.47	46.49	272	

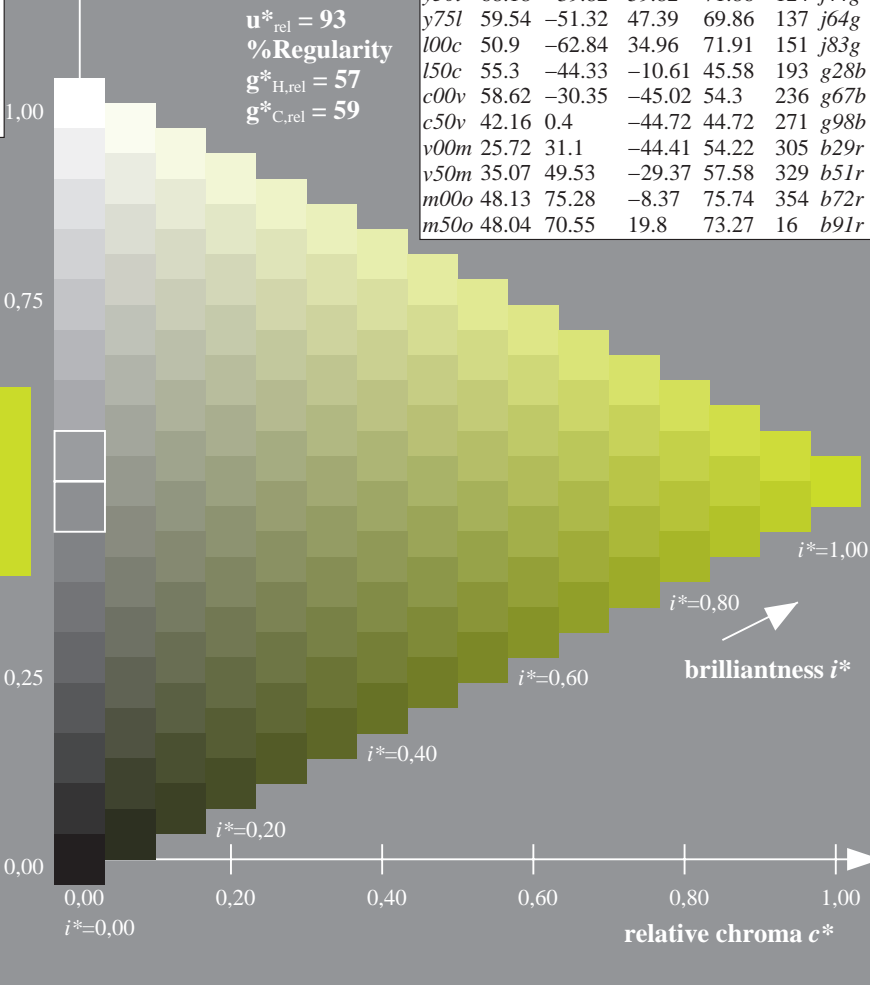
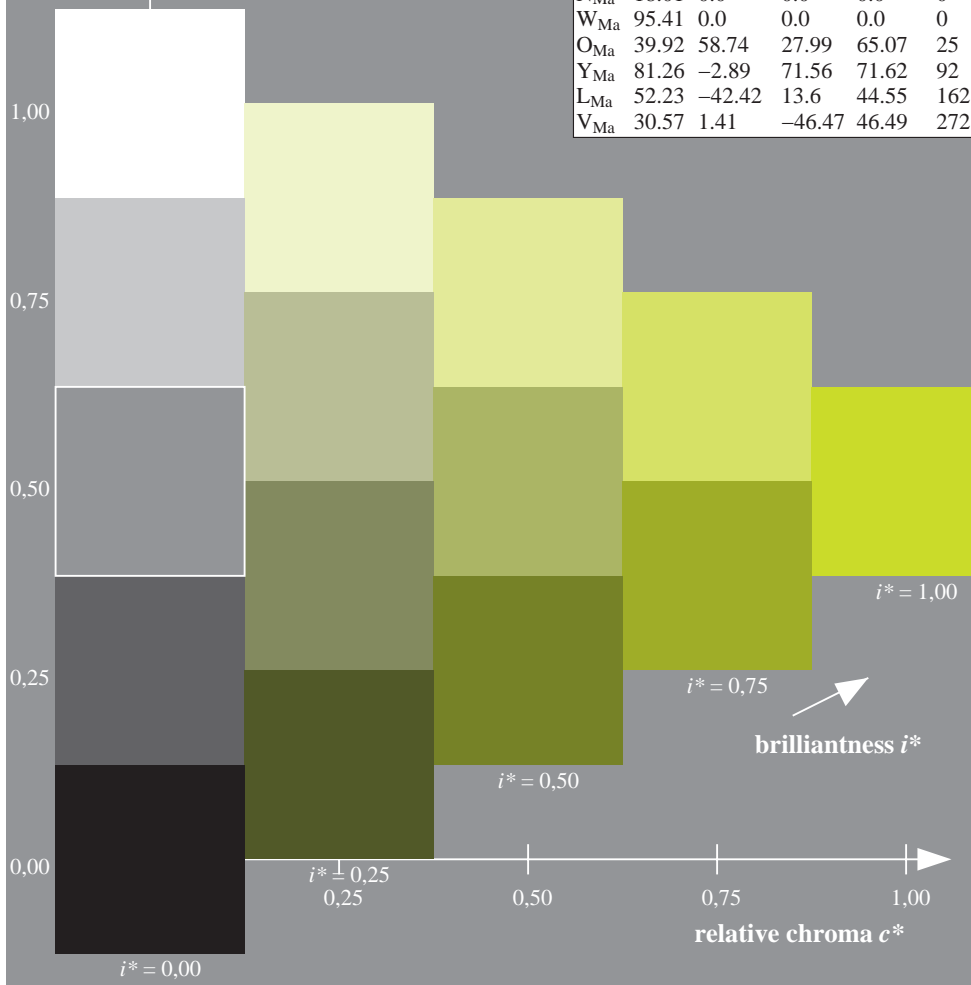
Data for maximum colour (Ma):

$LAB^*LAB^*_{Ma}$ : 78 -27 74  
 $LAB^*LCH^*_{Ma}$ : 78 79 110  
 $lab^*olv^*_{Ma}$ : 0.75 1.0 0.0  
 $lab^*rgb^*_{Ma}$ : 0.75 1.0 0.0

ORS18_95aM; adapted (a) CIELAB data							
$u^*_d$	$L^*=L^*_a$	$a^*_a$	$b^*_a$	$C^*_{ab,a}$	$h^*_{ab,a}$	$u^*_e$	
o00y	47.94	65.39	50.52	82.63	38	r18j	
o25y	58.38	46.78	60.66	76.6	52	r40j	
o50y	67.98	29.66	69.99	76.02	67	r62j	
o75y	78.09	11.63	79.82	80.66	82	r83j	
y00l	90.37	-10.27	91.75	92.32	96	j06g	
y25l	77.89	-26.88	73.8	78.54	110	j25g	
y50l	68.18	-39.82	59.82	71.86	124	j44g	
y75l	59.54	-51.32	47.39	69.86	137	j64g	
l00c	50.9	-62.84	34.96	71.91	151	j83g	
l50c	55.3	-44.33	-10.61	45.58	193	g28b	
c00v	58.62	-30.35	-45.02	54.3	236	g67b	
c50v	42.16	0.4	-44.72	44.72	271	g98b	
v00m	25.72	31.1	-44.41	54.22	305	b29r	
v50m	35.07	49.53	-29.37	57.58	329	b51r	
m00o	48.13	75.28	-8.37	75.74	354	b72r	
m50o	48.04	70.55	19.8	73.27	16	b91r	

triangle lightness  $t^*$

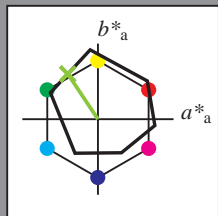
%Gamut  
 $u^*_{rel} = 93$   
 %Regularity  
 $g^*_{H,rel} = 57$   
 $g^*_{C,rel} = 59$



BAM registration: 20081001-Ee64/10L/L64E00NP.PS/.PDF  
 application for evaluation and measurement of printer or monitor systems  
 BAM material: code=rhadata

Input and output: Colorimetric Printer Reflective System ORS18\_95aM for relative CIELAB hue  $h^* = lab^*h^* = h_{ab}/360 = 0.343$   
 data for any colour:

$lab^*tch^*$  and  $lab^*icu^*$   
 Hue texts:  
 $u^*_d = y50l$   $u^*_e = j44g$   
 contrast reduction factor:  
 $c_R = 1.0$   
 triangle lightness  $t^*$



ORS18_95aM; adapted (a) CIELAB data						
$u^*_d$	$L^*=L^*_a$	$a^*_a$	$b^*_a$	$C^*_{ab,a}$	$h^*_{ab,a}$	
O <sub>Ma</sub>	47.94	65.39	50.52	82.63	38	
Y <sub>Ma</sub>	90.37	-10.27	91.75	92.32	96	
L <sub>Ma</sub>	50.9	-62.84	34.96	71.91	151	
C <sub>Ma</sub>	58.62	-30.35	-45.02	54.3	236	
V <sub>Ma</sub>	25.72	31.1	-44.41	54.22	305	
M <sub>Ma</sub>	48.13	75.28	-8.37	75.74	354	
N <sub>Ma</sub>	18.01	0.0	0.0	0.0	0	
W <sub>Ma</sub>	95.41	0.0	0.0	0.0	0	
O <sub>Ma</sub>	39.92	58.74	27.99	65.07	25	
Y <sub>Ma</sub>	81.26	-2.89	71.56	71.62	92	
L <sub>Ma</sub>	52.23	-42.42	13.6	44.55	162	
V <sub>Ma</sub>	30.57	1.41	-46.47	46.49	272	

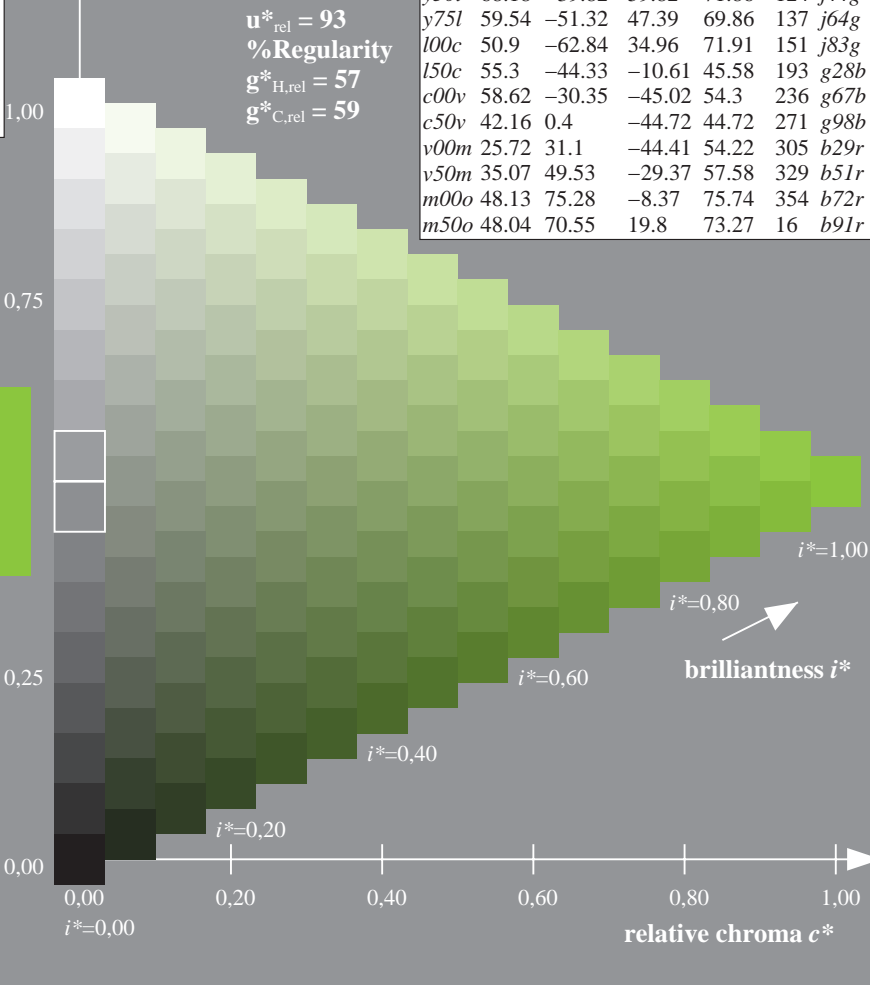
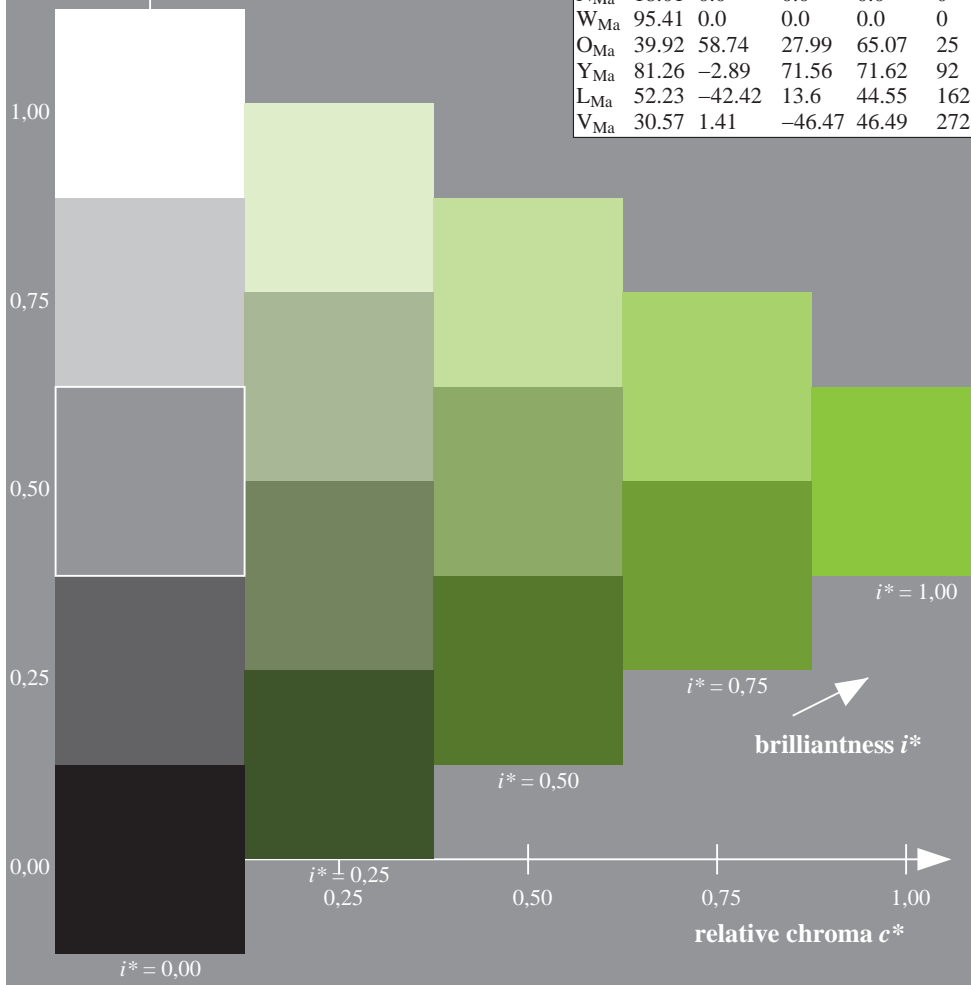
Data for maximum colour (Ma):

$LAB^*LAB^*_{Ma}$ : 68 -40 60  
 $LAB^*LCH^*_{Ma}$ : 68 72 123  
 $lab^*olv^*_{Ma}$ : 0.5 1.0 0.0  
 $lab^*rgb^*_{Ma}$ : 0.55 1.0 0.0

ORS18_95aM; adapted (a) CIELAB data							
$u^*_d$	$L^*=L^*_a$	$a^*_a$	$b^*_a$	$C^*_{ab,a}$	$h^*_{ab,a}$	$u^*_e$	
o00y	47.94	65.39	50.52	82.63	38	r18j	
o25y	58.38	46.78	60.66	76.6	52	r40j	
o50y	67.98	29.66	69.99	76.02	67	r62j	
o75y	78.09	11.63	79.82	80.66	82	r83j	
y00l	90.37	-10.27	91.75	92.32	96	j06g	
y25l	77.89	-26.88	73.8	78.54	110	j25g	
y50l	68.18	-39.82	59.82	71.86	124	j44g	
y75l	59.54	-51.32	47.39	69.86	137	j64g	
l00c	50.9	-62.84	34.96	71.91	151	j83g	
l50c	55.3	-44.33	-10.61	45.58	193	g28b	
c00v	58.62	-30.35	-45.02	54.3	236	g67b	
c50v	42.16	0.4	-44.72	44.72	271	g98b	
v00m	25.72	31.1	-44.41	54.22	305	b29r	
v50m	35.07	49.53	-29.37	57.58	329	b51r	
m00o	48.13	75.28	-8.37	75.74	354	b72r	
m50o	48.04	70.55	19.8	73.27	16	b91r	

triangle lightness  $t^*$

%Gamut  
 $u^*_{rel} = 93$   
 %Regularity  
 $g^*_{H,rel} = 57$   
 $g^*_{C,rel} = 59$



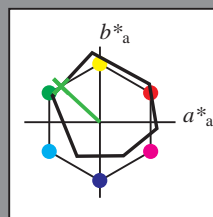
BAM registration: 20081001-Ee64/10L/L64E00NP.PS/.PDF  
 application for evaluation and measurement of printer or monitor systems  
 BAM material: code=rhadata

See for similar files: <http://www.ps.bam.de/Ee64/>; [www.ps.bam.de/Ee64/](http://www.ps.bam.de/Ee64/)  
 Technical information: <http://www.ps.bam.de> Version 2.1, io=1,1, ColSpX=1

Input and output: Colorimetric Printer Reflective System ORS18\_95aM for relative CIELAB hue  $h^* = lab^*h^* = h_{ab}/360 = 0.381$

$u^*_d = y75l$

data for any colour:  
 $lab^*tch^*$  and  $lab^*icu^*$   
 Hue texts:  
 $u^*_d = y75l$   $u^*_e = j64g$   
 contrast reduction factor:  
 $c_R = 1.0$   
 triangle lightness  $t^*$



ORS18_95aM; adapted (a) CIELAB data						
$u^*_d$	$L^*=L^*_a$	$a^*_a$	$b^*_a$	$C^*_{ab,a}$	$h^*_{ab,a}$	
O <sub>Ma</sub>	47.94	65.39	50.52	82.63	38	
Y <sub>Ma</sub>	90.37	-10.27	91.75	92.32	96	
L <sub>Ma</sub>	50.9	-62.84	34.96	71.91	151	
C <sub>Ma</sub>	58.62	-30.35	-45.02	54.3	236	
V <sub>Ma</sub>	25.72	31.1	-44.41	54.22	305	
M <sub>Ma</sub>	48.13	75.28	-8.37	75.74	354	
N <sub>Ma</sub>	18.01	0.0	0.0	0.0	0	
W <sub>Ma</sub>	95.41	0.0	0.0	0.0	0	
O <sub>Ma</sub>	39.92	58.74	27.99	65.07	25	
Y <sub>Ma</sub>	81.26	-2.89	71.56	71.62	92	
L <sub>Ma</sub>	52.23	-42.42	13.6	44.55	162	
V <sub>Ma</sub>	30.57	1.41	-46.47	46.49	272	

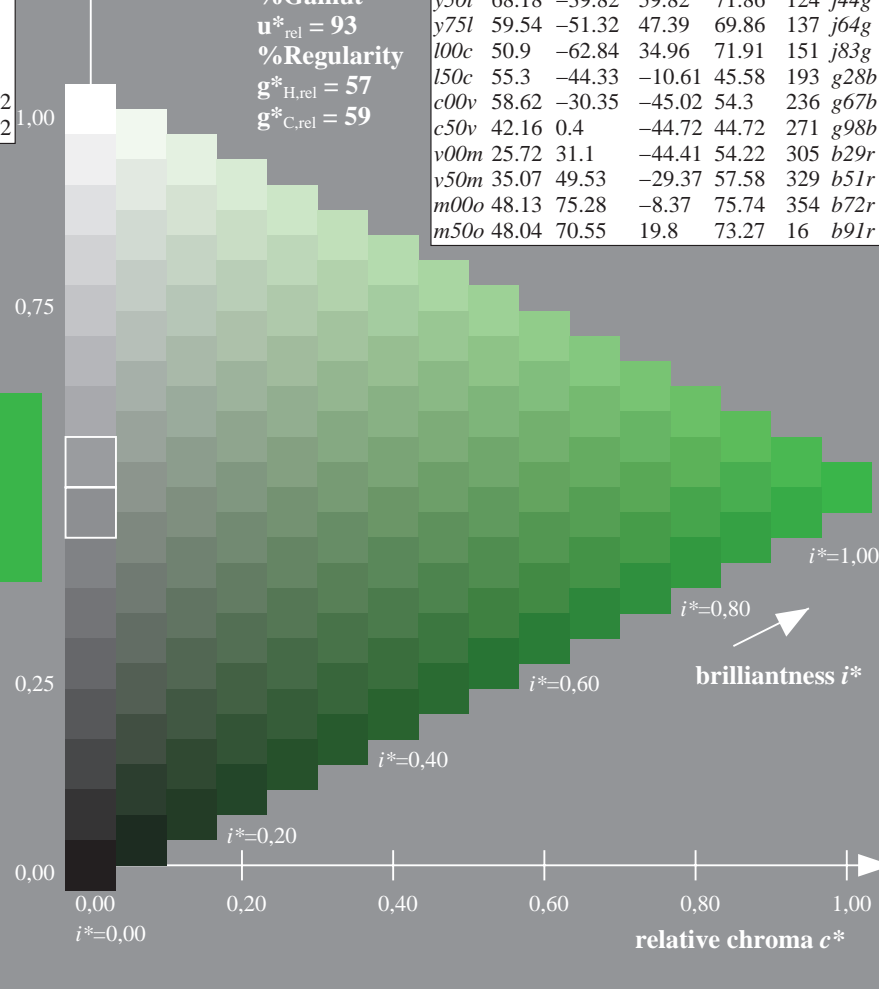
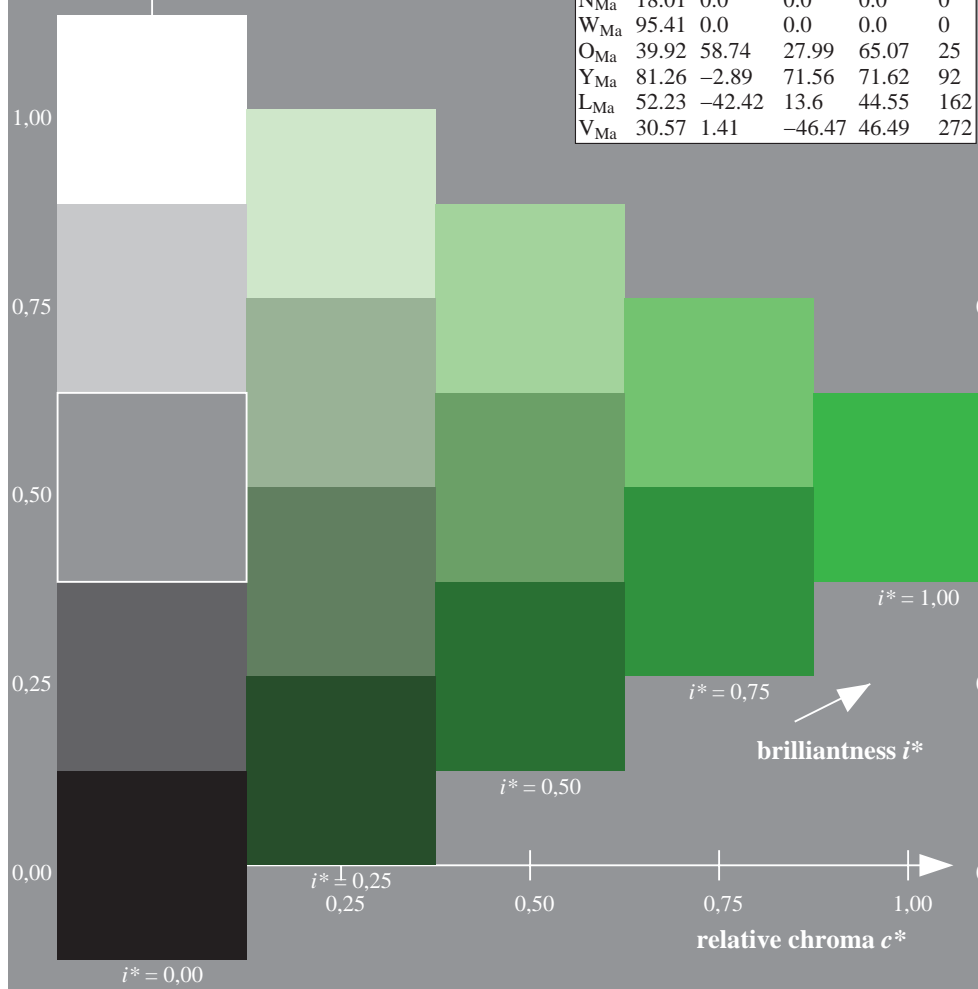
Data for maximum colour (Ma):

$LAB^*LAB^*_{Ma}$ : 60 -51 47  
 $LAB^*LCH^*_{Ma}$ : 60 70 137  
 $lab^*olv^*_{Ma}$ : 0.25 1.0 0.0  
 $lab^*rgb^*_{Ma}$ : 0.36 1.0 0.0

ORS18_95aM; adapted (a) CIELAB data							
$u^*_d$	$L^*=L^*_a$	$a^*_a$	$b^*_a$	$C^*_{ab,a}$	$h^*_{ab,a}$	$u^*_e$	
o00y	47.94	65.39	50.52	82.63	38	r18j	
o25y	58.38	46.78	60.66	76.6	52	r40j	
o50y	67.98	29.66	69.99	76.02	67	r62j	
o75y	78.09	11.63	79.82	80.66	82	r83j	
y00l	90.37	-10.27	91.75	92.32	96	j06g	
y25l	77.89	-26.88	73.8	78.54	110	j25g	
y50l	68.18	-39.82	59.82	71.86	124	j44g	
y75l	59.54	-51.32	47.39	69.86	137	j64g	
l00c	50.9	-62.84	34.96	71.91	151	j83g	
l50c	55.3	-44.33	-10.61	45.58	193	g28b	
c00v	58.62	-30.35	-45.02	54.3	236	g67b	
c50v	42.16	0.4	-44.72	44.72	271	g98b	
v00m	25.72	31.1	-44.41	54.22	305	b29r	
v50m	35.07	49.53	-29.37	57.58	329	b51r	
m00o	48.13	75.28	-8.37	75.74	354	b72r	
m50o	48.04	70.55	19.8	73.27	16	b91r	

triangle lightness  $t^*$

%Gamut  
 $u^*_{rel} = 93$   
 %Regularity  
 $g^*_{H,rel} = 57$   
 $g^*_{C,rel} = 59$

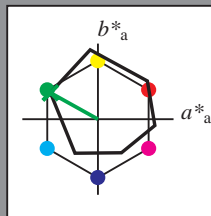


See for similar files: <http://www.ps.bam.de/Ee64/>; [www.ps.bam.de/Ee64/](http://www.ps.bam.de/Ee64/); [www.ps.bam.de/Ee64/](http://www.ps.bam.de/Ee64/)  
 Technical information: <http://www.ps.bam.de> Version 2.1, io=1,1, ColSpX=1

BAM registration: 20081001-Ee64/10L/L64E00NP.PS/.PDF BAM material: code=rhadata  
 application for evaluation and measurement of printer or monitor systems

Input and output: Colorimetric Printer Reflective System ORS18\_95aM for relative CIELAB hue  $h^* = lab^*h^* = h_{ab}/360 = 0.419$   
 data for any colour:

$lab^*tch^*$  and  $lab^*icu^*$   
 Hue texts:  
 $u^*_d = 100c$   $u^*_e = j83g$   
 contrast reduction factor:  
 $c_R = 1.0$   
 triangle lightness  $t^*$



ORS18_95aM; adapted (a) CIELAB data						
$u^*_d$	$L^*=L^*_a$	$a^*_a$	$b^*_a$	$C^*_{ab,a}$	$h^*_{ab,a}$	
O <sub>Ma</sub>	47.94	65.39	50.52	82.63	38	
Y <sub>Ma</sub>	90.37	-10.27	91.75	92.32	96	
L <sub>Ma</sub>	50.9	-62.84	34.96	71.91	151	
C <sub>Ma</sub>	58.62	-30.35	-45.02	54.3	236	
V <sub>Ma</sub>	25.72	31.1	-44.41	54.22	305	
M <sub>Ma</sub>	48.13	75.28	-8.37	75.74	354	
N <sub>Ma</sub>	18.01	0.0	0.0	0.0	0	
W <sub>Ma</sub>	95.41	0.0	0.0	0.0	0	
O <sub>Ma</sub>	39.92	58.74	27.99	65.07	25	
Y <sub>Ma</sub>	81.26	-2.89	71.56	71.62	92	
L <sub>Ma</sub>	52.23	-42.42	13.6	44.55	162	
V <sub>Ma</sub>	30.57	1.41	-46.47	46.49	272	

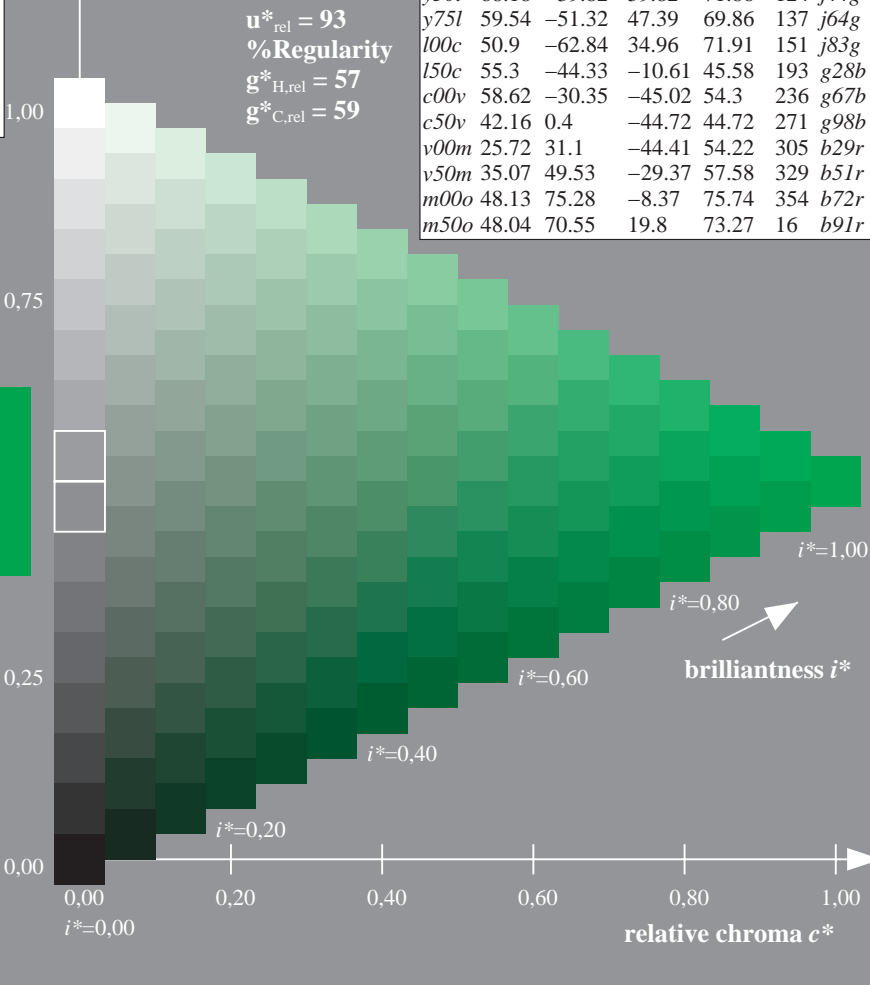
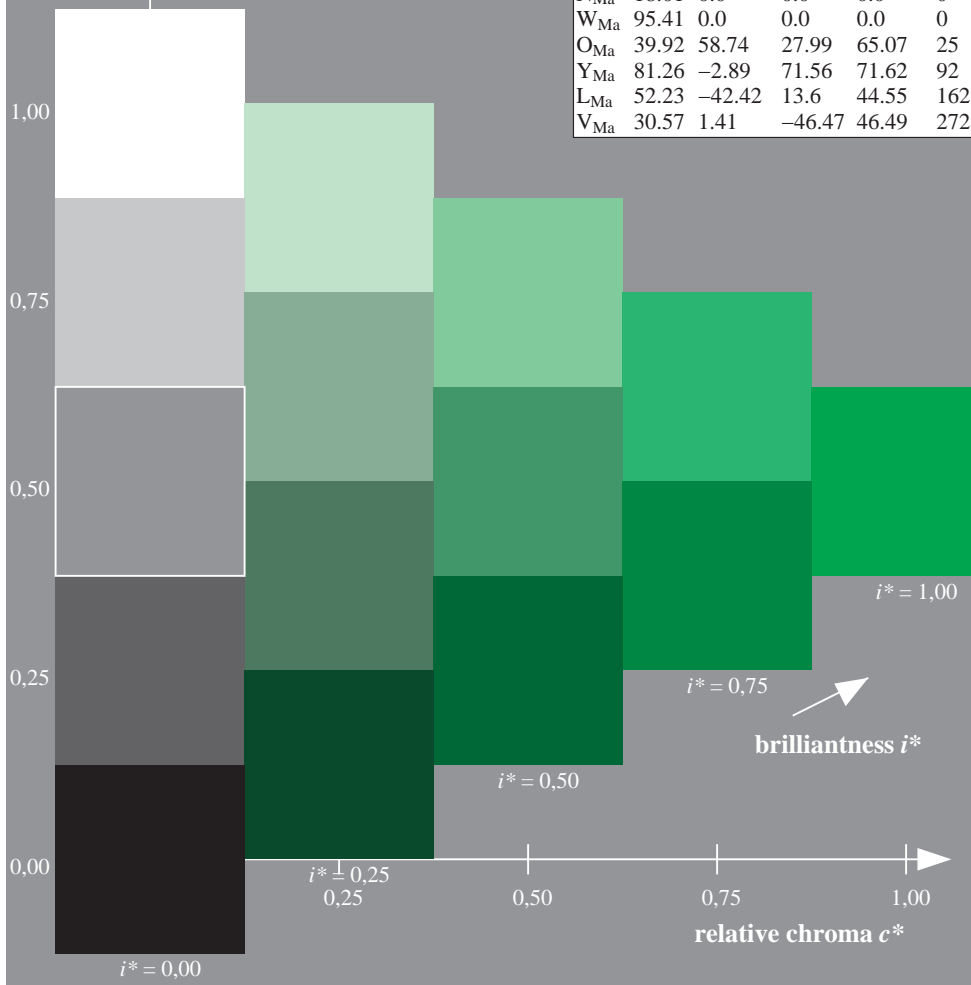
Data for maximum colour (Ma):

$LAB^*LAB^*_{Ma}$ : 51 -63 35  
 $LAB^*LCH^*_{Ma}$ : 51 72 150  
 $lab^*olv^*_{Ma}$ : 0.0 1.0 0.0  
 $lab^*rgb^*_{Ma}$ : 0.16 1.0 0.0

ORS18_95aM; adapted (a) CIELAB data							
$u^*_d$	$L^*=L^*_a$	$a^*_a$	$b^*_a$	$C^*_{ab,a}$	$h^*_{ab,a}$	$u^*_e$	
o00y	47.94	65.39	50.52	82.63	38	r18j	
o25y	58.38	46.78	60.66	76.6	52	r40j	
o50y	67.98	29.66	69.99	76.02	67	r62j	
o75y	78.09	11.63	79.82	80.66	82	r83j	
y00l	90.37	-10.27	91.75	92.32	96	j06g	
y25l	77.89	-26.88	73.8	78.54	110	j25g	
y50l	68.18	-39.82	59.82	71.86	124	j44g	
y75l	59.54	-51.32	47.39	69.86	137	j64g	
l00c	50.9	-62.84	34.96	71.91	151	j83g	
l50c	55.3	-44.33	-10.61	45.58	193	g28b	
c00v	58.62	-30.35	-45.02	54.3	236	g67b	
c50v	42.16	0.4	-44.72	44.72	271	g98b	
v00m	25.72	31.1	-44.41	54.22	305	b29r	
v50m	35.07	49.53	-29.37	57.58	329	b51r	
m00o	48.13	75.28	-8.37	75.74	354	b72r	
m50o	48.04	70.55	19.8	73.27	16	b91r	

triangle lightness  $t^*$

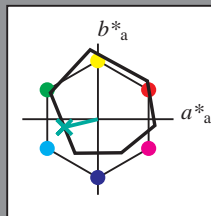
%Gamut  
 $u^*_{rel} = 93$   
 %Regularity  
 $g^*_{H,rel} = 57$   
 $g^*_{C,rel} = 59$



BAM registration: 20081001-Ee64/10L/L64E00NP.PS/.PDF  
 application for evaluation and measurement of printer or monitor systems  
 BAM material: code=rhadata

Input and output: Colorimetric Printer Reflective System ORS18\_95aM for relative CIELAB hue  $h^* = lab^*h^* = h_{ab}/360 = 0.537$   
 data for any colour:

$lab^*tch^*$  and  $lab^*icu^*$   
 Hue texts:  
 $u^*_d = 150c$   $u^*_e = g28b$   
 contrast reduction factor:  
 $c_R = 1.0$   
 triangle lightness  $t^*$



ORS18_95aM; adapted (a) CIELAB data						
$u^*_d$	$L^*=L^*_a$	$a^*_a$	$b^*_a$	$C^*_{ab,a}$	$h^*_{ab,a}$	
O <sub>Ma</sub>	47.94	65.39	50.52	82.63	38	
Y <sub>Ma</sub>	90.37	-10.27	91.75	92.32	96	
L <sub>Ma</sub>	50.9	-62.84	34.96	71.91	151	
C <sub>Ma</sub>	58.62	-30.35	-45.02	54.3	236	
V <sub>Ma</sub>	25.72	31.1	-44.41	54.22	305	
M <sub>Ma</sub>	48.13	75.28	-8.37	75.74	354	
N <sub>Ma</sub>	18.01	0.0	0.0	0.0	0	
W <sub>Ma</sub>	95.41	0.0	0.0	0.0	0	
O <sub>Ma</sub>	39.92	58.74	27.99	65.07	25	
Y <sub>Ma</sub>	81.26	-2.89	71.56	71.62	92	
L <sub>Ma</sub>	52.23	-42.42	13.6	44.55	162	
V <sub>Ma</sub>	30.57	1.41	-46.47	46.49	272	

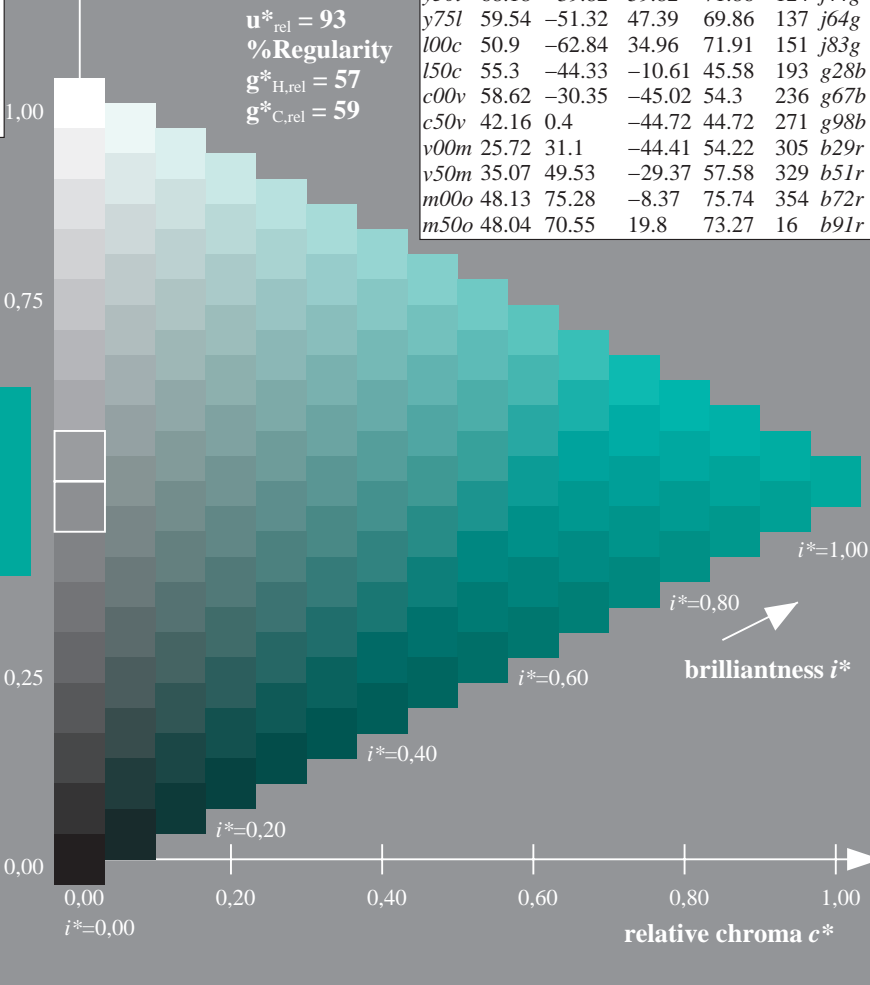
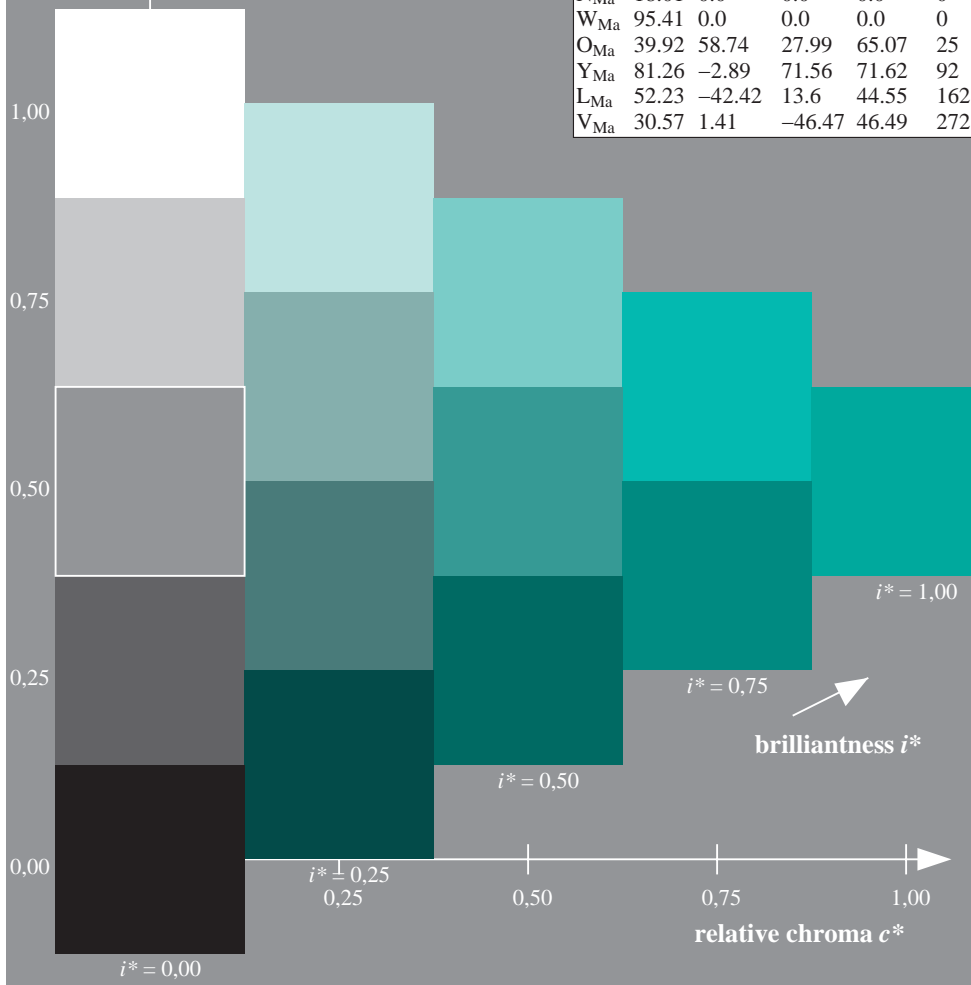
Data for maximum colour (Ma):

$LAB^*LAB^*_{Ma}$ : 55 -44 -11  
 $LAB^*LCH^*_{Ma}$ : 55 46 193  
 $lab^*olv^*_{Ma}$ : 0.0 1.0 0.5  
 $lab^*rgb^*_{Ma}$ : 0.0 1.0 0.57

ORS18_95aM; adapted (a) CIELAB data							
$u^*_d$	$L^*=L^*_a$	$a^*_a$	$b^*_a$	$C^*_{ab,a}$	$h^*_{ab,a}$	$u^*_e$	
<i>o00y</i>	47.94	65.39	50.52	82.63	38	<i>r18j</i>	
<i>o25y</i>	58.38	46.78	60.66	76.6	52	<i>r40j</i>	
<i>o50y</i>	67.98	29.66	69.99	76.02	67	<i>r62j</i>	
<i>o75y</i>	78.09	11.63	79.82	80.66	82	<i>r83j</i>	
<i>y00l</i>	90.37	-10.27	91.75	92.32	96	<i>j06g</i>	
<i>y25l</i>	77.89	-26.88	73.8	78.54	110	<i>j25g</i>	
<i>y50l</i>	68.18	-39.82	59.82	71.86	124	<i>j44g</i>	
<i>y75l</i>	59.54	-51.32	47.39	69.86	137	<i>j64g</i>	
<i>l00c</i>	50.9	-62.84	34.96	71.91	151	<i>j83g</i>	
<i>l50c</i>	55.3	-44.33	-10.61	45.58	193	<i>g28b</i>	
<i>c00v</i>	58.62	-30.35	-45.02	54.3	236	<i>g67b</i>	
<i>c50v</i>	42.16	0.4	-44.72	44.72	271	<i>g98b</i>	
<i>v00m</i>	25.72	31.1	-44.41	54.22	305	<i>b29r</i>	
<i>v50m</i>	35.07	49.53	-29.37	57.58	329	<i>b51r</i>	
<i>m00o</i>	48.13	75.28	-8.37	75.74	354	<i>b72r</i>	
<i>m50o</i>	48.04	70.55	19.8	73.27	16	<i>b91r</i>	

triangle lightness  $t^*$

%Gamut  
 $u^*_{rel} = 93$   
 %Regularity  
 $g^*_{H,rel} = 57$   
 $g^*_{C,rel} = 59$

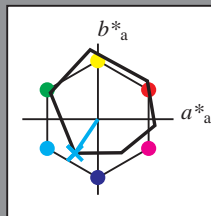


See for similar files: <http://www.ps.bam.de/Ee64/>; [www.ps.bam.de/Ee64/](http://www.ps.bam.de/Ee64/); [www.ps.bam.de/Ee64/](http://www.ps.bam.de/Ee64/)  
 Technical information: <http://www.ps.bam.de> Version 2.1, io=1,1, ColSpX=1

BAM registration: 20081001-Ee64/10L/L64E00NP.PS/.PDF BAM material: code=rh4ta  
 application for evaluation and measurement of printer or monitor systems

Input and output: Colorimetric Printer Reflective System ORS18\_95aM for relative CIELAB hue  $h^* = lab^*h^* = h_{ab}/360 = 0.656$   
 data for any colour:

$lab^*tch^*$  and  $lab^*icu^*$   
 Hue texts:  
 $u^*_d = c00v$   $u^*_e = g67b$   
 contrast reduction factor:  
 $c_R = 1.0$   
 triangle lightness  $t^*$



ORS18_95aM; adapted (a) CIELAB data						
$u^*_d$	$L^*=L^*_a$	$a^*_a$	$b^*_a$	$C^*_{ab,a}$	$h^*_{ab,a}$	
O <sub>Ma</sub>	47.94	65.39	50.52	82.63	38	
Y <sub>Ma</sub>	90.37	-10.27	91.75	92.32	96	
L <sub>Ma</sub>	50.9	-62.84	34.96	71.91	151	
C <sub>Ma</sub>	58.62	-30.35	-45.02	54.3	236	
V <sub>Ma</sub>	25.72	31.1	-44.41	54.22	305	
M <sub>Ma</sub>	48.13	75.28	-8.37	75.74	354	
N <sub>Ma</sub>	18.01	0.0	0.0	0.0	0	
W <sub>Ma</sub>	95.41	0.0	0.0	0.0	0	
O <sub>Ma</sub>	39.92	58.74	27.99	65.07	25	
Y <sub>Ma</sub>	81.26	-2.89	71.56	71.62	92	
L <sub>Ma</sub>	52.23	-42.42	13.6	44.55	162	
V <sub>Ma</sub>	30.57	1.41	-46.47	46.49	272	

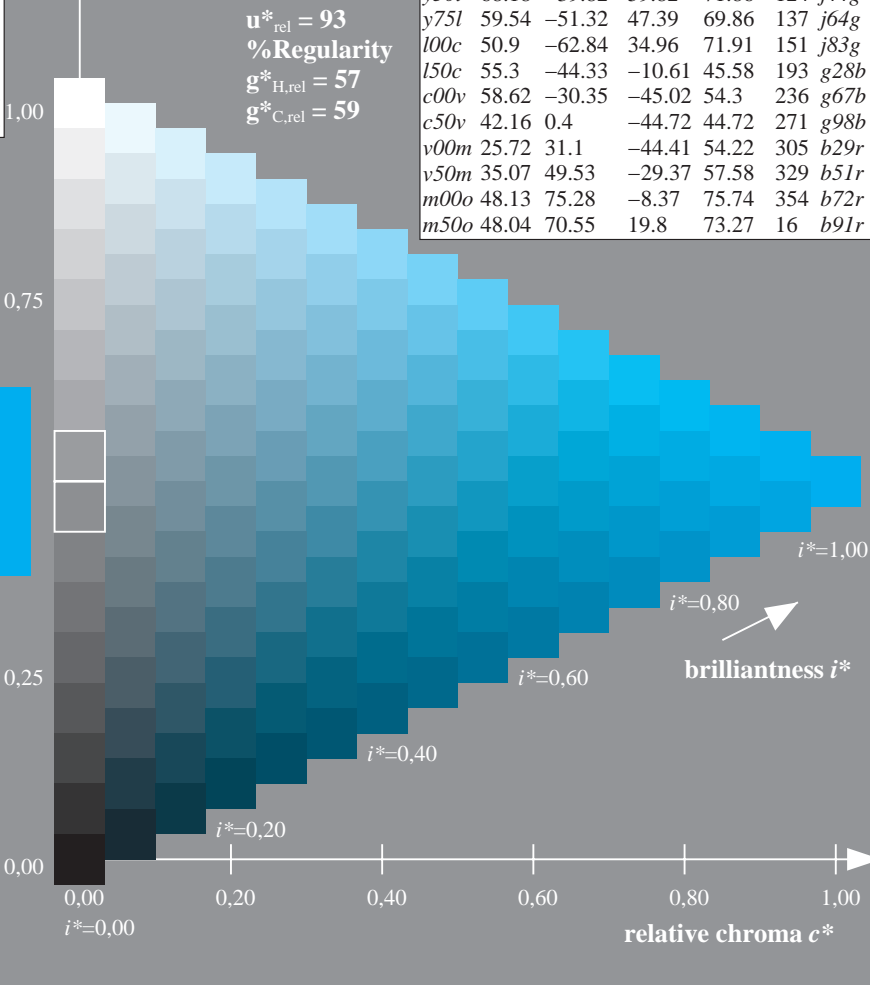
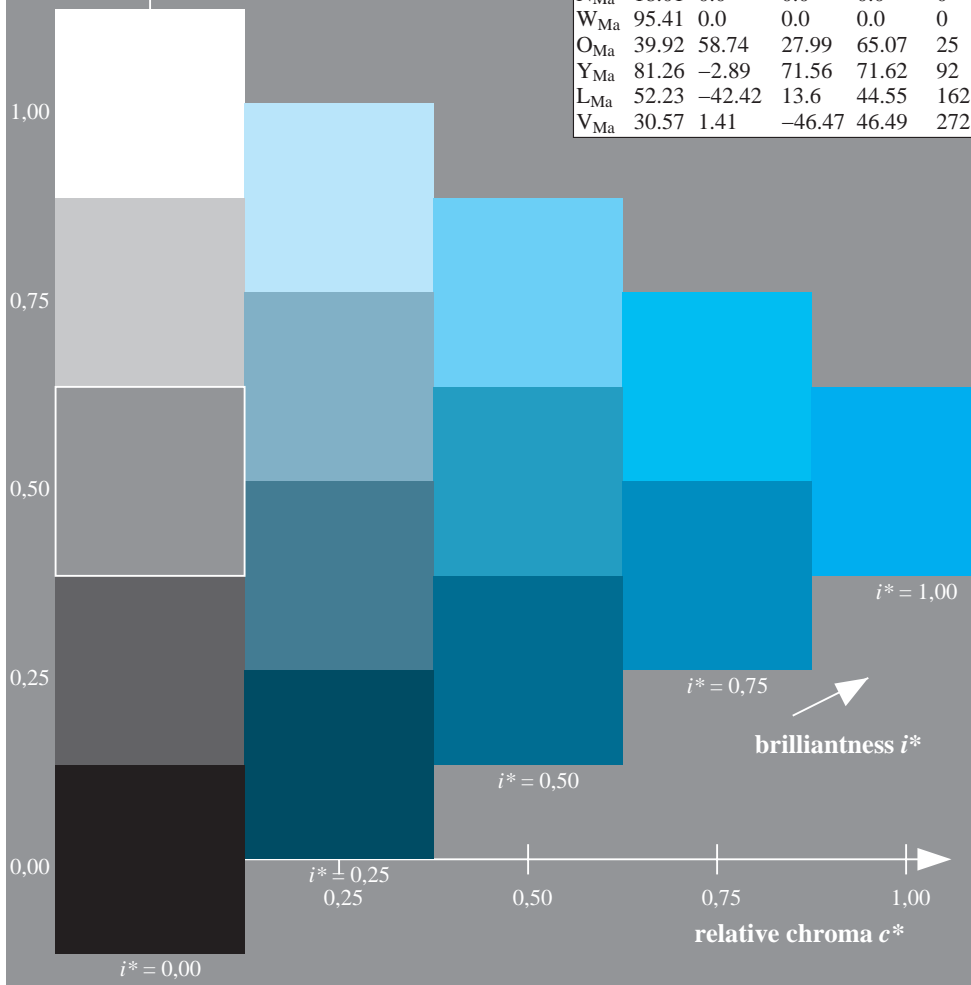
Data for maximum colour (Ma):

$LAB^*LAB^*_{Ma}$ : 59 -30 -45  
 $LAB^*LCH^*_{Ma}$ : 59 54 236  
 $lab^*olv^*_{Ma}$ : 0.0 1.0 1.0  
 $lab^*rgb^*_{Ma}$ : 0.0 0.65 1.0

ORS18_95aM; adapted (a) CIELAB data							
$u^*_d$	$L^*=L^*_a$	$a^*_a$	$b^*_a$	$C^*_{ab,a}$	$h^*_{ab,a}$	$u^*_e$	
o00y	47.94	65.39	50.52	82.63	38	r18j	
o25y	58.38	46.78	60.66	76.6	52	r40j	
o50y	67.98	29.66	69.99	76.02	67	r62j	
o75y	78.09	11.63	79.82	80.66	82	r83j	
y00l	90.37	-10.27	91.75	92.32	96	j06g	
y25l	77.89	-26.88	73.8	78.54	110	j25g	
y50l	68.18	-39.82	59.82	71.86	124	j44g	
y75l	59.54	-51.32	47.39	69.86	137	j64g	
l00c	50.9	-62.84	34.96	71.91	151	j83g	
l50c	55.3	-44.33	-10.61	45.58	193	g28b	
c00v	58.62	-30.35	-45.02	54.3	236	g67b	
c50v	42.16	0.4	-44.72	44.72	271	g98b	
v00m	25.72	31.1	-44.41	54.22	305	b29r	
v50m	35.07	49.53	-29.37	57.58	329	b51r	
m00o	48.13	75.28	-8.37	75.74	354	b72r	
m50o	48.04	70.55	19.8	73.27	16	b91r	

triangle lightness  $t^*$

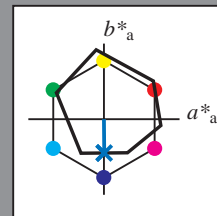
%Gamut  
 $u^*_{rel} = 93$   
 %Regularity  
 $g^*_{H,rel} = 57$   
 $g^*_{C,rel} = 59$



Input and output: Colorimetric Printer Reflective System ORS18\_95aM for relative CIELAB hue  $h^* = lab^*h^* = h_{ab}/360 = 0.751$   
 data for any colour:

$u^*_d = c50v$

$lab^*tch^*$  and  $lab^*icu^*$   
 Hue texts:  
 $u^*_d = c50v$   $u^*_e = g98b$   
 contrast reduction factor:  
 $c_R = 1.0$   
 triangle lightness  $t^*$



ORS18_95aM; adapted (a) CIELAB data						
$u^*_d$	$L^*=L^*_a$	$a^*_a$	$b^*_a$	$C^*_{ab,a}$	$h^*_{ab,a}$	
O <sub>Ma</sub>	47.94	65.39	50.52	82.63	38	
Y <sub>Ma</sub>	90.37	-10.27	91.75	92.32	96	
L <sub>Ma</sub>	50.9	-62.84	34.96	71.91	151	
C <sub>Ma</sub>	58.62	-30.35	-45.02	54.3	236	
V <sub>Ma</sub>	25.72	31.1	-44.41	54.22	305	
M <sub>Ma</sub>	48.13	75.28	-8.37	75.74	354	
N <sub>Ma</sub>	18.01	0.0	0.0	0.0	0	
W <sub>Ma</sub>	95.41	0.0	0.0	0.0	0	
O <sub>Ma</sub>	39.92	58.74	27.99	65.07	25	
Y <sub>Ma</sub>	81.26	-2.89	71.56	71.62	92	
L <sub>Ma</sub>	52.23	-42.42	13.6	44.55	162	
V <sub>Ma</sub>	30.57	1.41	-46.47	46.49	272	

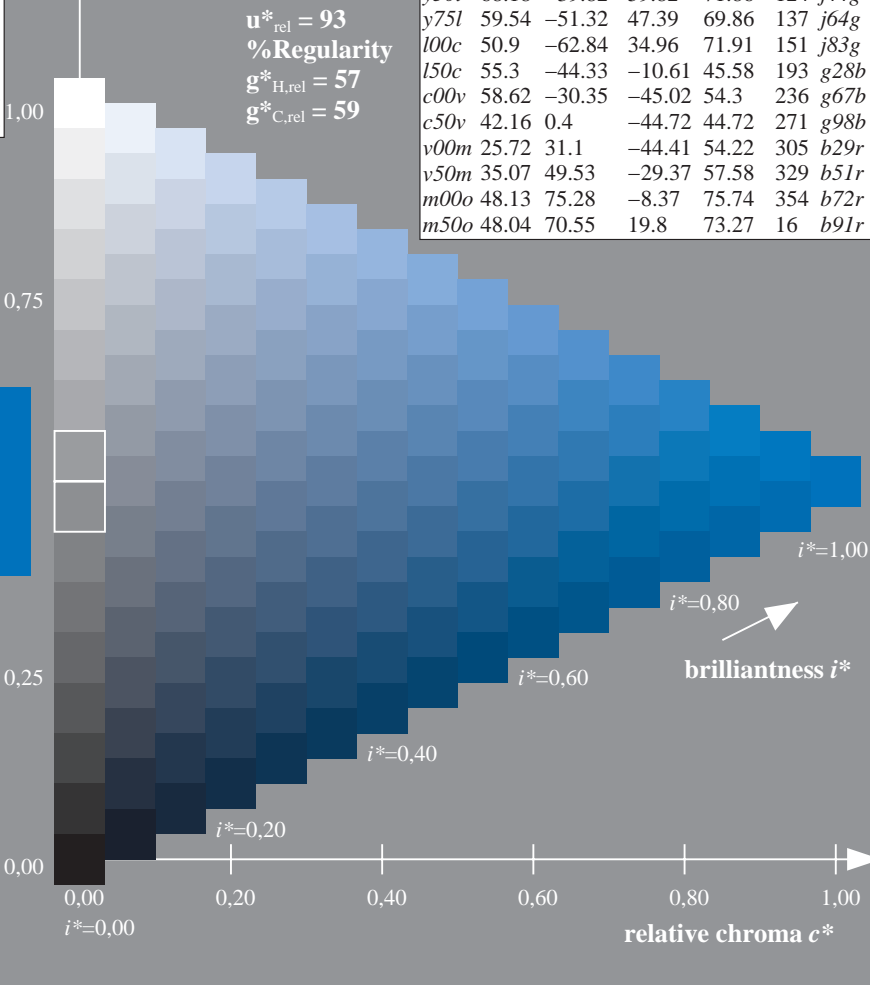
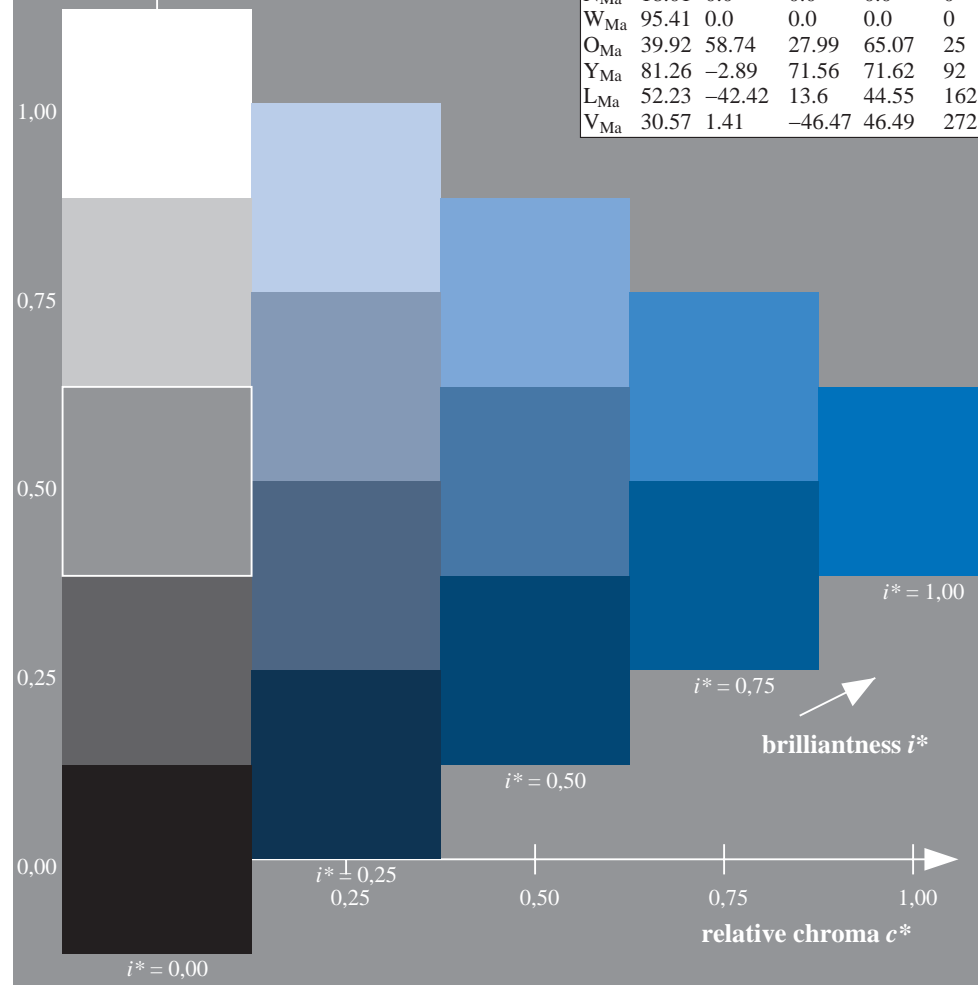
Data for maximum colour (Ma):

$LAB^*LAB^*_{Ma}$ : 42 0 -45  
 $LAB^*LCH^*_{Ma}$ : 42 45 270  
 $lab^*olv^*_{Ma}$ : 0.0 0.5 1.0  
 $lab^*rgb^*_{Ma}$ : 0.0 0.02 1.0

ORS18_95aM; adapted (a) CIELAB data							
$u^*_d$	$L^*=L^*_a$	$a^*_a$	$b^*_a$	$C^*_{ab,a}$	$h^*_{ab,a}$	$u^*_e$	
<i>o00y</i>	47.94	65.39	50.52	82.63	38	<i>r18j</i>	
<i>o25y</i>	58.38	46.78	60.66	76.6	52	<i>r40j</i>	
<i>o50y</i>	67.98	29.66	69.99	76.02	67	<i>r62j</i>	
<i>o75y</i>	78.09	11.63	79.82	80.66	82	<i>r83j</i>	
<i>y00l</i>	90.37	-10.27	91.75	92.32	96	<i>j06g</i>	
<i>y25l</i>	77.89	-26.88	73.8	78.54	110	<i>j25g</i>	
<i>y50l</i>	68.18	-39.82	59.82	71.86	124	<i>j44g</i>	
<i>y75l</i>	59.54	-51.32	47.39	69.86	137	<i>j64g</i>	
<i>l00c</i>	50.9	-62.84	34.96	71.91	151	<i>j83g</i>	
<i>l50c</i>	55.3	-44.33	-10.61	45.58	193	<i>g28b</i>	
<i>c00v</i>	58.62	-30.35	-45.02	54.3	236	<i>g67b</i>	
<i>c50v</i>	42.16	0.4	-44.72	44.72	271	<i>g98b</i>	
<i>v00m</i>	25.72	31.1	-44.41	54.22	305	<i>b29r</i>	
<i>v50m</i>	35.07	49.53	-29.37	57.58	329	<i>b51r</i>	
<i>m00o</i>	48.13	75.28	-8.37	75.74	354	<i>b72r</i>	
<i>m50o</i>	48.04	70.55	19.8	73.27	16	<i>b91r</i>	

triangle lightness  $t^*$

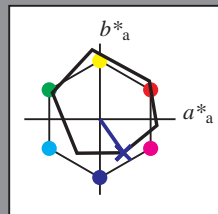
%Gamut  
 $u^*_{rel} = 93$   
 %Regularity  
 $g^*_{H,rel} = 57$   
 $g^*_{C,rel} = 59$



BAM registration: 20081001-Ee64/10L/L64E00NP.PS/.PDF  
 application for evaluation and measurement of printer or monitor systems  
 BAM material: code=rhadata

Input and output: Colorimetric Printer Reflective System ORS18\_95aM for relative CIELAB hue  $h^* = lab^*h^* = h_{ab}/360 = 0.847$   
 data for any colour:

$lab^*tch^*$  and  $lab^*icu^*$   
 Hue texts:  
 $u^*_d = v00m$   $u^*_e = b29r$   
 contrast reduction factor:  
 $c_R = 1.0$   
 triangle lightness  $t^*$



ORS18_95aM; adapted (a) CIELAB data						
	$u^*_d$	$L^*=L^*_a$	$a^*_a$	$b^*_a$	$C^*_{ab,a}$	$h^*_{ab,a}$
O <sub>Ma</sub>	47.94	65.39	50.52	82.63	38	38
Y <sub>Ma</sub>	90.37	-10.27	91.75	92.32	96	96
L <sub>Ma</sub>	50.9	-62.84	34.96	71.91	151	151
C <sub>Ma</sub>	58.62	-30.35	-45.02	54.3	236	236
V <sub>Ma</sub>	25.72	31.1	-44.41	54.22	305	305
M <sub>Ma</sub>	48.13	75.28	-8.37	75.74	354	354
N <sub>Ma</sub>	18.01	0.0	0.0	0.0	0	0
W <sub>Ma</sub>	95.41	0.0	0.0	0.0	0	0
O <sub>Ma</sub>	39.92	58.74	27.99	65.07	25	25
Y <sub>Ma</sub>	81.26	-2.89	71.56	71.62	92	92
L <sub>Ma</sub>	52.23	-42.42	13.6	44.55	162	162
V <sub>Ma</sub>	30.57	1.41	-46.47	46.49	272	272

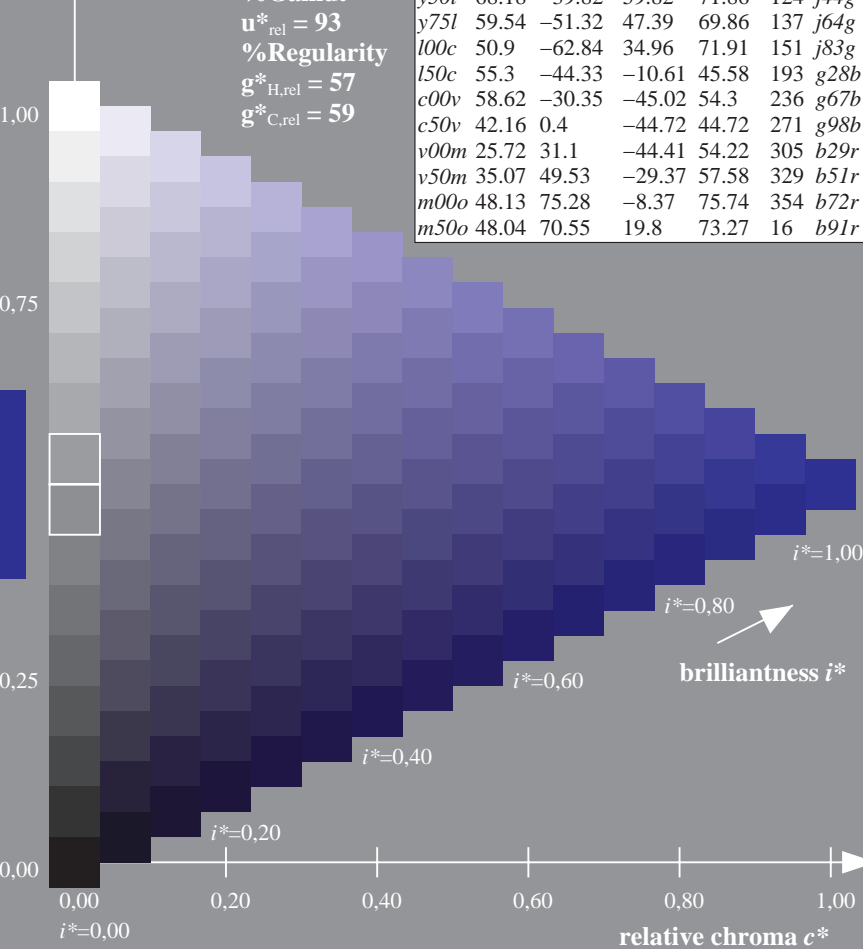
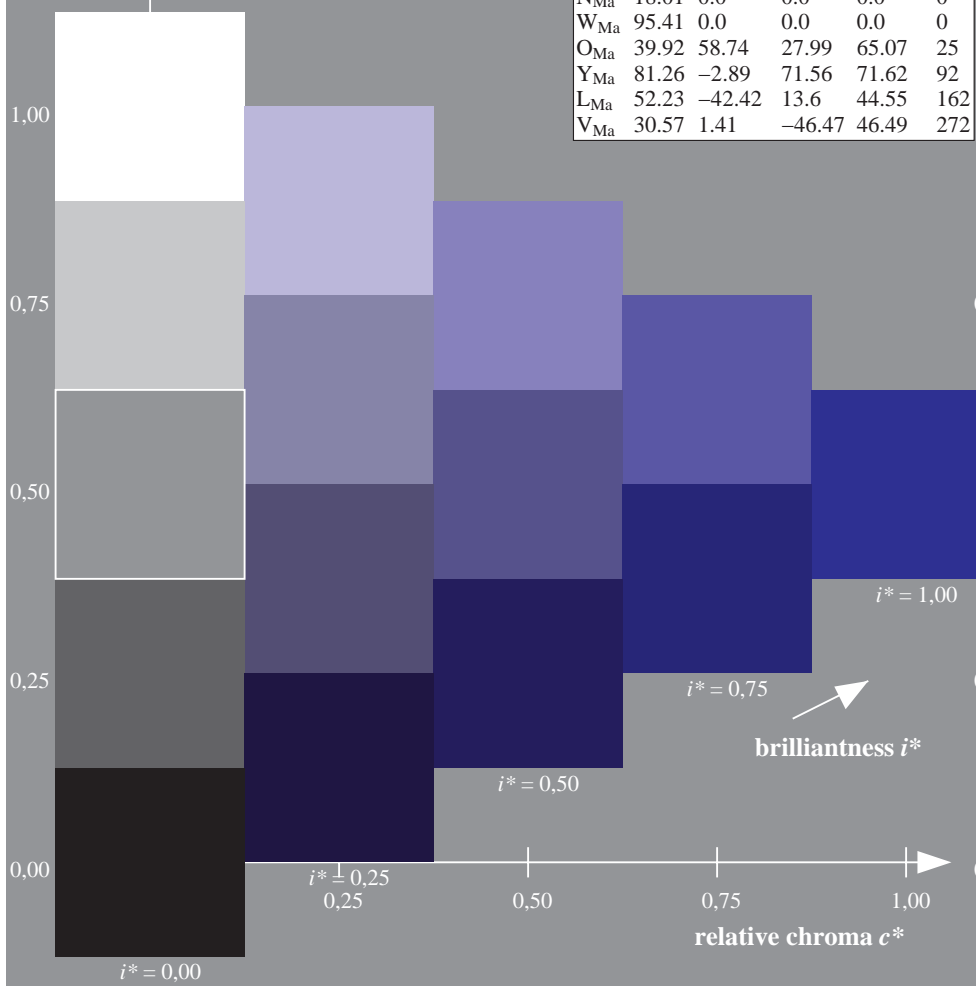
Data for maximum colour (Ma):

$LAB^*LAB^*_{Ma}$ : 26 31 -44  
 $LAB^*LCH^*_{Ma}$ : 26 54 305  
 $lab^*olv^*_{Ma}$ : 0.0 0.0 1.0  
 $lab^*rgb^*_{Ma}$ : 0.58 0.0 1.0

ORS18_95aM; adapted (a) CIELAB data							
	$u^*_d$	$L^*=L^*_a$	$a^*_a$	$b^*_a$	$C^*_{ab,a}$	$h^*_{ab,a}$	$u^*_e$
o00y	47.94	65.39	50.52	82.63	38	38	r18j
o25y	58.38	46.78	60.66	76.6	52	52	r40j
o50y	67.98	29.66	69.99	76.02	67	67	r62j
o75y	78.09	11.63	79.82	80.66	82	82	r83j
y00l	90.37	-10.27	91.75	92.32	96	96	j06g
y25l	77.89	-26.88	73.8	78.54	110	110	j25g
y50l	68.18	-39.82	59.82	71.86	124	124	j44g
y75l	59.54	-51.32	47.39	69.86	137	137	j64g
l00c	50.9	-62.84	34.96	71.91	151	151	j83g
l50c	55.3	-44.33	-10.61	45.58	193	193	g28b
c00v	58.62	-30.35	-45.02	54.3	236	236	g67b
c50v	42.16	0.4	-44.72	44.72	271	271	g98b
v00m	25.72	31.1	-44.41	54.22	305	305	b29r
v50m	35.07	49.53	-29.37	57.58	329	329	b51r
m00o	48.13	75.28	-8.37	75.74	354	354	b72r
m50o	48.04	70.55	19.8	73.27	16	16	b91r

triangle lightness  $t^*$

%Gamut  
 $u^*_{rel} = 93$   
 %Regularity  
 $g^*_{H,rel} = 57$   
 $g^*_{C,rel} = 59$



See for similar files: <http://www.ps.bam.de/Ee64/>; [www.ps.bam.de/Ee.HTM](http://www.ps.bam.de/Ee.HTM)  
 Technical information: <http://www.ps.bam.de> Version 2.1, io=1,1, ColSPX=1

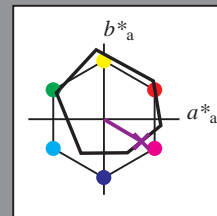
BAM registration: 20081001-Ee64/10L/L64E00NP.PS/.PDF BAM material: code=rh4ta  
 application for evaluation and measurement of printer or monitor systems



Input and output: Colorimetric Printer Reflective System ORS18\_95aM for relative CIELAB hue  $h^* = lab^*h^* = h_{ab}/360 = 0.915$

$u^*_d = v50m$

data for any colour:  
 $lab^*tch^*$  and  $lab^*icu^*$   
 Hue texts:  
 $u^*_d = v50m$   $u^*_e = b51r$   
 contrast reduction factor:  
 $c_R = 1.0$   
 triangle lightness  $t^*$



ORS18_95aM; adapted (a) CIELAB data						
$u^*_d$	$L^*=L^*_a$	$a^*_a$	$b^*_a$	$C^*_{ab,a}$	$h^*_{ab,a}$	
O <sub>Ma</sub>	47.94	65.39	50.52	82.63	38	
Y <sub>Ma</sub>	90.37	-10.27	91.75	92.32	96	
L <sub>Ma</sub>	50.9	-62.84	34.96	71.91	151	
C <sub>Ma</sub>	58.62	-30.35	-45.02	54.3	236	
V <sub>Ma</sub>	25.72	31.1	-44.41	54.22	305	
M <sub>Ma</sub>	48.13	75.28	-8.37	75.74	354	
N <sub>Ma</sub>	18.01	0.0	0.0	0.0	0	
W <sub>Ma</sub>	95.41	0.0	0.0	0.0	0	
O <sub>Ma</sub>	39.92	58.74	27.99	65.07	25	
Y <sub>Ma</sub>	81.26	-2.89	71.56	71.62	92	
L <sub>Ma</sub>	52.23	-42.42	13.6	44.55	162	
V <sub>Ma</sub>	30.57	1.41	-46.47	46.49	272	

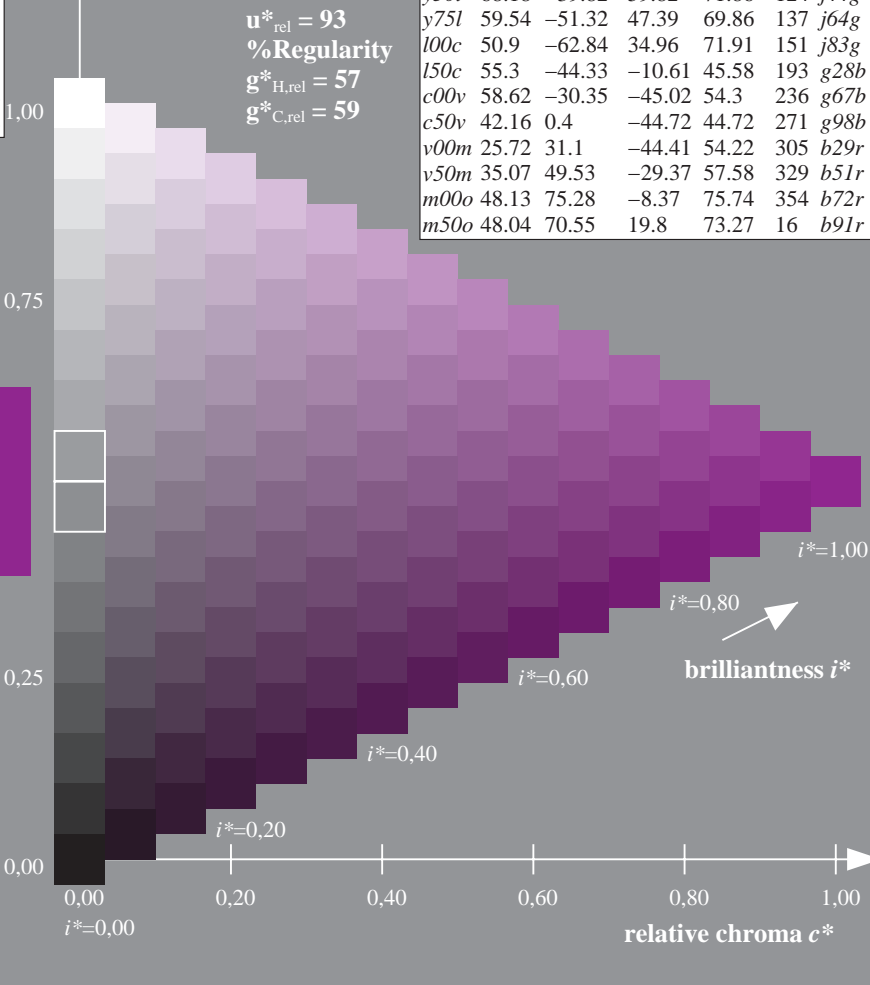
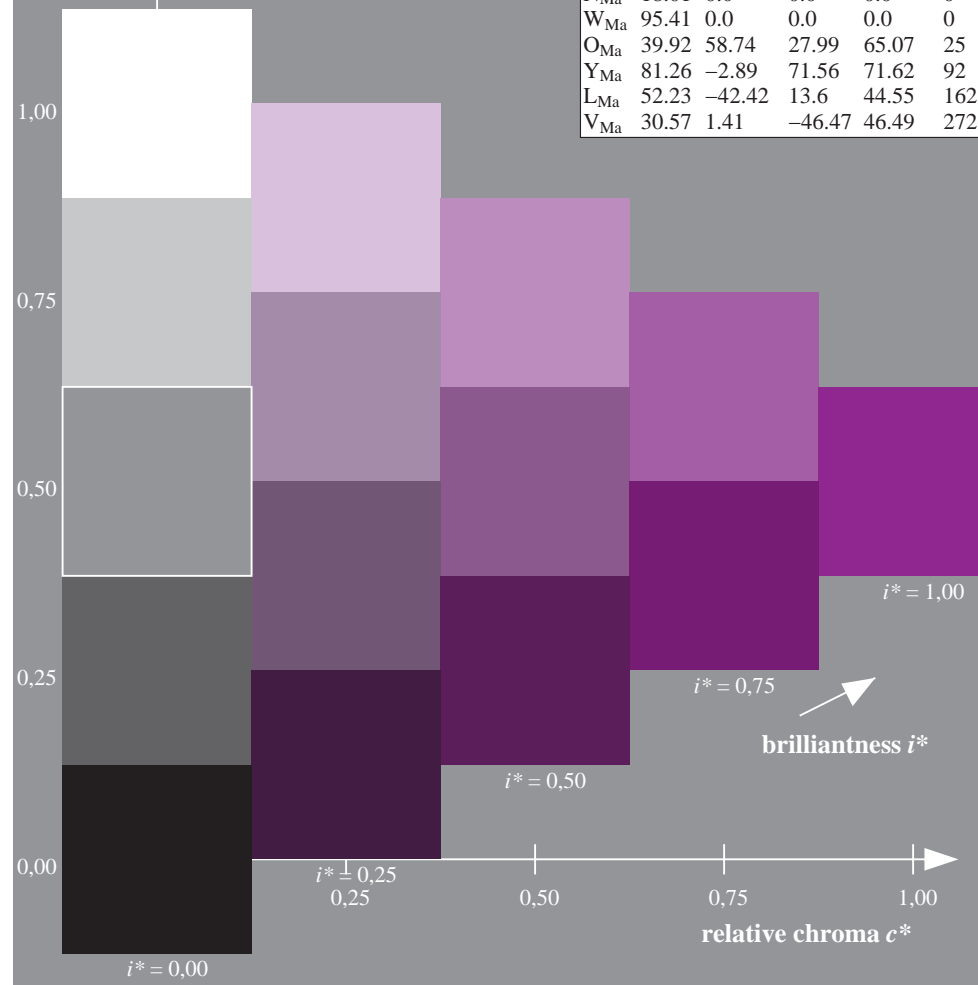
Data for maximum colour (Ma):

$LAB^*LAB^*_{Ma}$ : 35 50 -29  
 $LAB^*LCH^*_{Ma}$ : 35 58 329  
 $lab^*olv^*_{Ma}$ : 0.5 0.0 1.0  
 $lab^*rgb^*_{Ma}$ : 1.0 0.0 0.99

ORS18_95aM; adapted (a) CIELAB data							
$u^*_d$	$L^*=L^*_a$	$a^*_a$	$b^*_a$	$C^*_{ab,a}$	$h^*_{ab,a}$	$u^*_e$	
o00y	47.94	65.39	50.52	82.63	38	r18j	
o25y	58.38	46.78	60.66	76.6	52	r40j	
o50y	67.98	29.66	69.99	76.02	67	r62j	
o75y	78.09	11.63	79.82	80.66	82	r83j	
y00l	90.37	-10.27	91.75	92.32	96	j06g	
y25l	77.89	-26.88	73.8	78.54	110	j25g	
y50l	68.18	-39.82	59.82	71.86	124	j44g	
y75l	59.54	-51.32	47.39	69.86	137	j64g	
l00c	50.9	-62.84	34.96	71.91	151	j83g	
l50c	55.3	-44.33	-10.61	45.58	193	g28b	
c00v	58.62	-30.35	-45.02	54.3	236	g67b	
c50v	42.16	0.4	-44.72	44.72	271	g98b	
v00m	25.72	31.1	-44.41	54.22	305	b29r	
v50m	35.07	49.53	-29.37	57.58	329	b51r	
m00o	48.13	75.28	-8.37	75.74	354	b72r	
m50o	48.04	70.55	19.8	73.27	16	b91r	

triangle lightness  $t^*$

%Gamut  
 $u^*_{rel} = 93$   
 %Regularity  
 $g^*_{H,rel} = 57$   
 $g^*_{C,rel} = 59$

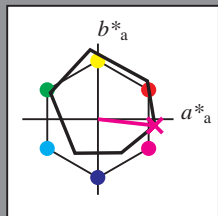


BAM registration: 20081001-Ee64/10L/L64E00NP.PS/.PDF BAM material: code=rhadata  
 application for evaluation and measurement of printer or monitor systems

See for similar files: <http://www.ps.bam.de/Ee64/>; [www.ps.bam.de/Ee.HTM](http://www.ps.bam.de/Ee.HTM)  
 Technical information: <http://www.ps.bam.de> Version 2.1, io=1,1, ColSPx=1

Input and output: Colorimetric Printer Reflective System ORS18\_95aM for relative CIELAB hue  $h^* = lab^*h^* = h_{ab}/360 = 0.982$   
 data for any colour:

$lab^*tch^*$  and  $lab^*icu^*$   
 Hue texts:  
 $u^*_d = m00o$   $u^*_e = b72r$   
 contrast reduction factor:  
 $c_R = 1.0$   
 triangle lightness  $t^*$



ORS18_95aM; adapted (a) CIELAB data						
$u^*_d$	$L^*=L^*_a$	$a^*_a$	$b^*_a$	$C^*_{ab,a}$	$h^*_{ab,a}$	
O <sub>Ma</sub>	47.94	65.39	50.52	82.63	38	
Y <sub>Ma</sub>	90.37	-10.27	91.75	92.32	96	
L <sub>Ma</sub>	50.9	-62.84	34.96	71.91	151	
C <sub>Ma</sub>	58.62	-30.35	-45.02	54.3	236	
V <sub>Ma</sub>	25.72	31.1	-44.41	54.22	305	
M <sub>Ma</sub>	48.13	75.28	-8.37	75.74	354	
N <sub>Ma</sub>	18.01	0.0	0.0	0.0	0	
W <sub>Ma</sub>	95.41	0.0	0.0	0.0	0	
O <sub>Ma</sub>	39.92	58.74	27.99	65.07	25	
Y <sub>Ma</sub>	81.26	-2.89	71.56	71.62	92	
L <sub>Ma</sub>	52.23	-42.42	13.6	44.55	162	
V <sub>Ma</sub>	30.57	1.41	-46.47	46.49	272	

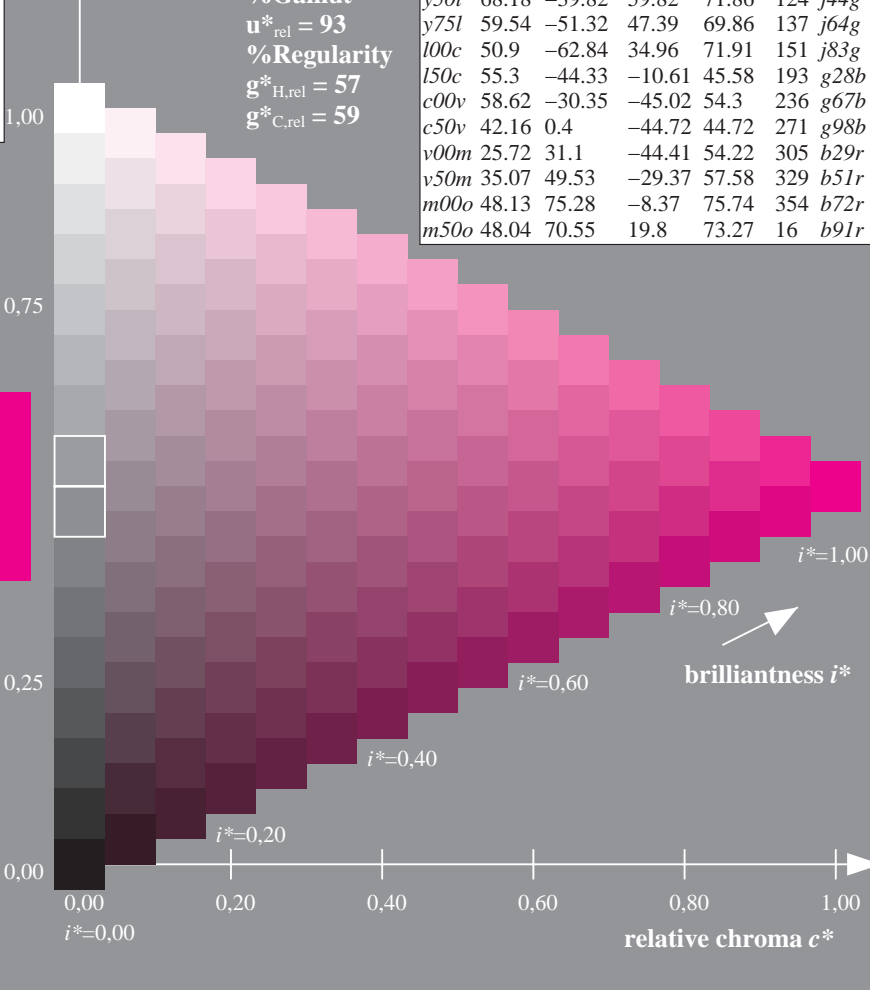
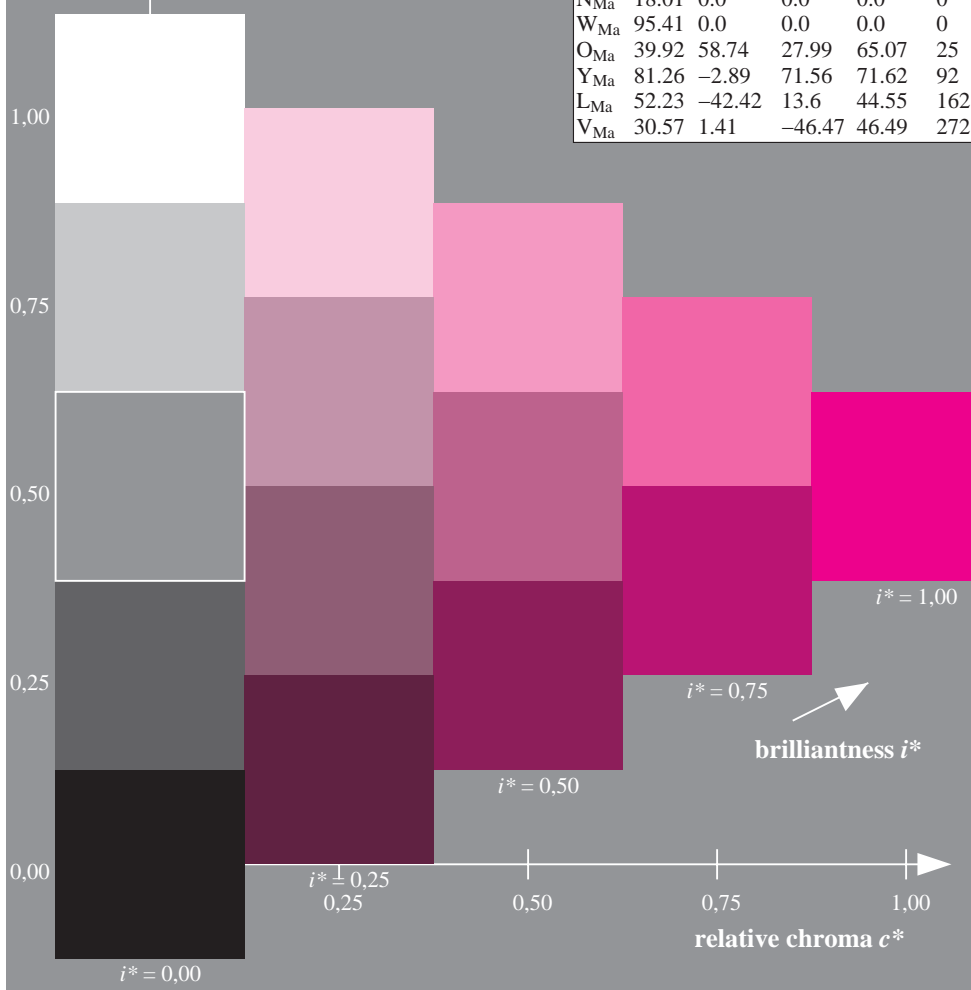
Data for maximum colour (Ma):

$LAB^*LAB^*_{Ma}$ : 48 75 -8  
 $LAB^*LCH^*_{Ma}$ : 48 76 353  
 $lab^*olv^*_{Ma}$ : 1.0 0.0 1.0  
 $lab^*rgb^*_{Ma}$ : 1.0 0.0 0.56

ORS18_95aM; adapted (a) CIELAB data							
$u^*_d$	$L^*=L^*_a$	$a^*_a$	$b^*_a$	$C^*_{ab,a}$	$h^*_{ab,a}$	$u^*_e$	
o00y	47.94	65.39	50.52	82.63	38	r18j	
o25y	58.38	46.78	60.66	76.6	52	r40j	
o50y	67.98	29.66	69.99	76.02	67	r62j	
o75y	78.09	11.63	79.82	80.66	82	r83j	
y00l	90.37	-10.27	91.75	92.32	96	j06g	
y25l	77.89	-26.88	73.8	78.54	110	j25g	
y50l	68.18	-39.82	59.82	71.86	124	j44g	
y75l	59.54	-51.32	47.39	69.86	137	j64g	
l00c	50.9	-62.84	34.96	71.91	151	j83g	
l50c	55.3	-44.33	-10.61	45.58	193	g28b	
c00v	58.62	-30.35	-45.02	54.3	236	g67b	
c50v	42.16	0.4	-44.72	44.72	271	g98b	
v00m	25.72	31.1	-44.41	54.22	305	b29r	
v50m	35.07	49.53	-29.37	57.58	329	b51r	
m00o	48.13	75.28	-8.37	75.74	354	b72r	
m50o	48.04	70.55	19.8	73.27	16	b91r	

triangle lightness  $t^*$

%Gamut  
 $u^*_{rel} = 93$   
 %Regularity  
 $g^*_{H,rel} = 57$   
 $g^*_{C,rel} = 59$



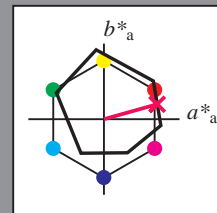
BAM registration: 20081001-Ee64/10L/L64E00NP.PS/.PDF  
 application for evaluation and measurement of printer or monitor systems  
 BAM material: code=rhadata

See for similar files: <http://www.ps.bam.de/Ee64/>; [www.ps.bam.de/Ee.HTM](http://www.ps.bam.de/Ee.HTM)  
 Technical information: <http://www.ps.bam.de>  
 Version 2.1, io=1,1, ColSPX=1

Input and output: Colorimetric Printer Reflective System ORS18\_95aM for relative CIELAB hue  $h^* = lab^*h^* = h_{ab}/360 = 0.044$   
 data for any colour:

$u^*_d = m50o$

$lab^*tch^*$  and  $lab^*icu^*$   
 Hue texts:  
 $u^*_d = m50o$   $u^*_e = b91r$   
 contrast reduction factor:  
 $c_R = 1.0$   
 triangle lightness  $t^*$



ORS18_95aM; adapted (a) CIELAB data						
$u^*_d$	$L^*=L^*_a$	$a^*_a$	$b^*_a$	$C^*_{ab,a}$	$h^*_{ab,a}$	
O <sub>Ma</sub>	47.94	65.39	50.52	82.63	38	
Y <sub>Ma</sub>	90.37	-10.27	91.75	92.32	96	
L <sub>Ma</sub>	50.9	-62.84	34.96	71.91	151	
C <sub>Ma</sub>	58.62	-30.35	-45.02	54.3	236	
V <sub>Ma</sub>	25.72	31.1	-44.41	54.22	305	
M <sub>Ma</sub>	48.13	75.28	-8.37	75.74	354	
N <sub>Ma</sub>	18.01	0.0	0.0	0.0	0	
W <sub>Ma</sub>	95.41	0.0	0.0	0.0	0	
O <sub>Ma</sub>	39.92	58.74	27.99	65.07	25	
Y <sub>Ma</sub>	81.26	-2.89	71.56	71.62	92	
L <sub>Ma</sub>	52.23	-42.42	13.6	44.55	162	
V <sub>Ma</sub>	30.57	1.41	-46.47	46.49	272	

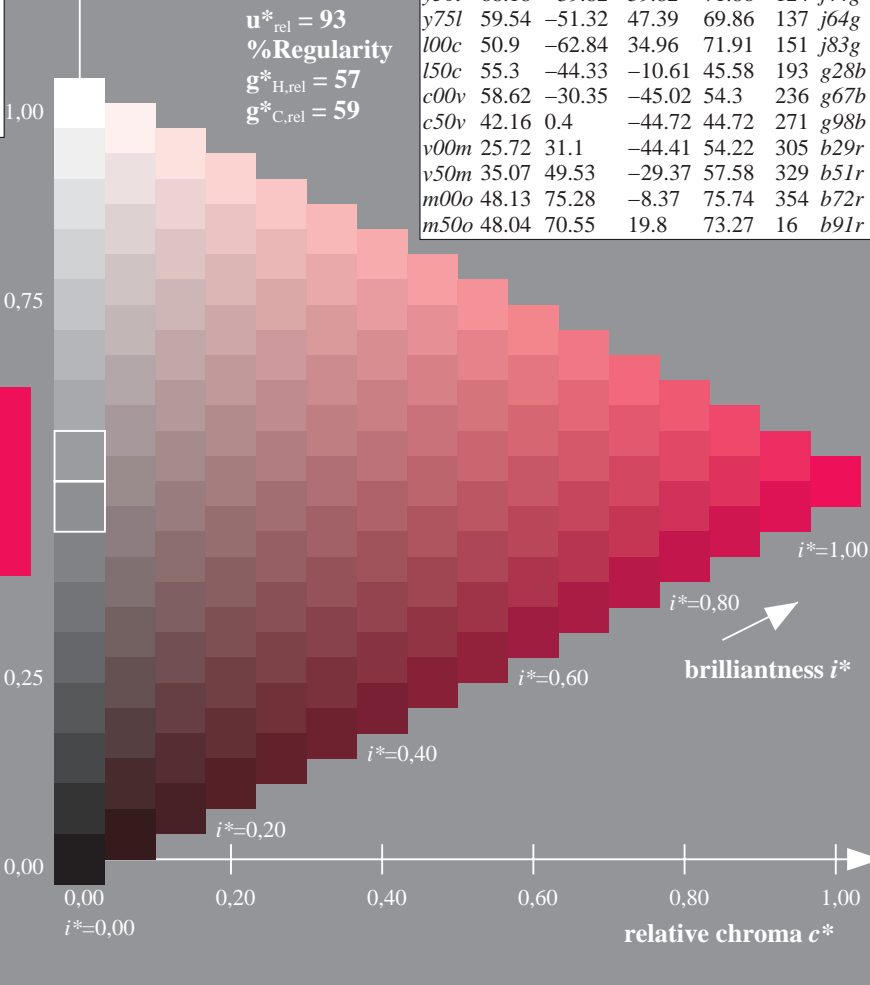
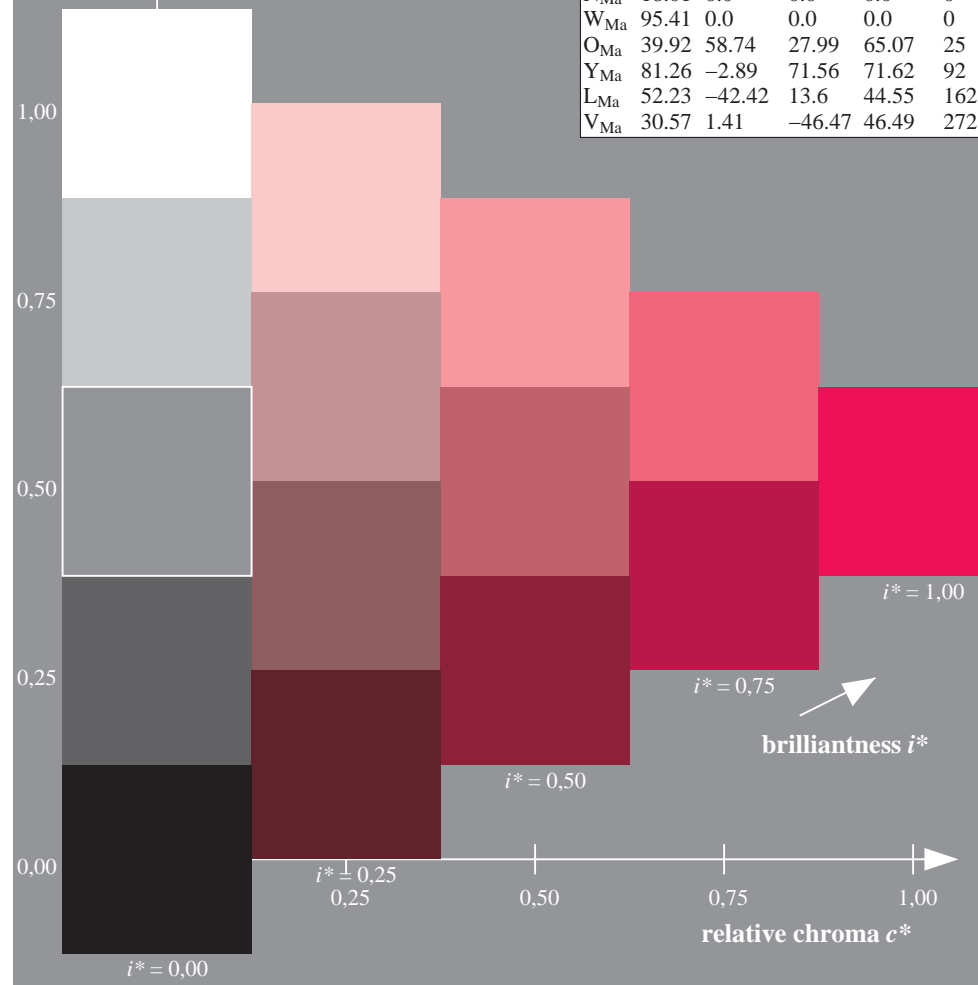
Data for maximum colour (Ma):

$LAB^*LAB^*_{Ma}$ : 48 71 20  
 $LAB^*LCH^*_{Ma}$ : 48 73 15  
 $lab^*olv^*_{Ma}$ : 1.0 0.0 0.5  
 $lab^*rgb^*_{Ma}$ : 1.0 0.0 0.17

ORS18_95aM; adapted (a) CIELAB data							
$u^*_d$	$L^*=L^*_a$	$a^*_a$	$b^*_a$	$C^*_{ab,a}$	$h^*_{ab,a}$	$u^*_e$	
<i>o00y</i>	47.94	65.39	50.52	82.63	38	<i>r18j</i>	
<i>o25y</i>	58.38	46.78	60.66	76.6	52	<i>r40j</i>	
<i>o50y</i>	67.98	29.66	69.99	76.02	67	<i>r62j</i>	
<i>o75y</i>	78.09	11.63	79.82	80.66	82	<i>r83j</i>	
<i>y00l</i>	90.37	-10.27	91.75	92.32	96	<i>j06g</i>	
<i>y25l</i>	77.89	-26.88	73.8	78.54	110	<i>j25g</i>	
<i>y50l</i>	68.18	-39.82	59.82	71.86	124	<i>j44g</i>	
<i>y75l</i>	59.54	-51.32	47.39	69.86	137	<i>j64g</i>	
<i>l00c</i>	50.9	-62.84	34.96	71.91	151	<i>j83g</i>	
<i>l50c</i>	55.3	-44.33	-10.61	45.58	193	<i>g28b</i>	
<i>c00v</i>	58.62	-30.35	-45.02	54.3	236	<i>g67b</i>	
<i>c50v</i>	42.16	0.4	-44.72	44.72	271	<i>g98b</i>	
<i>v00m</i>	25.72	31.1	-44.41	54.22	305	<i>b29r</i>	
<i>v50m</i>	35.07	49.53	-29.37	57.58	329	<i>b51r</i>	
<i>m00o</i>	48.13	75.28	-8.37	75.74	354	<i>b72r</i>	
<i>m50o</i>	48.04	70.55	19.8	73.27	16	<i>b91r</i>	

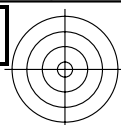
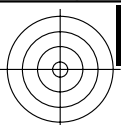
triangle lightness  $t^*$

%Gamut  
 $u^*_{rel} = 93$   
 %Regularity  
 $g^*_{H,rel} = 57$   
 $g^*_{C,rel} = 59$



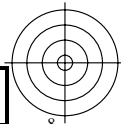
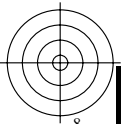

BAM registration: 20081001-Ee64/10L/L64E00NP.PS/.PDF  
 application for evaluation and measurement of printer or monitor systems  
 BAM material: code=rhadata

See for similar files: <http://www.ps.bam.de/Ee64/>; [www.ps.bam.de/Ee64/](http://www.ps.bam.de/Ee64/)  
 Technical information: <http://www.ps.bam.de> Version 2.1, io=1,1, ColSpX=1



See for similar files: <http://www.ps.bam.de/Ee64/>; [www.ps.bam.de](http://www.ps.bam.de)  
Technical information: <http://www.ps.bam.de> Version 2.1, io=1,1, ColSpX=1

BAM registration: 20081001-Ee64/10L/L64E00NP.PS/.PDF BAM material: code=rh4ta  
application for evaluation and measurement of printer or monitor systems

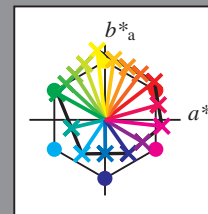


Input and output:  
 Colorimetric Printer Reflective System ORS18\_95aM  
 data for any colour:

$u^*_d$  and number  $no. = 00 \dots 15$   
 device hue text:  
 $u^*_d = 16$  hues  $o00y, o25y, \dots, m50o$   
 contrast reduction factor:  
 $c_R = 1.0$

ORS18\_95aM; adapted (a) CIELAB data

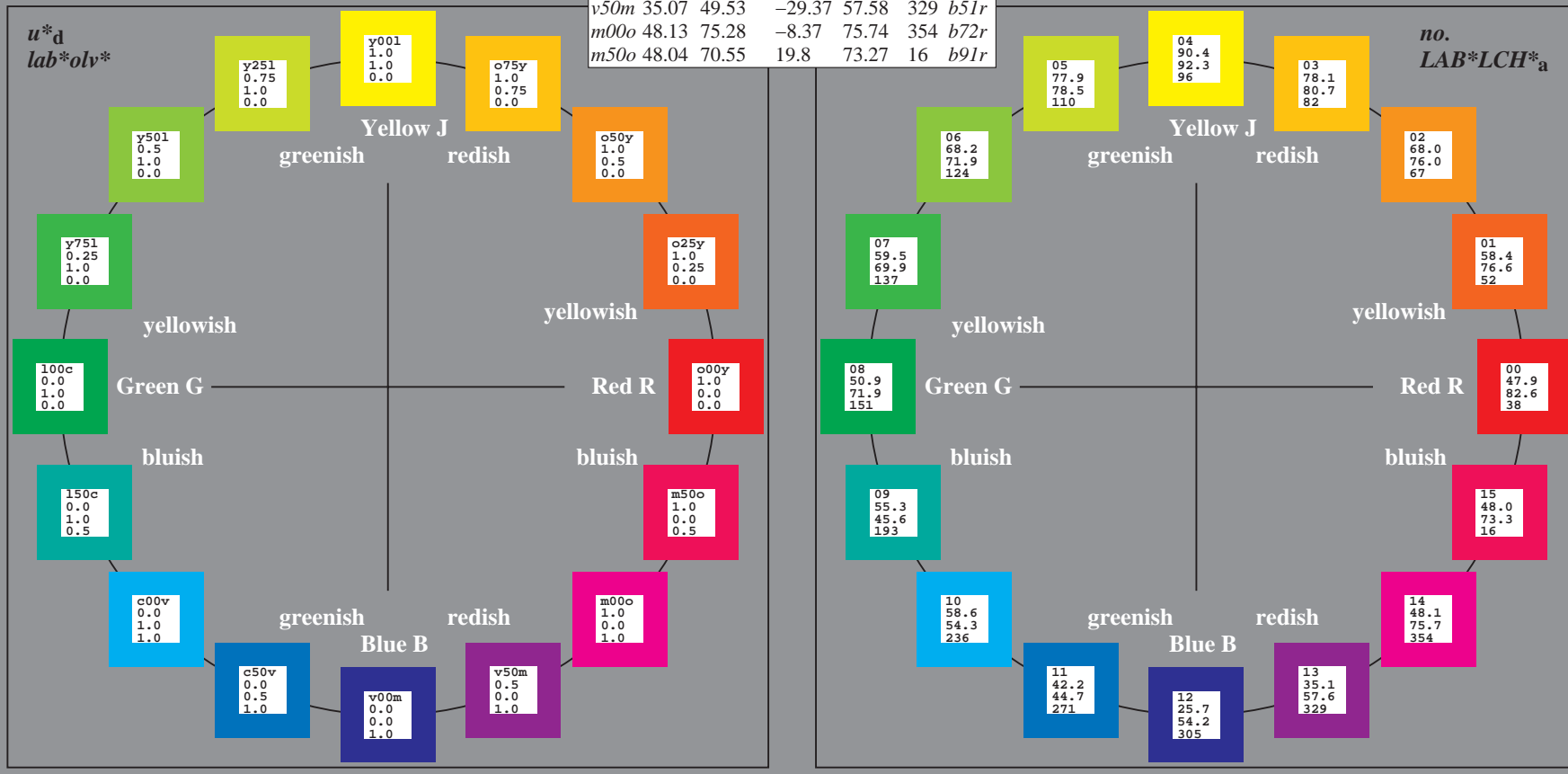
$u^*_d$	$L^*=L^*_a$	$a^*_a$	$b^*_a$	$C^*_{ab,a}$	$h^*_{ab,a}$	$u^*_e$
<i>o00y</i>	47.94	65.39	50.52	82.63	38	<i>r18j</i>
<i>o25y</i>	58.38	46.78	60.66	76.6	52	<i>r40j</i>
<i>o50y</i>	67.98	29.66	69.99	76.02	67	<i>r62j</i>
<i>o75y</i>	78.09	11.63	79.82	80.66	82	<i>r83j</i>
<i>y00l</i>	90.37	-10.27	91.75	92.32	96	<i>j25g</i>
<i>y25l</i>	77.89	-26.88	73.8	78.54	110	<i>j25g</i>
<i>y50l</i>	68.18	-39.82	59.82	71.86	124	<i>j44g</i>
<i>y75l</i>	59.54	-51.32	47.39	69.86	137	<i>j64g</i>
<i>l00c</i>	50.9	-44.33	-34.96	71.91	151	<i>j83g</i>
<i>c00v</i>	58.62	-30.35	-45.02	54.3	236	<i>g67b</i>
<i>c50v</i>	42.16	0.4	-44.72	44.72	271	<i>g98b</i>
<i>v00m</i>	25.72	31.1	-44.41	54.22	305	<i>b29r</i>
<i>v50m</i>	35.07	49.53	-29.37	57.58	329	<i>b51r</i>
<i>m00o</i>	48.13	75.28	-8.37	75.74	354	<i>b72r</i>
<i>m50o</i>	48.04	70.55	19.8	73.27	16	<i>b91r</i>



%Gamut  
 $u^*_{rel} = 93$   
 %Regularity  
 $g^*_{H,rel} = 57$   
 $g^*_{C,rel} = 59$

ORS18\_95aM; adapted (a) CIELAB data

Name	$L^*=L^*_a$	$a^*_a$	$b^*_a$	$C^*_{ab,a}$	$h^*_{ab,a}$
O <sub>Ma</sub>	47.94	65.39	50.52	82.63	38
Y <sub>Ma</sub>	90.37	-10.27	91.75	92.32	96
L <sub>Ma</sub>	50.9	-62.84	34.96	71.91	151
C <sub>Ma</sub>	58.62	-30.35	-45.02	54.3	236
V <sub>Ma</sub>	25.72	31.1	-44.41	54.22	305
M <sub>Ma</sub>	48.13	75.28	-8.37	75.74	354
N <sub>Ma</sub>	18.01	0.0	0.0	0.0	0
W <sub>Ma</sub>	95.41	0.0	0.0	0.0	0
O <sub>CIE</sub>	39.92	58.74	27.99	65.07	25
Y <sub>CIE</sub>	81.26	-2.89	71.56	71.62	92
L <sub>CIE</sub>	52.23	-42.42	13.6	44.55	162
V <sub>CIE</sub>	30.57	1.41	-46.47	46.49	272

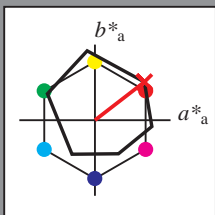


See for similar files: <http://www.ps.bam.de/Ee64/>; [www.ps.bam.de/Ee.HTM](http://www.ps.bam.de/Ee.HTM)  
 Technical information: <http://www.ps.bam.de> Version 2.1, io=1,1, ColSpx=1

BAM registration: 20081001-Ee64/10L/L64E00NP.PS/.PDF BAM material: code=rh4ta  
 application for evaluation and measurement of printer or monitor systems

Input and output: Colorimetric Printer Reflective System ORS18\_95aM for relative CIELAB hue  $h^* = lab^*h^* = h^*_{ab}/360 = 0.105$

data for any colour:  
 $lab^*tch^*$  and  $lab^*icu^*$   
 Hue texts:  
 $u^*_d = o00y$   $u^*_e = r18j$   
 contrast reduction factor:  
 $c_R = 1.0$   
 triangle lightness  $t^*$



ORS18\_95aM; adapted (a) CIELAB data

$u^*_d$	$L^*=L^*_a$	$a^*_a$	$b^*_a$	$C^*_{ab,a}$	$h^*_{ab,a}$
O <sub>Ma</sub>	47.94	65.39	50.52	82.63	38
Y <sub>Ma</sub>	90.37	-10.27	91.75	92.32	96
L <sub>Ma</sub>	50.9	-62.84	34.96	71.91	151
C <sub>Ma</sub>	58.62	-30.35	-45.02	54.3	236
V <sub>Ma</sub>	25.72	31.1	-44.41	54.22	305
M <sub>Ma</sub>	48.13	75.28	-8.37	75.74	354
N <sub>Ma</sub>	18.01	0.0	0.0	0.0	0
W <sub>Ma</sub>	95.41	0.0	0.0	0.0	0
O <sub>Ma</sub>	39.92	58.74	27.99	65.07	25
Y <sub>Ma</sub>	81.26	-2.89	71.56	71.62	92
L <sub>Ma</sub>	52.23	-42.42	13.6	44.55	162
V <sub>Ma</sub>	30.57	1.41	-46.47	46.49	272

Data for maximum colour (Ma):

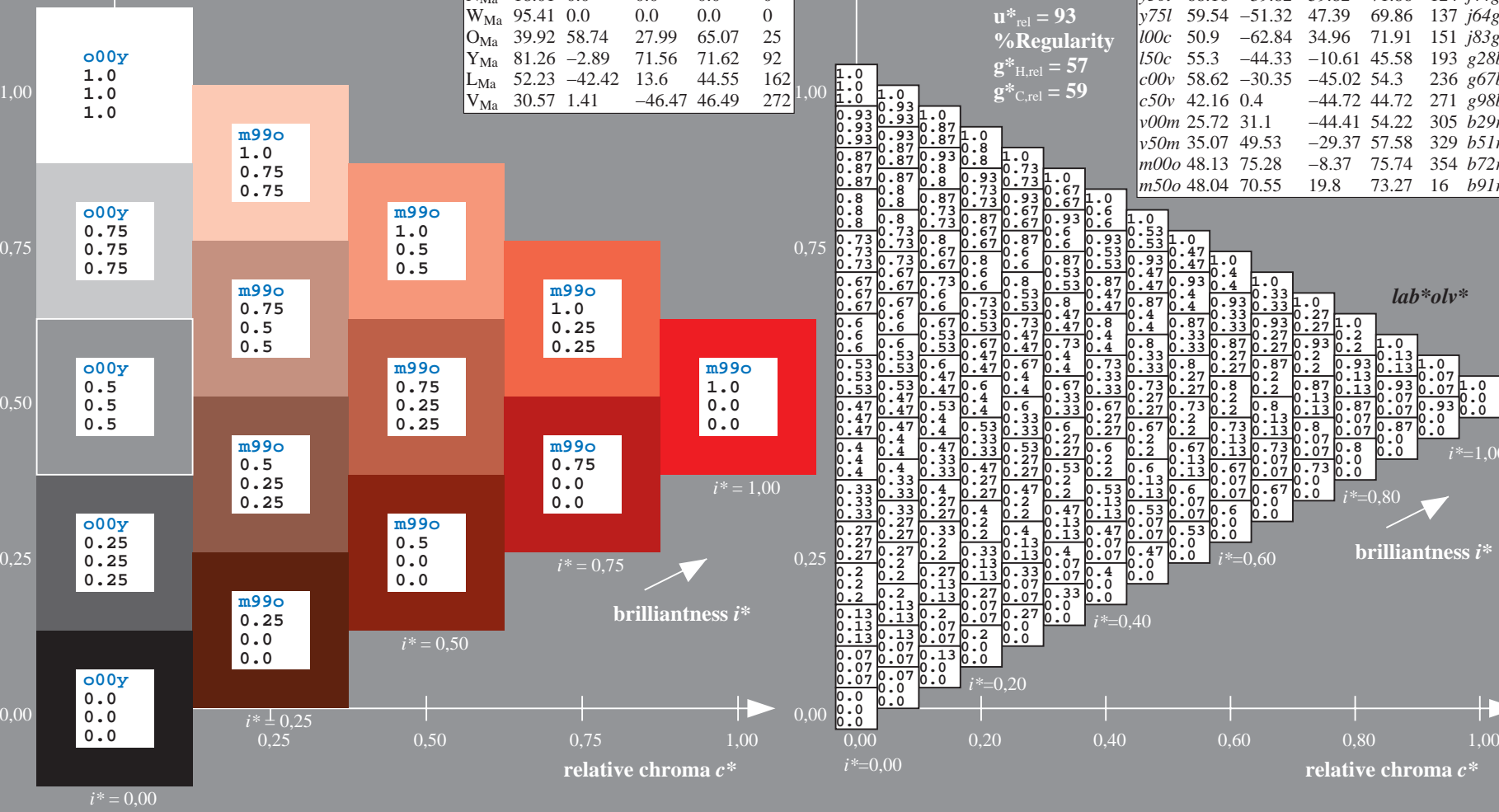
$LAB^*LAB^*_{Ma}$ : 48 65 51  
 $LAB^*LCH^*_{Ma}$ : 48 83 37  
 $lab^*olv^*_{Ma}$ : 1.0 0.0 0.0  
 $lab^*rgb^*_{Ma}$ : 1.0 0.18 0.0

triangle lightness  $t^*$

%Gamut  
 $u^*_{rel} = 93$   
 %Regularity  
 $g^*_{H,rel} = 57$   
 $g^*_{C,rel} = 59$

ORS18\_95aM; adapted (a) CIELAB data

$u^*_d$	$L^*=L^*_a$	$a^*_a$	$b^*_a$	$C^*_{ab,a}$	$h^*_{ab,a}$	$u^*_e$
<i>o00y</i>	47.94	65.39	50.52	82.63	38	<i>r18j</i>
<i>o25y</i>	58.38	46.78	60.66	76.6	52	<i>r40j</i>
<i>o50y</i>	67.98	29.66	69.99	76.02	67	<i>r62j</i>
<i>o75y</i>	78.09	11.63	79.82	80.66	82	<i>r83j</i>
<i>y00l</i>	90.37	-10.27	91.75	92.32	96	<i>j06g</i>
<i>y25l</i>	77.89	-26.88	73.8	78.54	110	<i>j25g</i>
<i>y50l</i>	68.18	-39.82	59.82	71.86	124	<i>j44g</i>
<i>y75l</i>	59.54	-51.32	47.39	69.86	137	<i>j64g</i>
<i>l00c</i>	50.9	-62.84	34.96	71.91	151	<i>j83g</i>
<i>l50c</i>	55.3	-44.33	-10.61	45.58	193	<i>g28b</i>
<i>c00v</i>	58.62	-30.35	-45.02	54.3	236	<i>g67b</i>
<i>c50v</i>	42.16	0.4	-44.72	44.72	271	<i>g98b</i>
<i>v00m</i>	25.72	31.1	-44.41	54.22	305	<i>b29r</i>
<i>v50m</i>	35.07	49.53	-29.37	57.58	329	<i>b51r</i>
<i>m00o</i>	48.13	75.28	-8.37	75.74	354	<i>b72r</i>
<i>m50o</i>	48.04	70.55	19.8	73.27	16	<i>b91r</i>

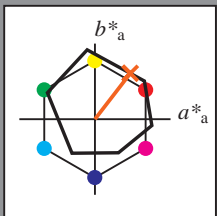


See for similar files: <http://www.ps.bam.de/Ee64/>; [www.ps.bam.de/Ee.HTM](http://www.ps.bam.de/Ee.HTM)  
 Technical information: <http://www.ps.bam.de> Version 2.1, io=1,1, ColSpx=1

BAM registration: 20081001-Ee64/10L/L64E00NP.PS/.PDF BAM material: code=rhadata  
 application for evaluation and measurement of printer or monitor systems

Input and output: Colorimetric Printer Reflective System ORS18\_95aM for relative CIELAB hue  $h^* = lab^*h^* = h^*_{ab}/360 = 0.145$   
 data for any colour:  
 $lab^*tch^*$  and  $lab^*icu^*$

Hue texts:  
 $u^*_d = o25y$   $u^*_e = r40j$   
 contrast reduction factor:  
 $c_R = 1.0$   
 triangle lightness  $t^*$



ORS18_95aM; adapted (a) CIELAB data						
	$u^*_d$	$L^*=L^*_a$	$a^*_a$	$b^*_a$	$C^*_{ab,a}$	$h^*_{ab,a}$
O <sub>Ma</sub>	47.94	65.39	50.52	82.63	38	38
Y <sub>Ma</sub>	90.37	-10.27	91.75	92.32	96	96
L <sub>Ma</sub>	50.9	-62.84	34.96	71.91	151	151
C <sub>Ma</sub>	58.62	-30.35	-45.02	54.3	236	236
V <sub>Ma</sub>	25.72	31.1	-44.41	54.22	305	305
M <sub>Ma</sub>	48.13	75.28	-8.37	75.74	354	354
N <sub>Ma</sub>	18.01	0.0	0.0	0.0	0	0
W <sub>Ma</sub>	95.41	0.0	0.0	0.0	0	0
O <sub>Ma</sub>	39.92	58.74	27.99	65.07	25	25
Y <sub>Ma</sub>	81.26	-2.89	71.56	71.62	92	92
L <sub>Ma</sub>	52.23	-42.42	13.6	44.55	162	162
V <sub>Ma</sub>	30.57	1.41	-46.47	46.49	272	272

Data for maximum colour (Ma):

$LAB^*LAB^*_{Ma}$ : 58 47 61

$LAB^*LCH^*_{Ma}$ : 58 77 52

$lab^*olv^*_{Ma}$ : 1.0 0.25 0.0

$lab^*rgb^*_{Ma}$ : 1.0 0.4 0.0

triangle lightness  $t^*$

%Gamut

$u^*_{rel} = 93$

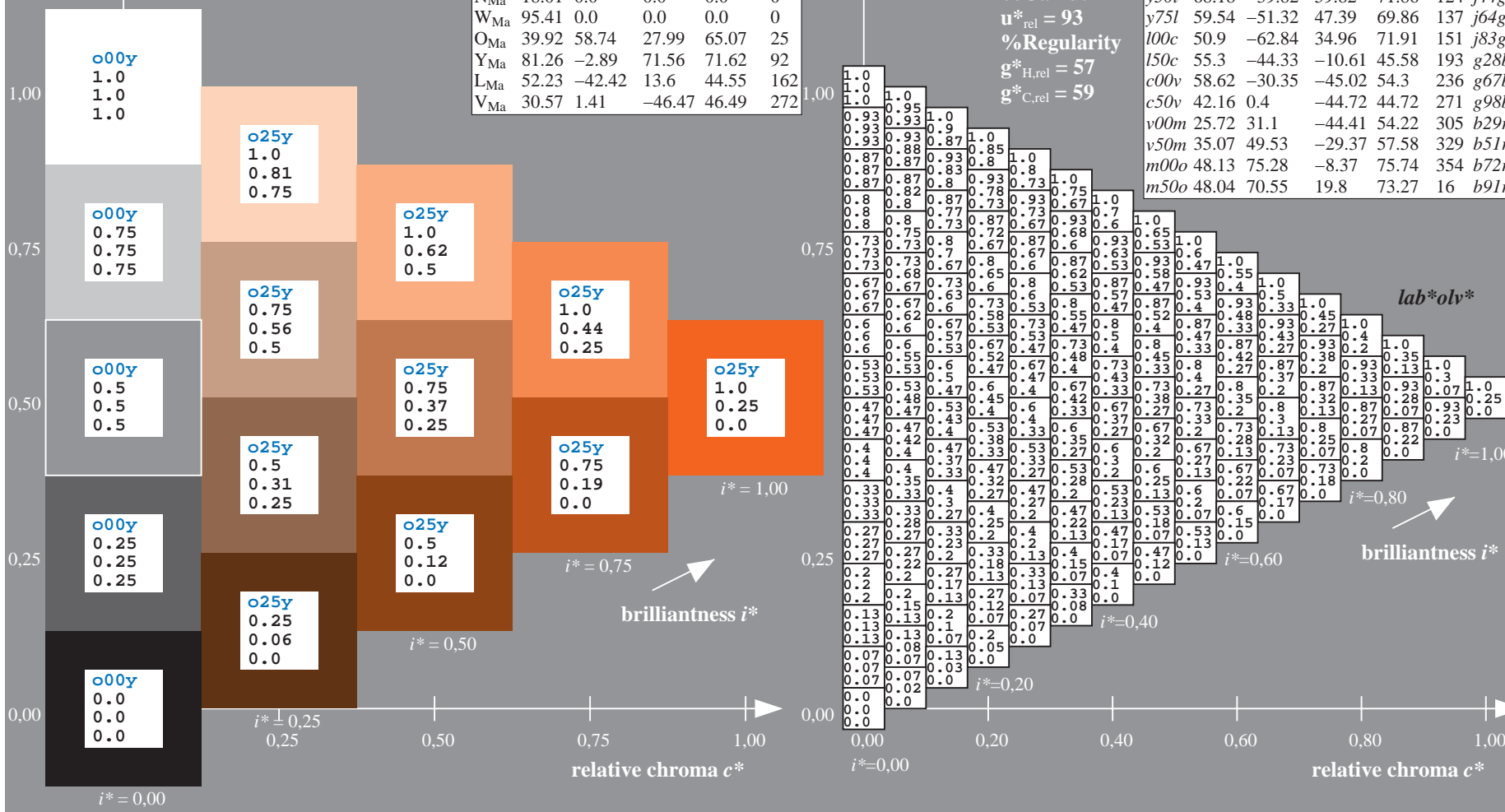
%Regularity

$g^*_{H,rel} = 57$

$g^*_{C,rel} = 59$

$u^*_d = o25y$   
 $lab^*olv^*$

ORS18_95aM; adapted (a) CIELAB data							
	$u^*_d$	$L^*=L^*_a$	$a^*_a$	$b^*_a$	$C^*_{ab,a}$	$h^*_{ab,a}$	$u^*_e$
o00y	47.94	65.39	50.52	82.63	38	38	r18j
o25y	58.38	46.78	60.66	76.6	52	52	r40j
o50y	67.98	29.66	69.99	76.02	67	67	r62j
o75y	78.09	11.63	79.82	80.66	82	82	r83j
y00l	90.37	-10.27	91.75	92.32	96	96	j06g
y25l	77.89	-26.88	73.8	78.54	110	110	j25g
y50l	68.18	-39.82	59.82	71.86	124	124	j44g
y75l	59.54	-51.32	47.39	69.86	137	137	j64g
l00c	50.9	-62.84	34.96	71.91	151	151	j83g
l50c	55.3	-44.33	-10.61	45.58	193	193	g28b
c00v	58.62	-30.35	-45.02	54.3	236	236	g67b
c50v	42.16	0.4	-44.72	44.72	271	271	g98b
v00m	25.72	31.1	-44.41	54.22	305	305	b29r
v50m	35.07	49.53	-29.37	57.58	329	329	b51r
m00o	48.13	75.28	-8.37	75.74	354	354	b72r
m50o	48.04	70.55	19.8	73.27	16	16	b91r

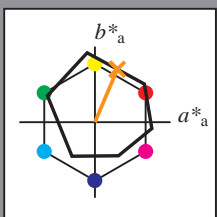


See for similar files: <http://www.ps.bam.de/Ee64/>; [www.ps.bam.de](http://www.ps.bam.de)  
 Technical information: <http://www.ps.bam.de> Version 2.1, io=1,1, ColSPx=1

BAM registration: 20081001-Ee64/10L/L64E00NP.PS/.PDF BAM material: code=rhadata  
 application for evaluation and measurement of printer or monitor systems

Input and output: Colorimetric Printer Reflective System ORS18\_95aM for relative CIELAB hue  $h^* = lab^*h^* = h^*_{ab}/360 = 0.186$   
 data for any colour:  
 $lab^*tch^*$  and  $lab^*icu^*$

Hue texts:  
 $u^*_d = o50y$   $u^*_e = r62j$   
 contrast reduction factor:  
 $c_R = 1.0$   
 triangle lightness  $t^*$



ORS18_95aM; adapted (a) CIELAB data						
$u^*_d$	$L^*=L^*_a$	$a^*_a$	$b^*_a$	$C^*_{ab,a}$	$h^*_{ab,a}$	
O <sub>Ma</sub>	47.94	65.39	50.52	82.63	38	
Y <sub>Ma</sub>	90.37	-10.27	91.75	92.32	96	
L <sub>Ma</sub>	50.9	-62.84	34.96	71.91	151	
C <sub>Ma</sub>	58.62	-30.35	-45.02	54.3	236	
V <sub>Ma</sub>	25.72	31.1	-44.41	54.22	305	
M <sub>Ma</sub>	48.13	75.28	-8.37	75.74	354	
N <sub>Ma</sub>	18.01	0.0	0.0	0.0	0	
W <sub>Ma</sub>	95.41	0.0	0.0	0.0	0	
O <sub>Ma</sub>	39.92	58.74	27.99	65.07	25	
Y <sub>Ma</sub>	81.26	-2.89	71.56	71.62	92	
L <sub>Ma</sub>	52.23	-42.42	13.6	44.55	162	
V <sub>Ma</sub>	30.57	1.41	-46.47	46.49	272	

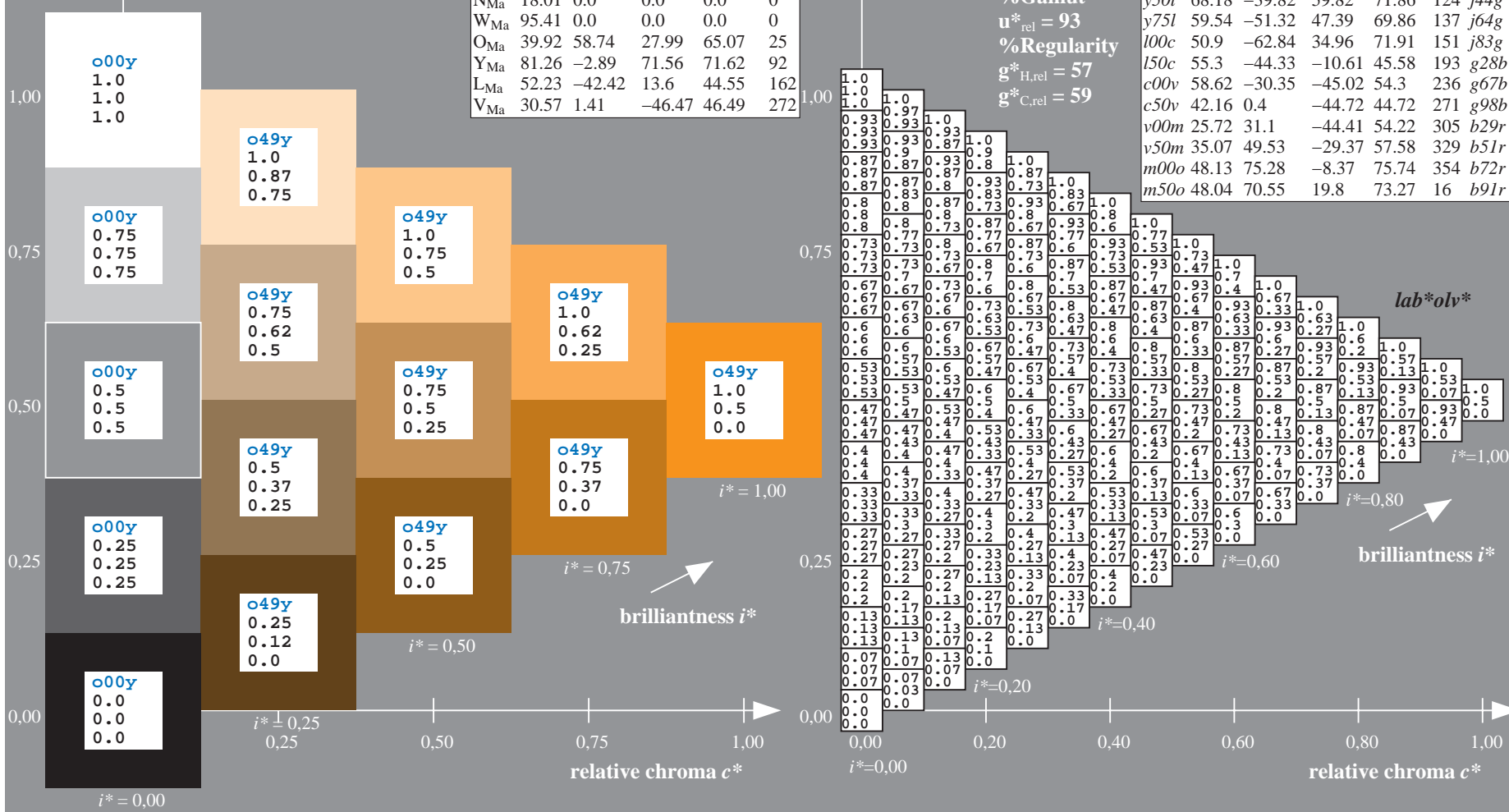
Data for maximum colour (Ma):

$LAB^*LAB^*_{Ma}$ : 68 30 70  
 $LAB^*LCH^*_{Ma}$ : 68 76 67  
 $lab^*olv^*_{Ma}$ : 1.0 0.5 0.0  
 $lab^*rgb^*_{Ma}$ : 1.0 0.62 0.0

triangle lightness  $t^*$

%Gamut  
 $u^*_{rel} = 93$   
 %Regularity  
 $g^*_{H,rel} = 57$   
 $g^*_{C,rel} = 59$

ORS18_95aM; adapted (a) CIELAB data							$u^*_d = o50y$	$lab^*olv^*$
$u^*_d$	$L^*=L^*_a$	$a^*_a$	$b^*_a$	$C^*_{ab,a}$	$h^*_{ab,a}$	$u^*_e$		
o00y	47.94	65.39	50.52	82.63	38	r18j		
o25y	58.38	46.78	60.66	76.6	52	r40j		
o50y	67.98	29.66	69.99	76.02	67	r62j		
o75y	78.09	11.63	79.82	80.66	82	r83j		
y00l	90.37	-10.27	91.75	92.32	96	j06g		
y25l	77.89	-26.88	73.8	78.54	110	j25g		
y50l	68.18	-39.82	59.82	71.86	124	j44g		
y75l	59.54	-51.32	47.39	69.86	137	j64g		
l00c	50.9	-62.84	34.96	71.91	151	j83g		
l50c	55.3	-44.33	-10.61	45.58	193	g28b		
c00v	58.62	-30.35	-45.02	54.3	236	g67b		
c50v	42.16	0.4	-44.72	44.72	271	g98b		
v00m	25.72	31.1	-44.41	54.22	305	b29r		
v50m	35.07	49.53	-29.37	57.58	329	b51r		
m00o	48.13	75.28	-8.37	75.74	354	b72r		
m50o	48.04	70.55	19.8	73.27	16	b91r		



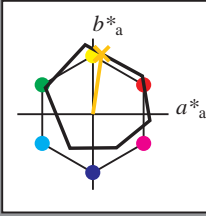
See for similar files: <http://www.ps.bam.de/Ee64/>; [www.ps.bam.de/Ee.HTM](http://www.ps.bam.de/Ee.HTM)  
 Technical information: <http://www.ps.bam.de> Version 2.1, io=1,1, ColSPx=1

BAM registration: 20081001-Ee64/10L/L64E00NP.PS/.PDF BAM material: code=rhadata  
 application for evaluation and measurement of printer or monitor systems



Input and output: Colorimetric Printer Reflective System ORS18\_95aM for relative CIELAB hue  $h^* = lab^*h^* = h^*_{ab}/360 = 0.227$   
 data for any colour:  
 $lab^*tch^*$  and  $lab^*icu^*$

Hue texts:  
 $u^*_d = 0.75y$   $u^*_e = r83j$   
 contrast reduction factor:  
 $c_R = 1.0$   
 triangle lightness  $t^*$



ORS18\_95aM; adapted (a) CIELAB data

	$u^*_d$	$L^*=L^*_a$	$a^*_a$	$b^*_a$	$C^*_{ab,a}$	$h^*_{ab,a}$
O <sub>Ma</sub>	47.94	65.39	50.52	82.63	38	
Y <sub>Ma</sub>	90.37	-10.27	91.75	92.32	96	
L <sub>Ma</sub>	50.9	-62.84	34.96	71.91	151	
C <sub>Ma</sub>	58.62	-30.35	-45.02	54.3	236	
V <sub>Ma</sub>	25.72	31.1	-44.41	54.22	305	
M <sub>Ma</sub>	48.13	75.28	-8.37	75.74	354	
N <sub>Ma</sub>	18.01	0.0	0.0	0.0	0	
W <sub>Ma</sub>	95.41	0.0	0.0	0.0	0	
O <sub>Ma</sub>	39.92	58.74	27.99	65.07	25	
Y <sub>Ma</sub>	81.26	-2.89	71.56	71.62	92	
L <sub>Ma</sub>	52.23	-42.42	13.6	44.55	162	
V <sub>Ma</sub>	30.57	1.41	-46.47	46.49	272	

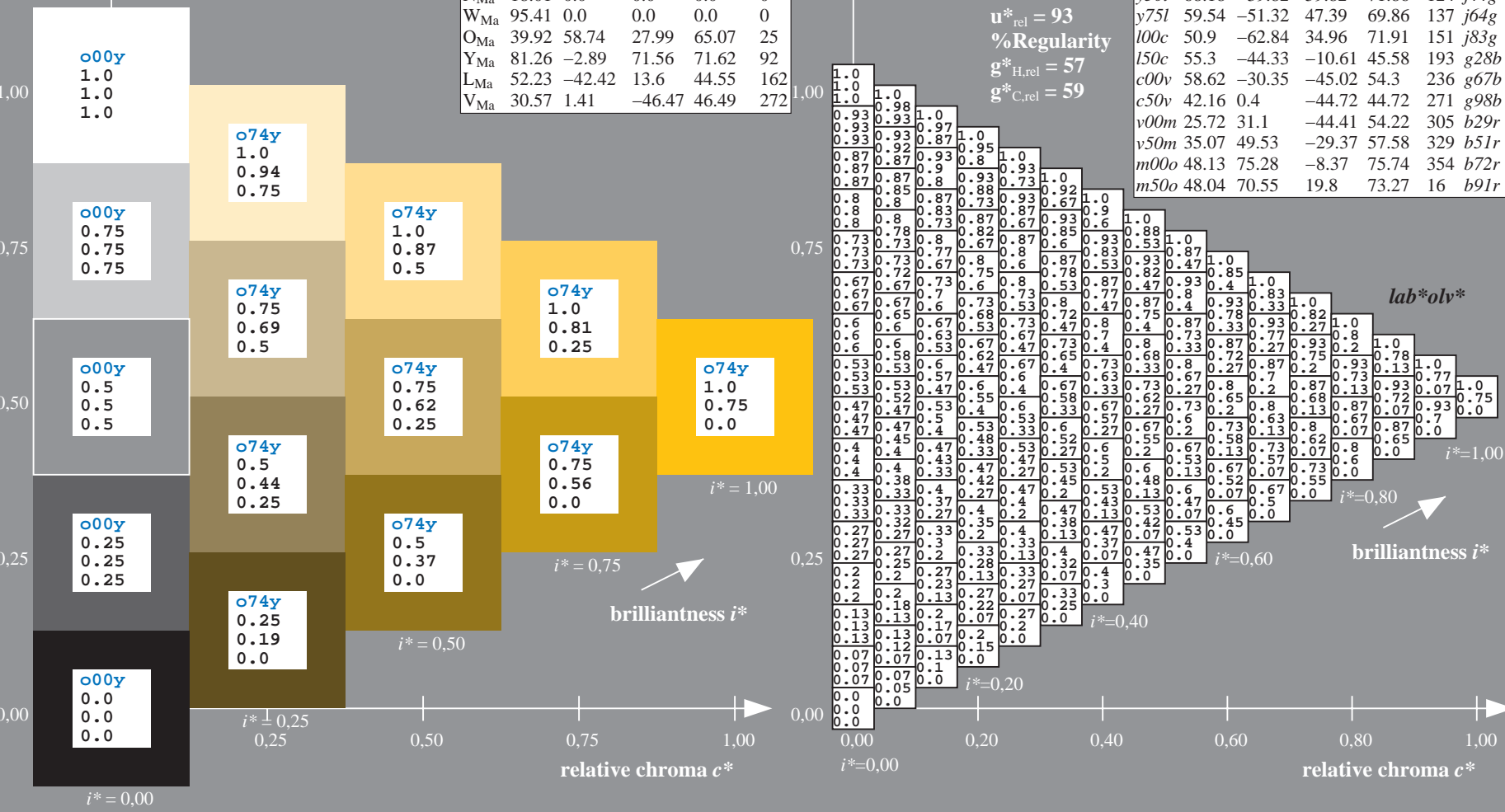
Data for maximum colour (Ma):

$LAB^*LAB^*_{Ma}$ : 78 12 80  
 $LAB^*LCH^*_{Ma}$ : 78 81 81  
 $lab^*olv^*_{Ma}$ : 1.0 0.75 0.0  
 $lab^*rgb^*_{Ma}$ : 1.0 0.84 0.0

triangle lightness  $t^*$   
 %Gamut  
 $u^*_{rel} = 93$   
 %Regularity  
 $g^*_{H,rel} = 57$   
 $g^*_{C,rel} = 59$

ORS18\_95aM; adapted (a) CIELAB data

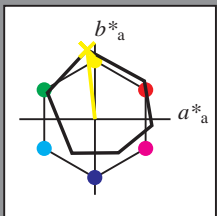
	$u^*_d$	$L^*=L^*_a$	$a^*_a$	$b^*_a$	$C^*_{ab,a}$	$h^*_{ab,a}$	$u^*_e$
o00y	47.94	65.39	50.52	82.63	38		r18j
o25y	58.38	46.78	60.66	76.6	52		r40j
o50y	67.98	29.66	69.99	76.02	67		r62j
o75y	78.09	11.63	79.82	80.66	82		r83j
y00l	90.37	-10.27	91.75	92.32	96		j06g
y25l	77.89	-26.88	73.8	78.54	110		j25g
y50l	68.18	-39.82	59.82	71.86	124		j44g
y75l	59.54	-51.32	47.39	69.86	137		j64g
l00c	50.9	-62.84	34.96	71.91	151		j83g
l50c	55.3	-44.33	-10.61	45.58	193		g28b
c00v	58.62	-30.35	-45.02	54.3	236		g67b
c50v	42.16	0.4	-44.72	44.72	271		g98b
v00m	25.72	31.1	-44.41	54.22	305		b29r
v50m	35.07	49.53	-29.37	57.58	329		b51r
m00o	48.13	75.28	-8.37	75.74	354		b72r
m50o	48.04	70.55	19.8	73.27	16		b91r



BAM registration: 20081001-Ee64/10L/L64E00NP.PS/.PDF BAM material: code=rhadata  
 application for evaluation and measurement of printer or monitor systems

Input and output: Colorimetric Printer Reflective System ORS18\_95aM for relative CIELAB hue  $h^* = lab^*h^* = h_{ab}^*/360 = 0.268$   
 data for any colour:

$lab^*tch^*$  and  $lab^*icu^*$   
 Hue texts:  
 $u^*_d = y00l$   $u^*_e = j06g$   
 contrast reduction factor:  
 $c_R = 1.0$   
 triangle lightness  $t^*$



ORS18\_95aM; adapted (a) CIELAB data

	$u^*_d$	$L^*=L^*_a$	$a^*_a$	$b^*_a$	$C^*_{ab,a}$	$h^*_{ab,a}$
O <sub>Ma</sub>	47.94	65.39	50.52	82.63	38	
Y <sub>Ma</sub>	90.37	-10.27	91.75	92.32	96	
L <sub>Ma</sub>	50.9	-62.84	34.96	71.91	151	
C <sub>Ma</sub>	58.62	-30.35	-45.02	54.3	236	
V <sub>Ma</sub>	25.72	31.1	-44.41	54.22	305	
M <sub>Ma</sub>	48.13	75.28	-8.37	75.74	354	
N <sub>Ma</sub>	18.01	0.0	0.0	0.0	0	
W <sub>Ma</sub>	95.41	0.0	0.0	0.0	0	
O <sub>Ma</sub>	39.92	58.74	27.99	65.07	25	
Y <sub>Ma</sub>	81.26	-2.89	71.56	71.62	92	
L <sub>Ma</sub>	52.23	-42.42	13.6	44.55	162	
V <sub>Ma</sub>	30.57	1.41	-46.47	46.49	272	

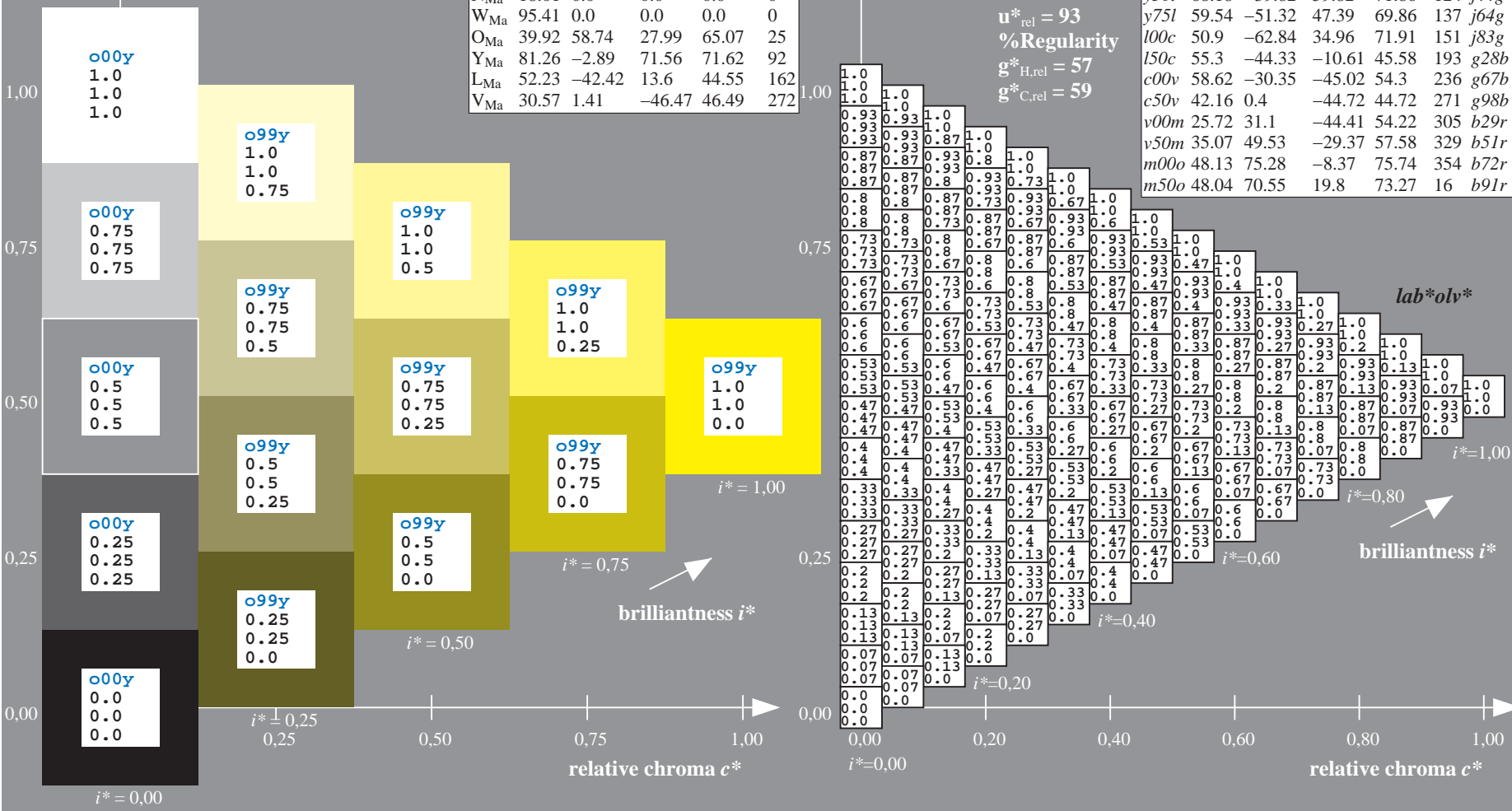
Data for maximum colour (Ma):

$LAB^*LAB^*_{Ma}$ : 90 -10 92  
 $LAB^*LCH^*_{Ma}$ : 90 92 96  
 $lab^*olv^*_{Ma}$ : 1.0 1.0 0.0  
 $lab^*rgb^*_{Ma}$ : 0.94 1.0 0.0  
 triangle lightness  $t^*$

%Gamut  
 $u^*_{rel} = 93$   
 %Regularity  
 $g^*_{H,rel} = 57$   
 $g^*_{C,rel} = 59$

ORS18\_95aM; adapted (a) CIELAB data

	$u^*_d$	$L^*=L^*_a$	$a^*_a$	$b^*_a$	$C^*_{ab,a}$	$h^*_{ab,a}$	$u^*_e$
o00y	47.94	65.39	50.52	82.63	38		r18j
o25y	58.38	46.78	60.66	76.6	52		r40j
o50y	67.98	29.66	69.99	76.02	67		r62j
o75y	78.09	11.63	79.82	80.66	82		r83j
y00l	90.37	-10.27	91.75	92.32	96		j06g
y25l	77.89	-26.88	73.8	78.54	110		j25g
y50l	68.18	-39.82	59.82	71.86	124		j44g
y75l	59.54	-51.32	47.39	69.86	137		j64g
l00c	50.9	-62.84	34.96	71.91	151		j83g
l50c	55.3	-44.33	-10.61	45.58	193		g28b
c00v	58.62	-30.35	-45.02	54.3	236		g67b
c50v	42.16	0.4	-44.72	44.72	271		g98b
v00m	25.72	31.1	-44.41	54.22	305		b29r
v50m	35.07	49.53	-29.37	57.58	329		b51r
m00o	48.13	75.28	-8.37	75.74	354		b72r
m50o	48.04	70.55	19.8	73.27	16		b91r

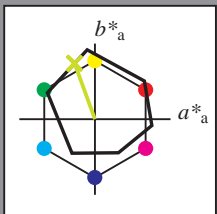


See for similar files: <http://www.ps.bam.de/Ee64/>; [www.ps.bam.de/Ee.HTM](http://www.ps.bam.de/Ee.HTM)  
 Technical information: <http://www.ps.bam.de> Version 2.1, io=1,1, ColSPX=1

BAM registration: 20081001-Ee64/10L/L64E00NP.PS/.PDF BAM material: code=rhadata  
 application for evaluation and measurement of printer or monitor systems

Input and output: Colorimetric Printer Reflective System ORS18\_95aM for relative CIELAB hue  $h^* = lab^*h^* = h_{ab}^*/360 = 0.306$   
 data for any colour:

$lab^*tch^*$  and  $lab^*icu^*$   
 Hue texts:  
 $u^*_d = y25l$   $u^*_e = j25g$   
 contrast reduction factor:  
 $c_R = 1.0$   
 triangle lightness  $t^*$



ORS18\_95aM; adapted (a) CIELAB data

	$u^*_d$	$L^*=L^*_a$	$a^*_a$	$b^*_a$	$C^*_{ab,a}$	$h^*_{ab,a}$
O <sub>Ma</sub>	47.94	65.39	50.52	82.63	38	38
Y <sub>Ma</sub>	90.37	-10.27	91.75	92.32	96	96
L <sub>Ma</sub>	50.9	-62.84	34.96	71.91	151	151
C <sub>Ma</sub>	58.62	-30.35	-45.02	54.3	236	236
V <sub>Ma</sub>	25.72	31.1	-44.41	54.22	305	305
M <sub>Ma</sub>	48.13	75.28	-8.37	75.74	354	354
N <sub>Ma</sub>	18.01	0.0	0.0	0.0	0	0
W <sub>Ma</sub>	95.41	0.0	0.0	0.0	0	0
O <sub>Ma</sub>	39.92	58.74	27.99	65.07	25	25
Y <sub>Ma</sub>	81.26	-2.89	71.56	71.62	92	92
L <sub>Ma</sub>	52.23	-42.42	13.6	44.55	162	162
V <sub>Ma</sub>	30.57	1.41	-46.47	46.49	272	272

Data for maximum colour (Ma):

$LAB^*LAB^*_{Ma}$ : 78 -27 74

$LAB^*LCH^*_{Ma}$ : 78 79 110

$lab^*olv^*_{Ma}$ : 0.75 1.0 0.0

$lab^*rgb^*_{Ma}$ : 0.75 1.0 0.0

triangle lightness  $t^*$

%Gamut

$u^*_{rel} = 93$

%Regularity

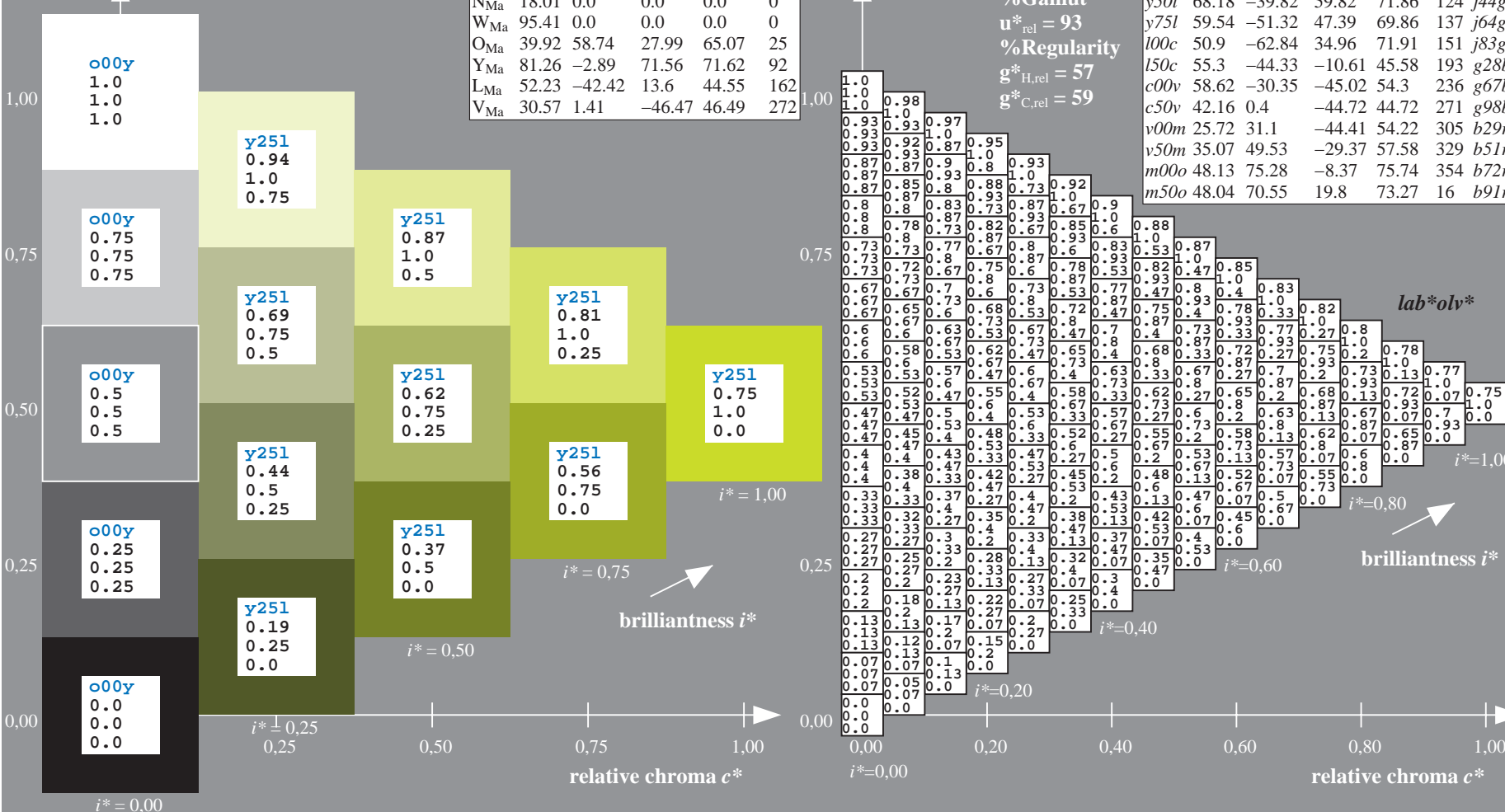
$g^*_{H,rel} = 57$

$g^*_{C,rel} = 59$

$u^*_d = y25l$   
 $lab^*olv^*$

ORS18\_95aM; adapted (a) CIELAB data

	$u^*_d$	$L^*=L^*_a$	$a^*_a$	$b^*_a$	$C^*_{ab,a}$	$h^*_{ab,a}$	$u^*_e$
o00y	47.94	65.39	50.52	82.63	38	38	r18j
o25y	58.38	46.78	60.66	76.6	52	67	r40j
o50y	67.98	29.66	69.99	76.02	67	62	r62j
o75y	78.09	11.63	79.82	80.66	82	83	r83j
y00l	90.37	-10.27	91.75	92.32	96	96	j06g
y25l	77.89	-26.88	73.8	78.54	110	110	j25g
y50l	68.18	-39.82	59.82	71.86	124	124	j44g
y75l	59.54	-51.32	47.39	69.86	137	137	j64g
l00c	50.9	-62.84	34.96	71.91	151	151	j83g
l50c	55.3	-44.33	-10.61	45.58	193	193	g28b
c00v	58.62	-30.35	-45.02	54.3	236	236	g67b
c50v	42.16	0.4	-44.72	44.72	271	271	g98b
v00m	25.72	31.1	-44.41	54.22	305	305	b29r
v50m	35.07	49.53	-29.37	57.58	329	329	b51r
m00o	48.13	75.28	-8.37	75.74	354	354	b72r
m50o	48.04	70.55	19.8	73.27	16	16	b91r

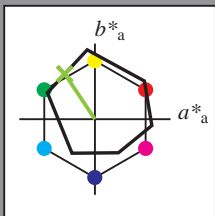


See for similar files: <http://www.ps.bam.de/Ee64/>; [www.ps.bam.de/Ee64/](http://www.ps.bam.de/Ee64/); [www.ps.bam.de/Ee64/](http://www.ps.bam.de/Ee64/)  
 Technical information: <http://www.ps.bam.de> Version 2.1, io=1,1, ColSPx=1

BAM registration: 20081001-Ee64/10L/L64E00NP.PS/.PDF BAM material: code=rhadata  
 application for evaluation and measurement of printer or monitor systems

Input and output: Colorimetric Printer Reflective System ORS18\_95aM for relative CIELAB hue  $h^* = lab^*h^* = h^*_{ab}/360 = 0.343$   
 data for any colour:

$lab^*tch^*$  and  $lab^*icu^*$   
 Hue texts:  
 $u^*_d = y50l$   $u^*_e = j44g$   
 contrast reduction factor:  
 $c_R = 1.0$   
 triangle lightness  $t^*$



ORS18\_95aM; adapted (a) CIELAB data

	$u^*_d$	$L^*=L^*_a$	$a^*_a$	$b^*_a$	$C^*_{ab,a}$	$h^*_{ab,a}$
O <sub>Ma</sub>	47.94	65.39	50.52	82.63	38	
Y <sub>Ma</sub>	90.37	-10.27	91.75	92.32	96	
L <sub>Ma</sub>	50.9	-62.84	34.96	71.91	151	
C <sub>Ma</sub>	58.62	-30.35	-45.02	54.3	236	
V <sub>Ma</sub>	25.72	31.1	-44.41	54.22	305	
M <sub>Ma</sub>	48.13	75.28	-8.37	75.74	354	
N <sub>Ma</sub>	18.01	0.0	0.0	0.0	0	
W <sub>Ma</sub>	95.41	0.0	0.0	0.0	0	
O <sub>Ma</sub>	39.92	58.74	27.99	65.07	25	
Y <sub>Ma</sub>	81.26	-2.89	71.56	71.62	92	
L <sub>Ma</sub>	52.23	-42.42	13.6	44.55	162	
V <sub>Ma</sub>	30.57	1.41	-46.47	46.49	272	

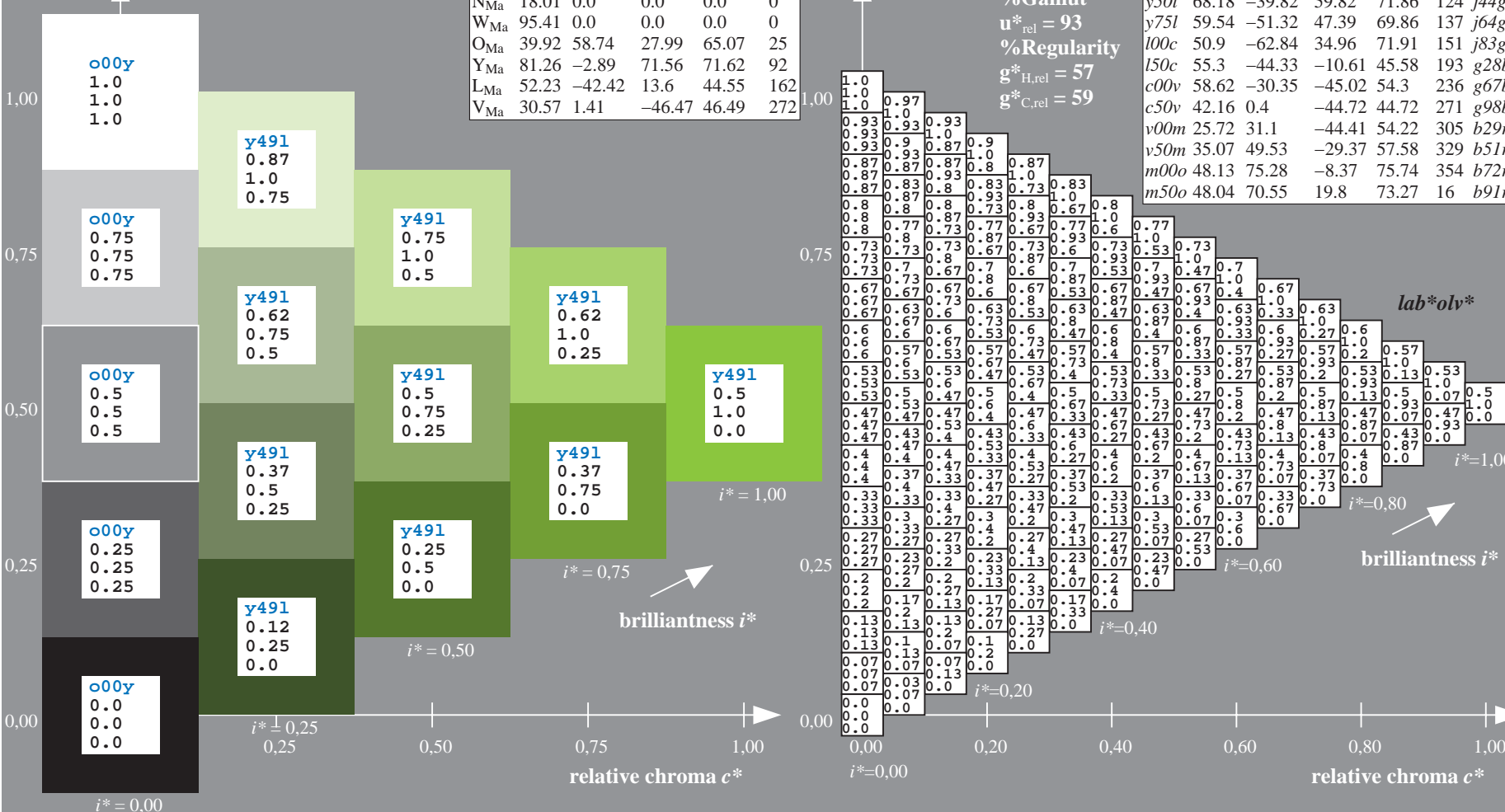
Data for maximum colour (Ma):

$LAB^*LAB^*_{Ma}$ : 68 -40 60  
 $LAB^*LCH^*_{Ma}$ : 68 72 123  
 $lab^*olv^*_{Ma}$ : 0.5 1.0 0.0  
 $lab^*rgb^*_{Ma}$ : 0.55 1.0 0.0  
 triangle lightness  $t^*$

%Gamut  
 $u^*_{rel} = 93$   
 %Regularity  
 $g^*_{H,rel} = 57$   
 $g^*_{C,rel} = 59$

ORS18\_95aM; adapted (a) CIELAB data

	$u^*_d$	$L^*=L^*_a$	$a^*_a$	$b^*_a$	$C^*_{ab,a}$	$h^*_{ab,a}$	$u^*_e$
o00y	47.94	65.39	50.52	82.63	38		r18j
o25y	58.38	46.78	60.66	76.6	52		r40j
o50y	67.98	29.66	69.99	76.02	67		r62j
o75y	78.09	11.63	79.82	80.66	82		r83j
y00l	90.37	-10.27	91.75	92.32	96		j06g
y25l	77.89	-26.88	73.8	78.54	110		j25g
y50l	68.18	-39.82	59.82	71.86	124		j44g
y75l	59.54	-51.32	47.39	69.86	137		j64g
l00c	50.9	-62.84	34.96	71.91	151		j83g
l50c	55.3	-44.33	-10.61	45.58	193		g28b
c00v	58.62	-30.35	-45.02	54.3	236		g67b
c50v	42.16	0.4	-44.72	44.72	271		g98b
v00m	25.72	31.1	-44.41	54.22	305		b29r
v50m	35.07	49.53	-29.37	57.58	329		b51r
m00o	48.13	75.28	-8.37	75.74	354		b72r
m50o	48.04	70.55	19.8	73.27	16		b91r

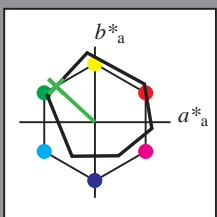


See for similar files: <http://www.ps.bam.de/Ee64/>; [www.ps.bam.de/Ee64/](http://www.ps.bam.de/Ee64/); [www.ps.bam.de/Ee64/](http://www.ps.bam.de/Ee64/)  
 Technical information: <http://www.ps.bam.de> Version 2.1, io=1,1, ColSPx=1

BAM registration: 20081001-Ee64/10L/L64E00NP.PS/.PDF BAM material: code=rh4ta  
 application for evaluation and measurement of printer or monitor systems

Input and output: Colorimetric Printer Reflective System ORS18\_95aM for relative CIELAB hue  $h^* = lab^*h^* = h^*_{ab}/360 = 0.381$   
 data for any colour:  
 $lab^*tch^*$  and  $lab^*icu^*$

Hue texts:  
 $u^*_d = y75l$   $u^*_e = j64g$   
 contrast reduction factor:  
 $c_R = 1.0$   
 triangle lightness  $t^*$



ORS18\_95aM; adapted (a) CIELAB data

	$u^*_d$	$L^*=L^*_a$	$a^*_a$	$b^*_a$	$C^*_{ab,a}$	$h^*_{ab,a}$
O <sub>Ma</sub>	47.94	65.39	50.52	82.63	38	38
Y <sub>Ma</sub>	90.37	-10.27	91.75	92.32	96	96
L <sub>Ma</sub>	50.9	-62.84	34.96	71.91	151	151
C <sub>Ma</sub>	58.62	-30.35	-45.02	54.3	236	236
V <sub>Ma</sub>	25.72	31.1	-44.41	54.22	305	305
M <sub>Ma</sub>	48.13	75.28	-8.37	75.74	354	354
N <sub>Ma</sub>	18.01	0.0	0.0	0.0	0	0
W <sub>Ma</sub>	95.41	0.0	0.0	0.0	0	0
O <sub>Ma</sub>	39.92	58.74	27.99	65.07	25	25
Y <sub>Ma</sub>	81.26	-2.89	71.56	71.62	92	92
L <sub>Ma</sub>	52.23	-42.42	13.6	44.55	162	162
V <sub>Ma</sub>	30.57	1.41	-46.47	46.49	272	272

Data for maximum colour (Ma):

$LAB^*LAB^*_{Ma}$ : 60 -51 47

$LAB^*LCH^*_{Ma}$ : 60 70 137

$lab^*olv^*_{Ma}$ : 0.25 1.0 0.0

$lab^*rgb^*_{Ma}$ : 0.36 1.0 0.0

triangle lightness  $t^*$

%Gamut

$u^*_{rel} = 93$

%Regularity

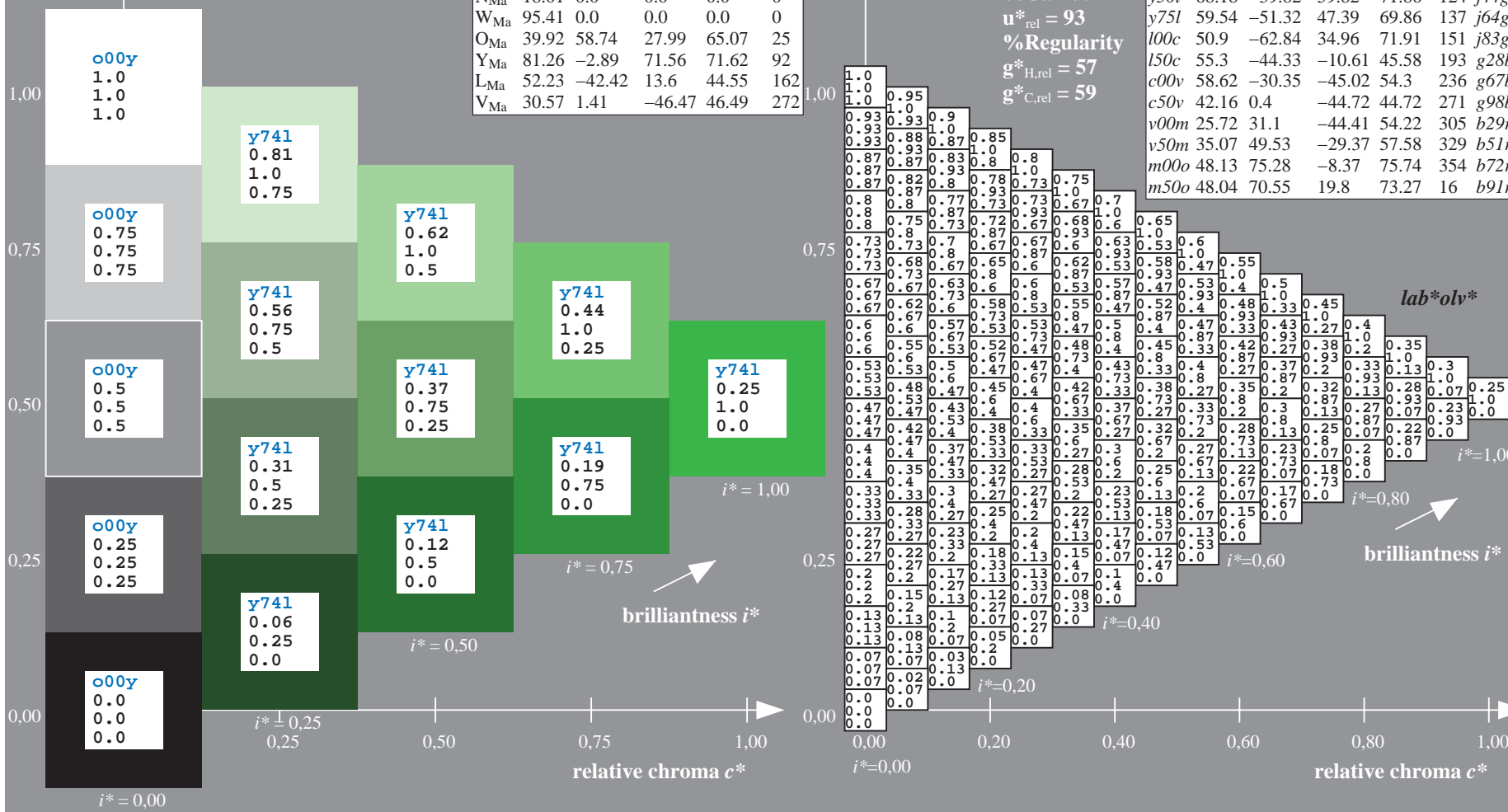
$g^*_{H,rel} = 57$

$g^*_{C,rel} = 59$

$u^*_d = y75l$   
 $lab^*olv^*$

ORS18\_95aM; adapted (a) CIELAB data

	$u^*_d$	$L^*=L^*_a$	$a^*_a$	$b^*_a$	$C^*_{ab,a}$	$h^*_{ab,a}$	$u^*_e$
o00y	47.94	65.39	50.52	82.63	38	38	r18j
o25y	58.38	46.78	60.66	76.6	52	52	r40j
o50y	67.98	29.66	69.99	76.02	67	67	r62j
o75y	78.09	11.63	79.82	80.66	82	82	r83j
y00l	90.37	-10.27	91.75	92.32	96	96	j06g
y25l	77.89	-26.88	73.8	78.54	110	110	j25g
y50l	68.18	-39.82	59.82	71.86	124	124	j44g
y75l	59.54	-51.32	47.39	69.86	137	137	j64g
l00c	50.9	-62.84	34.96	71.91	151	151	j83g
l50c	55.3	-44.33	-10.61	45.58	193	193	g28b
c00v	58.62	-30.35	-45.02	54.3	236	236	g67b
c50v	42.16	0.4	-44.72	44.72	271	271	g98b
v00m	25.72	31.1	-44.41	54.22	305	305	b29r
v50m	35.07	49.53	-29.37	57.58	329	329	b51r
m00o	48.13	75.28	-8.37	75.74	354	354	b72r
m50o	48.04	70.55	19.8	73.27	16	16	b91r

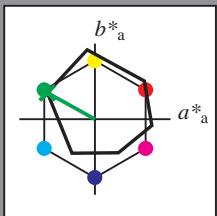


See for similar files: <http://www.ps.bam.de/Ee64/>; [www.ps.bam.de](http://www.ps.bam.de)  
 Technical information: <http://www.ps.bam.de> Version 2.1, io=1,1, ColSpx=1

BAM registration: 20081001-Ee64/10L/L64E00NP.PS/.PDF BAM material: code=rhadata  
 application for evaluation and measurement of printer or monitor systems

Input and output: Colorimetric Printer Reflective System ORS18\_95aM for relative CIELAB hue  $h^* = lab^*h^* = h^*_{ab}/360 = 0.419$   
 data for any colour:

$lab^*tch^*$  and  $lab^*icu^*$   
 Hue texts:  
 $u^*_d = 100c$   $u^*_e = j83g$   
 contrast reduction factor:  
 $c_R = 1.0$   
 triangle lightness  $t^*$



ORS18\_95aM; adapted (a) CIELAB data

	$u^*_d$	$L^*=L^*_a$	$a^*_a$	$b^*_a$	$C^*_{ab,a}$	$h^*_{ab,a}$
O <sub>Ma</sub>	47.94	65.39	50.52	82.63	38	
Y <sub>Ma</sub>	90.37	-10.27	91.75	92.32	96	
L <sub>Ma</sub>	50.9	-62.84	34.96	71.91	151	
C <sub>Ma</sub>	58.62	-30.35	-45.02	54.3	236	
V <sub>Ma</sub>	25.72	31.1	-44.41	54.22	305	
M <sub>Ma</sub>	48.13	75.28	-8.37	75.74	354	
N <sub>Ma</sub>	18.01	0.0	0.0	0.0	0	
W <sub>Ma</sub>	95.41	0.0	0.0	0.0	0	
O <sub>Ma</sub>	39.92	58.74	27.99	65.07	25	
Y <sub>Ma</sub>	81.26	-2.89	71.56	71.62	92	
L <sub>Ma</sub>	52.23	-42.42	13.6	44.55	162	
V <sub>Ma</sub>	30.57	1.41	-46.47	46.49	272	

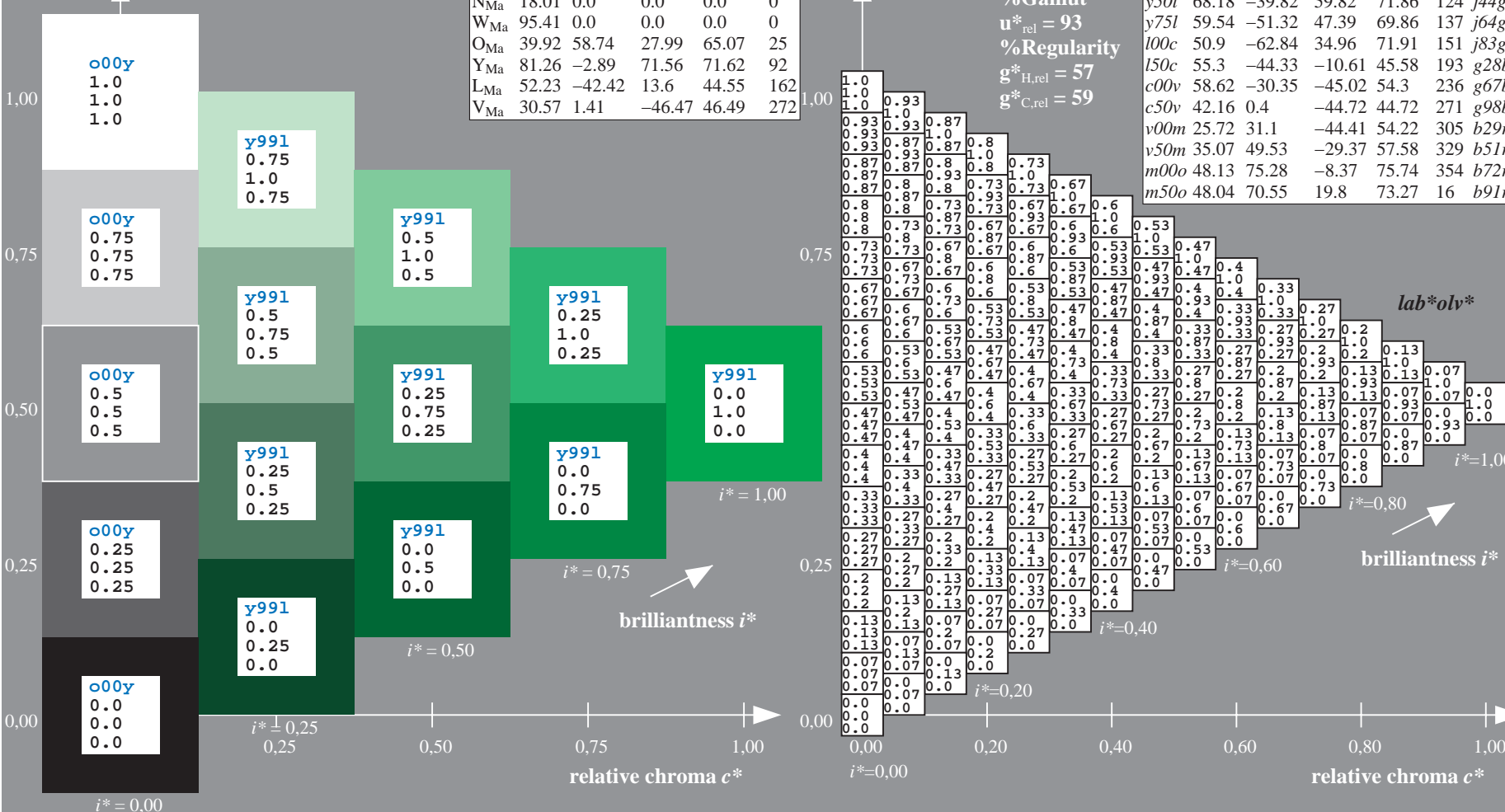
Data for maximum colour (Ma):

$LAB^*LAB^*_{Ma}$ : 51 -63 35  
 $LAB^*LCH^*_{Ma}$ : 51 72 150  
 $lab^*olv^*_{Ma}$ : 0.0 1.0 0.0  
 $lab^*rgb^*_{Ma}$ : 0.16 1.0 0.0  
 triangle lightness  $t^*$

%Gamut  
 $u^*_{rel} = 93$   
 %Regularity  
 $g^*_{H,rel} = 57$   
 $g^*_{C,rel} = 59$

ORS18\_95aM; adapted (a) CIELAB data

	$u^*_d$	$L^*=L^*_a$	$a^*_a$	$b^*_a$	$C^*_{ab,a}$	$h^*_{ab,a}$	$u^*_e$
o00y	47.94	65.39	50.52	82.63	38		r18j
o25y	58.38	46.78	60.66	76.6	52		r40j
o50y	67.98	29.66	69.99	76.02	67		r62j
o75y	78.09	11.63	79.82	80.66	82		r83j
y00l	90.37	-10.27	91.75	92.32	96		j06g
y25l	77.89	-26.88	73.8	78.54	110		j25g
y50l	68.18	-39.82	59.82	71.86	124		j44g
y75l	59.54	-51.32	47.39	69.86	137		j64g
l00c	50.9	-62.84	34.96	71.91	151		j83g
l50c	55.3	-44.33	-10.61	45.58	193		g28b
c00v	58.62	-30.35	-45.02	54.3	236		g67b
c50v	42.16	0.4	-44.72	44.72	271		g98b
v00m	25.72	31.1	-44.41	54.22	305		b29r
v50m	35.07	49.53	-29.37	57.58	329		b51r
m00o	48.13	75.28	-8.37	75.74	354		b72r
m50o	48.04	70.55	19.8	73.27	16		b91r

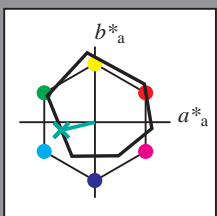


See for similar files: <http://www.ps.bam.de/Ee64/>; [www.ps.bam.de/Ee.HTM](http://www.ps.bam.de/Ee.HTM)  
 Technical information: <http://www.ps.bam.de> Version 2.1, io=1,1, ColSpx=1

BAM registration: 20081001-Ee64/10L/L64E00NP.PS/.PDF BAM material: code=rhadata  
 application for evaluation and measurement of printer or monitor systems

Input and output: Colorimetric Printer Reflective System ORS18\_95aM for relative CIELAB hue  $h^* = lab^*h^* = h_{ab}^*/360 = 0.537$   
 data for any colour:  
 $lab^*tch^*$  and  $lab^*icu^*$

Hue texts:  
 $u^*_d = 150c$   $u^*_e = g28b$   
 contrast reduction factor:  
 $c_R = 1.0$   
 triangle lightness  $t^*$



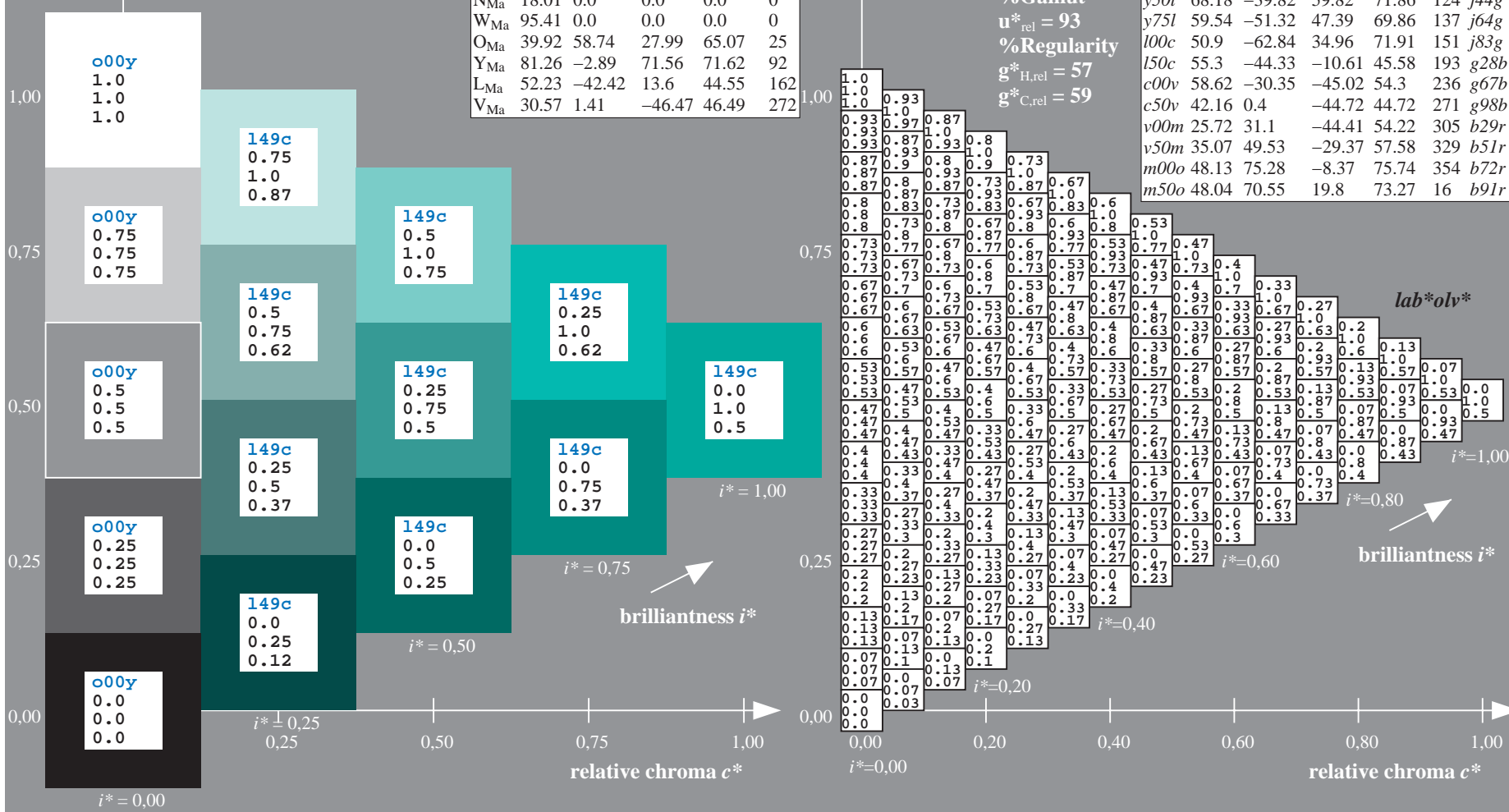
ORS18_95aM; adapted (a) CIELAB data						
$u^*_d$	$L^*=L^*_a$	$a^*_a$	$b^*_a$	$C^*_{ab,a}$	$h^*_{ab,a}$	
O <sub>Ma</sub>	47.94	65.39	50.52	82.63	38	
Y <sub>Ma</sub>	90.37	-10.27	91.75	92.32	96	
L <sub>Ma</sub>	50.9	-62.84	34.96	71.91	151	
C <sub>Ma</sub>	58.62	-30.35	-45.02	54.3	236	
V <sub>Ma</sub>	25.72	31.1	-44.41	54.22	305	
M <sub>Ma</sub>	48.13	75.28	-8.37	75.74	354	
N <sub>Ma</sub>	18.01	0.0	0.0	0.0	0	
W <sub>Ma</sub>	95.41	0.0	0.0	0.0	0	
O <sub>Ma</sub>	39.92	58.74	27.99	65.07	25	
Y <sub>Ma</sub>	81.26	-2.89	71.56	71.62	92	
L <sub>Ma</sub>	52.23	-42.42	13.6	44.55	162	
V <sub>Ma</sub>	30.57	1.41	-46.47	46.49	272	

Data for maximum colour (Ma):

$LAB^*LAB^*_{Ma}$ : 55 -44 -11  
 $LAB^*LCH^*_{Ma}$ : 55 46 193  
 $lab^*olv^*_{Ma}$ : 0.0 1.0 0.5  
 $lab^*rgb^*_{Ma}$ : 0.0 1.0 0.57  
 triangle lightness  $t^*$

%Gamut  
 $u^*_{rel} = 93$   
 %Regularity  
 $g^*_{H,rel} = 57$   
 $g^*_{C,rel} = 59$

ORS18_95aM; adapted (a) CIELAB data							$u^*_d = 150c$	$lab^*olv^*$
$u^*_d$	$L^*=L^*_a$	$a^*_a$	$b^*_a$	$C^*_{ab,a}$	$h^*_{ab,a}$	$u^*_e$		
o00y	47.94	65.39	50.52	82.63	38		r18j	
o25y	58.38	46.78	60.66	76.6	52	r40j		
o50y	67.98	29.66	69.99	76.02	67	r62j		
o75y	78.09	11.63	79.82	80.66	82	r83j		
y00l	90.37	-10.27	91.75	92.32	96	j06g		
y25l	77.89	-26.88	73.8	78.54	110	j25g		
y50l	68.18	-39.82	59.82	71.86	124	j44g		
y75l	59.54	-51.32	47.39	69.86	137	j64g		
l00c	50.9	-62.84	34.96	71.91	151	j83g		
l50c	55.3	-44.33	-10.61	45.58	193	g28b		
c00v	58.62	-30.35	-45.02	54.3	236	g67b		
c50v	42.16	0.4	-44.72	44.72	271	g98b		
v00m	25.72	31.1	-44.41	54.22	305	b29r		
v50m	35.07	49.53	-29.37	57.58	329	b51r		
m00o	48.13	75.28	-8.37	75.74	354	b72r		
m50o	48.04	70.55	19.8	73.27	16	b91r		

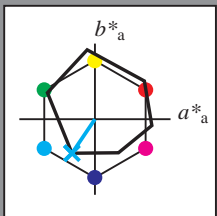


See for similar files: <http://www.ps.bam.de/Ee64/>; [www.ps.bam.de/Ee.HTM](http://www.ps.bam.de/Ee.HTM)  
 Technical information: <http://www.ps.bam.de> Version 2.1, io=1,1, ColSPx=1

BAM registration: 20081001-Ee64/10L/L64E00NP.PS/.PDF BAM material: code=rh4ta  
 application for evaluation and measurement of printer or monitor systems

Input and output: Colorimetric Printer Reflective System ORS18\_95aM for relative CIELAB hue  $h^* = lab^*h^* = h^*_{ab}/360 = 0.656$   
 data for any colour:

$lab^*tch^*$  and  $lab^*icu^*$   
 Hue texts:  
 $u^*_d = c00v$   $u^*_e = g67b$   
 contrast reduction factor:  
 $c_R = 1.0$   
 triangle lightness  $t^*$



ORS18\_95aM; adapted (a) CIELAB data

$u^*_d$	$L^*=L^*_a$	$a^*_a$	$b^*_a$	$C^*_{ab,a}$	$h^*_{ab,a}$
O <sub>Ma</sub>	47.94	65.39	50.52	82.63	38
Y <sub>Ma</sub>	90.37	-10.27	91.75	92.32	96
L <sub>Ma</sub>	50.9	-62.84	34.96	71.91	151
C <sub>Ma</sub>	58.62	-30.35	-45.02	54.3	236
V <sub>Ma</sub>	25.72	31.1	-44.41	54.22	305
M <sub>Ma</sub>	48.13	75.28	-8.37	75.74	354
N <sub>Ma</sub>	18.01	0.0	0.0	0.0	0
W <sub>Ma</sub>	95.41	0.0	0.0	0.0	0
O <sub>Ma</sub>	39.92	58.74	27.99	65.07	25
Y <sub>Ma</sub>	81.26	-2.89	71.56	71.62	92
L <sub>Ma</sub>	52.23	-42.42	13.6	44.55	162
V <sub>Ma</sub>	30.57	1.41	-46.47	46.49	272

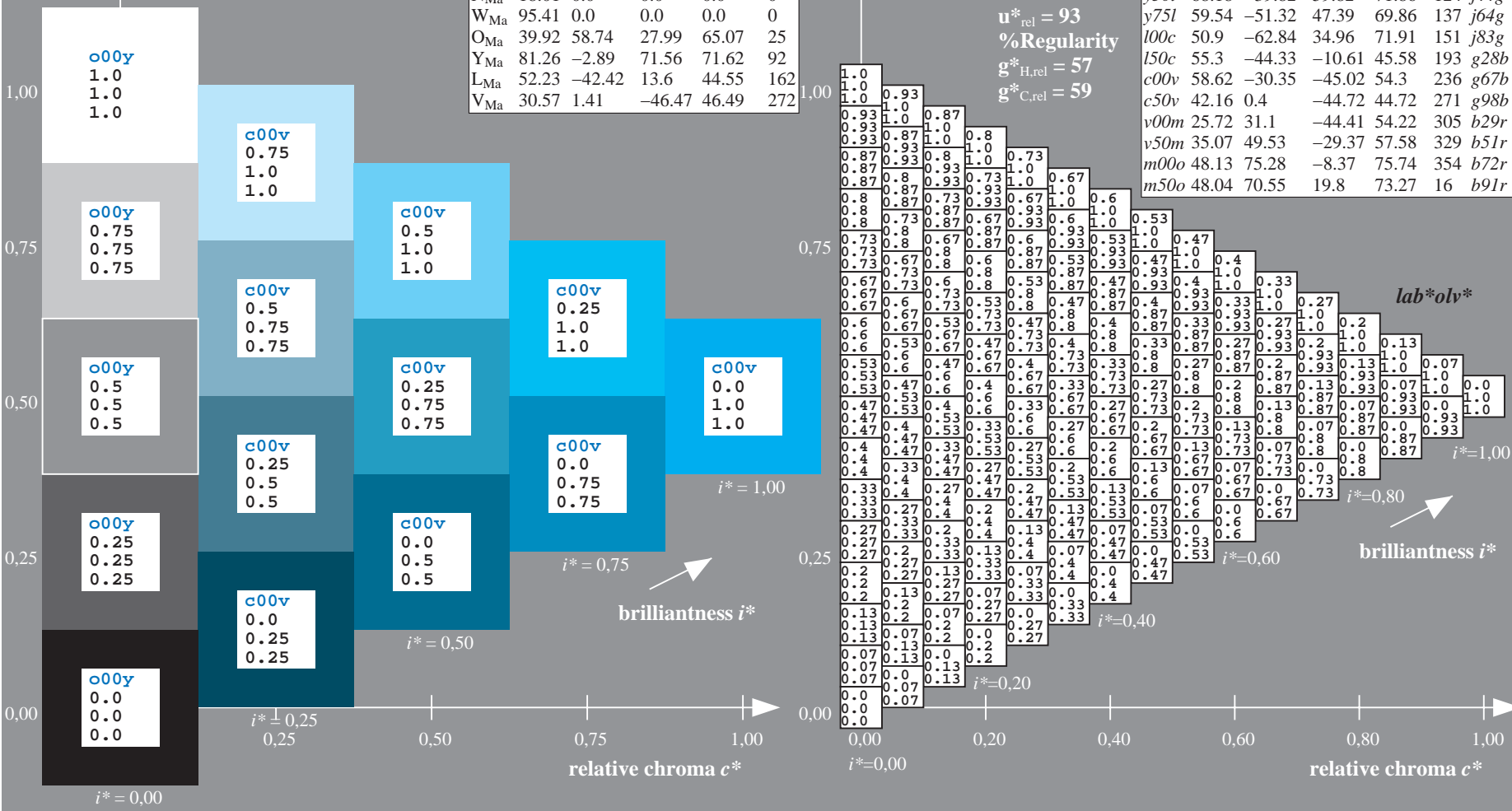
Data for maximum colour (Ma):

$LAB^*LAB^*_{Ma}$ : 59 -30 -45  
 $LAB^*LCH^*_{Ma}$ : 59 54 236  
 $lab^*olv^*_{Ma}$ : 0.0 1.0 1.0  
 $lab^*rgb^*_{Ma}$ : 0.0 0.65 1.0  
 triangle lightness  $t^*$

ORS18\_95aM; adapted (a) CIELAB data

$u^*_d$	$L^*=L^*_a$	$a^*_a$	$b^*_a$	$C^*_{ab,a}$	$h^*_{ab,a}$	$u^*_e$
o00y	47.94	65.39	50.52	82.63	38	r18j
o25y	58.38	46.78	60.66	76.6	52	r40j
o50y	67.98	29.66	69.99	76.02	67	r62j
o75y	78.09	11.63	79.82	80.66	82	r83j
y00l	90.37	-10.27	91.75	92.32	96	j06g
y25l	77.89	-26.88	73.8	78.54	110	j25g
y50l	68.18	-39.82	59.82	71.86	124	j44g
y75l	59.54	-51.32	47.39	69.86	137	j64g
l00c	50.9	-62.84	34.96	71.91	151	j83g
l50c	55.3	-44.33	-10.61	45.58	193	g28b
c00v	58.62	-30.35	-45.02	54.3	236	g67b
c50v	42.16	0.4	-44.72	44.72	271	g98b
v00m	25.72	31.1	-44.41	54.22	305	b29r
v50m	35.07	49.53	-29.37	57.58	329	b51r
m00o	48.13	75.28	-8.37	75.74	354	b72r
m50o	48.04	70.55	19.8	73.27	16	b91r

%Gamut  
 $u^*_{rel} = 93$   
 %Regularity  
 $g^*_{H,rel} = 57$   
 $g^*_{C,rel} = 59$



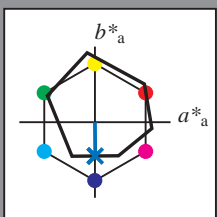
See for similar files: <http://www.ps.bam.de/Ee64/>; [www.ps.bam.de/Ee64/](http://www.ps.bam.de/Ee64/); [www.ps.bam.de/Ee64/](http://www.ps.bam.de/Ee64/)  
 Technical information: <http://www.ps.bam.de> Version 2.1, io=1,1, ColSpx=1

BAM registration: 20081001-Ee64/10L/L64E00NP.PS/.PDF BAM material: code=rhadata  
 application for evaluation and measurement of printer or monitor systems



Input and output: Colorimetric Printer Reflective System ORS18\_95aM for relative CIELAB hue  $h^* = lab^*h^* = h^*_{ab}/360 = 0.751$   
 data for any colour:  
 $lab^*tch^*$  and  $lab^*icu^*$

Hue texts:  
 $u^*_d = c50v$   $u^*_e = g98b$   
 contrast reduction factor:  
 $c_R = 1.0$   
 triangle lightness  $t^*$



ORS18\_95aM; adapted (a) CIELAB data

	$u^*_d$	$L^*=L^*_a$	$a^*_a$	$b^*_a$	$C^*_{ab,a}$	$h^*_{ab,a}$
O <sub>Ma</sub>	47.94	65.39	50.52	82.63	38	38
Y <sub>Ma</sub>	90.37	-10.27	91.75	92.32	96	96
L <sub>Ma</sub>	50.9	-62.84	34.96	71.91	151	151
C <sub>Ma</sub>	58.62	-30.35	-45.02	54.3	236	236
V <sub>Ma</sub>	25.72	31.1	-44.41	54.22	305	305
M <sub>Ma</sub>	48.13	75.28	-8.37	75.74	354	354
N <sub>Ma</sub>	18.01	0.0	0.0	0.0	0	0
W <sub>Ma</sub>	95.41	0.0	0.0	0.0	0	0
O <sub>Ma</sub>	39.92	58.74	27.99	65.07	25	25
Y <sub>Ma</sub>	81.26	-2.89	71.56	71.62	92	92
L <sub>Ma</sub>	52.23	-42.42	13.6	44.55	162	162
V <sub>Ma</sub>	30.57	1.41	-46.47	46.49	272	272

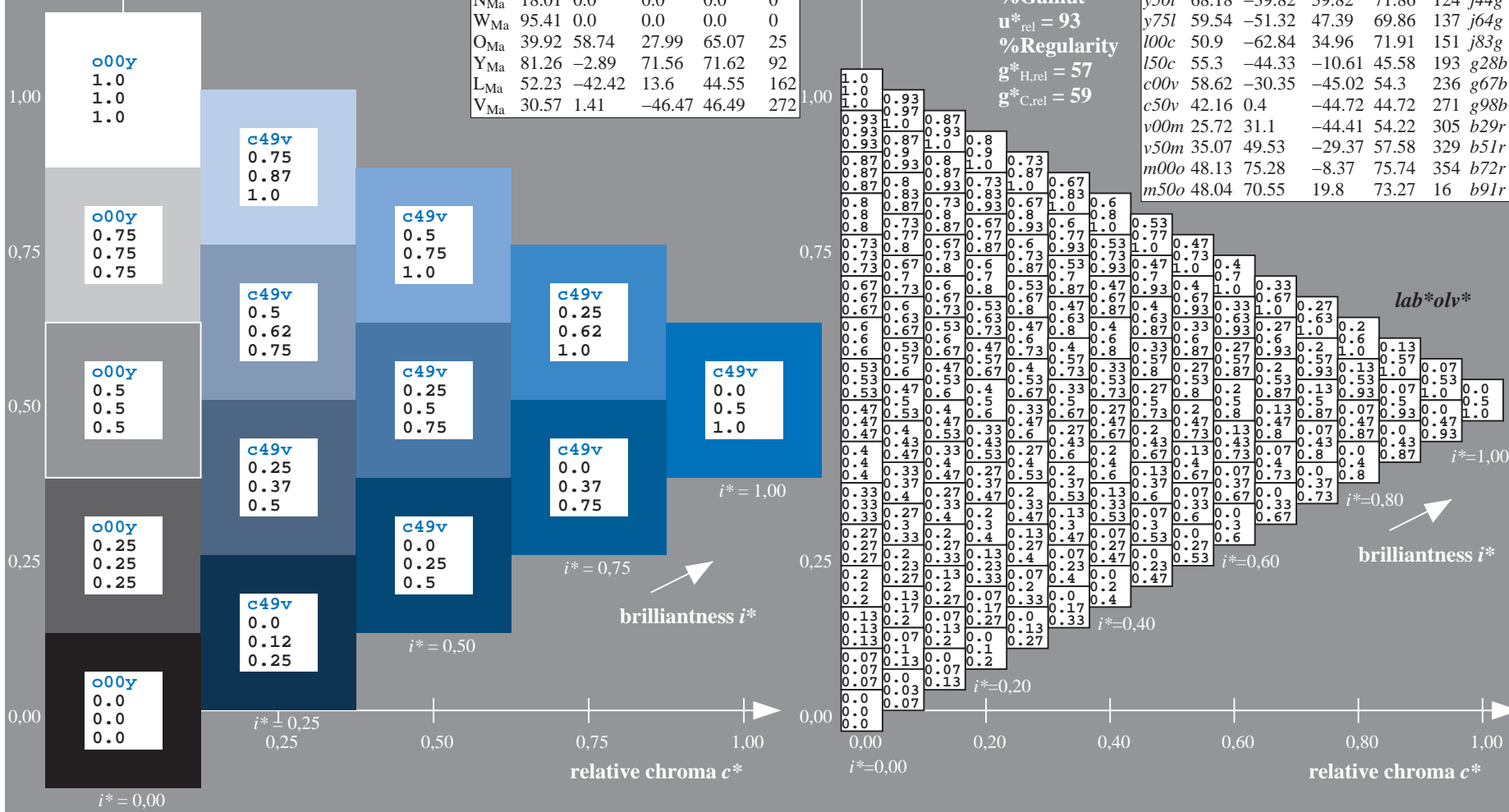
Data for maximum colour (Ma):

$LAB^*LAB^*_{Ma}: 42\ 0\ -45$   
 $LAB^*LCH^*_{Ma}: 42\ 45\ 270$   
 $lab^*olv^*_{Ma}: 0.0\ 0.5\ 1.0$   
 $lab^*rgb^*_{Ma}: 0.0\ 0.02\ 1.0$   
 triangle lightness  $t^*$

%Gamut  
 $u^*_{rel} = 93$   
 %Regularity  
 $g^*_{H,rel} = 57$   
 $g^*_{C,rel} = 59$

ORS18\_95aM; adapted (a) CIELAB data

	$u^*_d$	$L^*=L^*_a$	$a^*_a$	$b^*_a$	$C^*_{ab,a}$	$h^*_{ab,a}$	$u^*_e$
o00y	47.94	65.39	50.52	82.63	38	r18j	
o25y	58.38	46.78	60.66	76.6	52	r40j	
o50y	67.98	29.66	69.99	76.02	67	r62j	
o75y	78.09	11.63	79.82	80.66	82	r83j	
y00l	90.37	-10.27	91.75	92.32	96	j06g	
y25l	77.89	-26.88	73.8	78.54	110	j25g	
y50l	68.18	-39.82	59.82	71.86	124	j44g	
y75l	59.54	-51.32	47.39	69.86	137	j64g	
l00c	50.9	-62.84	34.96	71.91	151	j83g	
l50c	55.3	-44.33	-10.61	45.58	193	g28b	
c00v	58.62	-30.35	-45.02	54.3	236	g67b	
c50v	42.16	0.4	-44.72	44.72	271	g98b	
v00m	25.72	31.1	-44.41	54.22	305	b29r	
v50m	35.07	49.53	-29.37	57.58	329	b51r	
m00o	48.13	75.28	-8.37	75.74	354	b72r	
m50o	48.04	70.55	19.8	73.27	16	b91r	

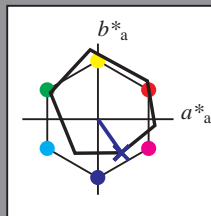


See for similar files: <http://www.ps.bam.de/Ee64/>; [www.ps.bam.de/Ee.HTM](http://www.ps.bam.de/Ee.HTM)  
 Technical information: <http://www.ps.bam.de> Version 2.1, io=1,1, ColSpx=1

BAM registration: 20081001-Ee64/10L/L64E00NP.PS/.PDF BAM material: code=rh4ta  
 application for evaluation and measurement of printer or monitor systems

Input and output: Colorimetric Printer Reflective System ORS18\_95aM for relative CIELAB hue  $h^* = lab^*h^* = h_{ab}^*/360 = 0.847$   
 data for any colour:  
 $lab^*tch^*$  and  $lab^*icu^*$

Hue texts:  
 $u^*_d = v00m$   $u^*_e = b29r$   
 contrast reduction factor:  
 $c_R = 1.0$   
 triangle lightness  $t^*$



ORS18\_95aM; adapted (a) CIELAB data

	$u^*_d$	$L^*=L^*_a$	$a^*_a$	$b^*_a$	$C^*_{ab,a}$	$h^*_{ab,a}$
O <sub>Ma</sub>	47.94	65.39	50.52	82.63	38	
Y <sub>Ma</sub>	90.37	-10.27	91.75	92.32	96	
L <sub>Ma</sub>	50.9	-62.84	34.96	71.91	151	
C <sub>Ma</sub>	58.62	-30.35	-45.02	54.3	236	
V <sub>Ma</sub>	25.72	31.1	-44.41	54.22	305	
M <sub>Ma</sub>	48.13	75.28	-8.37	75.74	354	
N <sub>Ma</sub>	18.01	0.0	0.0	0.0	0	
W <sub>Ma</sub>	95.41	0.0	0.0	0.0	0	
O <sub>Ma</sub>	39.92	58.74	27.99	65.07	25	
Y <sub>Ma</sub>	81.26	-2.89	71.56	71.62	92	
L <sub>Ma</sub>	52.23	-42.42	13.6	44.55	162	
V <sub>Ma</sub>	30.57	1.41	-46.47	46.49	272	

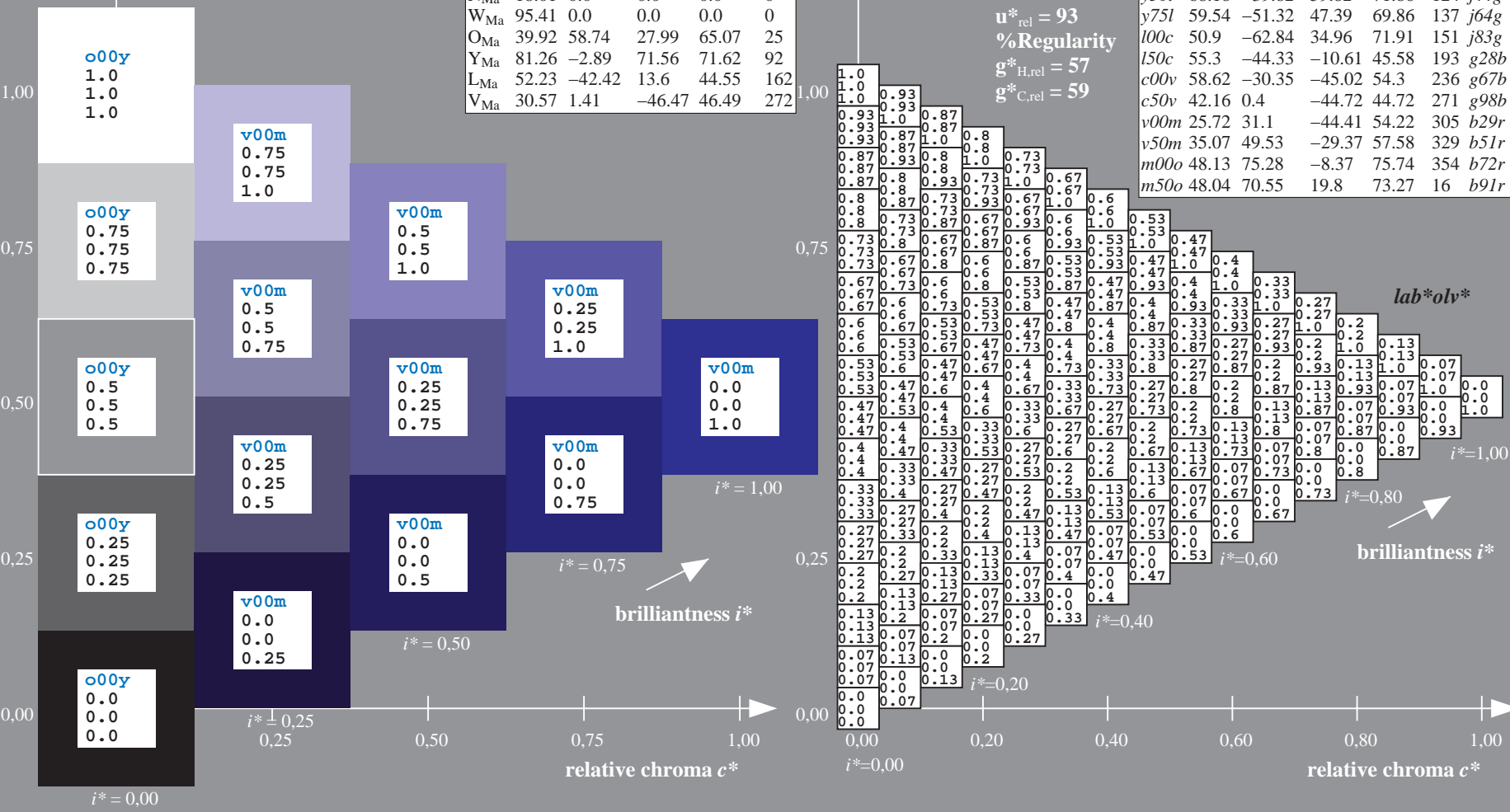
Data for maximum colour (Ma):

$LAB^*LAB^*_{Ma}$ : 26 31 -44  
 $LAB^*LCH^*_{Ma}$ : 26 54 305  
 $lab^*olv^*_{Ma}$ : 0.0 0.0 1.0  
 $lab^*rgb^*_{Ma}$ : 0.58 0.0 1.0

triangle lightness  $t^*$   
 %Gamut  
 $u^*_{rel} = 93$   
 %Regularity  
 $g^*_{H,rel} = 57$   
 $g^*_{C,rel} = 59$

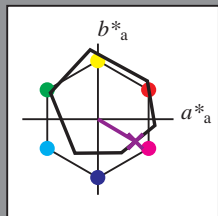
ORS18\_95aM; adapted (a) CIELAB data

	$u^*_d$	$L^*=L^*_a$	$a^*_a$	$b^*_a$	$C^*_{ab,a}$	$h^*_{ab,a}$	$u^*_e$
o00y	47.94	65.39	50.52	82.63	38		r18j
o25y	58.38	46.78	60.66	76.6	52		r40j
o50y	67.98	29.66	69.99	76.02	67		r62j
o75y	78.09	11.63	79.82	80.66	82		r83j
y00l	90.37	-10.27	91.75	92.32	96		j06g
y25l	77.89	-26.88	73.8	78.54	110		j25g
y50l	68.18	-39.82	59.82	71.86	124		j44g
y75l	59.54	-51.32	47.39	69.86	137		j64g
l00c	50.9	-62.84	34.96	71.91	151		j83g
l50c	55.3	-44.33	-10.61	45.58	193		g28b
c00v	58.62	-30.35	-45.02	54.3	236		g67b
c50v	42.16	0.4	-44.72	44.72	271		g98b
v00m	25.72	31.1	-44.41	54.22	305		b29r
v50m	35.07	49.53	-29.37	57.58	329		b51r
m00o	48.13	75.28	-8.37	75.74	354		b72r
m50o	48.04	70.55	19.8	73.27	16		b91r



Input and output: Colorimetric Printer Reflective System ORS18\_95aM for relative CIELAB hue  $h^* = lab^*h^* = h_{ab}^*/360 = 0.915$   
 data for any colour:  
 $lab^*tch^*$  and  $lab^*icu^*$

Hue texts:  
 $u^*_d = v50m$   $u^*_e = b51r$   
 contrast reduction factor:  
 $c_R = 1.0$   
 triangle lightness  $t^*$



ORS18\_95aM; adapted (a) CIELAB data

	$u^*_d$	$L^*=L^*_a$	$a^*_a$	$b^*_a$	$C^*_{ab,a}$	$h^*_{ab,a}$
O <sub>Ma</sub>	47.94	65.39	50.52	82.63	38	
Y <sub>Ma</sub>	90.37	-10.27	91.75	92.32	96	
L <sub>Ma</sub>	50.9	-62.84	34.96	71.91	151	
C <sub>Ma</sub>	58.62	-30.35	-45.02	54.3	236	
V <sub>Ma</sub>	25.72	31.1	-44.41	54.22	305	
M <sub>Ma</sub>	48.13	75.28	-8.37	75.74	354	
N <sub>Ma</sub>	18.01	0.0	0.0	0.0	0	
W <sub>Ma</sub>	95.41	0.0	0.0	0.0	0	
O <sub>Ma</sub>	39.92	58.74	27.99	65.07	25	
Y <sub>Ma</sub>	81.26	-2.89	71.56	71.62	92	
L <sub>Ma</sub>	52.23	-42.42	13.6	44.55	162	
V <sub>Ma</sub>	30.57	1.41	-46.47	46.49	272	

Data for maximum colour (Ma):

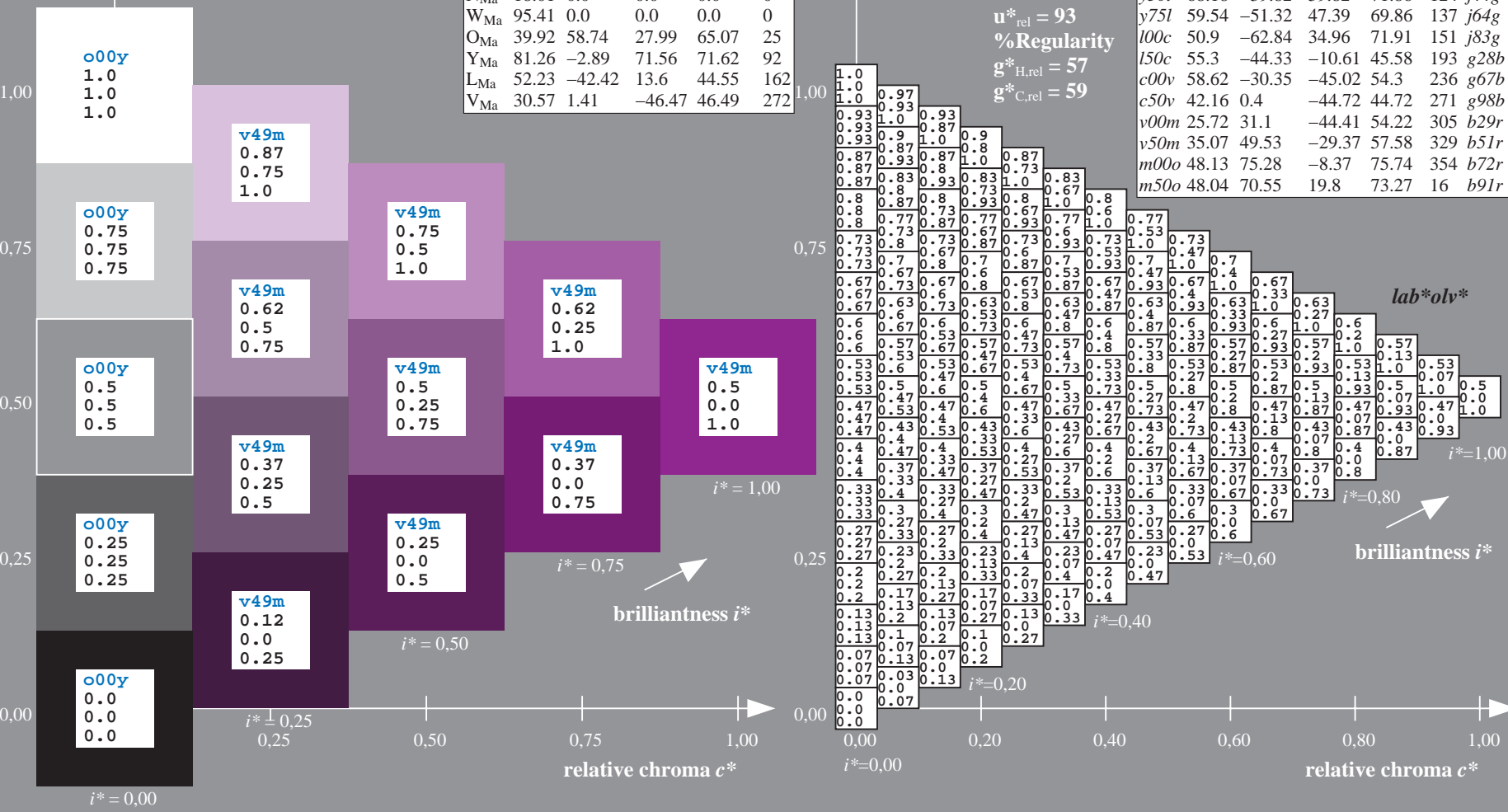
$LAB^*LAB^*_{Ma}$ : 35 50 -29  
 $LAB^*LCH^*_{Ma}$ : 35 58 329  
 $lab^*olv^*_{Ma}$ : 0.5 0.0 1.0  
 $lab^*rgb^*_{Ma}$ : 1.0 0.0 0.99

triangle lightness  $t^*$

%Gamut  
 $u^*_{rel} = 93$   
 %Regularity  
 $g^*_{H,rel} = 57$   
 $g^*_{C,rel} = 59$

ORS18\_95aM; adapted (a) CIELAB data

	$u^*_d$	$L^*=L^*_a$	$a^*_a$	$b^*_a$	$C^*_{ab,a}$	$h^*_{ab,a}$	$u^*_e$
o00y	47.94	65.39	50.52	82.63	38		r18j
o25y	58.38	46.78	60.66	76.6	52		r40j
o50y	67.98	29.66	69.99	76.02	67		r62j
o75y	78.09	11.63	79.82	80.66	82		r83j
y00l	90.37	-10.27	91.75	92.32	96		j06g
y25l	77.89	-26.88	73.8	78.54	110		j25g
y50l	68.18	-39.82	59.82	71.86	124		j44g
y75l	59.54	-51.32	47.39	69.86	137		j64g
l00c	50.9	-62.84	34.96	71.91	151		j83g
l50c	55.3	-44.33	-10.61	45.58	193		g28b
c00v	58.62	-30.35	-45.02	54.3	236		g67b
c50v	42.16	0.4	-44.72	44.72	271		g98b
v00m	25.72	31.1	-44.41	54.22	305		b29r
v50m	35.07	49.53	-29.37	57.58	329		b51r
m00o	48.13	75.28	-8.37	75.74	354		b72r
m50o	48.04	70.55	19.8	73.27	16		b91r

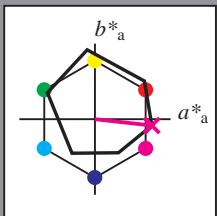


See for similar files: <http://www.ps.bam.de/Ee64/>; [www.ps.bam.de/Ee.HTM](http://www.ps.bam.de/Ee.HTM)  
 Technical information: <http://www.ps.bam.de> Version 2.1, io=1,1, ColSpx=1

BAM registration: 20081001-Ee64/10L/L64E00NP.PS/.PDF BAM material: code=rh4ta  
 application for evaluation and measurement of printer or monitor systems

Input and output: Colorimetric Printer Reflective System ORS18\_95aM for relative CIELAB hue  $h^* = lab^*h^* = h_{ab}^*/360 = 0.982$   
 data for any colour:

$lab^*tch^*$  and  $lab^*icu^*$   
 Hue texts:  
 $u^*_d = m00o$   $u^*_e = b72r$   
 contrast reduction factor:  
 $c_R = 1.0$   
 triangle lightness  $t^*$



ORS18\_95aM; adapted (a) CIELAB data

	$u^*_d$	$L^*=L^*_a$	$a^*_a$	$b^*_a$	$C^*_{ab,a}$	$h^*_{ab,a}$
O <sub>Ma</sub>	47.94	65.39	50.52	82.63	38	38
Y <sub>Ma</sub>	90.37	-10.27	91.75	92.32	96	96
L <sub>Ma</sub>	50.9	-62.84	34.96	71.91	151	151
C <sub>Ma</sub>	58.62	-30.35	-45.02	54.3	236	236
V <sub>Ma</sub>	25.72	31.1	-44.41	54.22	305	305
M <sub>Ma</sub>	48.13	75.28	-8.37	75.74	354	354
N <sub>Ma</sub>	18.01	0.0	0.0	0.0	0	0
W <sub>Ma</sub>	95.41	0.0	0.0	0.0	0	0
O <sub>Ma</sub>	39.92	58.74	27.99	65.07	25	25
Y <sub>Ma</sub>	81.26	-2.89	71.56	71.62	92	92
L <sub>Ma</sub>	52.23	-42.42	13.6	44.55	162	162
V <sub>Ma</sub>	30.57	1.41	-46.47	46.49	272	272

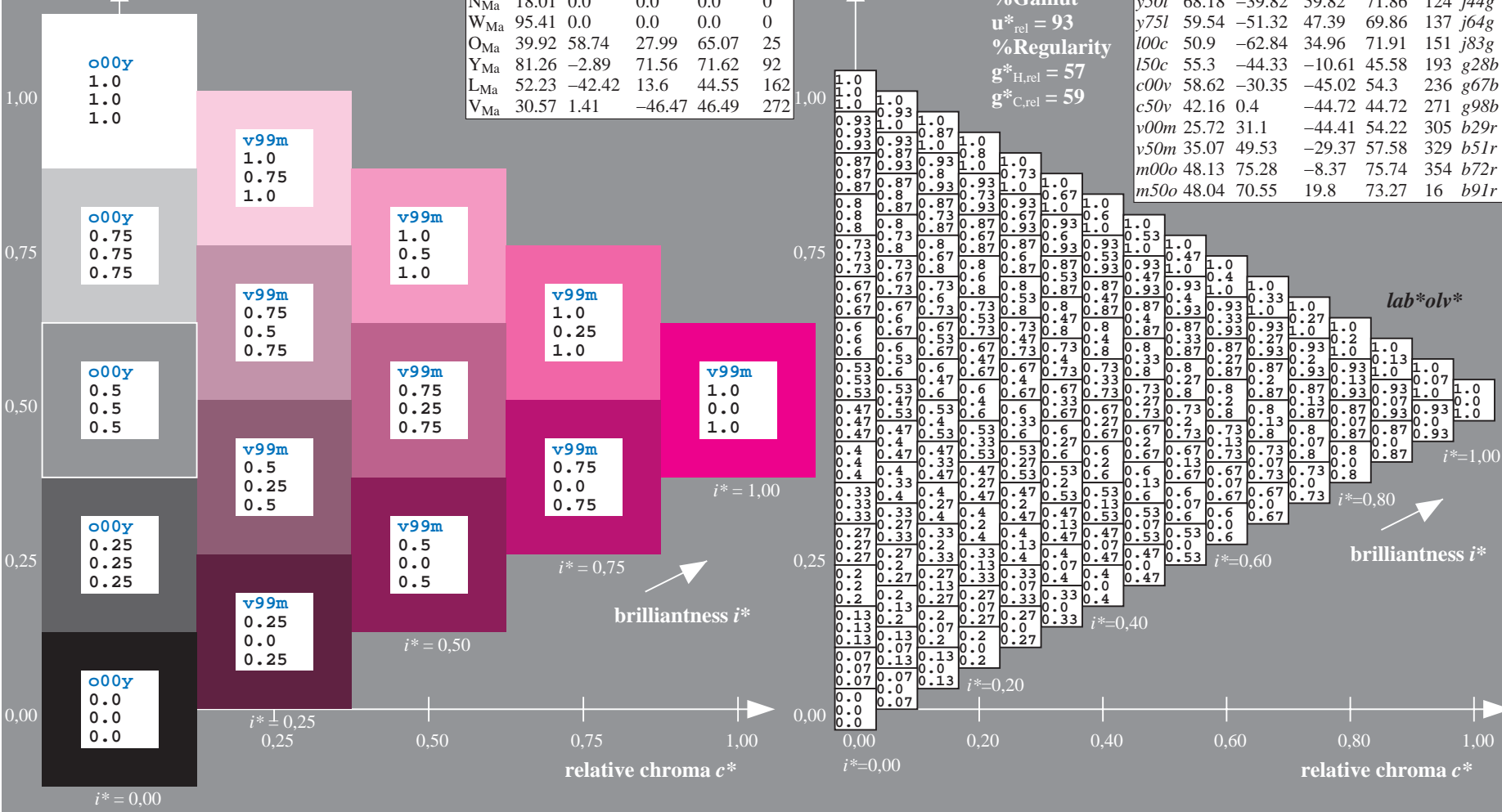
Data for maximum colour (Ma):

$LAB^*LAB^*_{Ma}$ : 48 75 -8  
 $LAB^*LCH^*_{Ma}$ : 48 76 353  
 $lab^*olv^*_{Ma}$ : 1.0 0.0 1.0  
 $lab^*rgb^*_{Ma}$ : 1.0 0.0 0.56  
 triangle lightness  $t^*$

ORS18\_95aM; adapted (a) CIELAB data

	$u^*_d$	$L^*=L^*_a$	$a^*_a$	$b^*_a$	$C^*_{ab,a}$	$h^*_{ab,a}$	$u^*_e$
o00y	47.94	65.39	50.52	82.63	38	38	r18j
o25y	58.38	46.78	60.66	76.6	52	67	r40j
o50y	67.98	29.66	69.99	76.02	67	82	r62j
o75y	78.09	11.63	79.82	80.66	82	88	r83j
y00l	90.37	-10.27	91.75	92.32	96	96	j06g
y25l	77.89	-26.88	73.8	78.54	110	125	j25g
y50l	68.18	-39.82	59.82	71.86	124	144	j44g
y75l	59.54	-51.32	47.39	69.86	137	164	j64g
l00c	50.9	-62.84	34.96	71.91	151	183	j83g
l50c	55.3	-44.33	-10.61	45.58	193	228	g28b
c00v	58.62	-30.35	-45.02	54.3	236	267	g67b
c50v	42.16	0.4	-44.72	44.72	271	298	g98b
v00m	25.72	31.1	-44.41	54.22	305	329	b29r
v50m	35.07	49.53	-29.37	57.58	329	351	b51r
m00o	48.13	75.28	-8.37	75.74	354	354	b72r
m50o	48.04	70.55	19.8	73.27	16	16	b91r

%Gamut  
 $u^*_{rel} = 93$   
 %Regularity  
 $g^*_{H,rel} = 57$   
 $g^*_{C,rel} = 59$

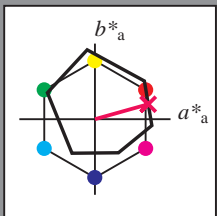


See for similar files: <http://www.ps.bam.de/Ee64/>; [www.ps.bam.de/Ee.HTM](http://www.ps.bam.de/Ee.HTM)  
 Technical information: <http://www.ps.bam.de> Version 2.1, io=1,1, ColSPx=1

BAM registration: 20081001-Ee64/10L/L64E00NP.PS/.PDF BAM material: code=rh4ta  
 application for evaluation and measurement of printer or monitor systems

Input and output: Colorimetric Printer Reflective System ORS18\_95aM for relative CIELAB hue  $h^* = lab^*h^* = h_{ab}^*/360 = 0.044$   
 data for any colour:

$lab^*tch^*$  and  $lab^*icu^*$   
 Hue texts:  
 $u^*_d = m50o$   $u^*_e = b91r$   
 contrast reduction factor:  
 $c_R = 1.0$   
 triangle lightness  $t^*$



ORS18\_95aM; adapted (a) CIELAB data

$u^*_d$	$L^*=L^*_a$	$a^*_a$	$b^*_a$	$C^*_{ab,a}$	$h^*_{ab,a}$
O <sub>Ma</sub>	47.94	65.39	50.52	82.63	38
Y <sub>Ma</sub>	90.37	-10.27	91.75	92.32	96
L <sub>Ma</sub>	50.9	-62.84	34.96	71.91	151
C <sub>Ma</sub>	58.62	-30.35	-45.02	54.3	236
V <sub>Ma</sub>	25.72	31.1	-44.41	54.22	305
M <sub>Ma</sub>	48.13	75.28	-8.37	75.74	354
N <sub>Ma</sub>	18.01	0.0	0.0	0.0	0
W <sub>Ma</sub>	95.41	0.0	0.0	0.0	0
O <sub>Ma</sub>	39.92	58.74	27.99	65.07	25
Y <sub>Ma</sub>	81.26	-2.89	71.56	71.62	92
L <sub>Ma</sub>	52.23	-42.42	13.6	44.55	162
V <sub>Ma</sub>	30.57	1.41	-46.47	46.49	272

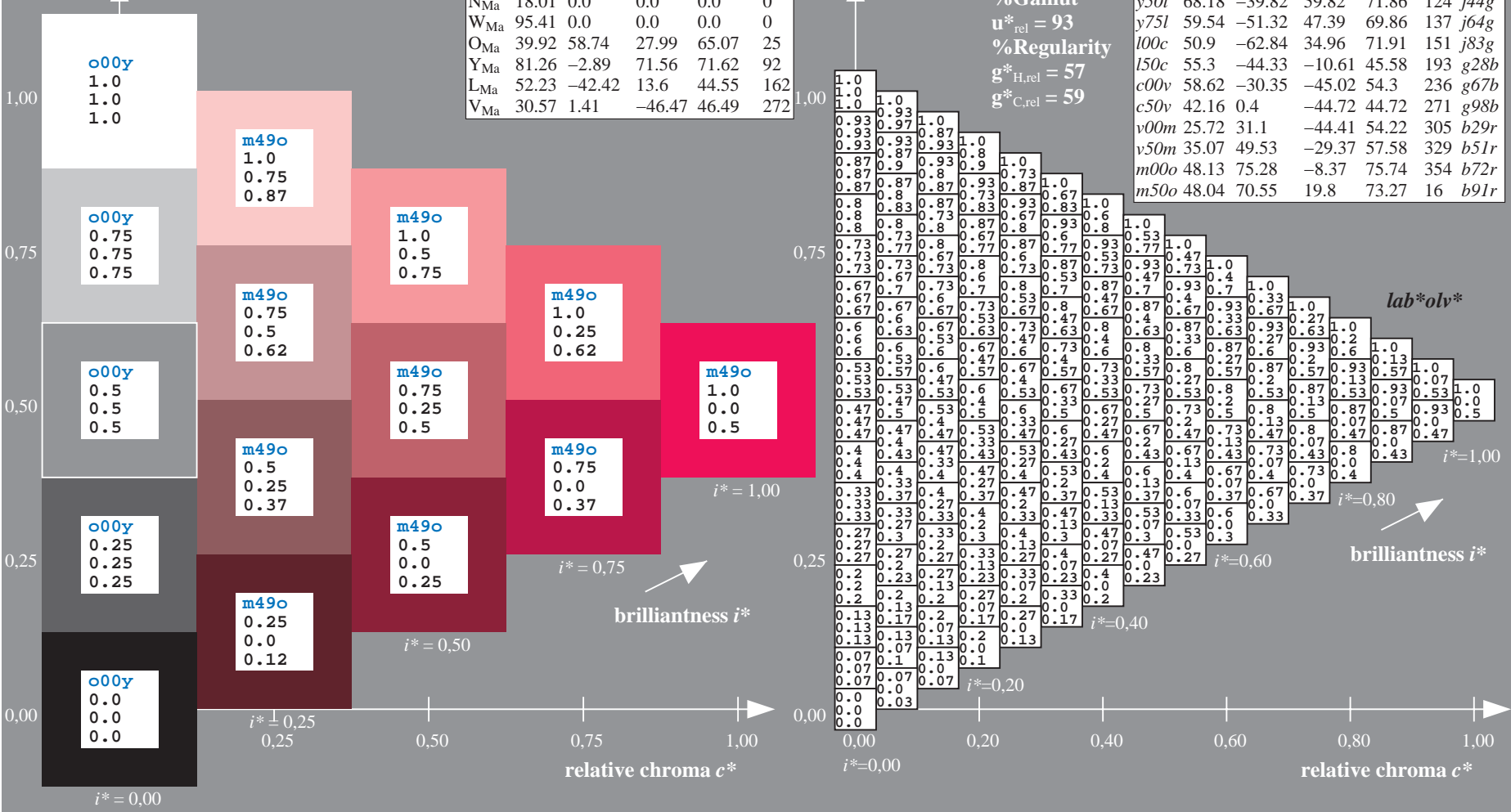
Data for maximum colour (Ma):

$LAB^*LAB^*_{Ma}$ : 48 71 20  
 $LAB^*LCH^*_{Ma}$ : 48 73 15  
 $lab^*olv^*_{Ma}$ : 1.0 0.0 0.5  
 $lab^*rgb^*_{Ma}$ : 1.0 0.0 0.17  
 triangle lightness  $t^*$

ORS18\_95aM; adapted (a) CIELAB data

$u^*_d$	$L^*=L^*_a$	$a^*_a$	$b^*_a$	$C^*_{ab,a}$	$h^*_{ab,a}$	$u^*_e$
o00y	47.94	65.39	50.52	82.63	38	r18j
o25y	58.38	46.78	60.66	76.6	52	r40j
o50y	67.98	29.66	69.99	76.02	67	r62j
o75y	78.09	11.63	79.82	80.66	82	r83j
y00l	90.37	-10.27	91.75	92.32	96	j06g
y25l	77.89	-26.88	73.8	78.54	110	j25g
y50l	68.18	-39.82	59.82	71.86	124	j44g
y75l	59.54	-51.32	47.39	69.86	137	j64g
l00c	50.9	-62.84	34.96	71.91	151	j83g
l50c	55.3	-44.33	-10.61	45.58	193	g28b
c00v	58.62	-30.35	-45.02	54.3	236	g67b
c50v	42.16	0.4	-44.72	44.72	271	g98b
v00m	25.72	31.1	-44.41	54.22	305	b29r
v50m	35.07	49.53	-29.37	57.58	329	b51r
m00o	48.13	75.28	-8.37	75.74	354	b72r
m50o	48.04	70.55	19.8	73.27	16	b91r

%Gamut  
 $u^*_{rel} = 93$   
 %Regularity  
 $g^*_{H,rel} = 57$   
 $g^*_{C,rel} = 59$



See for similar files: <http://www.ps.bam.de/Ee64/>; [www.ps.bam.de/Ee.HTM](http://www.ps.bam.de/Ee.HTM)  
 Technical information: <http://www.ps.bam.de> Version 2.1, io=1,1, ColSPx=1

BAM registration: 20081001-Ee64/10L/L64E00NP.PS/.PDF BAM material: code=rh4ta  
 application for evaluation and measurement of printer or monitor systems

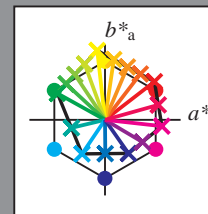


Input and output:  
 Colorimetric Printer Reflective System ORS18\_95aM  
 data for any colour:

$u^*_d$  and number  $no. = 00 \dots 15$   
 device hue text:  
 $u^*_d = 16$  hues  $o00y, o25y, \dots, m50o$   
 contrast reduction factor:  
 $c_R = 1.0$

ORS18\_95aM; adapted (a) CIELAB data

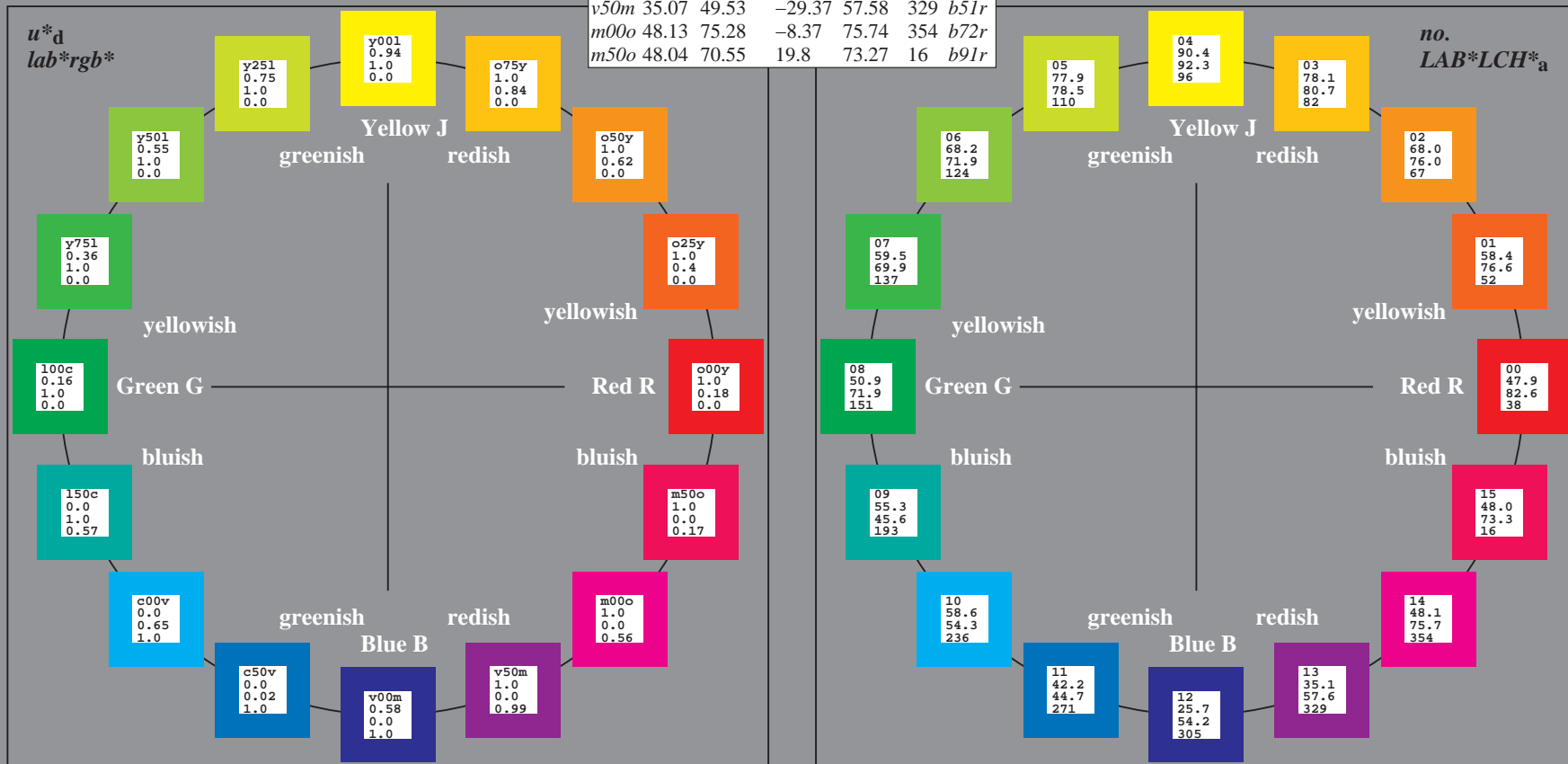
$u^*_d$	$L^*=L^*_a$	$a^*_a$	$b^*_a$	$C^*_{ab,a}$	$h^*_{ab,a}$	$u^*_e$
<i>o00y</i>	47.94	65.39	50.52	82.63	38	<i>r18j</i>
<i>o25y</i>	58.38	46.78	60.66	76.6	52	<i>r40j</i>
<i>o50y</i>	67.98	29.66	69.99	76.02	67	<i>r62j</i>
<i>o75y</i>	78.09	11.63	79.82	80.66	82	<i>r83j</i>
<i>y00l</i>	90.37	-10.27	91.75	92.32	96	<i>j25g</i>
<i>y25l</i>	77.89	-26.88	73.8	78.54	110	<i>j64g</i>
<i>y50l</i>	68.18	-39.82	59.82	71.86	124	<i>j44g</i>
<i>y75l</i>	59.54	-51.32	47.39	69.86	137	<i>j64g</i>
<i>l00c</i>	50.9	-44.33	-34.96	71.91	151	<i>j83g</i>
<i>c00v</i>	58.62	-30.35	-45.02	54.3	236	<i>g67b</i>
<i>c50v</i>	42.16	0.4	-44.72	44.72	271	<i>g98b</i>
<i>v00m</i>	25.72	31.1	-44.41	54.22	305	<i>b29r</i>
<i>v50m</i>	35.07	49.53	-29.37	57.58	329	<i>b51r</i>
<i>m00o</i>	48.13	75.28	-8.37	75.74	354	<i>b72r</i>
<i>m50o</i>	48.04	70.55	19.8	73.27	16	<i>b91r</i>



%Gamut  
 $u^*_{rel} = 93$   
 %Regularity  
 $g^*_{H,rel} = 57$   
 $g^*_{C,rel} = 59$

ORS18\_95aM; adapted (a) CIELAB data

Name	$L^*=L^*_a$	$a^*_a$	$b^*_a$	$C^*_{ab,a}$	$h^*_{ab,a}$
<i>O</i> <sub>Ma</sub>	47.94	65.39	50.52	82.63	38
<i>Y</i> <sub>Ma</sub>	90.37	-10.27	91.75	92.32	96
<i>L</i> <sub>Ma</sub>	50.9	-62.84	34.96	71.91	151
<i>C</i> <sub>Ma</sub>	58.62	-30.35	-45.02	54.3	236
<i>V</i> <sub>Ma</sub>	25.72	31.1	-44.41	54.22	305
<i>M</i> <sub>Ma</sub>	48.13	75.28	-8.37	75.74	354
<i>N</i> <sub>Ma</sub>	18.01	0.0	0.0	0.0	0
<i>W</i> <sub>Ma</sub>	95.41	0.0	0.0	0.0	0
<i>O</i> <sub>CIE</sub>	39.92	58.74	27.99	65.07	25
<i>Y</i> <sub>CIE</sub>	81.26	-2.89	71.56	71.62	92
<i>L</i> <sub>CIE</sub>	52.23	-42.42	13.6	44.55	162
<i>V</i> <sub>CIE</sub>	30.57	1.41	-46.47	46.49	272

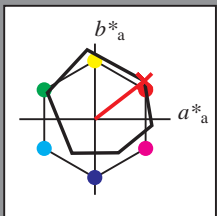


See for similar files: <http://www.ps.bam.de/Ee64/>; [www.ps.bam.de/Ee.HTM](http://www.ps.bam.de/Ee.HTM)  
 Technical information: <http://www.ps.bam.de> Version 2.1, io=1,1, ColSpx=1

BAM registration: 20081001-Ee64/10L/L64E00NP.PS/.PDF BAM material: code=rh4ta  
 application for evaluation and measurement of printer or monitor systems

Input and output: Colorimetric Printer Reflective System ORS18\_95aM for relative CIELAB hue  $h^* = lab^*h^* = h_{ab}^*/360 = 0.105$   
 data for any colour:

$lab^*tch^*$  and  $lab^*icu^*$   
 Hue texts:  
 $u^*_d = o00y$   $u^*_e = r18j$   
 contrast reduction factor:  
 $c_R = 1.0$   
 triangle lightness  $t^*$



ORS18\_95aM; adapted (a) CIELAB data

$u^*_d$	$L^*=L^*_a$	$a^*_a$	$b^*_a$	$C^*_{ab,a}$	$h^*_{ab,a}$
O <sub>Ma</sub>	47.94	65.39	50.52	82.63	38
Y <sub>Ma</sub>	90.37	-10.27	91.75	92.32	96
L <sub>Ma</sub>	50.9	-62.84	34.96	71.91	151
C <sub>Ma</sub>	58.62	-30.35	-45.02	54.3	236
V <sub>Ma</sub>	25.72	31.1	-44.41	54.22	305
M <sub>Ma</sub>	48.13	75.28	-8.37	75.74	354
N <sub>Ma</sub>	18.01	0.0	0.0	0.0	0
W <sub>Ma</sub>	95.41	0.0	0.0	0.0	0
O <sub>Ma</sub>	39.92	58.74	27.99	65.07	25
Y <sub>Ma</sub>	81.26	-2.89	71.56	71.62	92
L <sub>Ma</sub>	52.23	-42.42	13.6	44.55	162
V <sub>Ma</sub>	30.57	1.41	-46.47	46.49	272

Data for maximum colour (Ma):

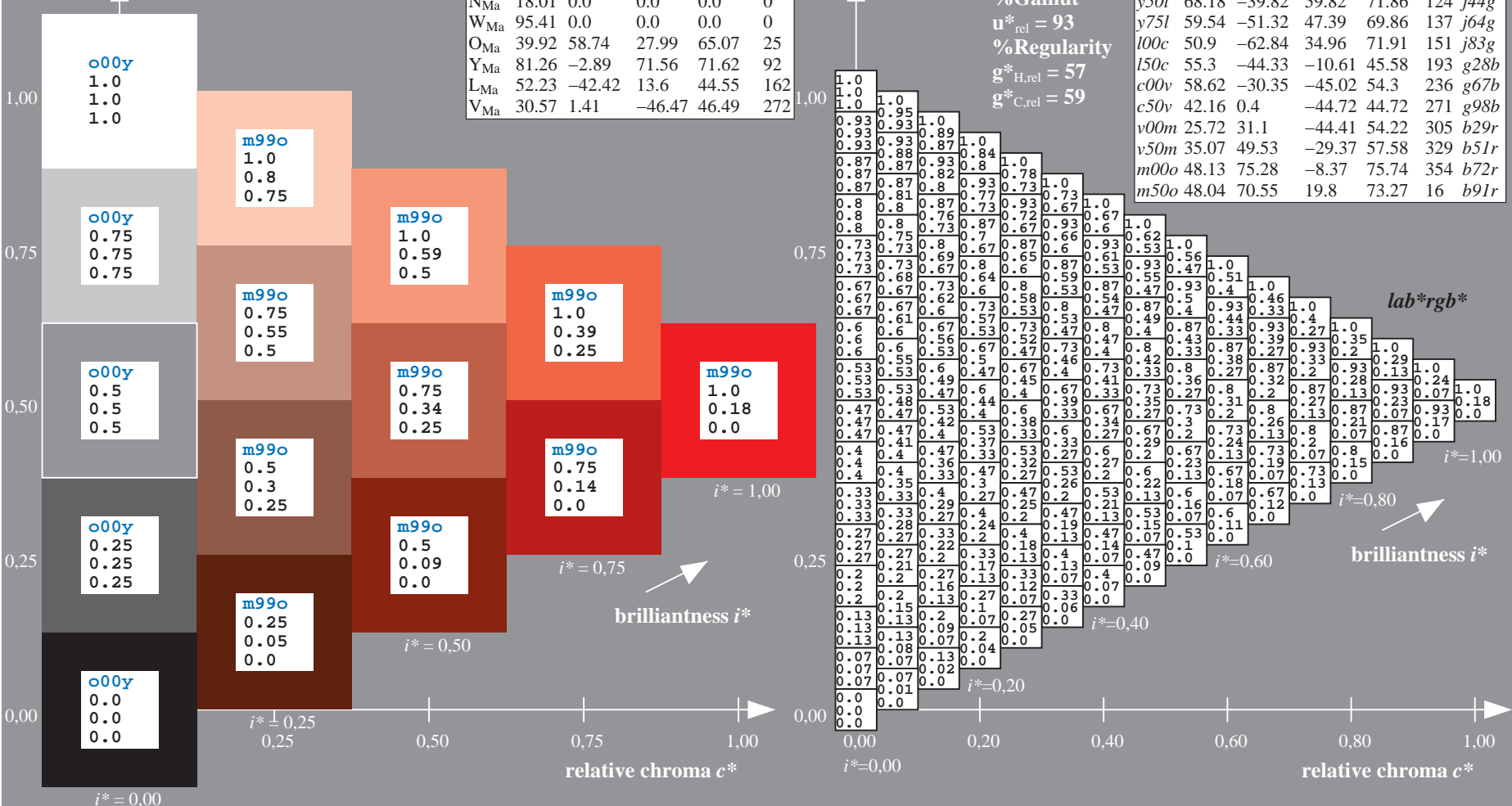
$LAB^*LAB^*_{Ma}$ : 48 65 51  
 $LAB^*LCH^*_{Ma}$ : 48 83 37  
 $lab^*olv^*_{Ma}$ : 1.0 0.0 0.0  
 $lab^*rgb^*_{Ma}$ : 1.0 0.18 0.0

triangle lightness  $t^*$

%Gamut  
 $u^*_{rel} = 93$   
 %Regularity  
 $g^*_{H,rel} = 57$   
 $g^*_{C,rel} = 59$

ORS18\_95aM; adapted (a) CIELAB data

$u^*_d$	$L^*=L^*_a$	$a^*_a$	$b^*_a$	$C^*_{ab,a}$	$h^*_{ab,a}$	$u^*_e$
<i>o00y</i>	47.94	65.39	50.52	82.63	38	<i>r18j</i>
<i>o25y</i>	58.38	46.78	60.66	76.6	52	<i>r40j</i>
<i>o50y</i>	67.98	29.66	69.99	76.02	67	<i>r62j</i>
<i>o75y</i>	78.09	11.63	79.82	80.66	82	<i>r83j</i>
<i>y00l</i>	90.37	-10.27	91.75	92.32	96	<i>j06g</i>
<i>y25l</i>	77.89	-26.88	73.8	78.54	110	<i>j25g</i>
<i>y50l</i>	68.18	-39.82	59.82	71.86	124	<i>j44g</i>
<i>y75l</i>	59.54	-51.32	47.39	69.86	137	<i>j64g</i>
<i>l00c</i>	50.9	-62.84	34.96	71.91	151	<i>j83g</i>
<i>l50c</i>	55.3	-44.33	-10.61	45.58	193	<i>g28b</i>
<i>c00v</i>	58.62	-30.35	-45.02	54.3	236	<i>g67b</i>
<i>c50v</i>	42.16	0.4	-44.72	44.72	271	<i>g98b</i>
<i>v00m</i>	25.72	31.1	-44.41	54.22	305	<i>b29r</i>
<i>v50m</i>	35.07	49.53	-29.37	57.58	329	<i>b51r</i>
<i>m00o</i>	48.13	75.28	-8.37	75.74	354	<i>b72r</i>
<i>m50o</i>	48.04	70.55	19.8	73.27	16	<i>b91r</i>



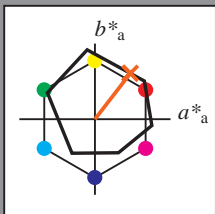
See for similar files: <http://www.ps.bam.de/Ee64/>; [www.ps.bam.de/Ee64/](http://www.ps.bam.de/Ee64/); [www.ps.bam.de/Ee64/](http://www.ps.bam.de/Ee64/)  
 Technical information: <http://www.ps.bam.de> Version 2.1, io=1,1, ColSpx=1

BAM registration: 20081001-Ee64/10L/L64E00NP.PS/.PDF BAM material: code=rh4ta  
 application for evaluation and measurement of printer or monitor systems



Input and output: Colorimetric Printer Reflective System ORS18\_95aM for relative CIELAB hue  $h^* = lab^*h^* = h_{ab}/360 = 0.145$   
 data for any colour:  
 $lab^*tch^*$  and  $lab^*icu^*$

Hue texts:  
 $u^*_d = o25y$   $u^*_e = r40j$   
 contrast reduction factor:  
 $c_R = 1.0$   
 triangle lightness  $t^*$



ORS18\_95aM; adapted (a) CIELAB data

	$u^*_d$	$L^*=L^*_a$	$a^*_a$	$b^*_a$	$C^*_{ab,a}$	$h^*_{ab,a}$
O <sub>Ma</sub>	47.94	65.39	50.52	82.63	38	
Y <sub>Ma</sub>	90.37	-10.27	91.75	92.32	96	
L <sub>Ma</sub>	50.9	-62.84	34.96	71.91	151	
C <sub>Ma</sub>	58.62	-30.35	-45.02	54.3	236	
V <sub>Ma</sub>	25.72	31.1	-44.41	54.22	305	
M <sub>Ma</sub>	48.13	75.28	-8.37	75.74	354	
N <sub>Ma</sub>	18.01	0.0	0.0	0.0	0	
W <sub>Ma</sub>	95.41	0.0	0.0	0.0	0	
O <sub>Ma</sub>	39.92	58.74	27.99	65.07	25	
Y <sub>Ma</sub>	81.26	-2.89	71.56	71.62	92	
L <sub>Ma</sub>	52.23	-42.42	13.6	44.55	162	
V <sub>Ma</sub>	30.57	1.41	-46.47	46.49	272	

Data for maximum colour (Ma):

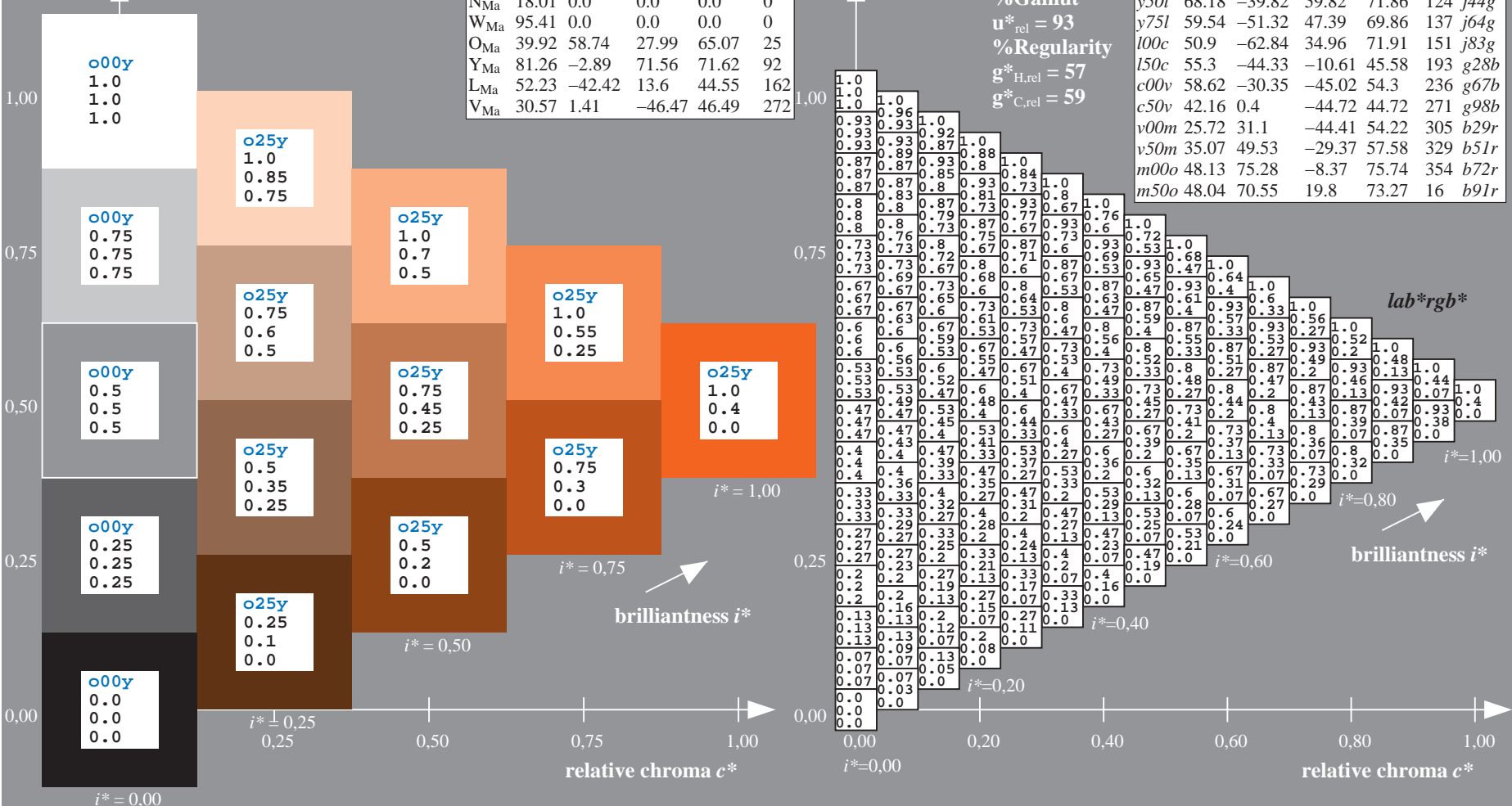
$LAB^*LAB^*_{Ma}$ : 58 47 61  
 $LAB^*LCH^*_{Ma}$ : 58 77 52  
 $lab^*olv^*_{Ma}$ : 1.0 0.25 0.0  
 $lab^*rgb^*_{Ma}$ : 1.0 0.4 0.0

triangle lightness  $t^*$

%Gamut  
 $u^*_{rel} = 93$   
 %Regularity  
 $g^*_{H,rel} = 57$   
 $g^*_{C,rel} = 59$

ORS18\_95aM; adapted (a) CIELAB data

	$u^*_d$	$L^*=L^*_a$	$a^*_a$	$b^*_a$	$C^*_{ab,a}$	$h^*_{ab,a}$	$u^*_e$
o00y	47.94	65.39	50.52	82.63	38		r18j
o25y	58.38	46.78	60.66	76.6	52		r40j
o50y	67.98	29.66	69.99	76.02	67		r62j
o75y	78.09	11.63	79.82	80.66	82		r83j
y00l	90.37	-10.27	91.75	92.32	96		j06g
y25l	77.89	-26.88	73.8	78.54	110		j25g
y50l	68.18	-39.82	59.82	71.86	124		j44g
y75l	59.54	-51.32	47.39	69.86	137		j64g
l00c	50.9	-62.84	34.96	71.91	151		j83g
l50c	55.3	-44.33	-10.61	45.58	193		g28b
c00v	58.62	-30.35	-45.02	54.3	236		g67b
c50v	42.16	0.4	-44.72	44.72	271		g98b
v00m	25.72	31.1	-44.41	54.22	305		b29r
v50m	35.07	49.53	-29.37	57.58	329		b51r
m00o	48.13	75.28	-8.37	75.74	354		b72r
m50o	48.04	70.55	19.8	73.27	16		b91r

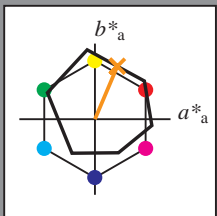


See for similar files: <http://www.ps.bam.de/Ee64/>; [www.ps.bam.de](http://www.ps.bam.de)  
 Technical information: <http://www.ps.bam.de> Version 2.1, io=1,1, ColSpx=1

BAM registration: 20081001-Ee64/10L/L64E00NP.PS/.PDF BAM material: code=rhadata  
 application for evaluation and measurement of printer or monitor systems

Input and output: Colorimetric Printer Reflective System ORS18\_95aM for relative CIELAB hue  $h^* = lab^*h^* = h^*_{ab}/360 = 0.186$   
 data for any colour:

$lab^*tch^*$  and  $lab^*icu^*$   
 Hue texts:  
 $u^*_d = o50y$   $u^*_e = r62j$   
 contrast reduction factor:  
 $c_R = 1.0$   
 triangle lightness  $t^*$



ORS18\_95aM; adapted (a) CIELAB data

	$u^*_d$	$L^*=L^*_a$	$a^*_a$	$b^*_a$	$C^*_{ab,a}$	$h^*_{ab,a}$
O <sub>Ma</sub>	47.94	65.39	50.52	82.63	38	
Y <sub>Ma</sub>	90.37	-10.27	91.75	92.32	96	
L <sub>Ma</sub>	50.9	-62.84	34.96	71.91	151	
C <sub>Ma</sub>	58.62	-30.35	-45.02	54.3	236	
V <sub>Ma</sub>	25.72	31.1	-44.41	54.22	305	
M <sub>Ma</sub>	48.13	75.28	-8.37	75.74	354	
N <sub>Ma</sub>	18.01	0.0	0.0	0.0	0	
W <sub>Ma</sub>	95.41	0.0	0.0	0.0	0	
O <sub>Ma</sub>	39.92	58.74	27.99	65.07	25	
Y <sub>Ma</sub>	81.26	-2.89	71.56	71.62	92	
L <sub>Ma</sub>	52.23	-42.42	13.6	44.55	162	
V <sub>Ma</sub>	30.57	1.41	-46.47	46.49	272	

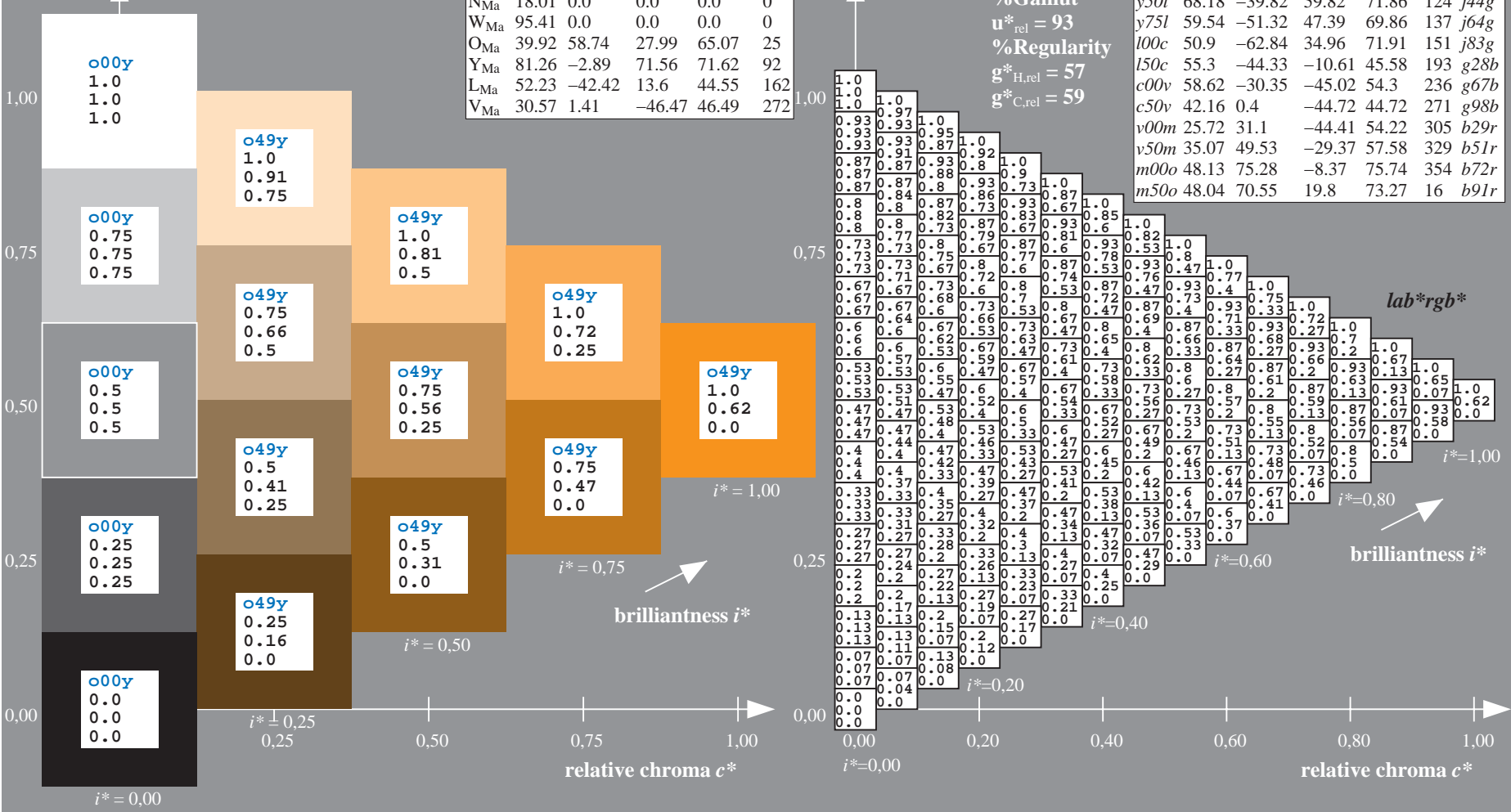
Data for maximum colour (Ma):

$LAB^*LAB^*_{Ma}$ : 68 30 70  
 $LAB^*LCH^*_{Ma}$ : 68 76 67  
 $lab^*olv^*_{Ma}$ : 1.0 0.5 0.0  
 $lab^*rgb^*_{Ma}$ : 1.0 0.62 0.0  
 triangle lightness  $t^*$

ORS18\_95aM; adapted (a) CIELAB data

	$u^*_d$	$L^*=L^*_a$	$a^*_a$	$b^*_a$	$C^*_{ab,a}$	$h^*_{ab,a}$	$u^*_e$
o00y	47.94	65.39	50.52	82.63	38	r18j	
o25y	58.38	46.78	60.66	76.6	52	r40j	
o50y	67.98	29.66	69.99	76.02	67	r62j	
o75y	78.09	11.63	79.82	80.66	82	r83j	
y00l	90.37	-10.27	91.75	92.32	96	j06g	
y25l	77.89	-26.88	73.8	78.54	110	j25g	
y50l	68.18	-39.82	59.82	71.86	124	j44g	
y75l	59.54	-51.32	47.39	69.86	137	j64g	
l00c	50.9	-62.84	34.96	71.91	151	j83g	
l50c	55.3	-44.33	-10.61	45.58	193	g28b	
c00v	58.62	-30.35	-45.02	54.3	236	g67b	
c50v	42.16	0.4	-44.72	44.72	271	g98b	
v00m	25.72	31.1	-44.41	54.22	305	b29r	
v50m	35.07	49.53	-29.37	57.58	329	b51r	
m00o	48.13	75.28	-8.37	75.74	354	b72r	
m50o	48.04	70.55	19.8	73.27	16	b91r	

%Gamut  
 $u^*_{rel} = 93$   
 %Regularity  
 $g^*_{H,rel} = 57$   
 $g^*_{C,rel} = 59$

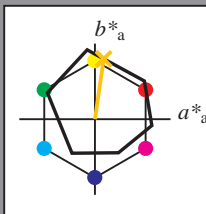


See for similar files: <http://www.ps.bam.de/Ee64/>; [www.ps.bam.de/Ee.HTM](http://www.ps.bam.de/Ee.HTM)  
 Technical information: <http://www.ps.bam.de> Version 2.1, io=1,1, ColSpx=1

BAM registration: 20081001-Ee64/10L/L64E00NP.PS/.PDF BAM material: code=rh4ta  
 application for evaluation and measurement of printer or monitor systems

Input and output: Colorimetric Printer Reflective System ORS18\_95aM for relative CIELAB hue  $h^* = lab^*h^* = h_{ab}^*/360 = 0.227$   
 data for any colour:  
 $lab^*tch^*$  and  $lab^*icu^*$

Hue texts:  
 $u^*_d = 0.75y$   $u^*_e = r83j$   
 contrast reduction factor:  
 $c_R = 1.0$   
 triangle lightness  $t^*$



ORS18\_95aM; adapted (a) CIELAB data

	$u^*_d$	$L^*=L^*_a$	$a^*_a$	$b^*_a$	$C^*_{ab,a}$	$h^*_{ab,a}$
O <sub>Ma</sub>	47.94	65.39	50.52	82.63	38	38
Y <sub>Ma</sub>	90.37	-10.27	91.75	92.32	96	96
L <sub>Ma</sub>	50.9	-62.84	34.96	71.91	151	151
C <sub>Ma</sub>	58.62	-30.35	-45.02	54.3	236	236
V <sub>Ma</sub>	25.72	31.1	-44.41	54.22	305	305
M <sub>Ma</sub>	48.13	75.28	-8.37	75.74	354	354
N <sub>Ma</sub>	18.01	0.0	0.0	0.0	0	0
W <sub>Ma</sub>	95.41	0.0	0.0	0.0	0	0
O <sub>Ma</sub>	39.92	58.74	27.99	65.07	25	25
Y <sub>Ma</sub>	81.26	-2.89	71.56	71.62	92	92
L <sub>Ma</sub>	52.23	-42.42	13.6	44.55	162	162
V <sub>Ma</sub>	30.57	1.41	-46.47	46.49	272	272

Data for maximum colour (Ma):

$LAB^*LAB^*_{Ma}$ : 78 12 80  
 $LAB^*LCH^*_{Ma}$ : 78 81 81  
 $lab^*olv^*_{Ma}$ : 1.0 0.75 0.0  
 $lab^*rgb^*_{Ma}$ : 1.0 0.84 0.0

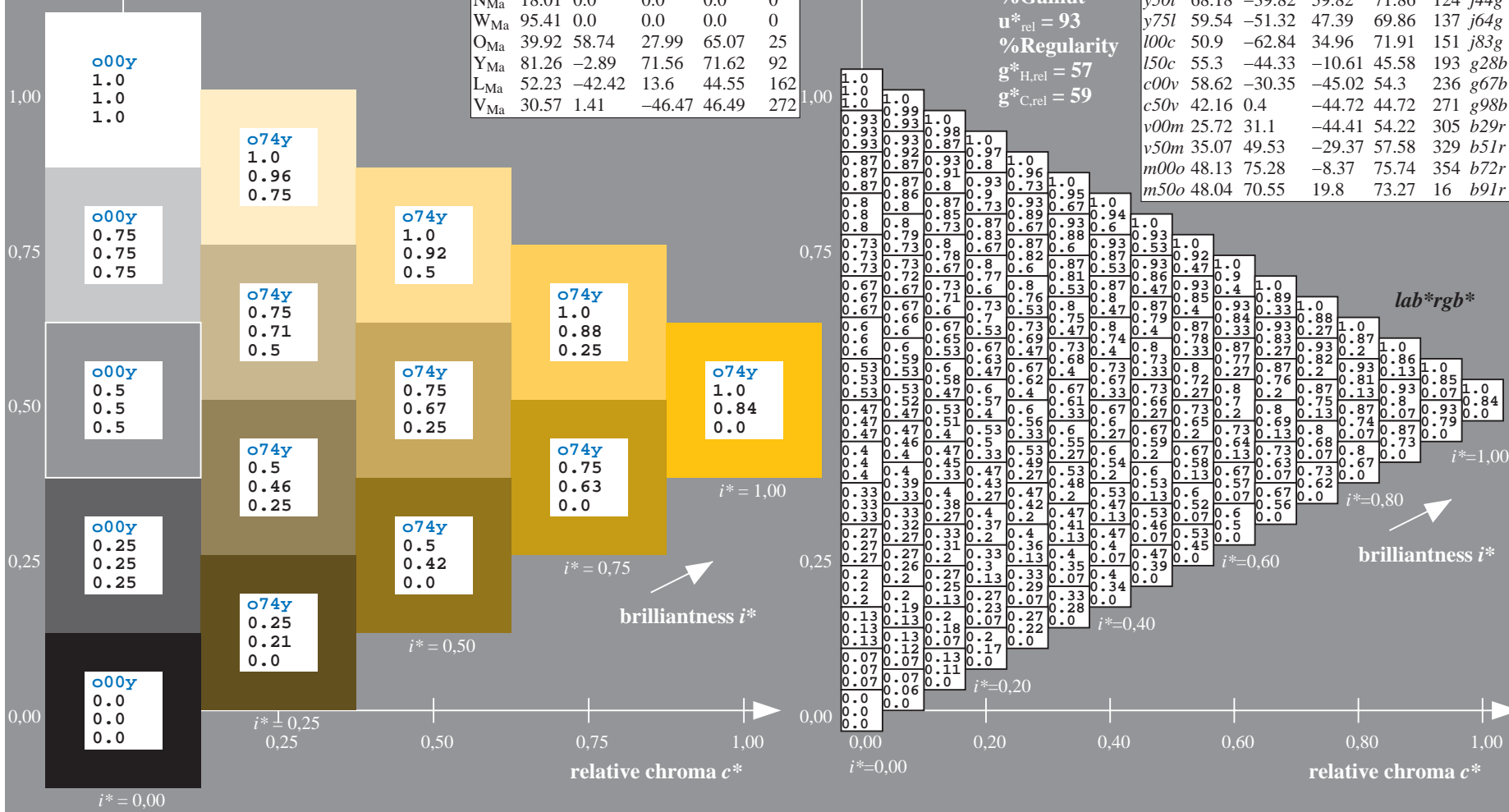
triangle lightness  $t^*$

%Gamut  
 $u^*_{rel} = 93$   
 %Regularity  
 $g^*_{H,rel} = 57$   
 $g^*_{C,rel} = 59$

$u^*_d = 0.75y$   
 $lab^*rgb^*$

ORS18\_95aM; adapted (a) CIELAB data

	$u^*_d$	$L^*=L^*_a$	$a^*_a$	$b^*_a$	$C^*_{ab,a}$	$h^*_{ab,a}$	$u^*_e$
o00y	47.94	65.39	50.52	82.63	38	r18j	
o25y	58.38	46.78	60.66	76.6	52	r40j	
o50y	67.98	29.66	69.99	76.02	67	r62j	
o75y	78.09	11.63	79.82	80.66	82	r83j	
y00l	90.37	-10.27	91.75	92.32	96	j06g	
y25l	77.89	-26.88	73.8	78.54	110	j25g	
y50l	68.18	-39.82	59.82	71.86	124	j44g	
y75l	59.54	-51.32	47.39	69.86	137	j64g	
l00c	50.9	-62.84	34.96	71.91	151	j83g	
l50c	55.3	-44.33	-10.61	45.58	193	g28b	
c00v	58.62	-30.35	-45.02	54.3	236	g67b	
c50v	42.16	0.4	-44.72	44.72	271	g98b	
v00m	25.72	31.1	-44.41	54.22	305	b29r	
v50m	35.07	49.53	-29.37	57.58	329	b51r	
m00o	48.13	75.28	-8.37	75.74	354	b72r	
m50o	48.04	70.55	19.8	73.27	16	b91r	

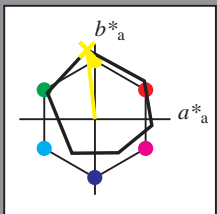


See for similar files: <http://www.ps.bam.de/Ee64/>; [www.ps.bam.de/Ee.HTM](http://www.ps.bam.de/Ee.HTM)  
 Technical information: <http://www.ps.bam.de> Version 2.1, io=1,1, ColSpx=1

BAM registration: 20081001-Ee64/10L/L64E00NP.PS/.PDF BAM material: code=rhadata  
 application for evaluation and measurement of printer or monitor systems

Input and output: Colorimetric Printer Reflective System ORS18\_95aM for relative CIELAB hue  $h^* = lab^*h^* = h^*_{ab}/360 = 0.268$   
 data for any colour:

$lab^*tch^*$  and  $lab^*icu^*$   
 Hue texts:  
 $u^*_d = y00l$   $u^*_e = j06g$   
 contrast reduction factor:  
 $c_R = 1.0$   
 triangle lightness  $t^*$



ORS18\_95aM; adapted (a) CIELAB data

	$u^*_d$	$L^*=L^*_a$	$a^*_a$	$b^*_a$	$C^*_{ab,a}$	$h^*_{ab,a}$
O <sub>Ma</sub>	47.94	65.39	50.52	82.63	38	
Y <sub>Ma</sub>	90.37	-10.27	91.75	92.32	96	
L <sub>Ma</sub>	50.9	-62.84	34.96	71.91	151	
C <sub>Ma</sub>	58.62	-30.35	-45.02	54.3	236	
V <sub>Ma</sub>	25.72	31.1	-44.41	54.22	305	
M <sub>Ma</sub>	48.13	75.28	-8.37	75.74	354	
N <sub>Ma</sub>	18.01	0.0	0.0	0.0	0	
W <sub>Ma</sub>	95.41	0.0	0.0	0.0	0	
O <sub>Ma</sub>	39.92	58.74	27.99	65.07	25	
Y <sub>Ma</sub>	81.26	-2.89	71.56	71.62	92	
L <sub>Ma</sub>	52.23	-42.42	13.6	44.55	162	
V <sub>Ma</sub>	30.57	1.41	-46.47	46.49	272	

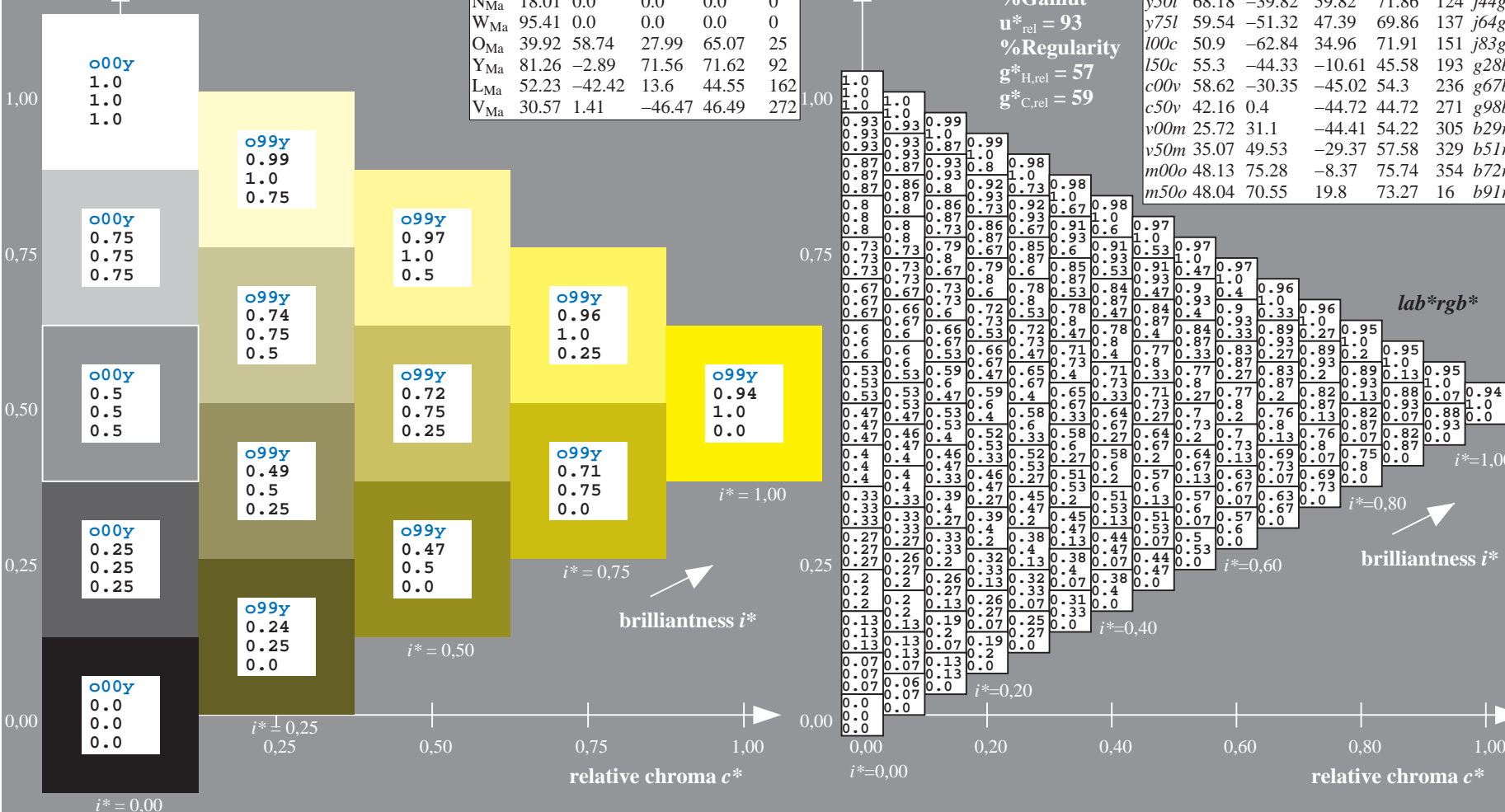
Data for maximum colour (Ma):

$LAB^*LAB^*_{Ma}$ : 90 -10 92  
 $LAB^*LCH^*_{Ma}$ : 90 92 96  
 $lab^*olv^*_{Ma}$ : 1.0 1.0 0.0  
 $lab^*rgb^*_{Ma}$ : 0.94 1.0 0.0  
 triangle lightness  $t^*$

%Gamut  
 $u^*_{rel} = 93$   
 %Regularity  
 $g^*_{H,rel} = 57$   
 $g^*_{C,rel} = 59$

ORS18\_95aM; adapted (a) CIELAB data

	$u^*_d$	$L^*=L^*_a$	$a^*_a$	$b^*_a$	$C^*_{ab,a}$	$h^*_{ab,a}$	$u^*_e$
o00y	47.94	65.39	50.52	82.63	38		r18j
o25y	58.38	46.78	60.66	76.6	52		r40j
o50y	67.98	29.66	69.99	76.02	67		r62j
o75y	78.09	11.63	79.82	80.66	82		r83j
y00l	90.37	-10.27	91.75	92.32	96		j06g
y25l	77.89	-26.88	73.8	78.54	110		j25g
y50l	68.18	-39.82	59.82	71.86	124		j44g
y75l	59.54	-51.32	47.39	69.86	137		j64g
l00c	50.9	-62.84	34.96	71.91	151		j83g
l50c	55.3	-44.33	-10.61	45.58	193		g28b
c00v	58.62	-30.35	-45.02	54.3	236		g67b
c50v	42.16	0.4	-44.72	44.72	271		g98b
v00m	25.72	31.1	-44.41	54.22	305		b29r
v50m	35.07	49.53	-29.37	57.58	329		b51r
m00o	48.13	75.28	-8.37	75.74	354		b72r
m50o	48.04	70.55	19.8	73.27	16		b91r



See for similar files: <http://www.ps.bam.de/Ee64/>; [www.ps.bam.de/Ee64/](http://www.ps.bam.de/Ee64/); [www.ps.bam.de/Ee64/](http://www.ps.bam.de/Ee64/)  
 Technical information: <http://www.ps.bam.de> Version 2.1, io=1,1, ColSPX=1

BAM registration: 20081001-Ee64/10L/L64E00NP.PS/.PDF BAM material: code=rhadata  
 application for evaluation and measurement of printer or monitor systems

Input and output: Colorimetric Printer Reflective System ORS18\_95aM for relative CIELAB hue  $h^* = lab^*h^* = h_{ab}^*/360 = 0.306$

data for any colour:

$lab^*tch^*$  and  $lab^*icu^*$

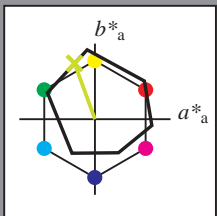
Hue texts:

$u^*_d = y25l$   $u^*_e = j25g$

contrast reduction factor:

$c_R = 1.0$

triangle lightness  $t^*$



ORS18\_95aM; adapted (a) CIELAB data

	$u^*_d$	$L^*=L^*_a$	$a^*_a$	$b^*_a$	$C^*_{ab,a}$	$h^*_{ab,a}$
O <sub>Ma</sub>	47.94	65.39	50.52	82.63	38	
Y <sub>Ma</sub>	90.37	-10.27	91.75	92.32	96	
L <sub>Ma</sub>	50.9	-62.84	34.96	71.91	151	
C <sub>Ma</sub>	58.62	-30.35	-45.02	54.3	236	
V <sub>Ma</sub>	25.72	31.1	-44.41	54.22	305	
M <sub>Ma</sub>	48.13	75.28	-8.37	75.74	354	
N <sub>Ma</sub>	18.01	0.0	0.0	0.0	0	
W <sub>Ma</sub>	95.41	0.0	0.0	0.0	0	
O <sub>Ma</sub>	39.92	58.74	27.99	65.07	25	
Y <sub>Ma</sub>	81.26	-2.89	71.56	71.62	92	
L <sub>Ma</sub>	52.23	-42.42	13.6	44.55	162	
V <sub>Ma</sub>	30.57	1.41	-46.47	46.49	272	

Data for maximum colour (Ma):

$LAB^*LAB^*_{Ma}$ : 78 -27 74

$LAB^*LCH^*_{Ma}$ : 78 79 110

$lab^*olv^*_{Ma}$ : 0.75 1.0 0.0

$lab^*rgb^*_{Ma}$ : 0.75 1.0 0.0

triangle lightness  $t^*$

%Gamut

$u^*_{rel} = 93$

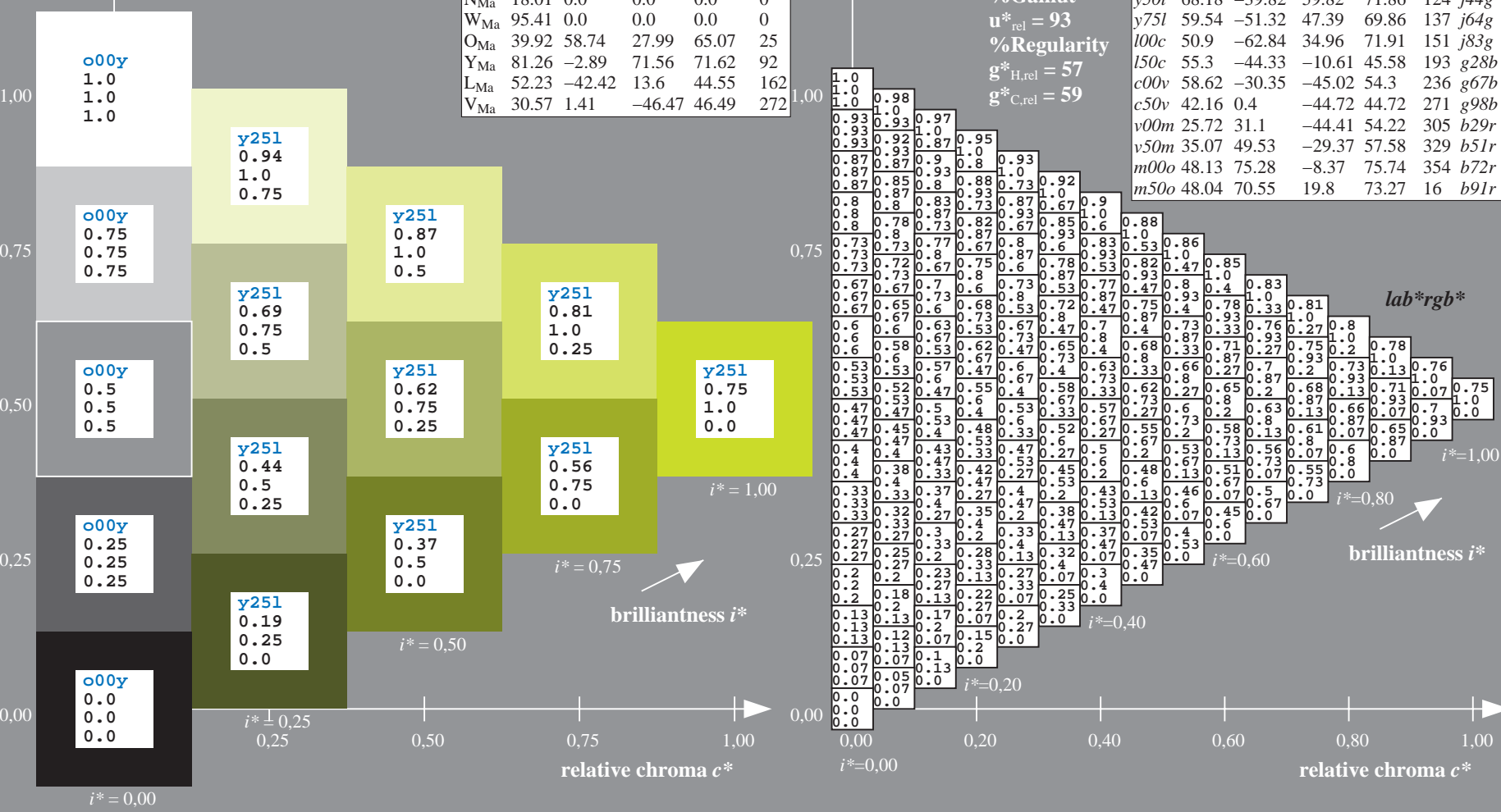
%Regularity

$g^*_{H,rel} = 57$

$g^*_{C,rel} = 59$

ORS18\_95aM; adapted (a) CIELAB data

	$u^*_d$	$L^*=L^*_a$	$a^*_a$	$b^*_a$	$C^*_{ab,a}$	$h^*_{ab,a}$	$u^*_e$
o00y	47.94	65.39	50.52	82.63	38		r18j
o25y	58.38	46.78	60.66	76.6	52		r40j
o50y	67.98	29.66	69.99	76.02	67		r62j
o75y	78.09	11.63	79.82	80.66	82		r83j
y00l	90.37	-10.27	91.75	92.32	96		j06g
y25l	77.89	-26.88	73.8	78.54	110		j25g
y50l	68.18	-39.82	59.82	71.86	124		j44g
y75l	59.54	-51.32	47.39	69.86	137		j64g
l00c	50.9	-62.84	34.96	71.91	151		j83g
l50c	55.3	-44.33	-10.61	45.58	193		g28b
c00v	58.62	-30.35	-45.02	54.3	236		g67b
c50v	42.16	0.4	-44.72	44.72	271		g98b
v00m	25.72	31.1	-44.41	54.22	305		b29r
v50m	35.07	49.53	-29.37	57.58	329		b51r
m00o	48.13	75.28	-8.37	75.74	354		b72r
m50o	48.04	70.55	19.8	73.27	16		b91r

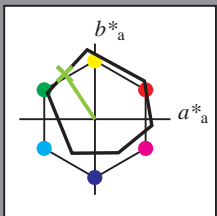


See for similar files: <http://www.ps.bam.de/Ee64/>; [www.ps.bam.de/Ee.HTM](http://www.ps.bam.de/Ee.HTM)  
 Technical information: <http://www.ps.bam.de> Version 2.1, io=1,1, ColSPx=1

BAM registration: 20081001-Ee64/10L/L64E00NP.PS/.PDF BAM material: code=rhadata  
 application for evaluation and measurement of printer or monitor systems

Input and output: Colorimetric Printer Reflective System ORS18\_95aM for relative CIELAB hue  $h^* = lab^*h^* = h^*_{ab}/360 = 0.343$   
 data for any colour:

$lab^*tch^*$  and  $lab^*icu^*$   
 Hue texts:  
 $u^*_d = y50l$   $u^*_e = j44g$   
 contrast reduction factor:  
 $c_R = 1.0$   
 triangle lightness  $t^*$



ORS18\_95aM; adapted (a) CIELAB data

$u^*_d$	$L^*=L^*_a$	$a^*_a$	$b^*_a$	$C^*_{ab,a}$	$h^*_{ab,a}$
O <sub>Ma</sub>	47.94	65.39	50.52	82.63	38
Y <sub>Ma</sub>	90.37	-10.27	91.75	92.32	96
L <sub>Ma</sub>	50.9	-62.84	34.96	71.91	151
C <sub>Ma</sub>	58.62	-30.35	-45.02	54.3	236
V <sub>Ma</sub>	25.72	31.1	-44.41	54.22	305
M <sub>Ma</sub>	48.13	75.28	-8.37	75.74	354
N <sub>Ma</sub>	18.01	0.0	0.0	0.0	0
W <sub>Ma</sub>	95.41	0.0	0.0	0.0	0
O <sub>Ma</sub>	39.92	58.74	27.99	65.07	25
Y <sub>Ma</sub>	81.26	-2.89	71.56	71.62	92
L <sub>Ma</sub>	52.23	-42.42	13.6	44.55	162
V <sub>Ma</sub>	30.57	1.41	-46.47	46.49	272

Data for maximum colour (Ma):

$LAB^*LAB^*_{Ma}$ : 68 -40 60

$LAB^*LCH^*_{Ma}$ : 68 72 123

$lab^*olv^*_{Ma}$ : 0.5 1.0 0.0

$lab^*rgb^*_{Ma}$ : 0.55 1.0 0.0

triangle lightness  $t^*$

%Gamut

$u^*_{rel} = 93$

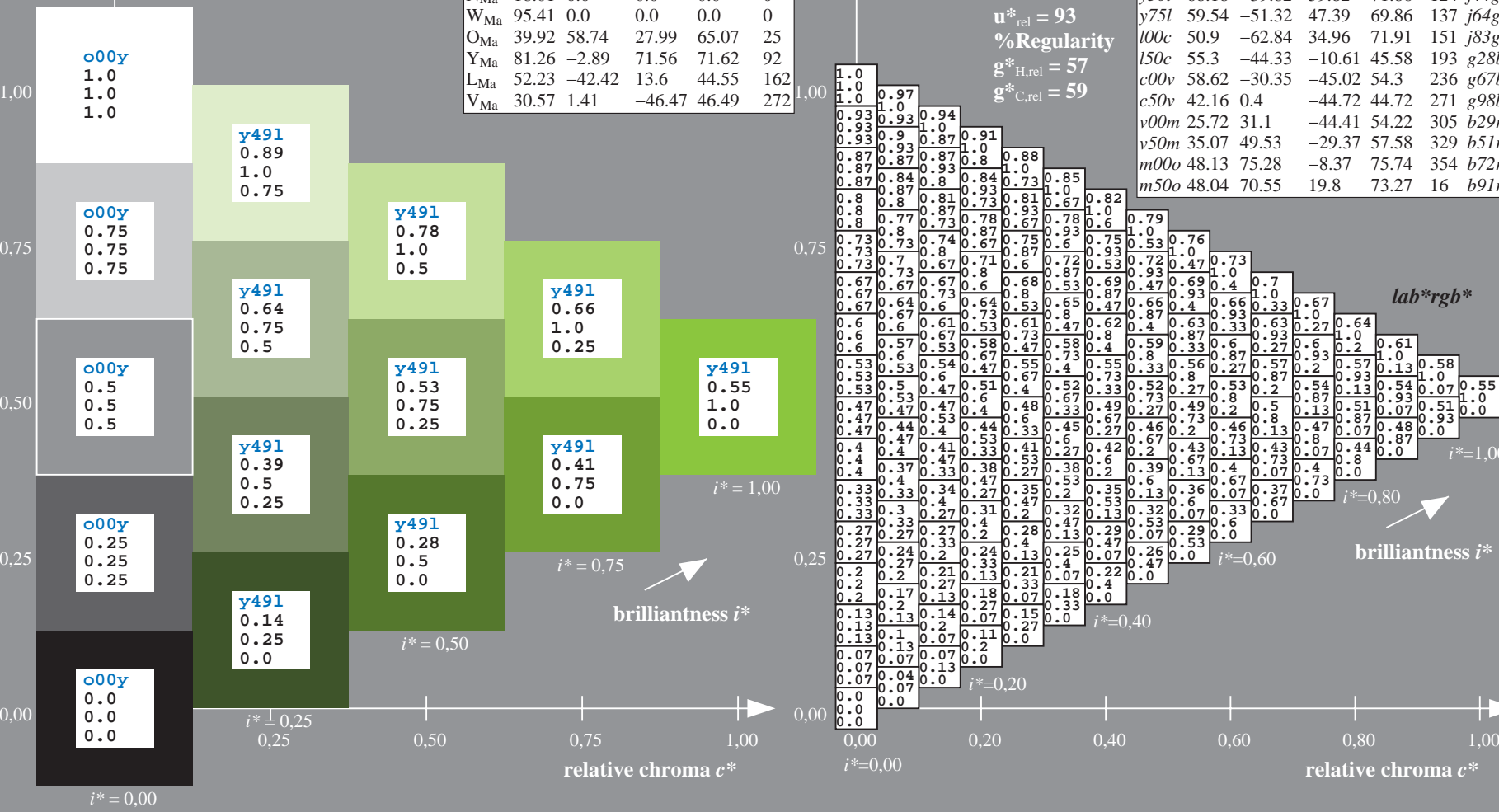
%Regularity

$g^*_{H,rel} = 57$

$g^*_{C,rel} = 59$

ORS18\_95aM; adapted (a) CIELAB data

$u^*_d$	$L^*=L^*_a$	$a^*_a$	$b^*_a$	$C^*_{ab,a}$	$h^*_{ab,a}$	$u^*_e$
o00y	47.94	65.39	50.52	82.63	38	r18j
o25y	58.38	46.78	60.66	76.6	52	r40j
o50y	67.98	29.66	69.99	76.02	67	r62j
o75y	78.09	11.63	79.82	80.66	82	r83j
y00l	90.37	-10.27	91.75	92.32	96	j06g
y25l	77.89	-26.88	73.8	78.54	110	j25g
y50l	68.18	-39.82	59.82	71.86	124	j44g
y75l	59.54	-51.32	47.39	69.86	137	j64g
l00c	50.9	-62.84	34.96	71.91	151	j83g
l50c	55.3	-44.33	-10.61	45.58	193	g28b
c00v	58.62	-30.35	-45.02	54.3	236	g67b
c50v	42.16	0.4	-44.72	44.72	271	g98b
v00m	25.72	31.1	-44.41	54.22	305	b29r
v50m	35.07	49.53	-29.37	57.58	329	b51r
m00o	48.13	75.28	-8.37	75.74	354	b72r
m50o	48.04	70.55	19.8	73.27	16	b91r

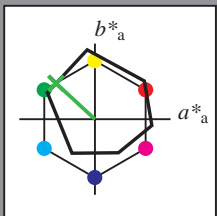


See for similar files: <http://www.ps.bam.de/Ee64/>; [www.ps.bam.de/Ee64/](http://www.ps.bam.de/Ee64/); [www.ps.bam.de/Ee64/](http://www.ps.bam.de/Ee64/)  
 Technical information: <http://www.ps.bam.de> Version 2.1, io=1,1, ColSpx=1

BAM registration: 20081001-Ee64/10L/L64E00NP.PS/.PDF BAM material: code=rhadata  
 application for evaluation and measurement of printer or monitor systems

Input and output: Colorimetric Printer Reflective System ORS18\_95aM for relative CIELAB hue  $h^* = lab^*h^* = h^*_{ab}/360 = 0.381$   
 data for any colour:

$lab^*tch^*$  and  $lab^*icu^*$   
 Hue texts:  
 $u^*_d = y75l$   $u^*_e = j64g$   
 contrast reduction factor:  
 $c_R = 1.0$   
 triangle lightness  $t^*$



ORS18\_95aM; adapted (a) CIELAB data

	$u^*_d$	$L^*=L^*_a$	$a^*_a$	$b^*_a$	$C^*_{ab,a}$	$h^*_{ab,a}$
O <sub>Ma</sub>	47.94	65.39	50.52	82.63	38	
Y <sub>Ma</sub>	90.37	-10.27	91.75	92.32	96	
L <sub>Ma</sub>	50.9	-62.84	34.96	71.91	151	
C <sub>Ma</sub>	58.62	-30.35	-45.02	54.3	236	
V <sub>Ma</sub>	25.72	31.1	-44.41	54.22	305	
M <sub>Ma</sub>	48.13	75.28	-8.37	75.74	354	
N <sub>Ma</sub>	18.01	0.0	0.0	0.0	0	
W <sub>Ma</sub>	95.41	0.0	0.0	0.0	0	
O <sub>Ma</sub>	39.92	58.74	27.99	65.07	25	
Y <sub>Ma</sub>	81.26	-2.89	71.56	71.62	92	
L <sub>Ma</sub>	52.23	-42.42	13.6	44.55	162	
V <sub>Ma</sub>	30.57	1.41	-46.47	46.49	272	

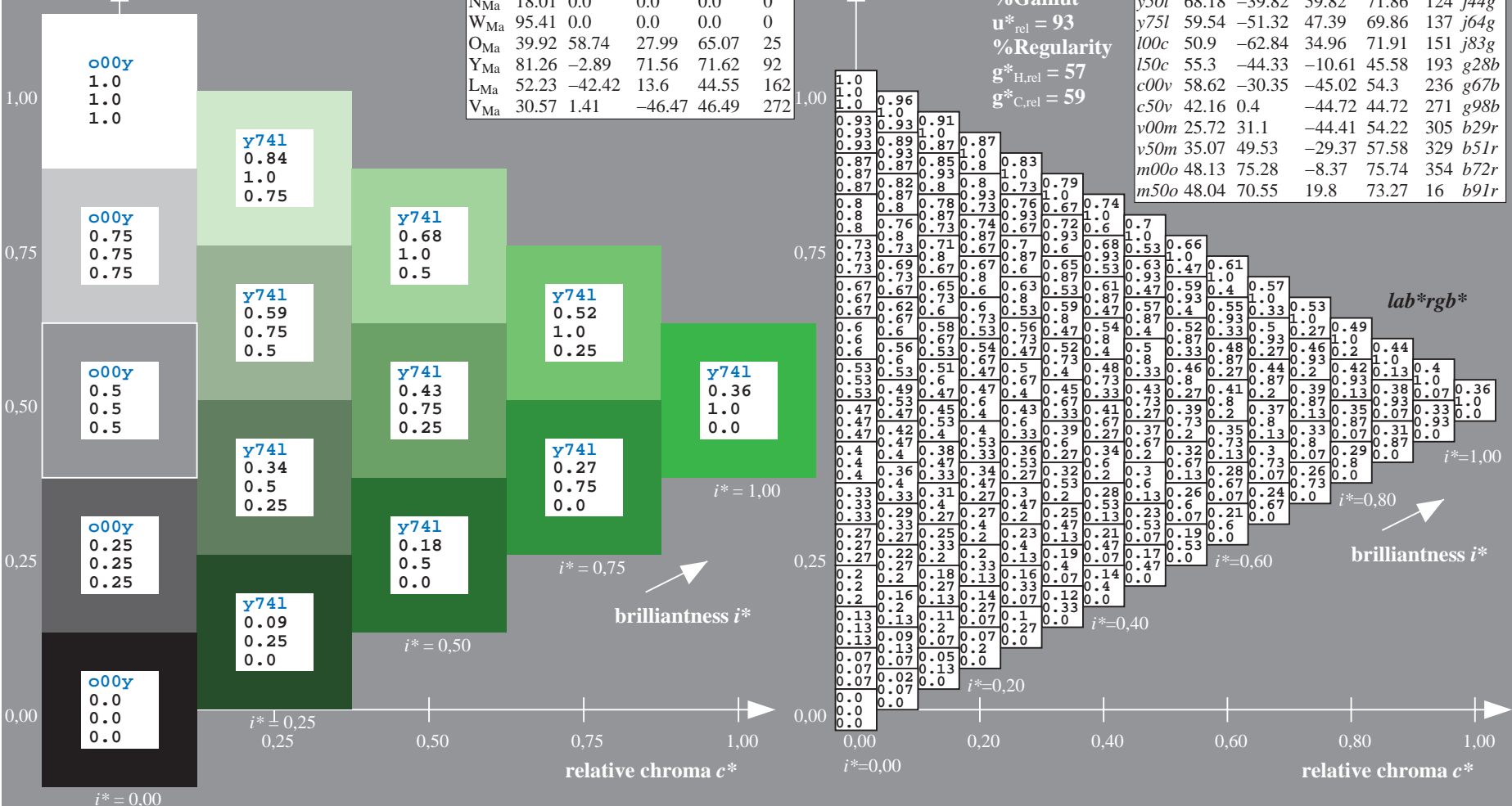
Data for maximum colour (Ma):

$LAB^*LAB^*_{Ma}$ : 60 -51 47  
 $LAB^*LCH^*_{Ma}$ : 60 70 137  
 $lab^*olv^*_{Ma}$ : 0.25 1.0 0.0  
 $lab^*rgb^*_{Ma}$ : 0.36 1.0 0.0  
 triangle lightness  $t^*$

%Gamut  
 $u^*_{rel} = 93$   
 %Regularity  
 $g^*_{H,rel} = 57$   
 $g^*_{C,rel} = 59$

ORS18\_95aM; adapted (a) CIELAB data

	$u^*_d$	$L^*=L^*_a$	$a^*_a$	$b^*_a$	$C^*_{ab,a}$	$h^*_{ab,a}$	$u^*_e$
o00y	47.94	65.39	50.52	82.63	38		r18j
o25y	58.38	46.78	60.66	76.6	52		r40j
o50y	67.98	29.66	69.99	76.02	67		r62j
o75y	78.09	11.63	79.82	80.66	82		r83j
y00l	90.37	-10.27	91.75	92.32	96		j06g
y25l	77.89	-26.88	73.8	78.54	110		j25g
y50l	68.18	-39.82	59.82	71.86	124		j44g
y75l	59.54	-51.32	47.39	69.86	137		j64g
l00c	50.9	-62.84	34.96	71.91	151		j83g
l50c	55.3	-44.33	-10.61	45.58	193		g28b
c00v	58.62	-30.35	-45.02	54.3	236		g67b
c50v	42.16	0.4	-44.72	44.72	271		g98b
v00m	25.72	31.1	-44.41	54.22	305		b29r
v50m	35.07	49.53	-29.37	57.58	329		b51r
m00o	48.13	75.28	-8.37	75.74	354		b72r
m50o	48.04	70.55	19.8	73.27	16		b91r

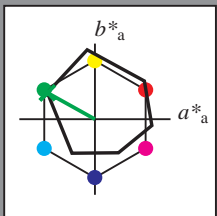


See for similar files: <http://www.ps.bam.de/Ee64/>; [www.ps.bam.de](http://www.ps.bam.de)  
 Technical information: <http://www.ps.bam.de> Version 2.1, io=1,1, ColSpx=1

BAM registration: 20081001-Ee64/10L/L64E00NP.PS/.PDF BAM material: code=rhadata  
 application for evaluation and measurement of printer or monitor systems

Input and output: Colorimetric Printer Reflective System ORS18\_95aM for relative CIELAB hue  $h^* = lab^*h^* = h_{ab}^*/360 = 0.419$   
 data for any colour:

$lab^*tch^*$  and  $lab^*icu^*$   
 Hue texts:  
 $u^*_d = 100c$   $u^*_e = j83g$   
 contrast reduction factor:  
 $c_R = 1.0$   
 triangle lightness  $t^*$



ORS18\_95aM; adapted (a) CIELAB data

	$u^*_d$	$L^*=L^*_a$	$a^*_a$	$b^*_a$	$C^*_{ab,a}$	$h^*_{ab,a}$
O <sub>Ma</sub>	47.94	65.39	50.52	82.63	38	38
Y <sub>Ma</sub>	90.37	-10.27	91.75	92.32	96	96
L <sub>Ma</sub>	50.9	-62.84	34.96	71.91	151	151
C <sub>Ma</sub>	58.62	-30.35	-45.02	54.3	236	236
V <sub>Ma</sub>	25.72	31.1	-44.41	54.22	305	305
M <sub>Ma</sub>	48.13	75.28	-8.37	75.74	354	354
N <sub>Ma</sub>	18.01	0.0	0.0	0.0	0	0
W <sub>Ma</sub>	95.41	0.0	0.0	0.0	0	0
O <sub>Ma</sub>	39.92	58.74	27.99	65.07	25	25
Y <sub>Ma</sub>	81.26	-2.89	71.56	71.62	92	92
L <sub>Ma</sub>	52.23	-42.42	13.6	44.55	162	162
V <sub>Ma</sub>	30.57	1.41	-46.47	46.49	272	272

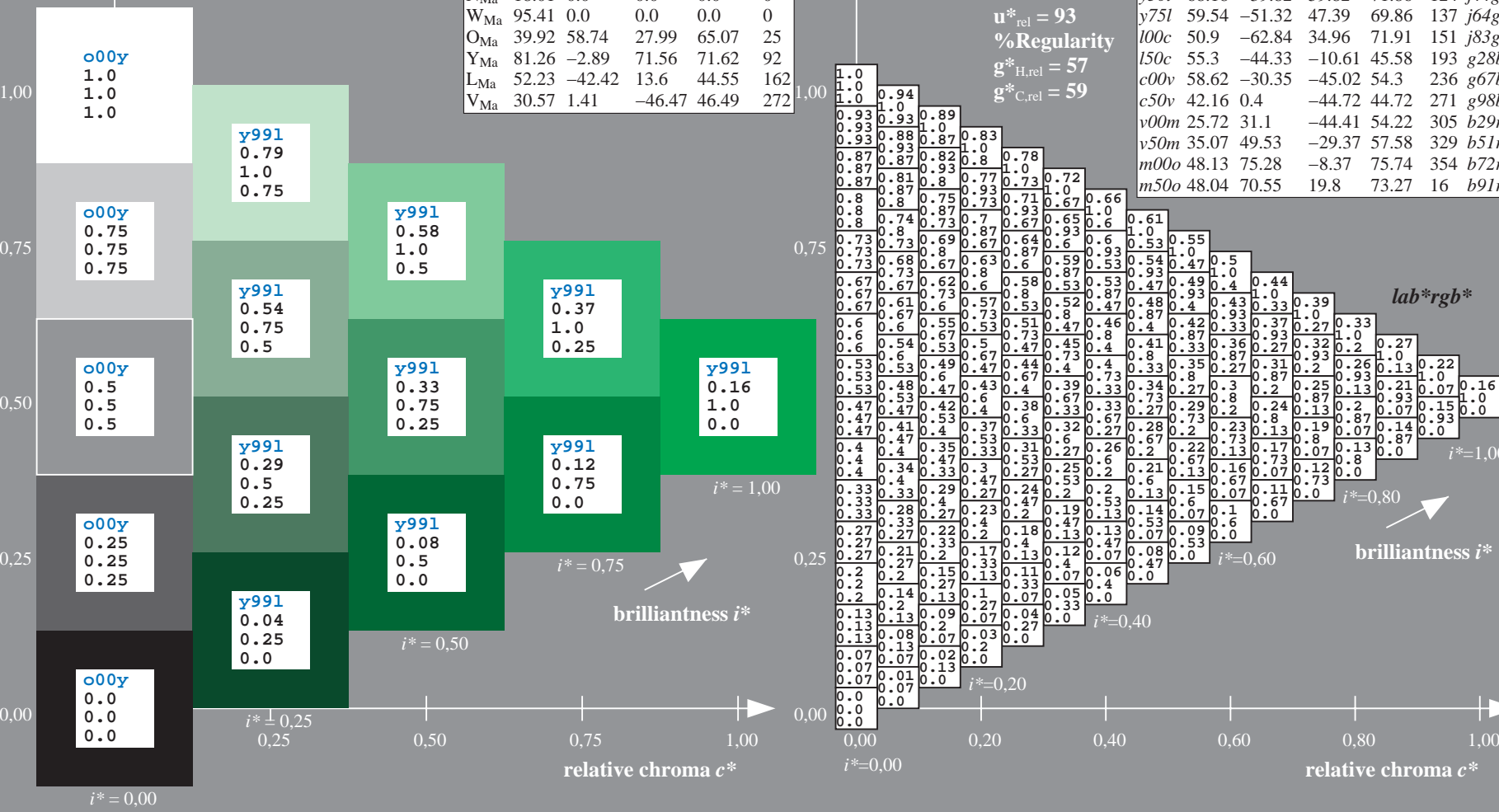
Data for maximum colour (Ma):

$LAB^*LAB^*_{Ma}$ : 51 -63 35  
 $LAB^*LCH^*_{Ma}$ : 51 72 150  
 $lab^*olv^*_{Ma}$ : 0.0 1.0 0.0  
 $lab^*rgb^*_{Ma}$ : 0.16 1.0 0.0  
 triangle lightness  $t^*$

%Gamut  
 $u^*_{rel} = 93$   
 %Regularity  
 $g^*_{H,rel} = 57$   
 $g^*_{C,rel} = 59$

ORS18\_95aM; adapted (a) CIELAB data

	$u^*_d$	$L^*=L^*_a$	$a^*_a$	$b^*_a$	$C^*_{ab,a}$	$h^*_{ab,a}$	$u^*_e$
o00y	47.94	65.39	50.52	82.63	38	38	r18j
o25y	58.38	46.78	60.66	76.6	52	52	r40j
o50y	67.98	29.66	69.99	76.02	67	67	r62j
o75y	78.09	11.63	79.82	80.66	82	82	r83j
y00l	90.37	-10.27	91.75	92.32	96	96	j06g
y25l	77.89	-26.88	73.8	78.54	110	110	j25g
y50l	68.18	-39.82	59.82	71.86	124	124	j44g
y75l	59.54	-51.32	47.39	69.86	137	137	j64g
l00c	50.9	-62.84	34.96	71.91	151	151	j83g
l50c	55.3	-44.33	-10.61	45.58	193	193	g28b
c00v	58.62	-30.35	-45.02	54.3	236	236	g67b
c50v	42.16	0.4	-44.72	44.72	271	271	g98b
v00m	25.72	31.1	-44.41	54.22	305	305	b29r
v50m	35.07	49.53	-29.37	57.58	329	329	b51r
m00o	48.13	75.28	-8.37	75.74	354	354	b72r
m50o	48.04	70.55	19.8	73.27	16	16	b91r



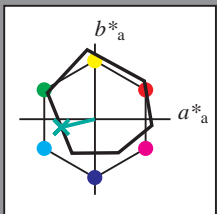
See for similar files: <http://www.ps.bam.de/Ee64/>; [www.ps.bam.de/Ee64/](http://www.ps.bam.de/Ee64/)  
 Technical information: <http://www.ps.bam.de> Version 2.1, io=1,1, ColSpx=1

BAM registration: 20081001-Ee64/10L/L64E00NP.PS/.PDF BAM material: code=rhadata  
 application for evaluation and measurement of printer or monitor systems



Input and output: Colorimetric Printer Reflective System ORS18\_95aM for relative CIELAB hue  $h^* = lab^*h^* = h_{ab}^*/360 = 0.537$   
 data for any colour:

$lab^*tch^*$  and  $lab^*icu^*$   
 Hue texts:  
 $u^*_d = 150c$   $u^*_e = g28b$   
 contrast reduction factor:  
 $c_R = 1.0$   
 triangle lightness  $t^*$



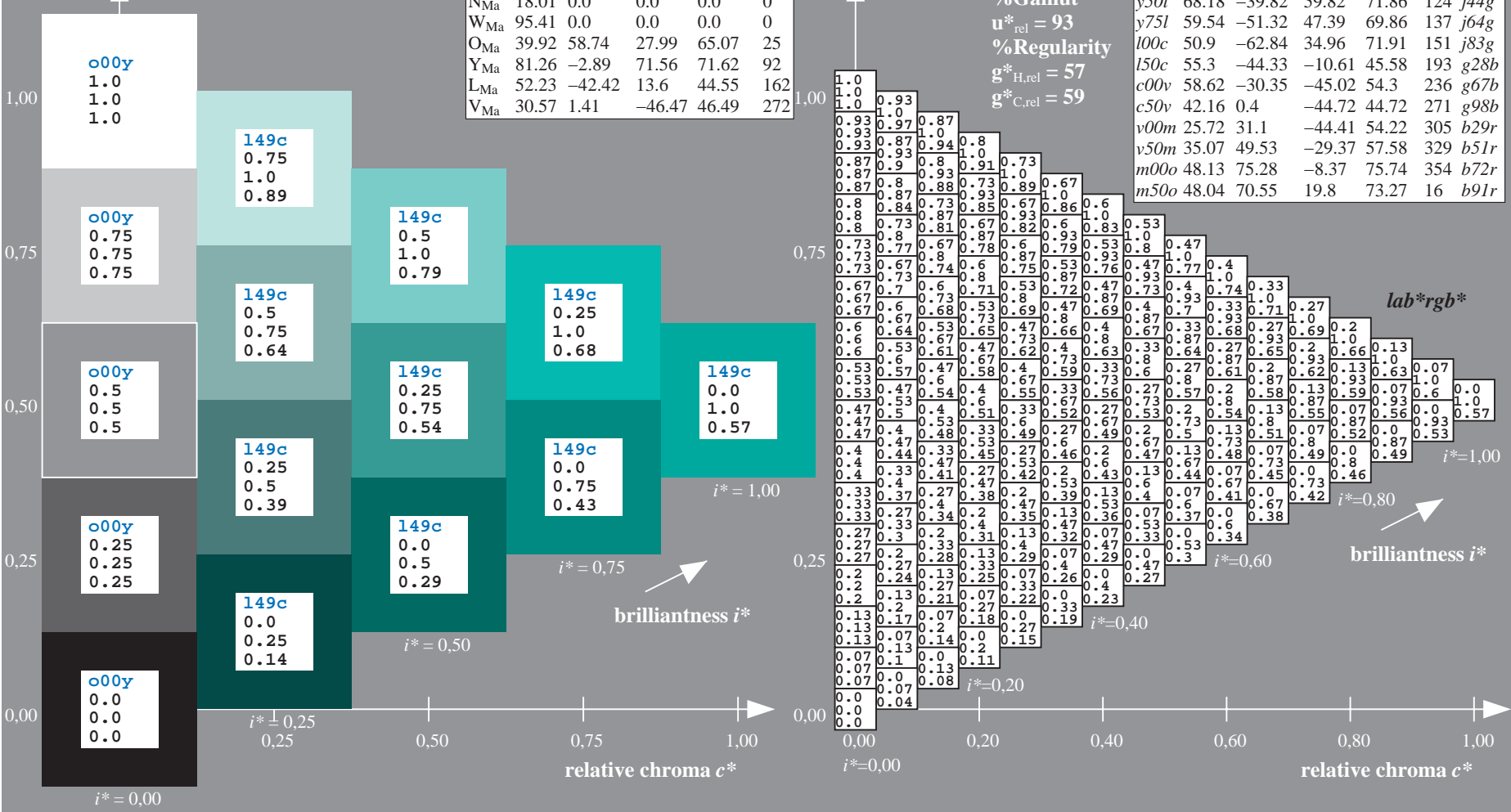
ORS18_95aM; adapted (a) CIELAB data						
$u^*_d$	$L^*=L^*_a$	$a^*_a$	$b^*_a$	$C^*_{ab,a}$	$h^*_{ab,a}$	
O <sub>Ma</sub>	47.94	65.39	50.52	82.63	38	
Y <sub>Ma</sub>	90.37	-10.27	91.75	92.32	96	
L <sub>Ma</sub>	50.9	-62.84	34.96	71.91	151	
C <sub>Ma</sub>	58.62	-30.35	-45.02	54.3	236	
V <sub>Ma</sub>	25.72	31.1	-44.41	54.22	305	
M <sub>Ma</sub>	48.13	75.28	-8.37	75.74	354	
N <sub>Ma</sub>	18.01	0.0	0.0	0.0	0	
W <sub>Ma</sub>	95.41	0.0	0.0	0.0	0	
O <sub>Ma</sub>	39.92	58.74	27.99	65.07	25	
Y <sub>Ma</sub>	81.26	-2.89	71.56	71.62	92	
L <sub>Ma</sub>	52.23	-42.42	13.6	44.55	162	
V <sub>Ma</sub>	30.57	1.41	-46.47	46.49	272	

Data for maximum colour (Ma):

$LAB^*LAB^*_{Ma}$ : 55 -44 -11  
 $LAB^*LCH^*_{Ma}$ : 55 46 193  
 $lab^*olv^*_{Ma}$ : 0.0 1.0 0.5  
 $lab^*rgb^*_{Ma}$ : 0.0 1.0 0.57  
 triangle lightness  $t^*$

ORS18_95aM; adapted (a) CIELAB data							$u^*_d = 150c$	$lab^*rgb^*$
$u^*_d$	$L^*=L^*_a$	$a^*_a$	$b^*_a$	$C^*_{ab,a}$	$h^*_{ab,a}$	$u^*_e$		
<i>o00y</i>	47.94	65.39	50.52	82.63	38	<i>r18j</i>		
<i>o25y</i>	58.38	46.78	60.66	76.6	52	<i>r40j</i>		
<i>o50y</i>	67.98	29.66	69.99	76.02	67	<i>r62j</i>		
<i>o75y</i>	78.09	11.63	79.82	80.66	82	<i>r83j</i>		
<i>y00l</i>	90.37	-10.27	91.75	92.32	96	<i>j06g</i>		
<i>y25l</i>	77.89	-26.88	73.8	78.54	110	<i>j25g</i>		
<i>y50l</i>	68.18	-39.82	59.82	71.86	124	<i>j44g</i>		
<i>y75l</i>	59.54	-51.32	47.39	69.86	137	<i>j64g</i>		
<i>l00c</i>	50.9	-62.84	34.96	71.91	151	<i>j83g</i>		
<i>l50c</i>	55.3	-44.33	-10.61	45.58	193	<i>g28b</i>		
<i>c00v</i>	58.62	-30.35	-45.02	54.3	236	<i>g67b</i>		
<i>c50v</i>	42.16	0.4	-44.72	44.72	271	<i>g98b</i>		
<i>v00m</i>	25.72	31.1	-44.41	54.22	305	<i>b29r</i>		
<i>v50m</i>	35.07	49.53	-29.37	57.58	329	<i>b51r</i>		
<i>m00o</i>	48.13	75.28	-8.37	75.74	354	<i>b72r</i>		
<i>m50o</i>	48.04	70.55	19.8	73.27	16	<i>b91r</i>		

%Gamut  
 $u^*_{rel} = 93$   
 %Regularity  
 $g^*_{H,rel} = 57$   
 $g^*_{C,rel} = 59$

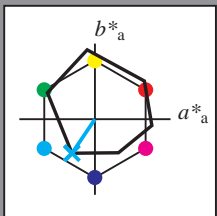


See for similar files: <http://www.ps.bam.de/Ee64/>; [www.ps.bam.de/Ee64/](http://www.ps.bam.de/Ee64/); [www.ps.bam.de/Ee64/](http://www.ps.bam.de/Ee64/)  
 Technical information: <http://www.ps.bam.de> Version 2.1, io=1,1, ColSpX=1

BAM registration: 20081001-Ee64/10L/L64E00NP.PS/.PDF BAM material: code=rh4ta  
 application for evaluation and measurement of printer or monitor systems

Input and output: Colorimetric Printer Reflective System ORS18\_95aM for relative CIELAB hue  $h^* = lab^*h^* = h^*_{ab}/360 = 0.656$   
 data for any colour:

$lab^*tch^*$  and  $lab^*icu^*$   
 Hue texts:  
 $u^*_d = c00v$   $u^*_e = g67b$   
 contrast reduction factor:  
 $c_R = 1.0$   
 triangle lightness  $t^*$



ORS18\_95aM; adapted (a) CIELAB data

$u^*_d$	$L^*=L^*_a$	$a^*_a$	$b^*_a$	$C^*_{ab,a}$	$h^*_{ab,a}$
O <sub>Ma</sub>	47.94	65.39	50.52	82.63	38
Y <sub>Ma</sub>	90.37	-10.27	91.75	92.32	96
L <sub>Ma</sub>	50.9	-62.84	34.96	71.91	151
C <sub>Ma</sub>	58.62	-30.35	-45.02	54.3	236
V <sub>Ma</sub>	25.72	31.1	-44.41	54.22	305
M <sub>Ma</sub>	48.13	75.28	-8.37	75.74	354
N <sub>Ma</sub>	18.01	0.0	0.0	0.0	0
W <sub>Ma</sub>	95.41	0.0	0.0	0.0	0
O <sub>Ma</sub>	39.92	58.74	27.99	65.07	25
Y <sub>Ma</sub>	81.26	-2.89	71.56	71.62	92
L <sub>Ma</sub>	52.23	-42.42	13.6	44.55	162
V <sub>Ma</sub>	30.57	1.41	-46.47	46.49	272

Data for maximum colour (Ma):

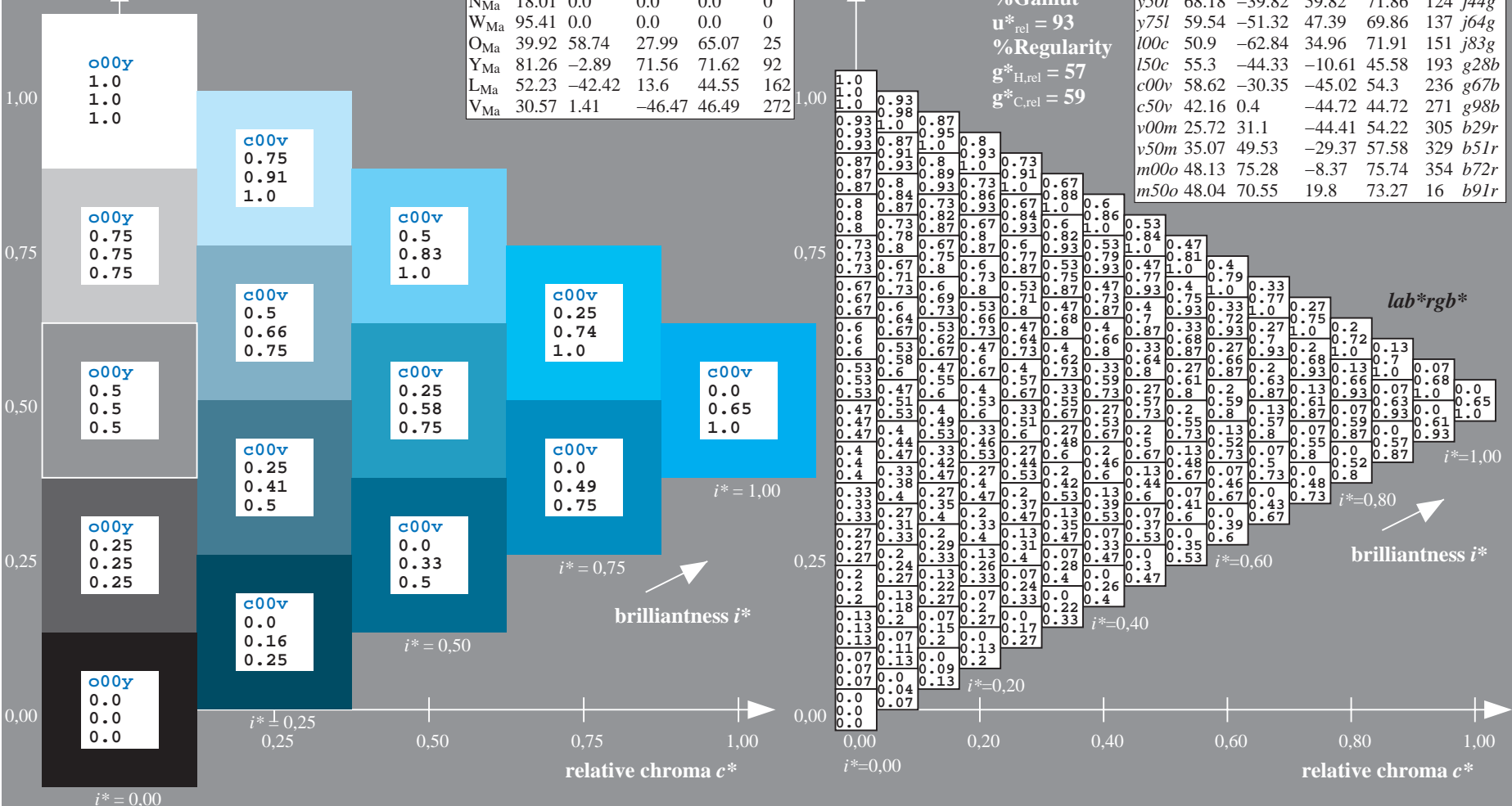
$LAB^*LAB^*_{Ma}$ : 59 -30 -45  
 $LAB^*LCH^*_{Ma}$ : 59 54 236  
 $lab^*olv^*_{Ma}$ : 0.0 1.0 1.0  
 $lab^*rgb^*_{Ma}$ : 0.0 0.65 1.0

triangle lightness  $t^*$

%Gamut  
 $u^*_{rel} = 93$   
 %Regularity  
 $g^*_{H,rel} = 57$   
 $g^*_{C,rel} = 59$

ORS18\_95aM; adapted (a) CIELAB data

$u^*_d$	$L^*=L^*_a$	$a^*_a$	$b^*_a$	$C^*_{ab,a}$	$h^*_{ab,a}$	$u^*_e$
o00y	47.94	65.39	50.52	82.63	38	r18j
o25y	58.38	46.78	60.66	76.6	52	r40j
o50y	67.98	29.66	69.99	76.02	67	r62j
o75y	78.09	11.63	79.82	80.66	82	r83j
y00l	90.37	-10.27	91.75	92.32	96	j06g
y25l	77.89	-26.88	73.8	78.54	110	j25g
y50l	68.18	-39.82	59.82	71.86	124	j44g
y75l	59.54	-51.32	47.39	69.86	137	j64g
l00c	50.9	-62.84	34.96	71.91	151	j83g
l50c	55.3	-44.33	-10.61	45.58	193	g28b
c00v	58.62	-30.35	-45.02	54.3	236	g67b
c50v	42.16	0.4	-44.72	44.72	271	g98b
v00m	25.72	31.1	-44.41	54.22	305	b29r
v50m	35.07	49.53	-29.37	57.58	329	b51r
m00o	48.13	75.28	-8.37	75.74	354	b72r
m50o	48.04	70.55	19.8	73.27	16	b91r

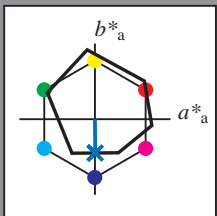


See for similar files: <http://www.ps.bam.de/Ee64/>; [www.ps.bam.de/Ee64/](http://www.ps.bam.de/Ee64/); [www.ps.bam.de/Ee64/](http://www.ps.bam.de/Ee64/)  
 Technical information: <http://www.ps.bam.de> Version 2.1, io=1,1, ColSPx=1

BAM registration: 20081001-Ee64/10L/L64E00NP.PS/.PDF BAM material: code=rhadata  
 application for evaluation and measurement of printer or monitor systems

Input and output: Colorimetric Printer Reflective System ORS18\_95aM for relative CIELAB hue  $h^* = lab^*h^* = h_{ab}/360 = 0.751$   
 data for any colour:

$lab^*tch^*$  and  $lab^*icu^*$   
 Hue texts:  
 $u^*_d = c50v$   $u^*_e = g98b$   
 contrast reduction factor:  
 $c_R = 1.0$   
 triangle lightness  $t^*$



ORS18\_95aM; adapted (a) CIELAB data

	$u^*_d$	$L^*=L^*_a$	$a^*_a$	$b^*_a$	$C^*_{ab,a}$	$h^*_{ab,a}$
O <sub>Ma</sub>	47.94	65.39	50.52	82.63	38	38
Y <sub>Ma</sub>	90.37	-10.27	91.75	92.32	96	96
L <sub>Ma</sub>	50.9	-62.84	34.96	71.91	151	151
C <sub>Ma</sub>	58.62	-30.35	-45.02	54.3	236	236
V <sub>Ma</sub>	25.72	31.1	-44.41	54.22	305	305
M <sub>Ma</sub>	48.13	75.28	-8.37	75.74	354	354
N <sub>Ma</sub>	18.01	0.0	0.0	0.0	0	0
W <sub>Ma</sub>	95.41	0.0	0.0	0.0	0	0
O <sub>Ma</sub>	39.92	58.74	27.99	65.07	25	25
Y <sub>Ma</sub>	81.26	-2.89	71.56	71.62	92	92
L <sub>Ma</sub>	52.23	-42.42	13.6	44.55	162	162
V <sub>Ma</sub>	30.57	1.41	-46.47	46.49	272	272

Data for maximum colour (Ma):

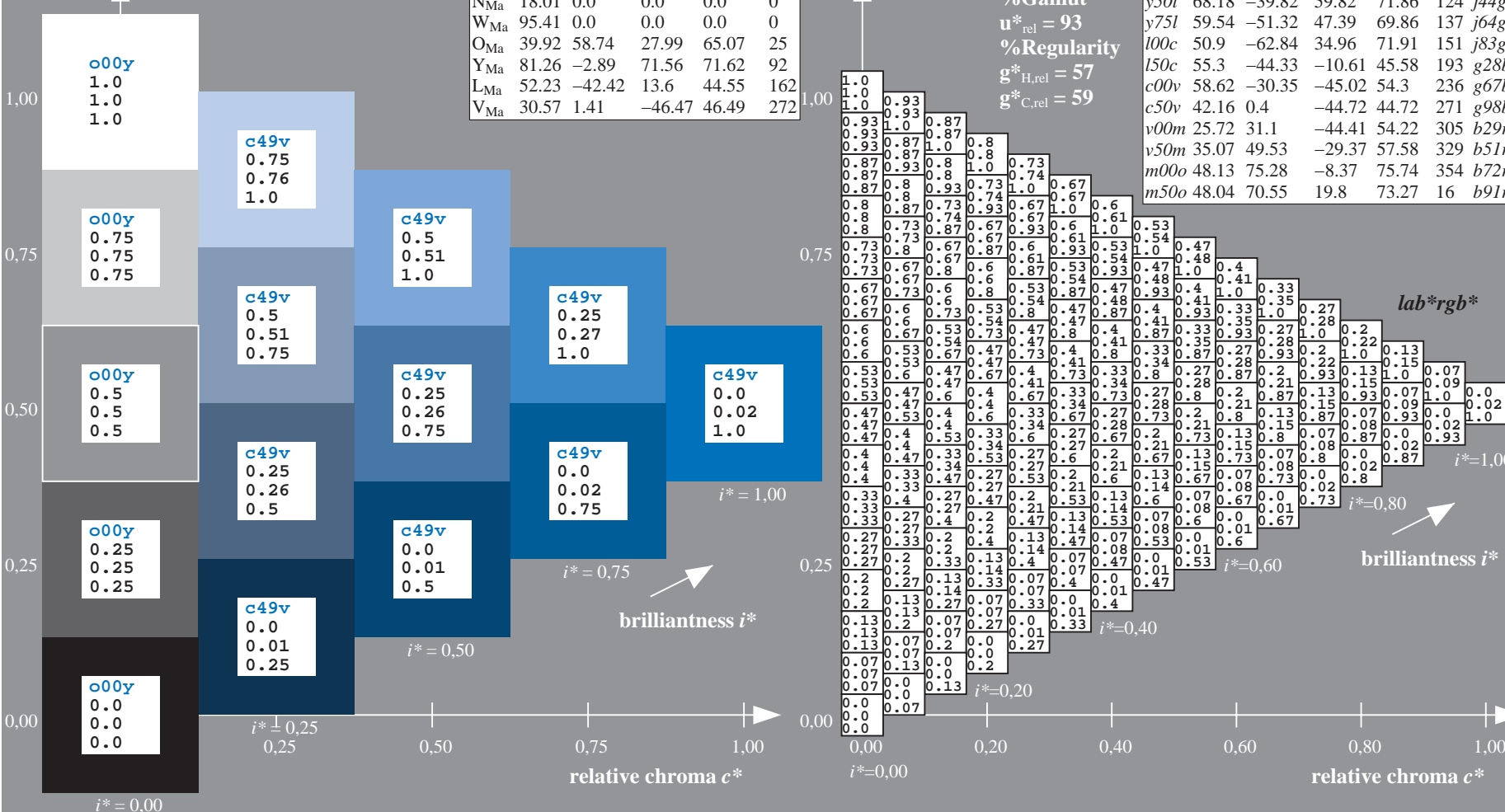
$LAB^*LAB^*_{Ma}$ : 42 0 -45  
 $LAB^*LCH^*_{Ma}$ : 42 45 270  
 $lab^*olv^*_{Ma}$ : 0.0 0.5 1.0  
 $lab^*rgb^*_{Ma}$ : 0.0 0.02 1.0

triangle lightness  $t^*$

%Gamut  
 $u^*_{rel} = 93$   
 %Regularity  
 $g^*_{H,rel} = 57$   
 $g^*_{C,rel} = 59$

ORS18\_95aM; adapted (a) CIELAB data

	$u^*_d$	$L^*=L^*_a$	$a^*_a$	$b^*_a$	$C^*_{ab,a}$	$h^*_{ab,a}$	$u^*_e$
o00y	47.94	65.39	50.52	82.63	38	r18j	
o25y	58.38	46.78	60.66	76.6	52	r40j	
o50y	67.98	29.66	69.99	76.02	67	r62j	
o75y	78.09	11.63	79.82	80.66	82	r83j	
y00l	90.37	-10.27	91.75	92.32	96	j06g	
y25l	77.89	-26.88	73.8	78.54	110	j25g	
y50l	68.18	-39.82	59.82	71.86	124	j44g	
y75l	59.54	-51.32	47.39	69.86	137	j64g	
l00c	50.9	-62.84	34.96	71.91	151	j83g	
l50c	55.3	-44.33	-10.61	45.58	193	g28b	
c00v	58.62	-30.35	-45.02	54.3	236	g67b	
c50v	42.16	0.4	-44.72	44.72	271	g98b	
v00m	25.72	31.1	-44.41	54.22	305	b29r	
v50m	35.07	49.53	-29.37	57.58	329	b51r	
m00o	48.13	75.28	-8.37	75.74	354	b72r	
m50o	48.04	70.55	19.8	73.27	16	b91r	

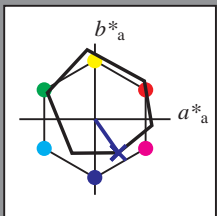


See for similar files: <http://www.ps.bam.de/Ee64/>; [www.ps.bam.de/Ee.HTM](http://www.ps.bam.de/Ee.HTM)  
 Technical information: <http://www.ps.bam.de> Version 2.1, io=1,1, ColSpx=1

BAM registration: 20081001-Ee64/10L/L64E00NP.PS/.PDF BAM material: code=rh4ta  
 application for evaluation and measurement of printer or monitor systems

Input and output: Colorimetric Printer Reflective System ORS18\_95aM for relative CIELAB hue  $h^* = lab^*h^* = h_{ab}/360 = 0.847$   
 data for any colour:

$lab^*tch^*$  and  $lab^*icu^*$   
 Hue texts:  
 $u^*_d = v00m$   $u^*_e = b29r$   
 contrast reduction factor:  
 $c_R = 1.0$   
 triangle lightness  $t^*$



ORS18\_95aM; adapted (a) CIELAB data

	$u^*_d$	$L^*=L^*_a$	$a^*_a$	$b^*_a$	$C^*_{ab,a}$	$h^*_{ab,a}$
O <sub>Ma</sub>	47.94	65.39	50.52	82.63	38	38
Y <sub>Ma</sub>	90.37	-10.27	91.75	92.32	96	96
L <sub>Ma</sub>	50.9	-62.84	34.96	71.91	151	151
C <sub>Ma</sub>	58.62	-30.35	-45.02	54.3	236	236
V <sub>Ma</sub>	25.72	31.1	-44.41	54.22	305	305
M <sub>Ma</sub>	48.13	75.28	-8.37	75.74	354	354
N <sub>Ma</sub>	18.01	0.0	0.0	0.0	0	0
W <sub>Ma</sub>	95.41	0.0	0.0	0.0	0	0
O <sub>Ma</sub>	39.92	58.74	27.99	65.07	25	25
Y <sub>Ma</sub>	81.26	-2.89	71.56	71.62	92	92
L <sub>Ma</sub>	52.23	-42.42	13.6	44.55	162	162
V <sub>Ma</sub>	30.57	1.41	-46.47	46.49	272	272

Data for maximum colour (Ma):

$LAB^*LAB^*_{Ma}$ : 26 31 -44

$LAB^*LCH^*_{Ma}$ : 26 54 305

$lab^*olv^*_{Ma}$ : 0.0 0.0 1.0

$lab^*rgb^*_{Ma}$ : 0.58 0.0 1.0

triangle lightness  $t^*$

%Gamut

$u^*_{rel} = 93$

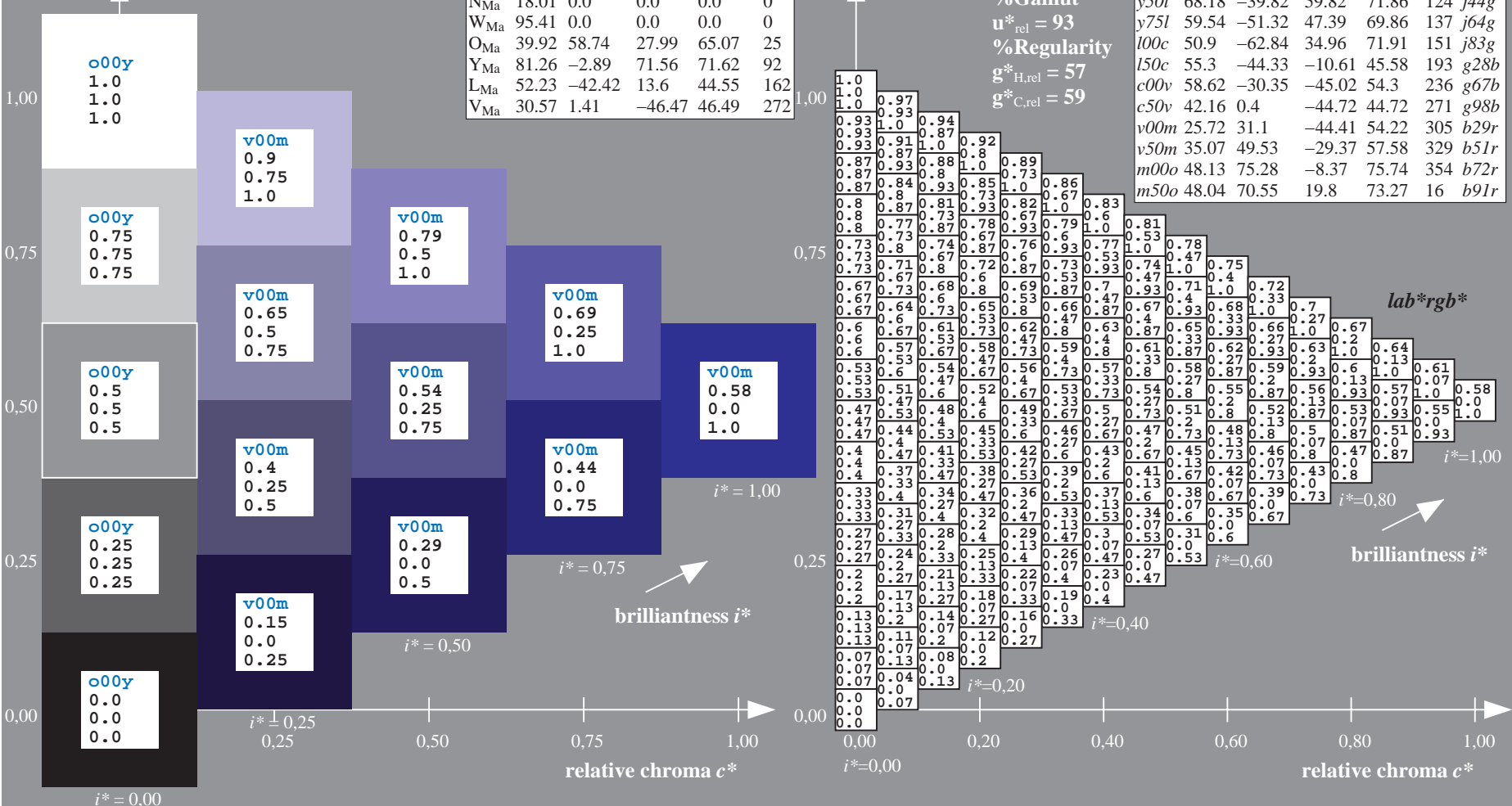
%Regularity

$g^*_{H,rel} = 57$

$g^*_{C,rel} = 59$

ORS18\_95aM; adapted (a) CIELAB data

	$u^*_d$	$L^*=L^*_a$	$a^*_a$	$b^*_a$	$C^*_{ab,a}$	$h^*_{ab,a}$	$u^*_e$
o00y	47.94	65.39	50.52	82.63	38	38	r18j
o25y	58.38	46.78	60.66	76.6	52	52	r40j
o50y	67.98	29.66	69.99	76.02	67	67	r62j
o75y	78.09	11.63	79.82	80.66	82	82	r83j
y00l	90.37	-10.27	91.75	92.32	96	96	j06g
y25l	77.89	-26.88	73.8	78.54	110	110	j25g
y50l	68.18	-39.82	59.82	71.86	124	124	j44g
y75l	59.54	-51.32	47.39	69.86	137	137	j64g
l00c	50.9	-62.84	34.96	71.91	151	151	j83g
l50c	55.3	-44.33	-10.61	45.58	193	193	g28b
c00v	58.62	-30.35	-45.02	54.3	236	236	g67b
c50v	42.16	0.4	-44.72	44.72	271	271	g98b
v00m	25.72	31.1	-44.41	54.22	305	305	b29r
v50m	35.07	49.53	-29.37	57.58	329	329	b51r
m00o	48.13	75.28	-8.37	75.74	354	354	b72r
m50o	48.04	70.55	19.8	73.27	16	16	b91r

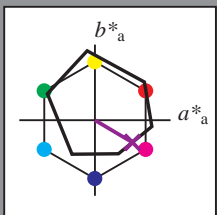


See for similar files: <http://www.ps.bam.de/Ee64/>; [www.ps.bam.de/Ee.HTM](http://www.ps.bam.de/Ee.HTM)  
 Technical information: <http://www.ps.bam.de> Version 2.1, io=1,1, ColSpx=1

BAM registration: 20081001-Ee64/10L/L64E00NP.PS/.PDF BAM material: code=rhadata  
 application for evaluation and measurement of printer or monitor systems

Input and output: Colorimetric Printer Reflective System ORS18\_95aM for relative CIELAB hue  $h^* = lab^*h^* = h_{ab}^*/360 = 0.915$   
 data for any colour:  
 $lab^*tch^*$  and  $lab^*icu^*$

Hue texts:  
 $u^*_d = v50m$   $u^*_e = b51r$   
 contrast reduction factor:  
 $c_R = 1.0$   
 triangle lightness  $t^*$



ORS18_95aM; adapted (a) CIELAB data						
$u^*_d$	$L^*=L^*_a$	$a^*_a$	$b^*_a$	$C^*_{ab,a}$	$h^*_{ab,a}$	
O <sub>Ma</sub>	47.94	65.39	50.52	82.63	38	
Y <sub>Ma</sub>	90.37	-10.27	91.75	92.32	96	
L <sub>Ma</sub>	50.9	-62.84	34.96	71.91	151	
C <sub>Ma</sub>	58.62	-30.35	-45.02	54.3	236	
V <sub>Ma</sub>	25.72	31.1	-44.41	54.22	305	
M <sub>Ma</sub>	48.13	75.28	-8.37	75.74	354	
N <sub>Ma</sub>	18.01	0.0	0.0	0.0	0	
W <sub>Ma</sub>	95.41	0.0	0.0	0.0	0	
O <sub>Ma</sub>	39.92	58.74	27.99	65.07	25	
Y <sub>Ma</sub>	81.26	-2.89	71.56	71.62	92	
L <sub>Ma</sub>	52.23	-42.42	13.6	44.55	162	
V <sub>Ma</sub>	30.57	1.41	-46.47	46.49	272	

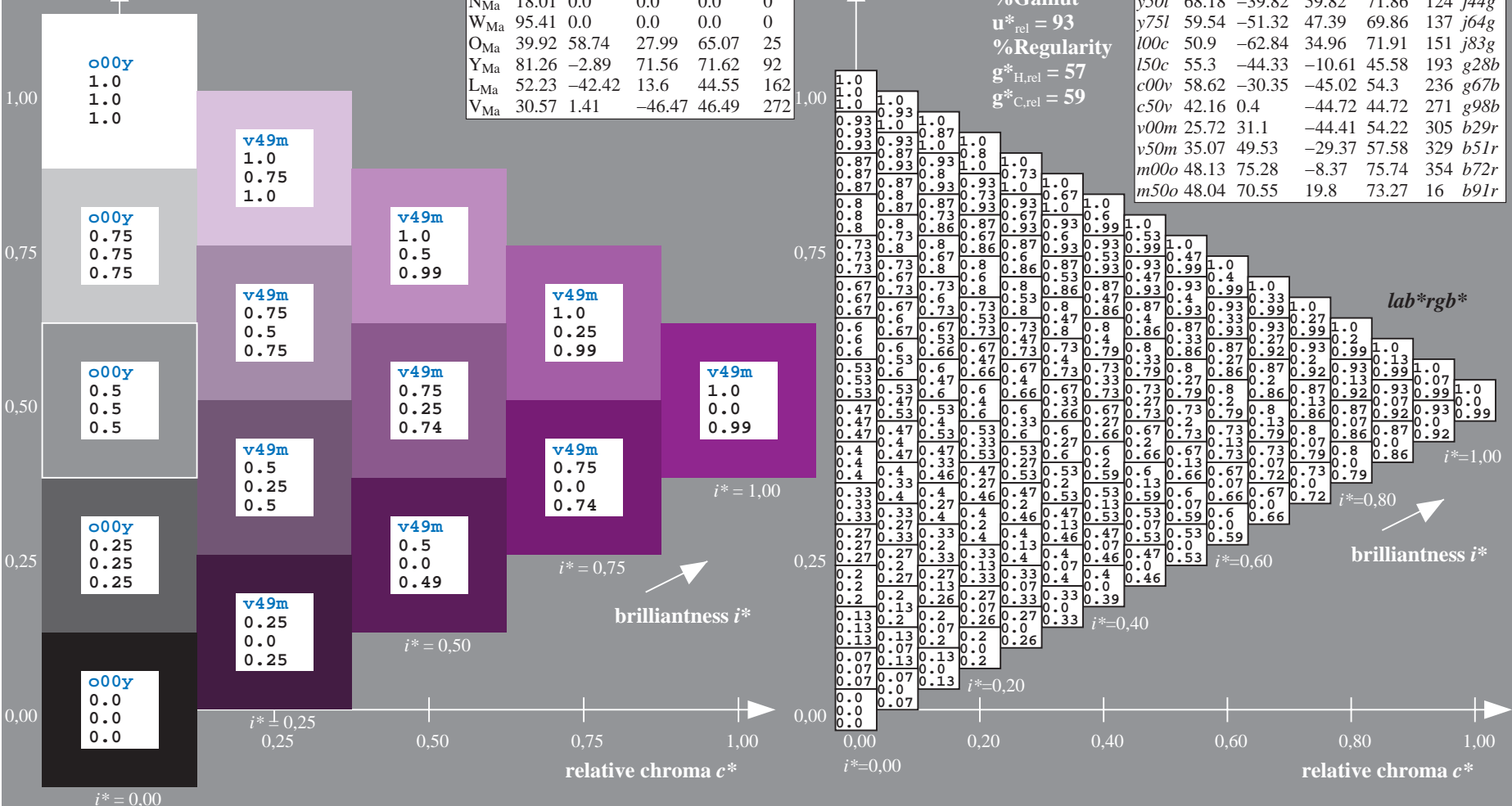
Data for maximum colour (Ma):

$LAB^*LAB^*_{Ma}$ : 35 50 -29  
 $LAB^*LCH^*_{Ma}$ : 35 58 329  
 $lab^*olv^*_{Ma}$ : 0.5 0.0 1.0  
 $lab^*rgb^*_{Ma}$ : 1.0 0.0 0.99

triangle lightness  $t^*$

%Gamut  
 $u^*_{rel} = 93$   
 %Regularity  
 $g^*_{H,rel} = 57$   
 $g^*_{C,rel} = 59$

ORS18_95aM; adapted (a) CIELAB data							$u^*_d = v50m$	$lab^*rgb^*$
$u^*_d$	$L^*=L^*_a$	$a^*_a$	$b^*_a$	$C^*_{ab,a}$	$h^*_{ab,a}$	$u^*_e$		
o00y	47.94	65.39	50.52	82.63	38	r18j		
o25y	58.38	46.78	60.66	76.6	52	r40j		
o50y	67.98	29.66	69.99	76.02	67	r62j		
o75y	78.09	11.63	79.82	80.66	82	r83j		
y00l	90.37	-10.27	91.75	92.32	96	j06g		
y25l	77.89	-26.88	73.8	78.54	110	j25g		
y50l	68.18	-39.82	59.82	71.86	124	j44g		
y75l	59.54	-51.32	47.39	69.86	137	j64g		
l00c	50.9	-62.84	34.96	71.91	151	j83g		
l50c	55.3	-44.33	-10.61	45.58	193	g28b		
c00v	58.62	-30.35	-45.02	54.3	236	g67b		
c50v	42.16	0.4	-44.72	44.72	271	g98b		
v00m	25.72	31.1	-44.41	54.22	305	b29r		
v50m	35.07	49.53	-29.37	57.58	329	b51r		
m00o	48.13	75.28	-8.37	75.74	354	b72r		
m50o	48.04	70.55	19.8	73.27	16	b91r		

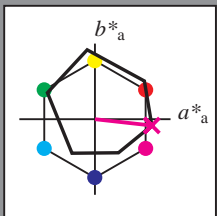


See for similar files: <http://www.ps.bam.de/Ee64/>; [www.ps.bam.de/Ee64/](http://www.ps.bam.de/Ee64/); [www.ps.bam.de/Ee64/](http://www.ps.bam.de/Ee64/)  
 Technical information: <http://www.ps.bam.de> Version 2.1, io=1,1, ColSpx=1

BAM registration: 20081001-Ee64/10L/L64E00NP.PS/.PDF BAM material: code=rh4ta  
 application for evaluation and measurement of printer or monitor systems

Input and output: Colorimetric Printer Reflective System ORS18\_95aM for relative CIELAB hue  $h^* = lab^*h^* = h_{ab}^*/360 = 0.982$   
 data for any colour:

$lab^*tch^*$  and  $lab^*icu^*$   
 Hue texts:  
 $u^*_d = m00o$   $u^*_e = b72r$   
 contrast reduction factor:  
 $c_R = 1.0$   
 triangle lightness  $t^*$



ORS18\_95aM; adapted (a) CIELAB data

$u^*_d$	$L^*=L^*_a$	$a^*_a$	$b^*_a$	$C^*_{ab,a}$	$h^*_{ab,a}$
O <sub>Ma</sub>	47.94	65.39	50.52	82.63	38
Y <sub>Ma</sub>	90.37	-10.27	91.75	92.32	96
L <sub>Ma</sub>	50.9	-62.84	34.96	71.91	151
C <sub>Ma</sub>	58.62	-30.35	-45.02	54.3	236
V <sub>Ma</sub>	25.72	31.1	-44.41	54.22	305
M <sub>Ma</sub>	48.13	75.28	-8.37	75.74	354
N <sub>Ma</sub>	18.01	0.0	0.0	0.0	0
W <sub>Ma</sub>	95.41	0.0	0.0	0.0	0
O <sub>Ma</sub>	39.92	58.74	27.99	65.07	25
Y <sub>Ma</sub>	81.26	-2.89	71.56	71.62	92
L <sub>Ma</sub>	52.23	-42.42	13.6	44.55	162
V <sub>Ma</sub>	30.57	1.41	-46.47	46.49	272

Data for maximum colour (Ma):

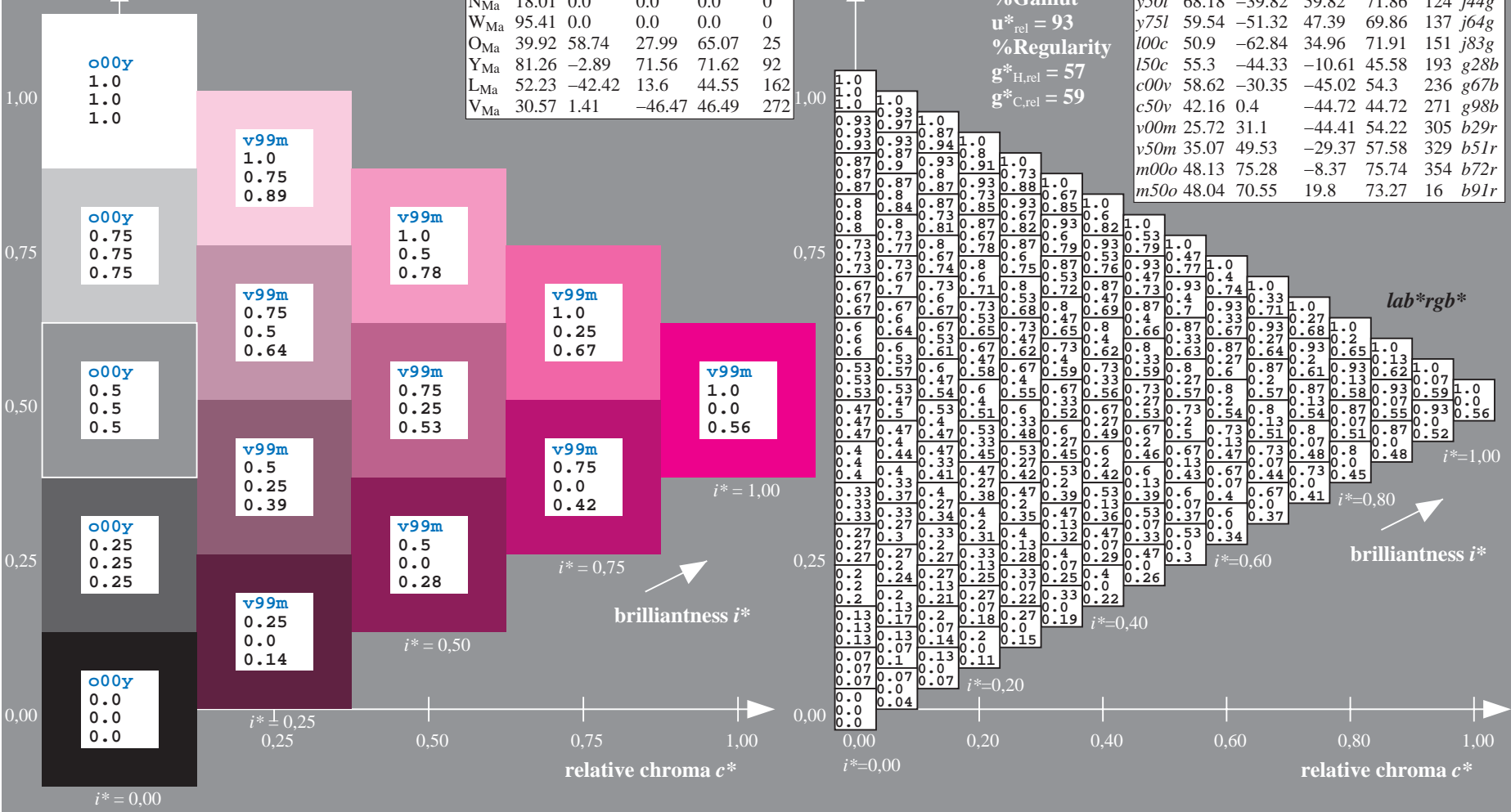
$LAB^*LAB^*_{Ma}$ : 48 75 -8  
 $LAB^*LCH^*_{Ma}$ : 48 76 353  
 $lab^*olv^*_{Ma}$ : 1.0 0.0 1.0  
 $lab^*rgb^*_{Ma}$ : 1.0 0.0 0.56

triangle lightness  $t^*$

%Gamut  
 $u^*_{rel} = 93$   
 %Regularity  
 $g^*_{H,rel} = 57$   
 $g^*_{C,rel} = 59$

ORS18\_95aM; adapted (a) CIELAB data

$u^*_d$	$L^*=L^*_a$	$a^*_a$	$b^*_a$	$C^*_{ab,a}$	$h^*_{ab,a}$	$u^*_e$
o00y	47.94	65.39	50.52	82.63	38	r18j
o25y	58.38	46.78	60.66	76.6	52	r40j
o50y	67.98	29.66	69.99	76.02	67	r62j
o75y	78.09	11.63	79.82	80.66	82	r83j
y00l	90.37	-10.27	91.75	92.32	96	j06g
y25l	77.89	-26.88	73.8	78.54	110	j25g
y50l	68.18	-39.82	59.82	71.86	124	j44g
y75l	59.54	-51.32	47.39	69.86	137	j64g
l00c	50.9	-62.84	34.96	71.91	151	j83g
l50c	55.3	-44.33	-10.61	45.58	193	g28b
c00v	58.62	-30.35	-45.02	54.3	236	g67b
c50v	42.16	0.4	-44.72	44.72	271	g98b
v00m	25.72	31.1	-44.41	54.22	305	b29r
v50m	35.07	49.53	-29.37	57.58	329	b51r
m00o	48.13	75.28	-8.37	75.74	354	b72r
m50o	48.04	70.55	19.8	73.27	16	b91r

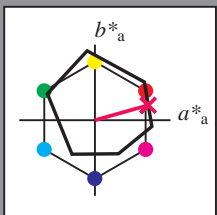


See for similar files: <http://www.ps.bam.de/Ee64/>; [www.ps.bam.de/Ee.HTM](http://www.ps.bam.de/Ee.HTM)  
 Technical information: <http://www.ps.bam.de> Version 2.1, io=1,1, ColSPx=1

BAM registration: 20081001-Ee64/10L/L64E00NP.PS/.PDF BAM material: code=rh4ta  
 application for evaluation and measurement of printer or monitor systems

Input and output: Colorimetric Printer Reflective System ORS18\_95aM for relative CIELAB hue  $h^* = lab^*h^* = h_{ab}^*/360 = 0.044$   
 data for any colour:  
 $lab^*tch^*$  and  $lab^*icu^*$

Hue texts:  
 $u^*_d = m50o$   $u^*_e = b91r$   
 contrast reduction factor:  
 $c_R = 1.0$   
 triangle lightness  $t^*$



ORS18\_95aM; adapted (a) CIELAB data

$u^*_d$	$L^*=L^*_a$	$a^*_a$	$b^*_a$	$C^*_{ab,a}$	$h^*_{ab,a}$
O <sub>Ma</sub>	47.94	65.39	50.52	82.63	38
Y <sub>Ma</sub>	90.37	-10.27	91.75	92.32	96
L <sub>Ma</sub>	50.9	-62.84	34.96	71.91	151
C <sub>Ma</sub>	58.62	-30.35	-45.02	54.3	236
V <sub>Ma</sub>	25.72	31.1	-44.41	54.22	305
M <sub>Ma</sub>	48.13	75.28	-8.37	75.74	354
N <sub>Ma</sub>	18.01	0.0	0.0	0.0	0
W <sub>Ma</sub>	95.41	0.0	0.0	0.0	0
O <sub>Ma</sub>	39.92	58.74	27.99	65.07	25
Y <sub>Ma</sub>	81.26	-2.89	71.56	71.62	92
L <sub>Ma</sub>	52.23	-42.42	13.6	44.55	162
V <sub>Ma</sub>	30.57	1.41	-46.47	46.49	272

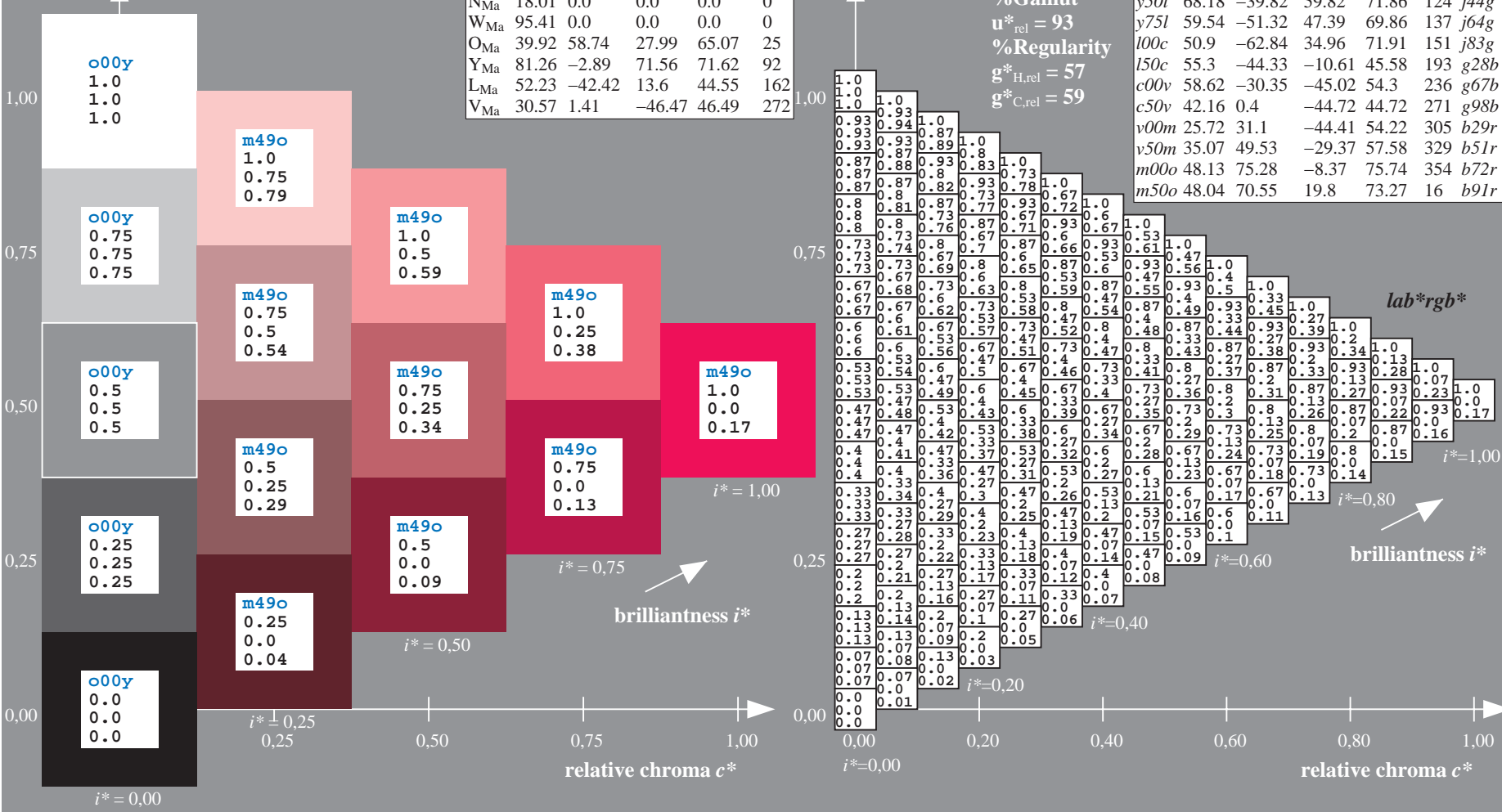
Data for maximum colour (Ma):

$LAB^*LAB^*_{Ma}$ : 48 71 20  
 $LAB^*LCH^*_{Ma}$ : 48 73 15  
 $lab^*olv^*_{Ma}$ : 1.0 0.0 0.5  
 $lab^*rgb^*_{Ma}$ : 1.0 0.0 0.17  
 triangle lightness  $t^*$

%Gamut  
 $u^*_{rel} = 93$   
 %Regularity  
 $g^*_{H,rel} = 57$   
 $g^*_{C,rel} = 59$

ORS18\_95aM; adapted (a) CIELAB data

$u^*_d$	$L^*=L^*_a$	$a^*_a$	$b^*_a$	$C^*_{ab,a}$	$h^*_{ab,a}$	$u^*_e$
o00y	47.94	65.39	50.52	82.63	38	r18j
o25y	58.38	46.78	60.66	76.6	52	r40j
o50y	67.98	29.66	69.99	76.02	67	r62j
o75y	78.09	11.63	79.82	80.66	82	r83j
y00l	90.37	-10.27	91.75	92.32	96	j06g
y25l	77.89	-26.88	73.8	78.54	110	j25g
y50l	68.18	-39.82	59.82	71.86	124	j44g
y75l	59.54	-51.32	47.39	69.86	137	j64g
l00c	50.9	-62.84	34.96	71.91	151	j83g
l50c	55.3	-44.33	-10.61	45.58	193	g28b
c00v	58.62	-30.35	-45.02	54.3	236	g67b
c50v	42.16	0.4	-44.72	44.72	271	g98b
v00m	25.72	31.1	-44.41	54.22	305	b29r
v50m	35.07	49.53	-29.37	57.58	329	b51r
m00o	48.13	75.28	-8.37	75.74	354	b72r
m50o	48.04	70.55	19.8	73.27	16	b91r



See for similar files: <http://www.ps.bam.de/Ee64/>; [www.ps.bam.de/Ee64/](http://www.ps.bam.de/Ee64/); [www.ps.bam.de/Ee64/](http://www.ps.bam.de/Ee64/)  
 Technical information: <http://www.ps.bam.de> Version 2.1, io=1,1, ColSpx=1

BAM registration: 20081001-Ee64/10L/L64E00NP.PS/.PDF BAM material: code=rh4ta  
 application for evaluation and measurement of printer or monitor systems

N: No Output Linearization (OL) data in File (F), Startup (S) or Device (D)

Table with 27 rows (01-27) and 26 columns (A-lab\*rgb\*). Contains color calibration data for BAM-test chart Ee64, showing values for various color channels (A-Z, a-lab\*rgb\*) for 16 different color patches (01-27).

BAM registration: 20081001-Ee64/10L/L64E00NP.PS/.PDF BAM material: code=rh4ta application for evaluation and measurement of printer or monitor systems

See for similar files: http://www.ps.bam.de/Ee64; www.ps.bam.de/Ee.HTM Technical information: http://www.ps.bam.de Version 2.1, io=1,1, ColSPX=1

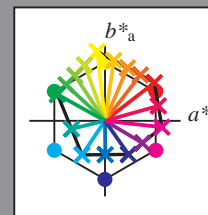


Input and output:  
 Colorimetric Printer Reflective System ORS18\_95aM  
 data for any colour:

$u^*_d$  and number  $no. = 00 \dots 15$   
 device hue text:  
 $u^*_d = 16$  hues  $o00y, o25y, \dots, m50o$   
 contrast reduction factor:  
 $c_R = 1.0$

ORS18\_95aM; adapted (a) CIELAB data

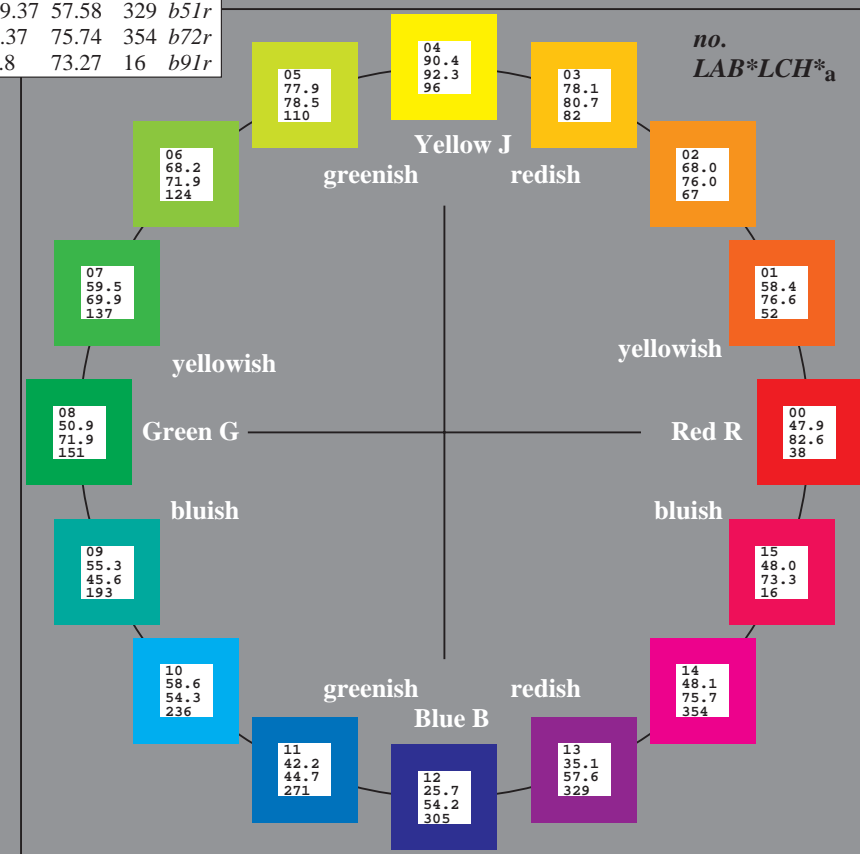
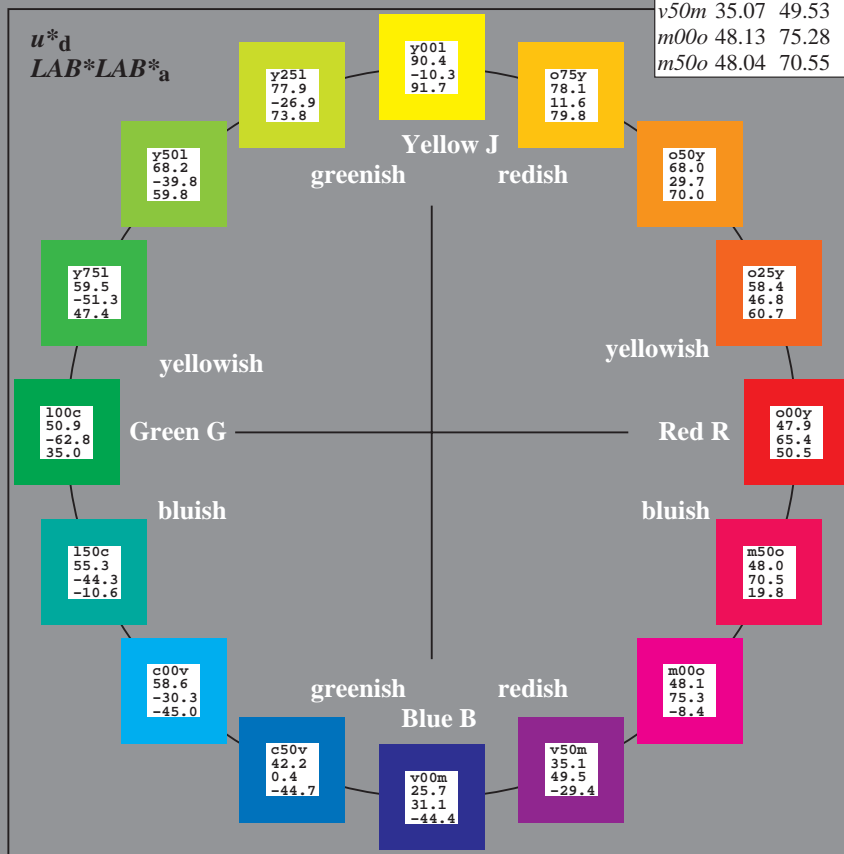
$u^*_d$	$L^*=L^*_a$	$a^*_a$	$b^*_a$	$C^*_{ab,a}$	$h^*_{ab,a}$	$u^*_e$
<i>o00y</i>	47.94	65.39	50.52	82.63	38	<i>r18j</i>
<i>o25y</i>	58.38	46.78	60.66	76.6	52	<i>r40j</i>
<i>o50y</i>	67.98	29.66	69.99	76.02	67	<i>r62j</i>
<i>o75y</i>	78.09	11.63	79.82	80.66	82	<i>r83j</i>
<i>y00l</i>	90.37	-10.27	91.75	92.32	96	<i>j25g</i>
<i>y25l</i>	77.89	-26.88	73.8	78.54	110	<i>j25g</i>
<i>y50l</i>	68.18	-39.82	59.82	71.86	124	<i>j44g</i>
<i>y75l</i>	59.54	-51.32	47.39	69.86	137	<i>j64g</i>
<i>l00c</i>	50.9	-44.83	-34.96	71.91	151	<i>j83g</i>
<i>c00v</i>	55.3	-62.44	10.61	45.58	193	<i>g28b</i>
<i>c50v</i>	58.62	-30.35	-45.02	54.3	236	<i>g67b</i>
<i>v00m</i>	42.16	0.4	-44.72	44.72	271	<i>g98b</i>
<i>v50m</i>	25.72	31.1	-44.41	54.22	305	<i>b29r</i>
<i>m00o</i>	35.07	49.53	-29.37	57.58	329	<i>b51r</i>
<i>m50o</i>	48.13	75.28	-8.37	75.74	354	<i>b72r</i>
<i>m50o</i>	48.04	70.55	19.8	73.27	16	<i>b91r</i>



%Gamut  
 $u^*_{rel} = 93$   
 %Regularity  
 $g^*_{H,rel} = 57$   
 $g^*_{C,rel} = 59$

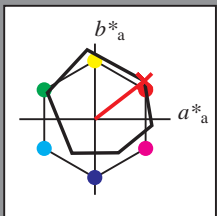
ORS18\_95aM; adapted (a) CIELAB data

Name	$L^*=L^*_a$	$a^*_a$	$b^*_a$	$C^*_{ab,a}$	$h^*_{ab,a}$
O <sub>Ma</sub>	47.94	65.39	50.52	82.63	38
Y <sub>Ma</sub>	90.37	-10.27	91.75	92.32	96
L <sub>Ma</sub>	50.9	-62.84	34.96	71.91	151
C <sub>Ma</sub>	58.62	-30.35	-45.02	54.3	236
V <sub>Ma</sub>	25.72	31.1	-44.41	54.22	305
M <sub>Ma</sub>	48.13	75.28	-8.37	75.74	354
N <sub>Ma</sub>	18.01	0.0	0.0	0.0	0
W <sub>Ma</sub>	95.41	0.0	0.0	0.0	0
O <sub>CIE</sub>	39.92	58.74	27.99	65.07	25
Y <sub>CIE</sub>	81.26	-2.89	71.56	71.62	92
L <sub>CIE</sub>	52.23	-42.42	13.6	44.55	162
V <sub>CIE</sub>	30.57	1.41	-46.47	46.49	272



Input and output: Colorimetric Printer Reflective System ORS18\_95aM for relative CIELAB hue  $h^* = lab^*h^* = h_{ab}/360 = 0.105$   
 data for any colour:

$lab^*tch^*$  and  $lab^*icu^*$   
 Hue texts:  
 $u^*_d = o00y$   $u^*_e = r18j$   
 contrast reduction factor:  
 $c_R = 1.0$   
 triangle lightness  $t^*$



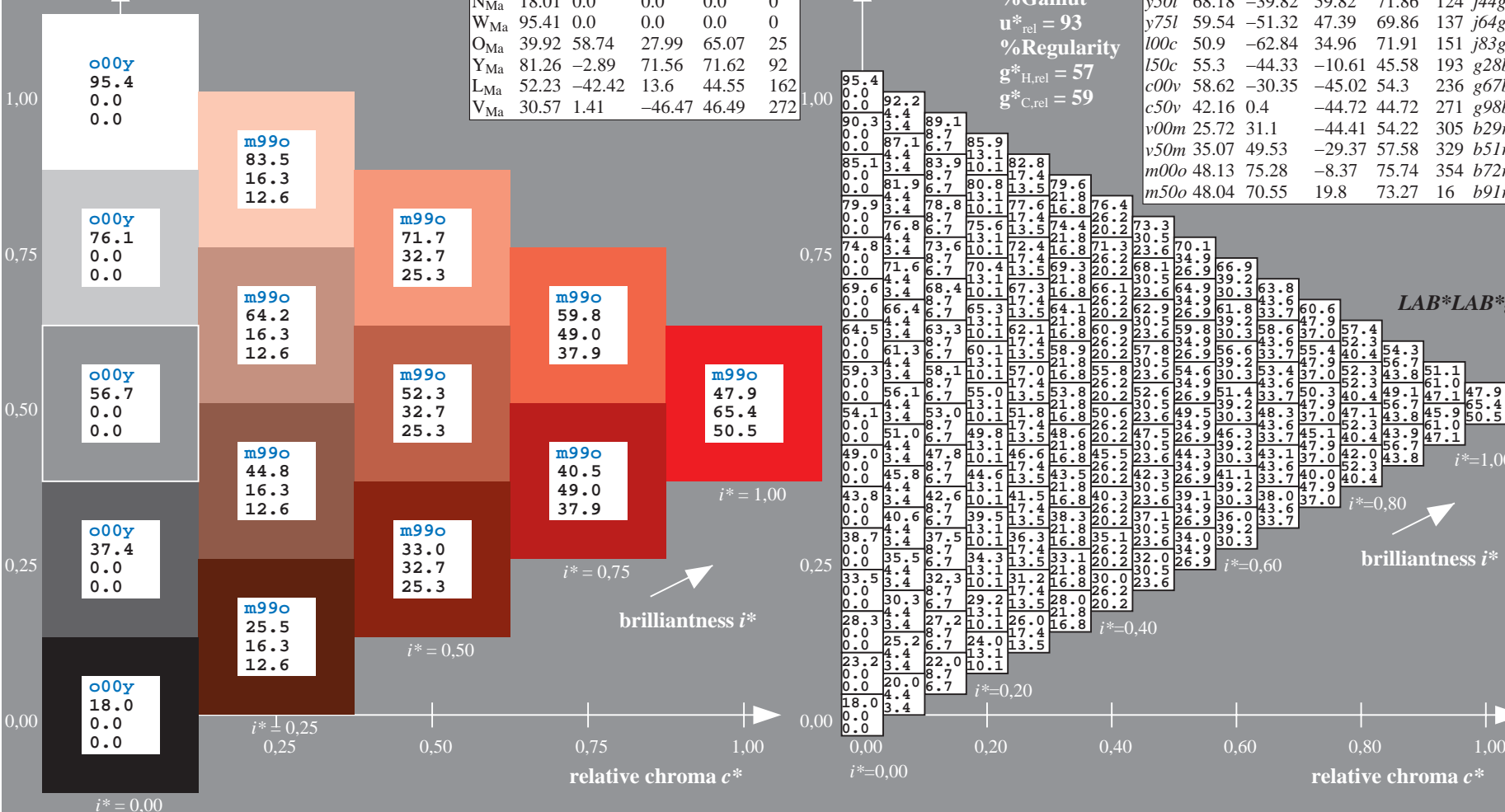
ORS18_95aM; adapted (a) CIELAB data						
$u^*_d$	$L^*=L^*_a$	$a^*_a$	$b^*_a$	$C^*_{ab,a}$	$h^*_{ab,a}$	
O <sub>Ma</sub>	47.94	65.39	50.52	82.63	38	
Y <sub>Ma</sub>	90.37	-10.27	91.75	92.32	96	
L <sub>Ma</sub>	50.9	-62.84	34.96	71.91	151	
C <sub>Ma</sub>	58.62	-30.35	-45.02	54.3	236	
V <sub>Ma</sub>	25.72	31.1	-44.41	54.22	305	
M <sub>Ma</sub>	48.13	75.28	-8.37	75.74	354	
N <sub>Ma</sub>	18.01	0.0	0.0	0.0	0	
W <sub>Ma</sub>	95.41	0.0	0.0	0.0	0	
O <sub>Ma</sub>	39.92	58.74	27.99	65.07	25	
Y <sub>Ma</sub>	81.26	-2.89	71.56	71.62	92	
L <sub>Ma</sub>	52.23	-42.42	13.6	44.55	162	
V <sub>Ma</sub>	30.57	1.41	-46.47	46.49	272	

Data for maximum colour (Ma):

$LAB^*LAB^*_Ma$ : 48 65 51  
 $LAB^*LCH^*_Ma$ : 48 83 37  
 $lab^*olv^*_Ma$ : 1.0 0.0 0.0  
 $lab^*rgb^*_Ma$ : 1.0 0.18 0.0

triangle lightness  $t^*$   
 %Gamut  
 $u^*_{rel} = 93$   
 %Regularity  
 $g^*_{H,rel} = 57$   
 $g^*_{C,rel} = 59$

ORS18_95aM; adapted (a) CIELAB data						
$u^*_d$	$L^*=L^*_a$	$a^*_a$	$b^*_a$	$C^*_{ab,a}$	$h^*_{ab,a}$	$u^*_e$
<i>o00y</i>	47.94	65.39	50.52	82.63	38	<i>r18j</i>
<i>o25y</i>	58.38	46.78	60.66	76.6	52	<i>r40j</i>
<i>o50y</i>	67.98	29.66	69.99	76.02	67	<i>r62j</i>
<i>o75y</i>	78.09	11.63	79.82	80.66	82	<i>r83j</i>
<i>y00l</i>	90.37	-10.27	91.75	92.32	96	<i>j06g</i>
<i>y25l</i>	77.89	-26.88	73.8	78.54	110	<i>j25g</i>
<i>y50l</i>	68.18	-39.82	59.82	71.86	124	<i>j44g</i>
<i>y75l</i>	59.54	-51.32	47.39	69.86	137	<i>j64g</i>
<i>l00c</i>	50.9	-62.84	34.96	71.91	151	<i>j83g</i>
<i>l50c</i>	55.3	-44.33	-10.61	45.58	193	<i>g28b</i>
<i>c00v</i>	58.62	-30.35	-45.02	54.3	236	<i>g67b</i>
<i>c50v</i>	42.16	0.4	-44.72	44.72	271	<i>g98b</i>
<i>v00m</i>	25.72	31.1	-44.41	54.22	305	<i>b29r</i>
<i>v50m</i>	35.07	49.53	-29.37	57.58	329	<i>b51r</i>
<i>m00o</i>	48.13	75.28	-8.37	75.74	354	<i>b72r</i>
<i>m50o</i>	48.04	70.55	19.8	73.27	16	<i>b91r</i>

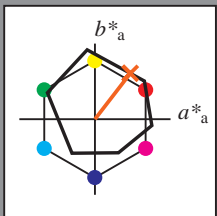


See for similar files: <http://www.ps.bam.de/Ee64/>; [www.ps.bam.de/Ee64/](http://www.ps.bam.de/Ee64/); [www.ps.bam.de/Ee64/](http://www.ps.bam.de/Ee64/)  
 Technical information: <http://www.ps.bam.de> Version 2.1, io=1,1, ColSPX=1

BAM registration: 20081001-Ee64/10L/L64E00NP.PS/.PDF BAM material: code=rhadata  
 application for evaluation and measurement of printer or monitor systems

Input and output: Colorimetric Printer Reflective System ORS18\_95aM for relative CIELAB hue  $h^* = lab^*h^* = h_{ab}^*/360 = 0.145$   
 data for any colour:

$lab^*tch^*$  and  $lab^*icu^*$   
 Hue texts:  
 $u^*_d = o25y$   $u^*_e = r40j$   
 contrast reduction factor:  
 $c_R = 1.0$   
 triangle lightness  $t^*$



ORS18_95aM; adapted (a) CIELAB data					
$u^*_d$	$L^*=L^*_a$	$a^*_a$	$b^*_a$	$C^*_{ab,a}$	$h^*_{ab,a}$
O <sub>Ma</sub>	47.94	65.39	50.52	82.63	38
Y <sub>Ma</sub>	90.37	-10.27	91.75	92.32	96
L <sub>Ma</sub>	50.9	-62.84	34.96	71.91	151
C <sub>Ma</sub>	58.62	-30.35	-45.02	54.3	236
V <sub>Ma</sub>	25.72	31.1	-44.41	54.22	305
M <sub>Ma</sub>	48.13	75.28	-8.37	75.74	354
N <sub>Ma</sub>	18.01	0.0	0.0	0.0	0
W <sub>Ma</sub>	95.41	0.0	0.0	0.0	0
O <sub>Ma</sub>	39.92	58.74	27.99	65.07	25
Y <sub>Ma</sub>	81.26	-2.89	71.56	71.62	92
L <sub>Ma</sub>	52.23	-42.42	13.6	44.55	162
V <sub>Ma</sub>	30.57	1.41	-46.47	46.49	272

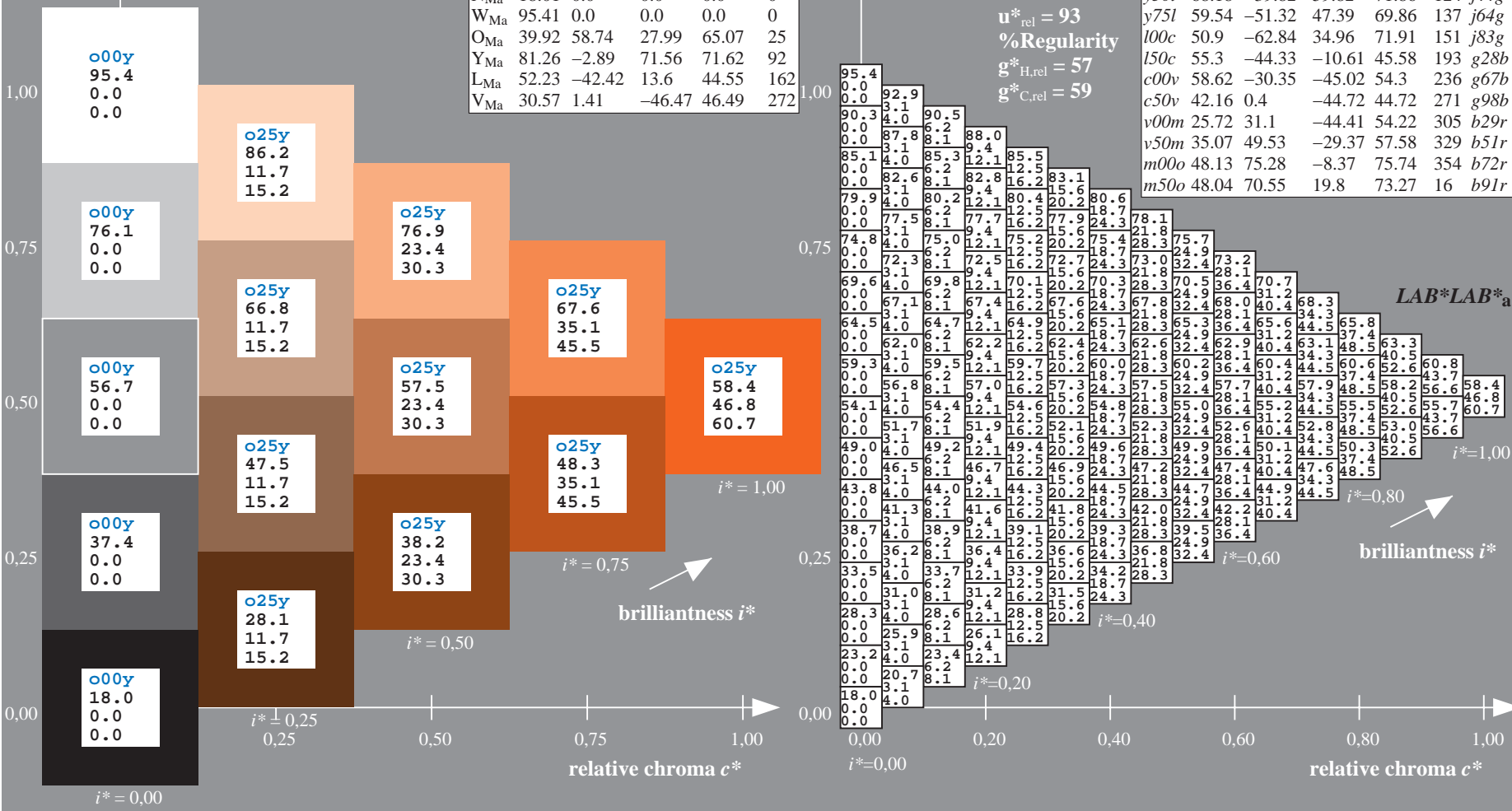
Data for maximum colour (Ma):

$LAB^*LAB^*_Ma$ : 58 47 61  
 $LAB^*LCH^*_Ma$ : 58 77 52  
 $lab^*olv^*_Ma$ : 1.0 0.25 0.0  
 $lab^*rgb^*_Ma$ : 1.0 0.4 0.0

triangle lightness  $t^*$

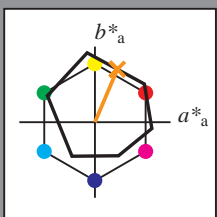
%Gamut  
 $u^*_{rel} = 93$   
 %Regularity  
 $g^*_{H,rel} = 57$   
 $g^*_{C,rel} = 59$

ORS18_95aM; adapted (a) CIELAB data						$u^*_d = o25y$	$LAB^*LAB^*_a$
$u^*_d$	$L^*=L^*_a$	$a^*_a$	$b^*_a$	$C^*_{ab,a}$	$h^*_{ab,a}$	$u^*_e$	
o00y	47.94	65.39	50.52	82.63	38	r18j	
o25y	58.38	46.78	60.66	76.6	52	r40j	
o50y	67.98	29.66	69.99	76.02	67	r62j	
o75y	78.09	11.63	79.82	80.66	82	r83j	
y00l	90.37	-10.27	91.75	92.32	96	j06g	
y25l	77.89	-26.88	73.8	78.54	110	j25g	
y50l	68.18	-39.82	59.82	71.86	124	j44g	
y75l	59.54	-51.32	47.39	69.86	137	j64g	
l00c	50.9	-62.84	34.96	71.91	151	j83g	
l50c	55.3	-44.33	-10.61	45.58	193	g28b	
c00v	58.62	-30.35	-45.02	54.3	236	g67b	
c50v	42.16	0.4	-44.72	44.72	271	g98b	
v00m	25.72	31.1	-44.41	54.22	305	b29r	
v50m	35.07	49.53	-29.37	57.58	329	b51r	
m00o	48.13	75.28	-8.37	75.74	354	b72r	
m50o	48.04	70.55	19.8	73.27	16	b91r	



Input and output: Colorimetric Printer Reflective System ORS18\_95aM for relative CIELAB hue  $h^* = lab^*h^* = h_{ab}^*/360 = 0.186$   
 data for any colour:  
 $lab^*tch^*$  and  $lab^*icu^*$

Hue texts:  
 $u^*_d = o50y$   $u^*_e = r62j$   
 contrast reduction factor:  
 $c_R = 1.0$   
 triangle lightness  $t^*$



ORS18_95aM; adapted (a) CIELAB data						
$u^*_d$	$L^*=L^*_a$	$a^*_a$	$b^*_a$	$C^*_{ab,a}$	$h^*_{ab,a}$	
O <sub>Ma</sub>	47.94	65.39	50.52	82.63	38	
Y <sub>Ma</sub>	90.37	-10.27	91.75	92.32	96	
L <sub>Ma</sub>	50.9	-62.84	34.96	71.91	151	
C <sub>Ma</sub>	58.62	-30.35	-45.02	54.3	236	
V <sub>Ma</sub>	25.72	31.1	-44.41	54.22	305	
M <sub>Ma</sub>	48.13	75.28	-8.37	75.74	354	
N <sub>Ma</sub>	18.01	0.0	0.0	0.0	0	
W <sub>Ma</sub>	95.41	0.0	0.0	0.0	0	
O <sub>Ma</sub>	39.92	58.74	27.99	65.07	25	
Y <sub>Ma</sub>	81.26	-2.89	71.56	71.62	92	
L <sub>Ma</sub>	52.23	-42.42	13.6	44.55	162	
V <sub>Ma</sub>	30.57	1.41	-46.47	46.49	272	

Data for maximum colour (Ma):

$LAB^*LAB^*_Ma$ : 68 30 70

$LAB^*LCH^*_Ma$ : 68 76 67

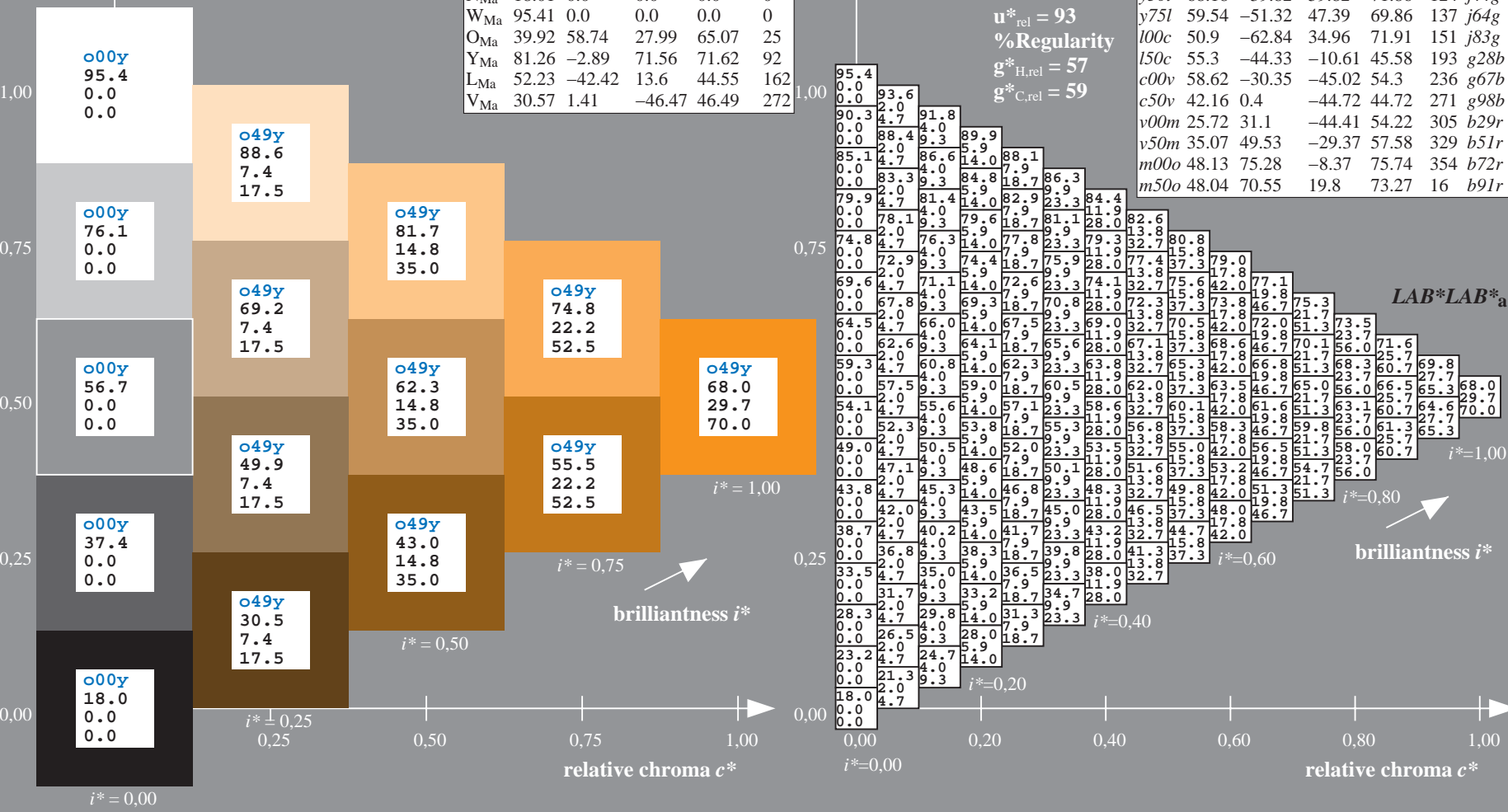
$lab^*olv^*_Ma$ : 1.0 0.5 0.0

$lab^*rgb^*_Ma$ : 1.0 0.62 0.0

triangle lightness  $t^*$

%Gamut  
 $u^*_{rel} = 93$   
 %Regularity  
 $g^*_{H,rel} = 57$   
 $g^*_{C,rel} = 59$

ORS18_95aM; adapted (a) CIELAB data						
$u^*_d$	$L^*=L^*_a$	$a^*_a$	$b^*_a$	$C^*_{ab,a}$	$h^*_{ab,a}$	$u^*_e$
o00y	47.94	65.39	50.52	82.63	38	r18j
o25y	58.38	46.78	60.66	76.6	52	r40j
o50y	67.98	29.66	69.99	76.02	67	r62j
o75y	78.09	11.63	79.82	80.66	82	r83j
y00l	90.37	-10.27	91.75	92.32	96	j06g
y25l	77.89	-26.88	73.8	78.54	110	j25g
y50l	68.18	-39.82	59.82	71.86	124	j44g
y75l	59.54	-51.32	47.39	69.86	137	j64g
l00c	50.9	-62.84	34.96	71.91	151	j83g
l50c	55.3	-44.33	-10.61	45.58	193	g28b
c00v	58.62	-30.35	-45.02	54.3	236	g67b
c50v	42.16	0.4	-44.72	44.72	271	g98b
v00m	25.72	31.1	-44.41	54.22	305	b29r
v50m	35.07	49.53	-29.37	57.58	329	b51r
m00o	48.13	75.28	-8.37	75.74	354	b72r
m50o	48.04	70.55	19.8	73.27	16	b91r

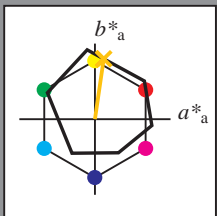


See for similar files: <http://www.ps.bam.de/Ee64/>; [www.ps.bam.de/Ee.HTM](http://www.ps.bam.de/Ee.HTM)  
 Technical information: <http://www.ps.bam.de> Version 2.1, io=1,1, ColSPx=1

BAM registration: 20081001-Ee64/10L/L64E00NP.PS/.PDF BAM material: code=rhadata  
 application for evaluation and measurement of printer or monitor systems

Input and output: Colorimetric Printer Reflective System ORS18\_95aM for relative CIELAB hue  $h^* = lab^*h^* = h_{ab}^*/360 = 0.227$   
 data for any colour:

$lab^*tch^*$  and  $lab^*icu^*$   
 Hue texts:  
 $u^*_d = 0.75y$   $u^*_e = r83j$   
 contrast reduction factor:  
 $c_R = 1.0$   
 triangle lightness  $t^*$



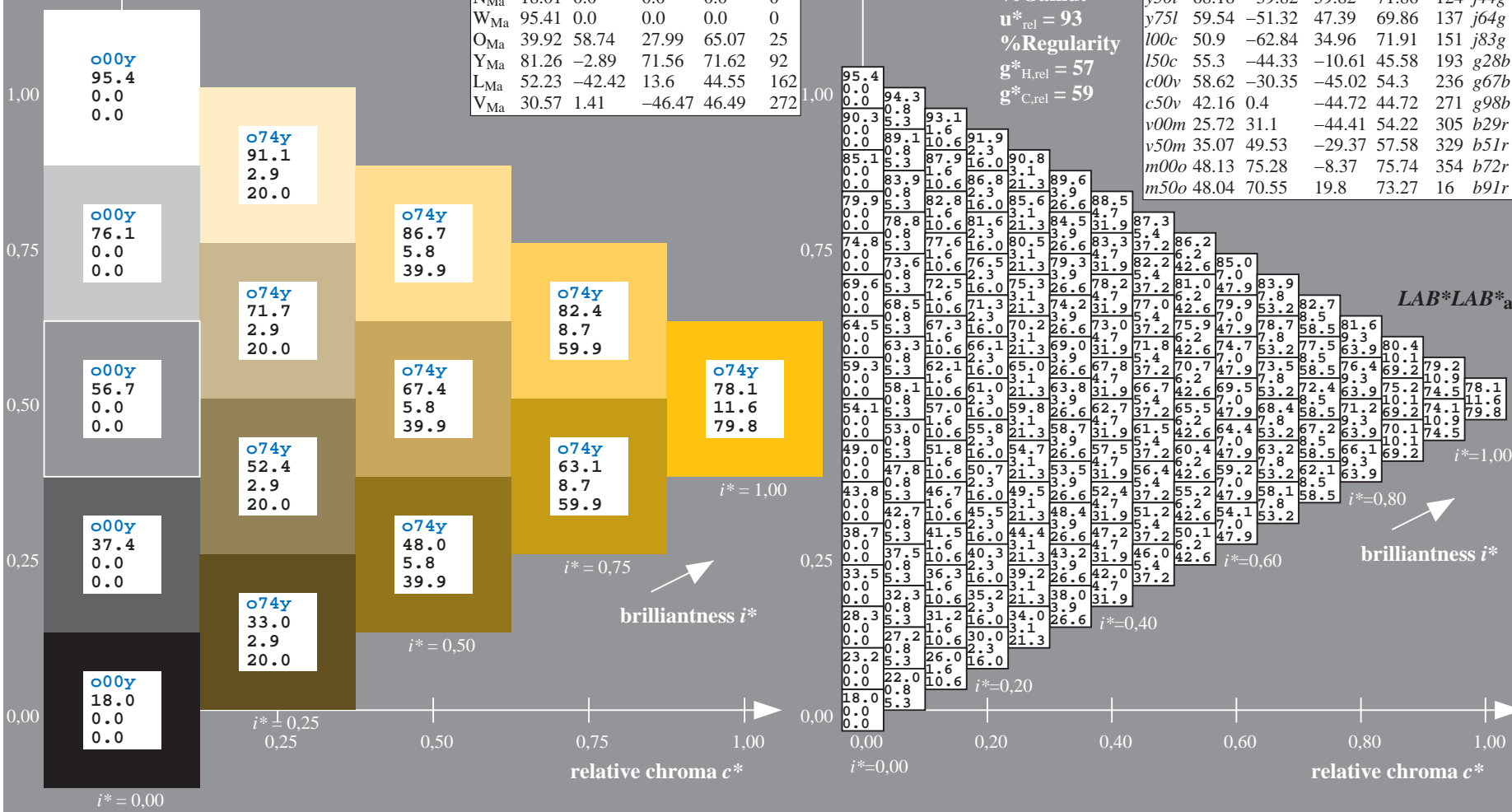
ORS18_95aM; adapted (a) CIELAB data						
	$u^*_d$	$L^*=L^*_a$	$a^*_a$	$b^*_a$	$C^*_{ab,a}$	$h^*_{ab,a}$
O <sub>Ma</sub>	47.94	65.39	50.52	82.63	38	38
Y <sub>Ma</sub>	90.37	-10.27	91.75	92.32	96	96
L <sub>Ma</sub>	50.9	-62.84	34.96	71.91	151	151
C <sub>Ma</sub>	58.62	-30.35	-45.02	54.3	236	236
V <sub>Ma</sub>	25.72	31.1	-44.41	54.22	305	305
M <sub>Ma</sub>	48.13	75.28	-8.37	75.74	354	354
N <sub>Ma</sub>	18.01	0.0	0.0	0.0	0	0
W <sub>Ma</sub>	95.41	0.0	0.0	0.0	0	0
O <sub>Ma</sub>	39.92	58.74	27.99	65.07	25	25
Y <sub>Ma</sub>	81.26	-2.89	71.56	71.62	92	92
L <sub>Ma</sub>	52.23	-42.42	13.6	44.55	162	162
V <sub>Ma</sub>	30.57	1.41	-46.47	46.49	272	272

Data for maximum colour (Ma):

$LAB^*LAB^*_Ma$ : 78 12 80  
 $LAB^*LCH^*_Ma$ : 78 81 81  
 $lab^*olv^*_Ma$ : 1.0 0.75 0.0  
 $lab^*rgb^*_Ma$ : 1.0 0.84 0.0  
 triangle lightness  $t^*$

ORS18_95aM; adapted (a) CIELAB data							
	$u^*_d$	$L^*=L^*_a$	$a^*_a$	$b^*_a$	$C^*_{ab,a}$	$h^*_{ab,a}$	$u^*_e$
o00y	47.94	65.39	50.52	82.63	38	r18j	
o25y	58.38	46.78	60.66	76.6	52	r40j	
o50y	67.98	29.66	69.99	76.02	67	r62j	
o75y	78.09	11.63	79.82	80.66	82	r83j	
y00l	90.37	-10.27	91.75	92.32	96	j06g	
y25l	77.89	-26.88	73.8	78.54	110	j25g	
y50l	68.18	-39.82	59.82	71.86	124	j44g	
y75l	59.54	-51.32	47.39	69.86	137	j64g	
l00c	50.9	-62.84	34.96	71.91	151	j83g	
l50c	55.3	-44.33	-10.61	45.58	193	g28b	
c00v	58.62	-30.35	-45.02	54.3	236	g67b	
c50v	42.16	0.4	-44.72	44.72	271	g98b	
v00m	25.72	31.1	-44.41	54.22	305	b29r	
v50m	35.07	49.53	-29.37	57.58	329	b51r	
m00o	48.13	75.28	-8.37	75.74	354	b72r	
m50o	48.04	70.55	19.8	73.27	16	b91r	

%Gamut  
 $u^*_{rel} = 93$   
 %Regularity  
 $g^*_{H,rel} = 57$   
 $g^*_{C,rel} = 59$

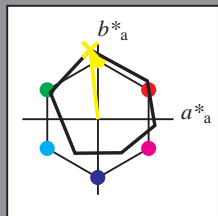


See for similar files: <http://www.ps.bam.de/Ee64/>; [www.ps.bam.de/Ee64/](http://www.ps.bam.de/Ee64/); [www.ps.bam.de/Ee64/](http://www.ps.bam.de/Ee64/)  
 Technical information: <http://www.ps.bam.de> Version 2.1, io=1,1, ColSPX=1

BAM registration: 20081001-Ee64/10L/L64E00NP.PS/.PDF BAM material: code=rhadata  
 application for evaluation and measurement of printer or monitor systems

Input and output: Colorimetric Printer Reflective System ORS18\_95aM for relative CIELAB hue  $h^* = lab^*h^* = h_{ab}/360 = 0.268$   
 data for any colour:

$lab^*tch^*$  and  $lab^*icu^*$   
 Hue texts:  
 $u^*_d = y00l$   $u^*_e = j06g$   
 contrast reduction factor:  
 $c_R = 1.0$   
 triangle lightness  $t^*$



ORS18\_95aM; adapted (a) CIELAB data

	$u^*_d$	$L^*=L^*_a$	$a^*_a$	$b^*_a$	$C^*_{ab,a}$	$h^*_{ab,a}$
O <sub>Ma</sub>	47.94	65.39	50.52	82.63	38	38
Y <sub>Ma</sub>	90.37	-10.27	91.75	92.32	96	96
L <sub>Ma</sub>	50.9	-62.84	34.96	71.91	151	151
C <sub>Ma</sub>	58.62	-30.35	-45.02	54.3	236	236
V <sub>Ma</sub>	25.72	31.1	-44.41	54.22	305	305
M <sub>Ma</sub>	48.13	75.28	-8.37	75.74	354	354
N <sub>Ma</sub>	18.01	0.0	0.0	0.0	0	0
W <sub>Ma</sub>	95.41	0.0	0.0	0.0	0	0
O <sub>Ma</sub>	39.92	58.74	27.99	65.07	25	25
Y <sub>Ma</sub>	81.26	-2.89	71.56	71.62	92	92
L <sub>Ma</sub>	52.23	-42.42	13.6	44.55	162	162
V <sub>Ma</sub>	30.57	1.41	-46.47	46.49	272	272

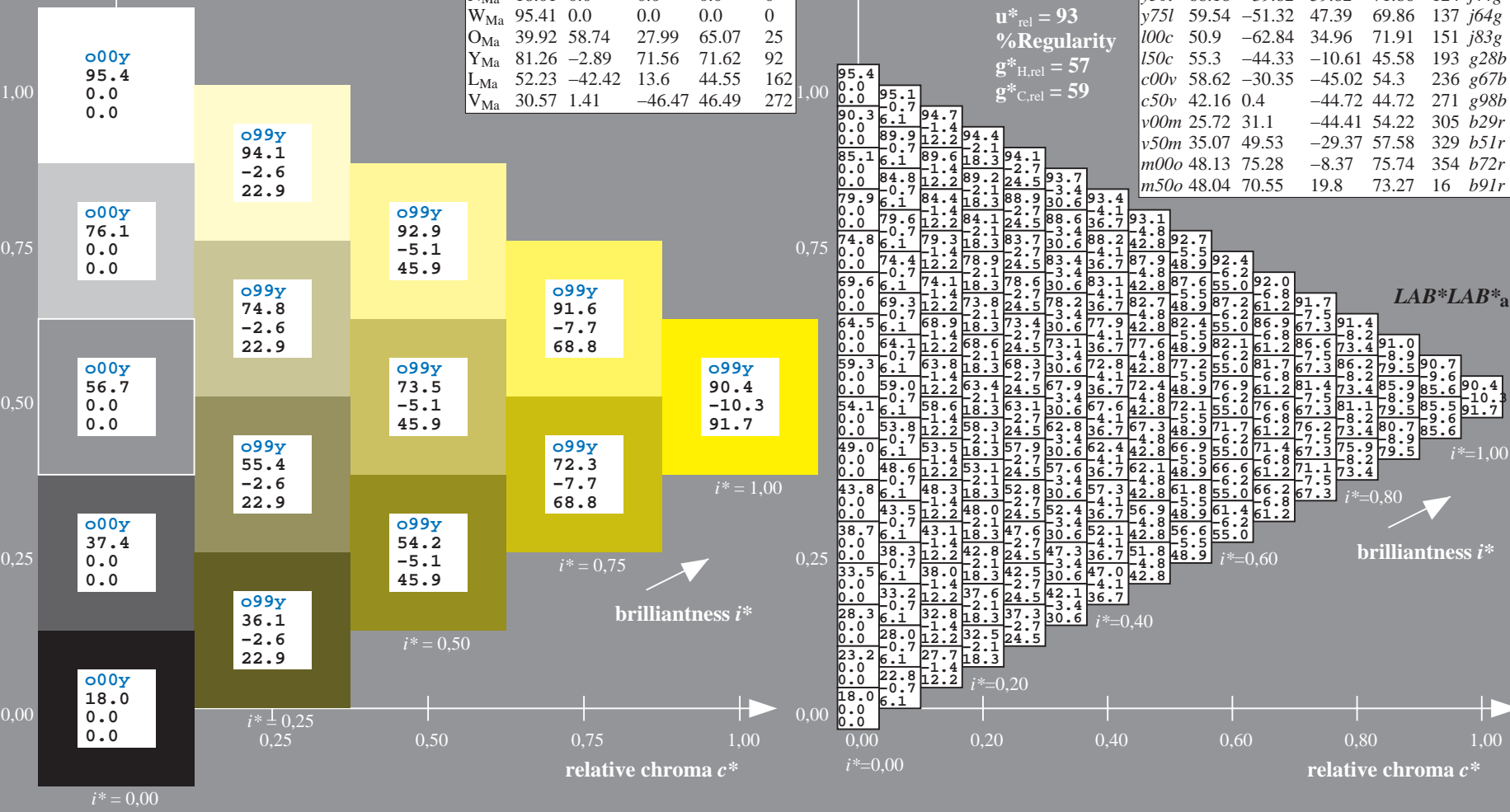
Data for maximum colour (Ma):

$LAB^*LAB^*_Ma$ : 90 -10 92  
 $LAB^*LCH^*_Ma$ : 90 92 96  
 $lab^*olv^*_Ma$ : 1.0 1.0 0.0  
 $lab^*rgb^*_Ma$ : 0.94 1.0 0.0

triangle lightness  $t^*$   
 %Gamut  
 $u^*_{rel} = 93$   
 %Regularity  
 $g^*_{H,rel} = 57$   
 $g^*_{C,rel} = 59$

ORS18\_95aM; adapted (a) CIELAB data

	$u^*_d$	$L^*=L^*_a$	$a^*_a$	$b^*_a$	$C^*_{ab,a}$	$h^*_{ab,a}$	$u^*_e$
o00y	47.94	65.39	50.52	82.63	38	r18j	
o25y	58.38	46.78	60.66	76.6	52	r40j	
o50y	67.98	29.66	69.99	76.02	67	r62j	
o75y	78.09	11.63	79.82	80.66	82	r83j	
y00l	90.37	-10.27	91.75	92.32	96	j06g	
y25l	77.89	-26.88	73.8	78.54	110	j25g	
y50l	68.18	-39.82	59.82	71.86	124	j44g	
y75l	59.54	-51.32	47.39	69.86	137	j64g	
l00c	50.9	-62.84	34.96	71.91	151	j83g	
l50c	55.3	-44.33	-10.61	45.58	193	g28b	
c00v	58.62	-30.35	-45.02	54.3	236	g67b	
c50v	42.16	0.4	-44.72	44.72	271	g98b	
v00m	25.72	31.1	-44.41	54.22	305	b29r	
v50m	35.07	49.53	-29.37	57.58	329	b51r	
m00o	48.13	75.28	-8.37	75.74	354	b72r	
m50o	48.04	70.55	19.8	73.27	16	b91r	

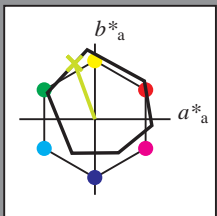


See for similar files: <http://www.ps.bam.de/Ee64/>; [www.ps.bam.de/Ee.HTM](http://www.ps.bam.de/Ee.HTM)  
 Technical information: <http://www.ps.bam.de> Version 2.1, io=1,1, ColSpX=1

BAM registration: 20081001-Ee64/10L/L64E00NP.PS/.PDF BAM material: code=rhadata  
 application for evaluation and measurement of printer or monitor systems

Input and output: Colorimetric Printer Reflective System ORS18\_95aM for relative CIELAB hue  $h^* = lab^*h^* = h_{ab}/360 = 0.306$   
 data for any colour:  
 $lab^*tch^*$  and  $lab^*icu^*$

Hue texts:  
 $u^*_d = y25l$   $u^*_e = j25g$   
 contrast reduction factor:  
 $c_R = 1.0$   
 triangle lightness  $t^*$



ORS18_95aM; adapted (a) CIELAB data						
$u^*_d$	$L^*=L^*_a$	$a^*_a$	$b^*_a$	$C^*_{ab,a}$	$h^*_{ab,a}$	
O <sub>Ma</sub>	47.94	65.39	50.52	82.63	38	
Y <sub>Ma</sub>	90.37	-10.27	91.75	92.32	96	
L <sub>Ma</sub>	50.9	-62.84	34.96	71.91	151	
C <sub>Ma</sub>	58.62	-30.35	-45.02	54.3	236	
V <sub>Ma</sub>	25.72	31.1	-44.41	54.22	305	
M <sub>Ma</sub>	48.13	75.28	-8.37	75.74	354	
N <sub>Ma</sub>	18.01	0.0	0.0	0.0	0	
W <sub>Ma</sub>	95.41	0.0	0.0	0.0	0	
O <sub>Ma</sub>	39.92	58.74	27.99	65.07	25	
Y <sub>Ma</sub>	81.26	-2.89	71.56	71.62	92	
L <sub>Ma</sub>	52.23	-42.42	13.6	44.55	162	
V <sub>Ma</sub>	30.57	1.41	-46.47	46.49	272	

Data for maximum colour (Ma):

$LAB^*LAB^*_{Ma}$ : 78 -27 74

$LAB^*LCH^*_{Ma}$ : 78 79 110

$lab^*olv^*_{Ma}$ : 0.75 1.0 0.0

$lab^*rgb^*_{Ma}$ : 0.75 1.0 0.0

triangle lightness  $t^*$

%Gamut

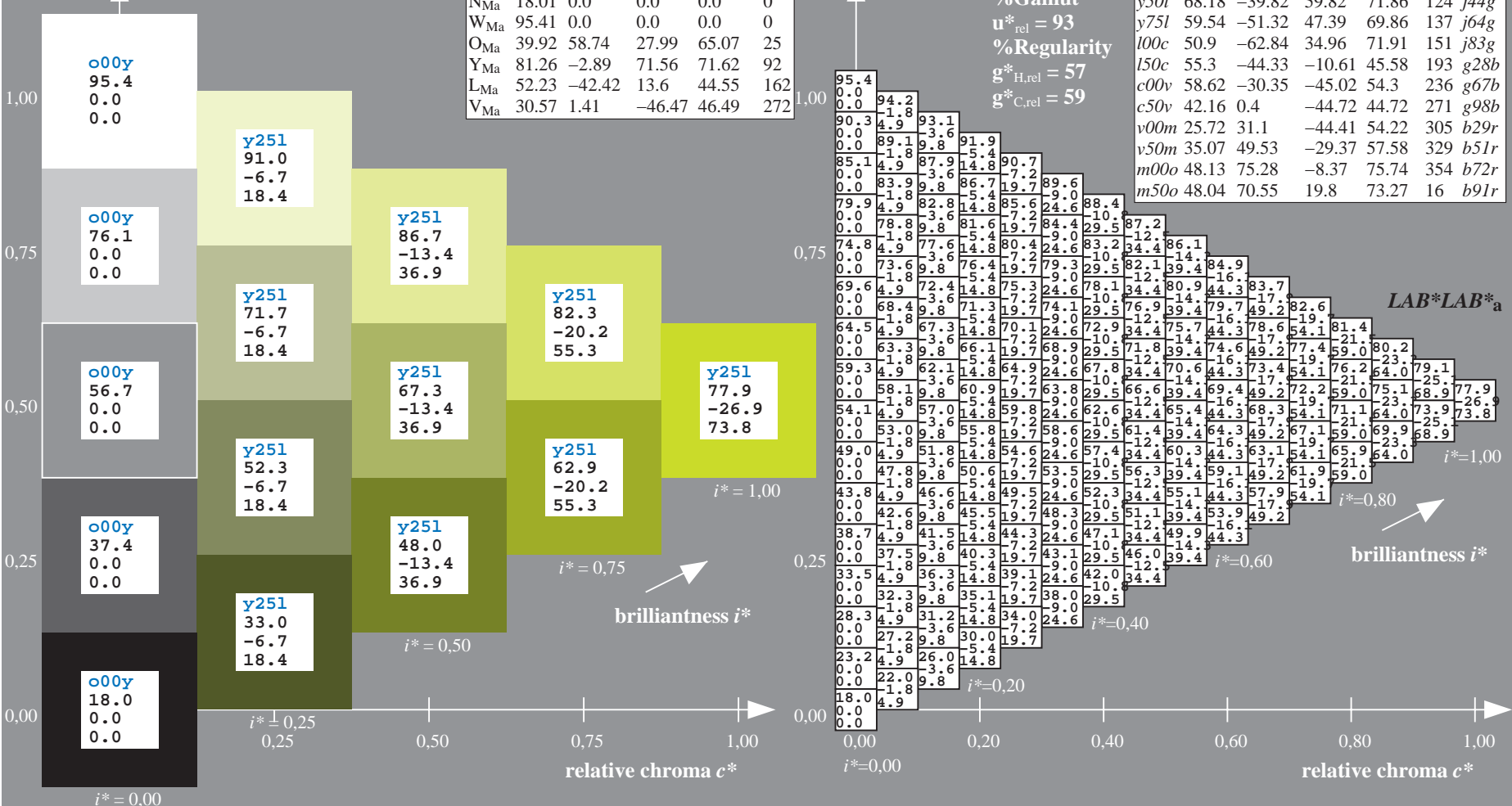
$u^*_{rel} = 93$

%Regularity

$g^*_{H,rel} = 57$

$g^*_{C,rel} = 59$

ORS18_95aM; adapted (a) CIELAB data						
$u^*_d$	$L^*=L^*_a$	$a^*_a$	$b^*_a$	$C^*_{ab,a}$	$h^*_{ab,a}$	$u^*_e$
<i>o00y</i>	47.94	65.39	50.52	82.63	38	<i>r18j</i>
<i>o25y</i>	58.38	46.78	60.66	76.6	52	<i>r40j</i>
<i>o50y</i>	67.98	29.66	69.99	76.02	67	<i>r62j</i>
<i>o75y</i>	78.09	11.63	79.82	80.66	82	<i>r83j</i>
<i>y00l</i>	90.37	-10.27	91.75	92.32	96	<i>j06g</i>
<i>y25l</i>	77.89	-26.88	73.8	78.54	110	<i>j25g</i>
<i>y50l</i>	68.18	-39.82	59.82	71.86	124	<i>j44g</i>
<i>y75l</i>	59.54	-51.32	47.39	69.86	137	<i>j64g</i>
<i>l00c</i>	50.9	-62.84	34.96	71.91	151	<i>j83g</i>
<i>l50c</i>	55.3	-44.33	-10.61	45.58	193	<i>g28b</i>
<i>c00v</i>	58.62	-30.35	-45.02	54.3	236	<i>g67b</i>
<i>c50v</i>	42.16	0.4	-44.72	44.72	271	<i>g98b</i>
<i>v00m</i>	25.72	31.1	-44.41	54.22	305	<i>b29r</i>
<i>v50m</i>	35.07	49.53	-29.37	57.58	329	<i>b51r</i>
<i>m00o</i>	48.13	75.28	-8.37	75.74	354	<i>b72r</i>
<i>m50o</i>	48.04	70.55	19.8	73.27	16	<i>b91r</i>

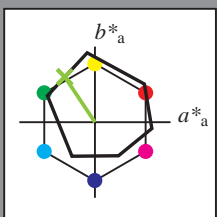


See for similar files: <http://www.ps.bam.de/Ee64/>; [www.ps.bam.de/Ee64/](http://www.ps.bam.de/Ee64/); [www.ps.bam.de/Ee64/](http://www.ps.bam.de/Ee64/)  
 Technical information: <http://www.ps.bam.de> Version 2.1, io=1,1, ColSpx=1

BAM registration: 20081001-Ee64/10L/L64E00NP.PS/.PDF BAM material: code=rhadata  
 application for evaluation and measurement of printer or monitor systems

Input and output: Colorimetric Printer Reflective System ORS18\_95aM for relative CIELAB hue  $h^* = lab^*h^* = h_{ab}^*/360 = 0.343$   
 data for any colour:  
 $lab^*tch^*$  and  $lab^*icu^*$

Hue texts:  
 $u^*_d = y50l$   $u^*_e = j44g$   
 contrast reduction factor:  
 $c_R = 1.0$   
 triangle lightness  $t^*$



ORS18_95aM; adapted (a) CIELAB data						
$u^*_d$	$L^*=L^*_a$	$a^*_a$	$b^*_a$	$C^*_{ab,a}$	$h^*_{ab,a}$	
O <sub>Ma</sub>	47.94	65.39	50.52	82.63	38	
Y <sub>Ma</sub>	90.37	-10.27	91.75	92.32	96	
L <sub>Ma</sub>	50.9	-62.84	34.96	71.91	151	
C <sub>Ma</sub>	58.62	-30.35	-45.02	54.3	236	
V <sub>Ma</sub>	25.72	31.1	-44.41	54.22	305	
M <sub>Ma</sub>	48.13	75.28	-8.37	75.74	354	
N <sub>Ma</sub>	18.01	0.0	0.0	0.0	0	
W <sub>Ma</sub>	95.41	0.0	0.0	0.0	0	
O <sub>Ma</sub>	39.92	58.74	27.99	65.07	25	
Y <sub>Ma</sub>	81.26	-2.89	71.56	71.62	92	
L <sub>Ma</sub>	52.23	-42.42	13.6	44.55	162	
V <sub>Ma</sub>	30.57	1.41	-46.47	46.49	272	

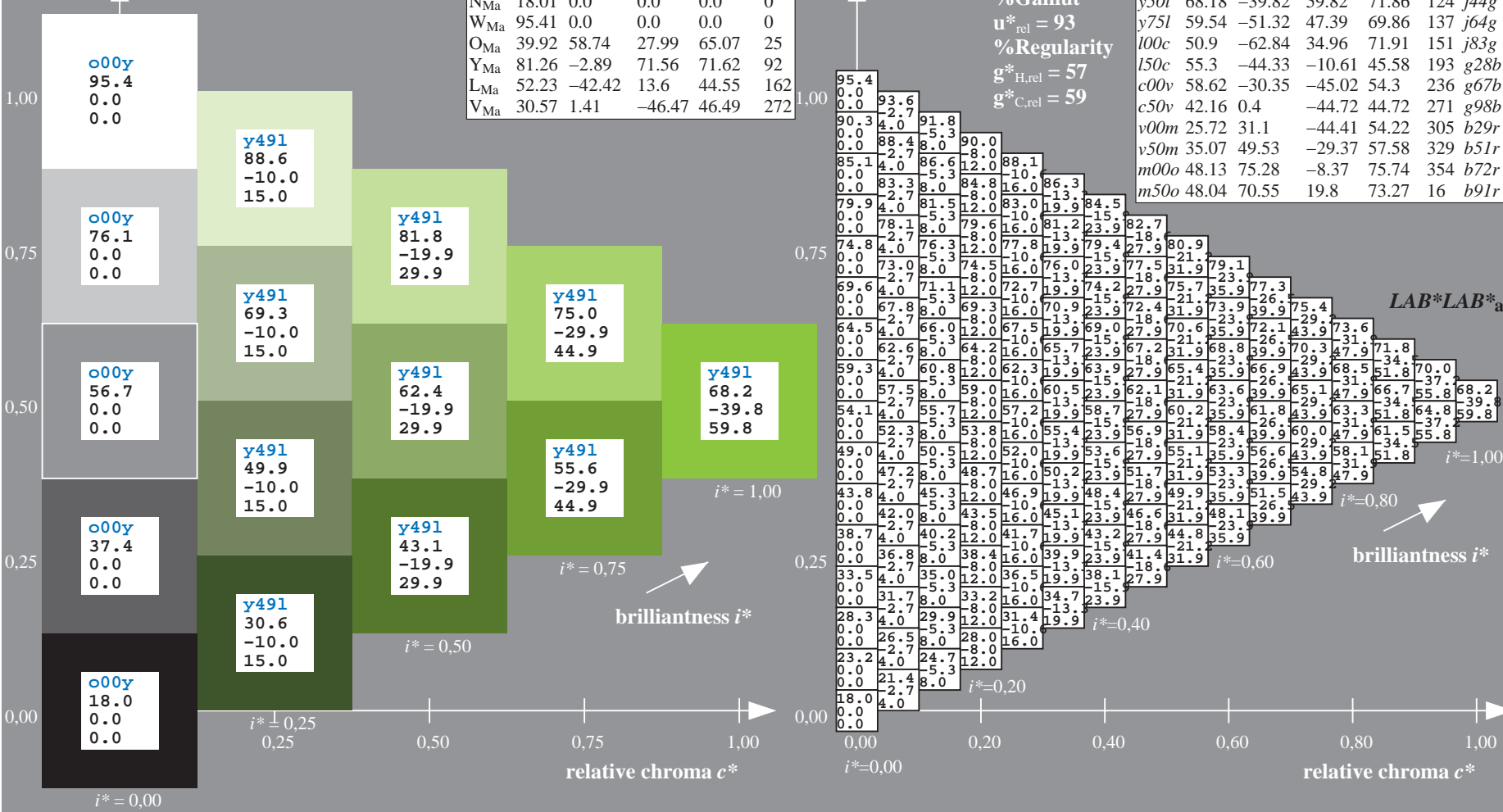
Data for maximum colour (Ma):

$LAB^*LAB^*_Ma$ : 68 -40 60  
 $LAB^*LCH^*_Ma$ : 68 72 123  
 $lab^*olv^*_Ma$ : 0.5 1.0 0.0  
 $lab^*rgb^*_Ma$ : 0.55 1.0 0.0

triangle lightness  $t^*$

%Gamut  
 $u^*_{rel} = 93$   
 %Regularity  
 $g^*_{H,rel} = 57$   
 $g^*_{C,rel} = 59$

ORS18_95aM; adapted (a) CIELAB data						
$u^*_d$	$L^*=L^*_a$	$a^*_a$	$b^*_a$	$C^*_{ab,a}$	$h^*_{ab,a}$	$u^*_e$
o00y	47.94	65.39	50.52	82.63	38	r18j
o25y	58.38	46.78	60.66	76.6	52	r40j
o50y	67.98	29.66	69.99	76.02	67	r62j
o75y	78.09	11.63	79.82	80.66	82	r83j
y00l	90.37	-10.27	91.75	92.32	96	j06g
y25l	77.89	-26.88	73.8	78.54	110	j25g
y50l	68.18	-39.82	59.82	71.86	124	j44g
y75l	59.54	-51.32	47.39	69.86	137	j64g
l00c	50.9	-62.84	34.96	71.91	151	j83g
l50c	55.3	-44.33	-10.61	45.58	193	g28b
c00v	58.62	-30.35	-45.02	54.3	236	g67b
c50v	42.16	0.4	-44.72	44.72	271	g98b
v00m	25.72	31.1	-44.41	54.22	305	b29r
v50m	35.07	49.53	-29.37	57.58	329	b51r
m00o	48.13	75.28	-8.37	75.74	354	b72r
m50o	48.04	70.55	19.8	73.27	16	b91r



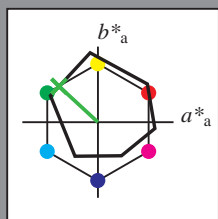
See for similar files: <http://www.ps.bam.de/Ee64/>; [www.ps.bam.de/Ee.HTM](http://www.ps.bam.de/Ee.HTM)  
 Technical information: <http://www.ps.bam.de> Version 2.1, io=1,1, ColSpX=1

BAM registration: 20081001-Ee64/10L/L64E00NP.PS/.PDF BAM material: code=rhadata  
 application for evaluation and measurement of printer or monitor systems



Input and output: Colorimetric Printer Reflective System ORS18\_95aM for relative CIELAB hue  $h^* = lab^*h^* = h_{ab}^*/360 = 0.381$   
 data for any colour:  
 $lab^*tch^*$  and  $lab^*icu^*$

Hue texts:  
 $u^*_d = y75l$   $u^*_e = j64g$   
 contrast reduction factor:  
 $c_R = 1.0$   
 triangle lightness  $t^*$



ORS18\_95aM; adapted (a) CIELAB data

	$u^*_d$	$L^*=L^*_a$	$a^*_a$	$b^*_a$	$C^*_{ab,a}$	$h^*_{ab,a}$
O <sub>Ma</sub>	47.94	65.39	50.52	82.63	38	
Y <sub>Ma</sub>	90.37	-10.27	91.75	92.32	96	
L <sub>Ma</sub>	50.9	-62.84	34.96	71.91	151	
C <sub>Ma</sub>	58.62	-30.35	-45.02	54.3	236	
V <sub>Ma</sub>	25.72	31.1	-44.41	54.22	305	
M <sub>Ma</sub>	48.13	75.28	-8.37	75.74	354	
N <sub>Ma</sub>	18.01	0.0	0.0	0.0	0	
W <sub>Ma</sub>	95.41	0.0	0.0	0.0	0	
O <sub>Ma</sub>	39.92	58.74	27.99	65.07	25	
Y <sub>Ma</sub>	81.26	-2.89	71.56	71.62	92	
L <sub>Ma</sub>	52.23	-42.42	13.6	44.55	162	
V <sub>Ma</sub>	30.57	1.41	-46.47	46.49	272	

Data for maximum colour (Ma):

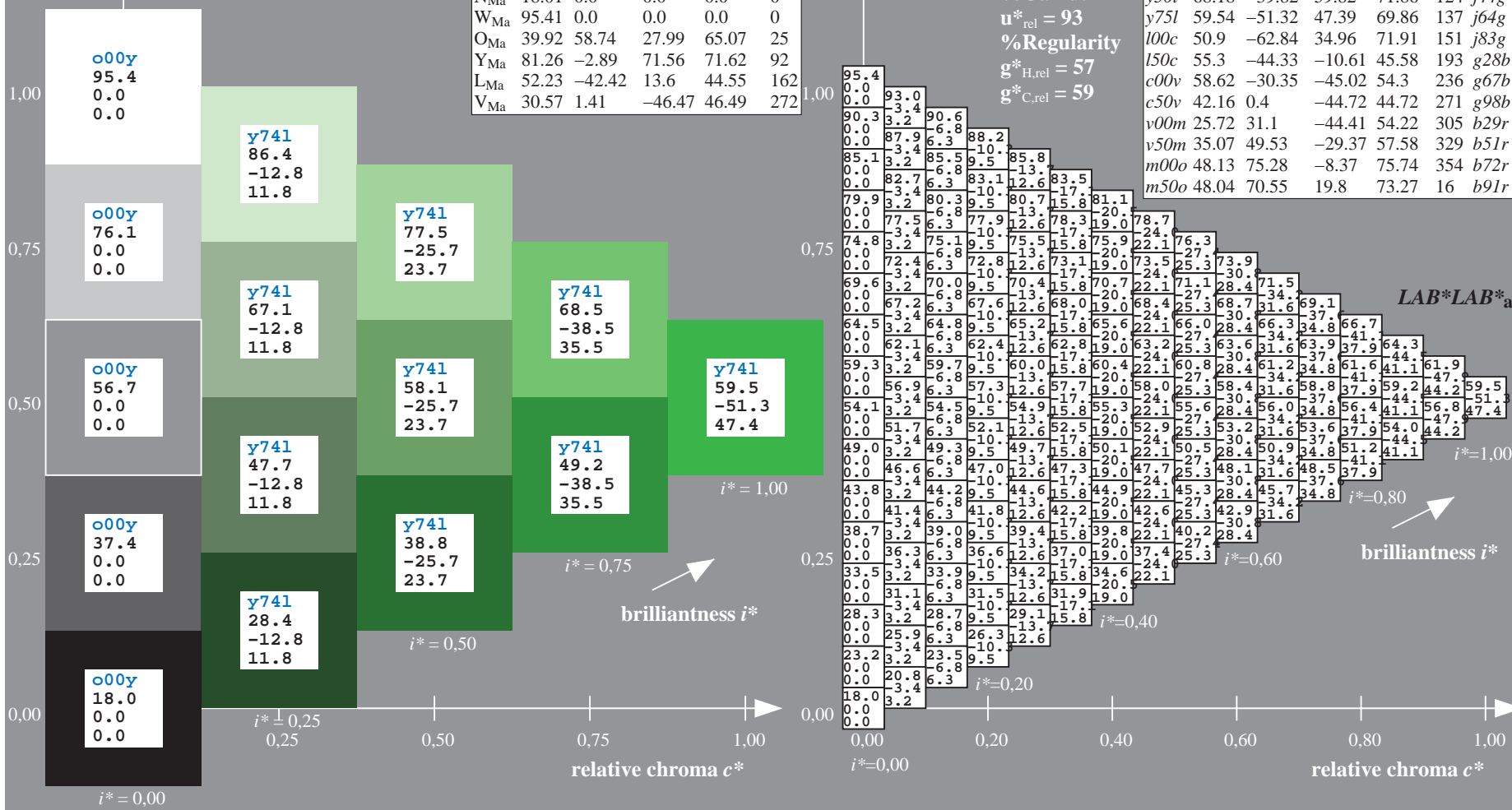
$LAB^*LAB^*_Ma$ : 60 -51 47  
 $LAB^*LCH^*_Ma$ : 60 70 137  
 $lab^*olv^*_Ma$ : 0.25 1.0 0.0  
 $lab^*rgb^*_Ma$ : 0.36 1.0 0.0

triangle lightness  $t^*$

%Gamut  
 $u^*_{rel} = 93$   
 %Regularity  
 $g^*_{H,rel} = 57$   
 $g^*_{C,rel} = 59$

ORS18\_95aM; adapted (a) CIELAB data

	$u^*_d$	$L^*=L^*_a$	$a^*_a$	$b^*_a$	$C^*_{ab,a}$	$h^*_{ab,a}$	$u^*_e$
o00y	47.94	65.39	50.52	82.63	38		r18j
o25y	58.38	46.78	60.66	76.6	62		r40j
o50y	67.98	29.66	69.99	76.02	67		r62j
o75y	78.09	11.63	79.82	80.66	82		r83j
y00l	90.37	-10.27	91.75	92.32	96		j06g
y25l	77.89	-26.88	73.8	78.54	110		j25g
y50l	68.18	-39.82	59.82	71.86	124		j44g
y75l	59.54	-51.32	47.39	69.86	137		j64g
l00c	50.9	-62.84	34.96	71.91	151		j83g
l50c	55.3	-44.33	-10.61	45.58	193		g28b
c00v	58.62	-30.35	-45.02	54.3	236		g67b
c50v	42.16	0.4	-44.72	44.72	271		g98b
v00m	25.72	31.1	-44.41	54.22	305		b29r
v50m	35.07	49.53	-29.37	57.58	329		b51r
m00o	48.13	75.28	-8.37	75.74	354		b72r
m50o	48.04	70.55	19.8	73.27	16		b91r

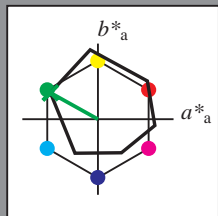


See for similar files: <http://www.ps.bam.de/Ee64/>; [www.ps.bam.de/Ee64/](http://www.ps.bam.de/Ee64/); [www.ps.bam.de/Ee64/](http://www.ps.bam.de/Ee64/)  
 Technical information: <http://www.ps.bam.de> Version 2.1, io=1,1, ColSpX=1

BAM registration: 20081001-Ee64/10L/L64E00NP.PS/.PDF BAM material: code=rhadata  
 application for evaluation and measurement of printer or monitor systems

Input and output: Colorimetric Printer Reflective System ORS18\_95aM for relative CIELAB hue  $h^* = lab^*h^* = h_{ab}/360 = 0.419$   
 data for any colour:  
 $lab^*tch^*$  and  $lab^*icu^*$

Hue texts:  
 $u^*_d = 100c$   $u^*_e = j83g$   
 contrast reduction factor:  
 $c_R = 1.0$   
 triangle lightness  $t^*$



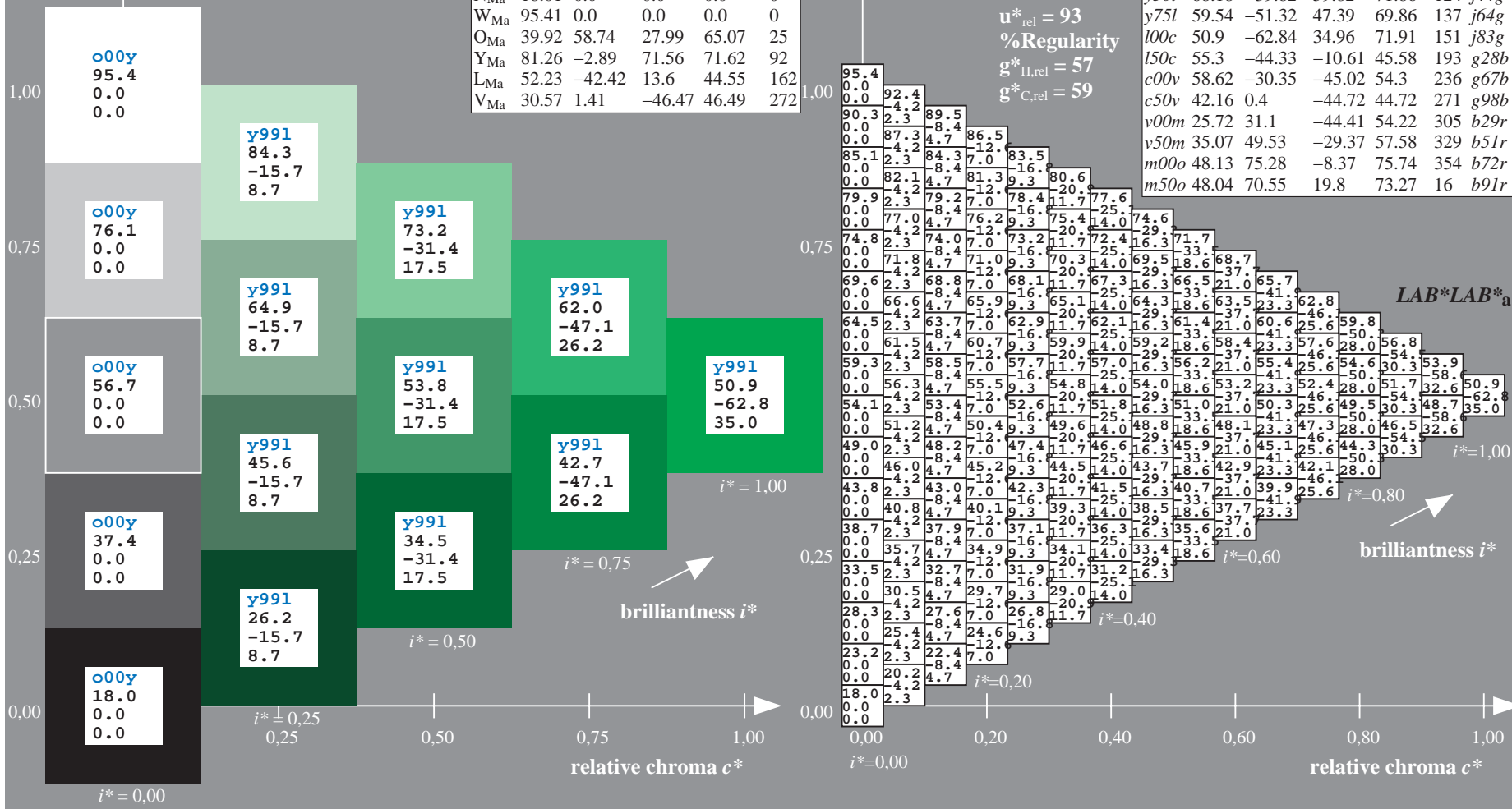
ORS18_95aM; adapted (a) CIELAB data						
$u^*_d$	$L^*=L^*_a$	$a^*_a$	$b^*_a$	$C^*_{ab,a}$	$h^*_{ab,a}$	
O <sub>Ma</sub>	47.94	65.39	50.52	82.63	38	
Y <sub>Ma</sub>	90.37	-10.27	91.75	92.32	96	
L <sub>Ma</sub>	50.9	-62.84	34.96	71.91	151	
C <sub>Ma</sub>	58.62	-30.35	-45.02	54.3	236	
V <sub>Ma</sub>	25.72	31.1	-44.41	54.22	305	
M <sub>Ma</sub>	48.13	75.28	-8.37	75.74	354	
N <sub>Ma</sub>	18.01	0.0	0.0	0.0	0	
W <sub>Ma</sub>	95.41	0.0	0.0	0.0	0	
O <sub>Ma</sub>	39.92	58.74	27.99	65.07	25	
Y <sub>Ma</sub>	81.26	-2.89	71.56	71.62	92	
L <sub>Ma</sub>	52.23	-42.42	13.6	44.55	162	
V <sub>Ma</sub>	30.57	1.41	-46.47	46.49	272	

Data for maximum colour (Ma):

$LAB^*LAB^*_{Ma}$ : 51 -63 35  
 $LAB^*LCH^*_{Ma}$ : 51 72 150  
 $lab^*olv^*_{Ma}$ : 0.0 1.0 0.0  
 $lab^*rgb^*_{Ma}$ : 0.16 1.0 0.0

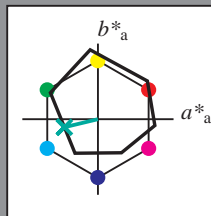
triangle lightness  $t^*$   
 %Gamut  
 $u^*_{rel} = 93$   
 %Regularity  
 $g^*_{H,rel} = 57$   
 $g^*_{C,rel} = 59$

ORS18_95aM; adapted (a) CIELAB data							$u^*_d = 100c$	$LAB^*LAB^*_a$
$u^*_d$	$L^*=L^*_a$	$a^*_a$	$b^*_a$	$C^*_{ab,a}$	$h^*_{ab,a}$	$u^*_e$		
o00y	47.94	65.39	50.52	82.63	38	r18j		
o25y	58.38	46.78	60.66	76.6	52	r40j		
o50y	67.98	29.66	69.99	76.02	67	r62j		
o75y	78.09	11.63	79.82	80.66	82	r83j		
y00l	90.37	-10.27	91.75	92.32	96	j06g		
y25l	77.89	-26.88	73.8	78.54	110	j25g		
y50l	68.18	-39.82	59.82	71.86	124	j44g		
y75l	59.54	-51.32	47.39	69.86	137	j64g		
l00c	50.9	-62.84	34.96	71.91	151	j83g		
l50c	55.3	-44.33	-10.61	45.58	193	g28b		
c00v	58.62	-30.35	-45.02	54.3	236	g67b		
c50v	42.16	0.4	-44.72	44.72	271	g98b		
v00m	25.72	31.1	-44.41	54.22	305	b29r		
v50m	35.07	49.53	-29.37	57.58	329	b51r		
m00o	48.13	75.28	-8.37	75.74	354	b72r		
m50o	48.04	70.55	19.8	73.27	16	b91r		



Input and output: Colorimetric Printer Reflective System ORS18\_95aM for relative CIELAB hue  $h^* = lab^*h^* = h_{ab}^*/360 = 0.537$   
 data for any colour:

$lab^*tch^*$  and  $lab^*icu^*$   
 Hue texts:  
 $u^*_d = 150c$   $u^*_e = g28b$   
 contrast reduction factor:  
 $c_R = 1.0$   
 triangle lightness  $t^*$



ORS18\_95aM; adapted (a) CIELAB data

	$u^*_d$	$L^*=L^*_a$	$a^*_a$	$b^*_a$	$C^*_{ab,a}$	$h^*_{ab,a}$
O <sub>Ma</sub>	47.94	65.39	50.52	82.63	38	38
Y <sub>Ma</sub>	90.37	-10.27	91.75	92.32	96	96
L <sub>Ma</sub>	50.9	-62.84	34.96	71.91	151	151
C <sub>Ma</sub>	58.62	-30.35	-45.02	54.3	236	236
V <sub>Ma</sub>	25.72	31.1	-44.41	54.22	305	305
M <sub>Ma</sub>	48.13	75.28	-8.37	75.74	354	354
N <sub>Ma</sub>	18.01	0.0	0.0	0.0	0	0
W <sub>Ma</sub>	95.41	0.0	0.0	0.0	0	0
O <sub>Ma</sub>	39.92	58.74	27.99	65.07	25	25
Y <sub>Ma</sub>	81.26	-2.89	71.56	71.62	92	92
L <sub>Ma</sub>	52.23	-42.42	13.6	44.55	162	162
V <sub>Ma</sub>	30.57	1.41	-46.47	46.49	272	272

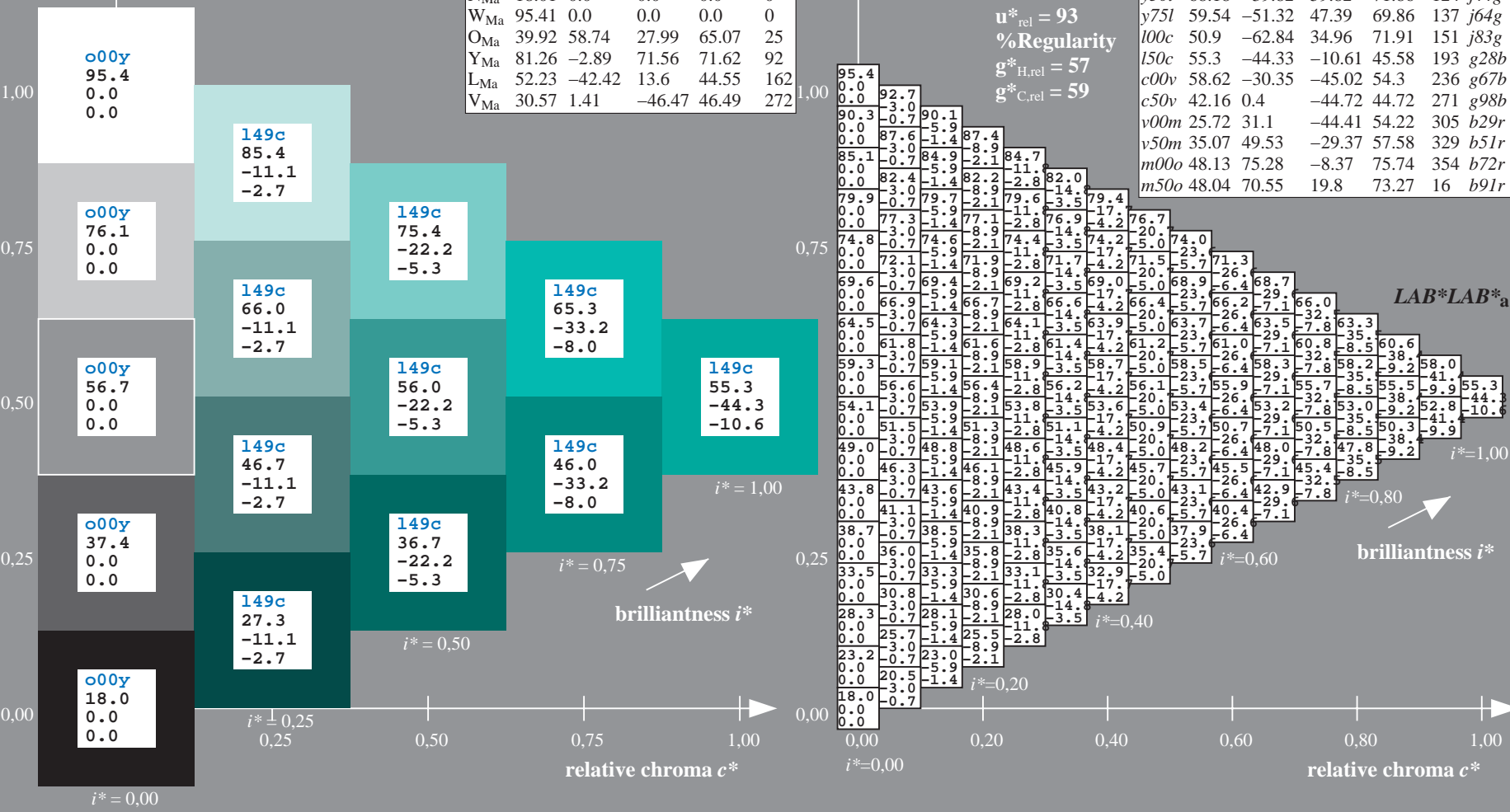
Data for maximum colour (Ma):

$LAB^*LAB^*_Ma$ : 55 -44 -11  
 $LAB^*LCH^*_Ma$ : 55 46 193  
 $lab^*olv^*_Ma$ : 0.0 1.0 0.5  
 $lab^*rgb^*_Ma$ : 0.0 1.0 0.57

triangle lightness  $t^*$   
 %Gamut  
 $u^*_{rel} = 93$   
 %Regularity  
 $g^*_{H,rel} = 57$   
 $g^*_{C,rel} = 59$

ORS18\_95aM; adapted (a) CIELAB data

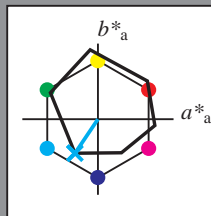
	$u^*_d$	$L^*=L^*_a$	$a^*_a$	$b^*_a$	$C^*_{ab,a}$	$h^*_{ab,a}$	$u^*_e$
o00y	47.94	65.39	50.52	82.63	38	r18j	
o25y	58.38	46.78	60.66	76.6	52	r40j	
o50y	67.98	29.66	69.99	76.02	67	r62j	
o75y	78.09	11.63	79.82	80.66	82	r83j	
y00l	90.37	-10.27	91.75	92.32	96	j06g	
y25l	77.89	-26.88	73.8	78.54	110	j25g	
y50l	68.18	-39.82	59.82	71.86	124	j44g	
y75l	59.54	-51.32	47.39	69.86	137	j64g	
l00c	50.9	-62.84	34.96	71.91	151	j83g	
l50c	55.3	-44.33	-10.61	45.58	193	g28b	
c00v	58.62	-30.35	-45.02	54.3	236	g67b	
c50v	42.16	0.4	-44.72	44.72	271	g98b	
v00m	25.72	31.1	-44.41	54.22	305	b29r	
v50m	35.07	49.53	-29.37	57.58	329	b51r	
m00o	48.13	75.28	-8.37	75.74	354	b72r	
m50o	48.04	70.55	19.8	73.27	16	b91r	



BAM registration: 20081001-Ee64/10L/L64E00NP.PS/.PDF BAM material: code=rhadata  
 application for evaluation and measurement of printer or monitor systems

Input and output: Colorimetric Printer Reflective System ORS18\_95aM for relative CIELAB hue  $h^* = lab^*h^* = h_{ab}^*/360 = 0.656$   
 data for any colour:  
 $lab^*tch^*$  and  $lab^*icu^*$

Hue texts:  
 $u^*_d = c00v$   $u^*_e = g67b$   
 contrast reduction factor:  
 $c_R = 1.0$   
 triangle lightness  $t^*$



ORS18\_95aM; adapted (a) CIELAB data

	$u^*_d$	$L^*=L^*_a$	$a^*_a$	$b^*_a$	$C^*_{ab,a}$	$h^*_{ab,a}$
O <sub>Ma</sub>	47.94	65.39	50.52	82.63	38	38
Y <sub>Ma</sub>	90.37	-10.27	91.75	92.32	96	96
L <sub>Ma</sub>	50.9	-62.84	34.96	71.91	151	151
C <sub>Ma</sub>	58.62	-30.35	-45.02	54.3	236	236
V <sub>Ma</sub>	25.72	31.1	-44.41	54.22	305	305
M <sub>Ma</sub>	48.13	75.28	-8.37	75.74	354	354
N <sub>Ma</sub>	18.01	0.0	0.0	0.0	0	0
W <sub>Ma</sub>	95.41	0.0	0.0	0.0	0	0
O <sub>Ma</sub>	39.92	58.74	27.99	65.07	25	25
Y <sub>Ma</sub>	81.26	-2.89	71.56	71.62	92	92
L <sub>Ma</sub>	52.23	-42.42	13.6	44.55	162	162
V <sub>Ma</sub>	30.57	1.41	-46.47	46.49	272	272

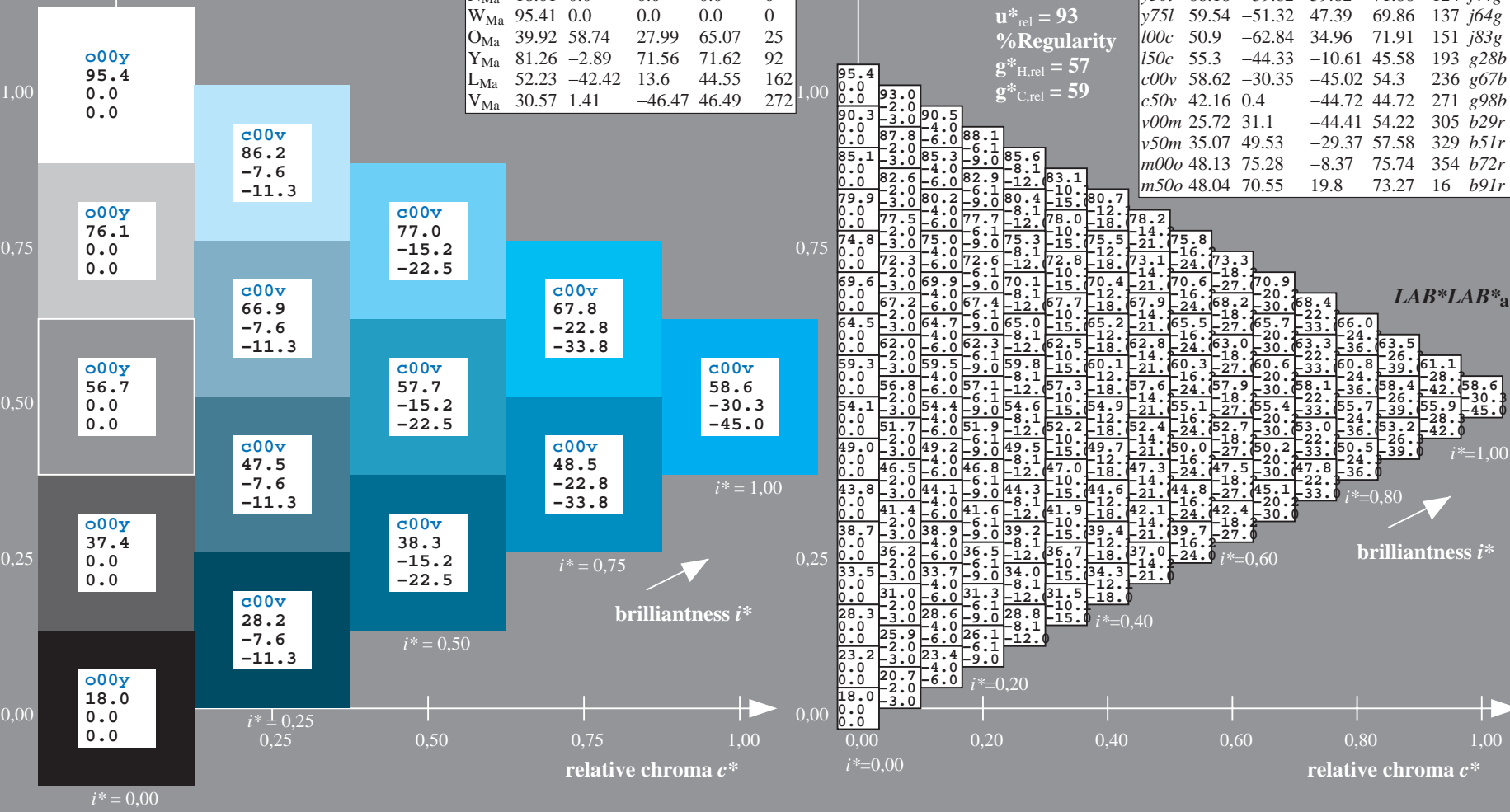
Data for maximum colour (Ma):

$LAB^*LAB^*_Ma$ : 59 -30 -45  
 $LAB^*LCH^*_Ma$ : 59 54 236  
 $lab^*olv^*_Ma$ : 0.0 1.0 1.0  
 $lab^*rgb^*_Ma$ : 0.0 0.65 1.0

triangle lightness  $t^*$   
 %Gamut  
 $u^*_{rel} = 93$   
 %Regularity  
 $g^*_{H,rel} = 57$   
 $g^*_{C,rel} = 59$

ORS18\_95aM; adapted (a) CIELAB data

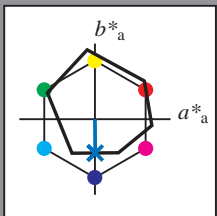
	$u^*_d$	$L^*=L^*_a$	$a^*_a$	$b^*_a$	$C^*_{ab,a}$	$h^*_{ab,a}$	$u^*_e$
o00y	47.94	65.39	50.52	82.63	38	38	r18j
o25y	58.38	46.78	60.66	76.6	52	52	r40j
o50y	67.98	29.66	69.99	76.02	67	67	r62j
o75y	78.09	11.63	79.82	80.66	82	82	r83j
y00l	90.37	-10.27	91.75	92.32	96	96	j06g
y25l	77.89	-26.88	73.8	78.54	110	110	j25g
y50l	68.18	-39.82	59.82	71.86	124	124	j44g
y75l	59.54	-51.32	47.39	69.86	137	137	j64g
l00c	50.9	-62.84	34.96	71.91	151	151	j83g
l50c	55.3	-44.33	-10.61	45.58	193	193	g28b
c00v	58.62	-30.35	-45.02	54.3	236	236	g67b
c50v	42.16	0.4	-44.72	44.72	271	271	g88b
v00m	25.72	31.1	-44.41	54.22	305	305	b29r
v50m	35.07	49.53	-29.37	57.58	329	329	b51r
m00o	48.13	75.28	-8.37	75.74	354	354	b72r
m50o	48.04	70.55	19.8	73.27	16	16	b91r



BAM registration: 20081001-Ee64/10L/L64E00NP.PS/.PDF BAM material: code=rhadata  
 application for evaluation and measurement of printer or monitor systems

Input and output: Colorimetric Printer Reflective System ORS18\_95aM for relative CIELAB hue  $h^* = lab^*h^* = h_{ab}/360 = 0.751$   
 data for any colour:

$lab^*tch^*$  and  $lab^*icu^*$   
 Hue texts:  
 $u^*_d = c50v$   $u^*_e = g98b$   
 contrast reduction factor:  
 $c_R = 1.0$   
 triangle lightness  $t^*$



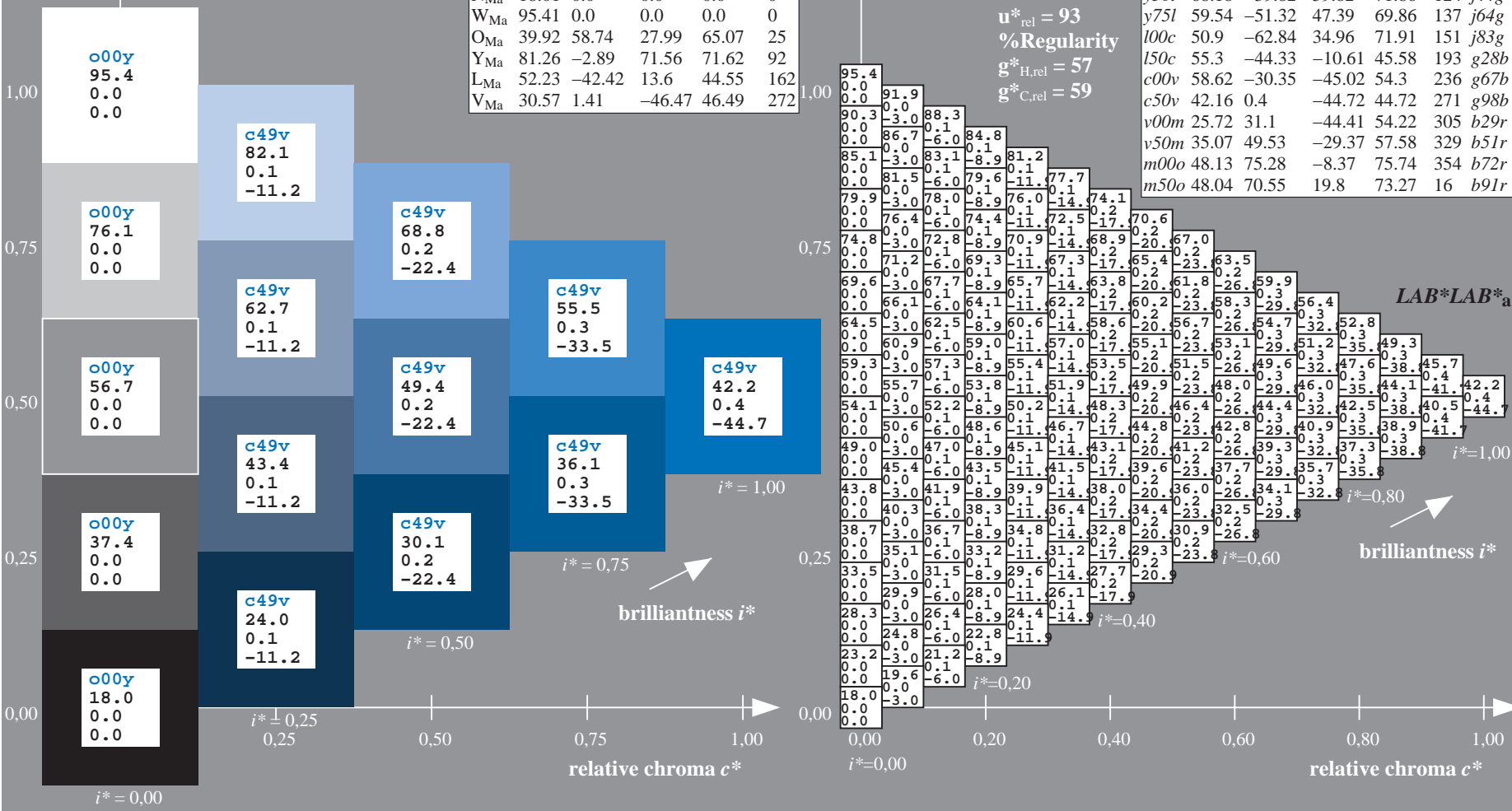
ORS18_95aM; adapted (a) CIELAB data						
	$u^*_d$	$L^*=L^*_a$	$a^*_a$	$b^*_a$	$C^*_{ab,a}$	$h^*_{ab,a}$
O <sub>Ma</sub>	47.94	65.39	50.52	82.63	38	
Y <sub>Ma</sub>	90.37	-10.27	91.75	92.32	96	
L <sub>Ma</sub>	50.9	-62.84	34.96	71.91	151	
C <sub>Ma</sub>	58.62	-30.35	-45.02	54.3	236	
V <sub>Ma</sub>	25.72	31.1	-44.41	54.22	305	
M <sub>Ma</sub>	48.13	75.28	-8.37	75.74	354	
N <sub>Ma</sub>	18.01	0.0	0.0	0.0	0	
W <sub>Ma</sub>	95.41	0.0	0.0	0.0	0	
O <sub>Ma</sub>	39.92	58.74	27.99	65.07	25	
Y <sub>Ma</sub>	81.26	-2.89	71.56	71.62	92	
L <sub>Ma</sub>	52.23	-42.42	13.6	44.55	162	
V <sub>Ma</sub>	30.57	1.41	-46.47	46.49	272	

Data for maximum colour (Ma):

$LAB^*LAB^*_{Ma}$ : 42 0 -45  
 $LAB^*LCH^*_{Ma}$ : 42 45 270  
 $lab^*olv^*_{Ma}$ : 0.0 0.5 1.0  
 $lab^*rgb^*_{Ma}$ : 0.0 0.02 1.0  
 triangle lightness  $t^*$

ORS18_95aM; adapted (a) CIELAB data							$u^*_d = c50v$	$LAB^*LAB^*_a$
	$u^*_d$	$L^*=L^*_a$	$a^*_a$	$b^*_a$	$C^*_{ab,a}$	$h^*_{ab,a}$	$u^*_e$	
o00y	47.94	65.39	50.52	82.63	38			r18j
o25y	58.38	46.78	60.66	76.6	62			r40j
o50y	67.98	29.66	69.99	76.02	67			r62j
o75y	78.09	11.63	79.82	80.66	82			r83j
y00l	90.37	-10.27	91.75	92.32	96			j06g
y25l	77.89	-26.88	73.8	78.54	110			j25g
y50l	68.18	-39.82	59.82	71.86	124			j44g
y75l	59.54	-51.32	47.39	69.86	137			j64g
l00c	50.9	-62.84	34.96	71.91	151			j83g
l50c	55.3	-44.33	-10.61	45.58	193			g28b
c00v	58.62	-30.35	-45.02	54.3	236			g67b
c50v	42.16	0.4	-44.72	44.72	271			g98b
v00m	25.72	31.1	-44.41	54.22	305			b29r
v50m	35.07	49.53	-29.37	57.58	329			b51r
m00o	48.13	75.28	-8.37	75.74	354			b72r
m50o	48.04	70.55	19.8	73.27	16			b91r

%Gamut  
 $u^*_{rel} = 93$   
 %Regularity  
 $g^*_{H,rel} = 57$   
 $g^*_{C,rel} = 59$

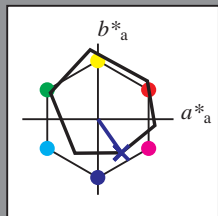


See for similar files: <http://www.ps.bam.de/Ee64/>; [www.ps.bam.de/Ee.HTM](http://www.ps.bam.de/Ee.HTM)  
 Technical information: <http://www.ps.bam.de> Version 2.1, io=1,1, ColSpx=1

BAM registration: 20081001-Ee64/10L/L64E00NP.PS/.PDF BAM material: code=rhadata  
 application for evaluation and measurement of printer or monitor systems

Input and output: Colorimetric Printer Reflective System ORS18\_95aM for relative CIELAB hue  $h^* = lab^*h^* = h_{ab}^*/360 = 0.847$   
 data for any colour:  
 $lab^*tch^*$  and  $lab^*icu^*$

Hue texts:  
 $u^*_d = v00m$   $u^*_e = b29r$   
 contrast reduction factor:  
 $c_R = 1.0$   
 triangle lightness  $t^*$



ORS18_95aM; adapted (a) CIELAB data						
$u^*_d$	$L^*=L^*_a$	$a^*_a$	$b^*_a$	$C^*_{ab,a}$	$h^*_{ab,a}$	
O <sub>Ma</sub>	47.94	65.39	50.52	82.63	38	
Y <sub>Ma</sub>	90.37	-10.27	91.75	92.32	96	
L <sub>Ma</sub>	50.9	-62.84	34.96	71.91	151	
C <sub>Ma</sub>	58.62	-30.35	-45.02	54.3	236	
V <sub>Ma</sub>	25.72	31.1	-44.41	54.22	305	
M <sub>Ma</sub>	48.13	75.28	-8.37	75.74	354	
N <sub>Ma</sub>	18.01	0.0	0.0	0.0	0	
W <sub>Ma</sub>	95.41	0.0	0.0	0.0	0	
O <sub>Ma</sub>	39.92	58.74	27.99	65.07	25	
Y <sub>Ma</sub>	81.26	-2.89	71.56	71.62	92	
L <sub>Ma</sub>	52.23	-42.42	13.6	44.55	162	
V <sub>Ma</sub>	30.57	1.41	-46.47	46.49	272	

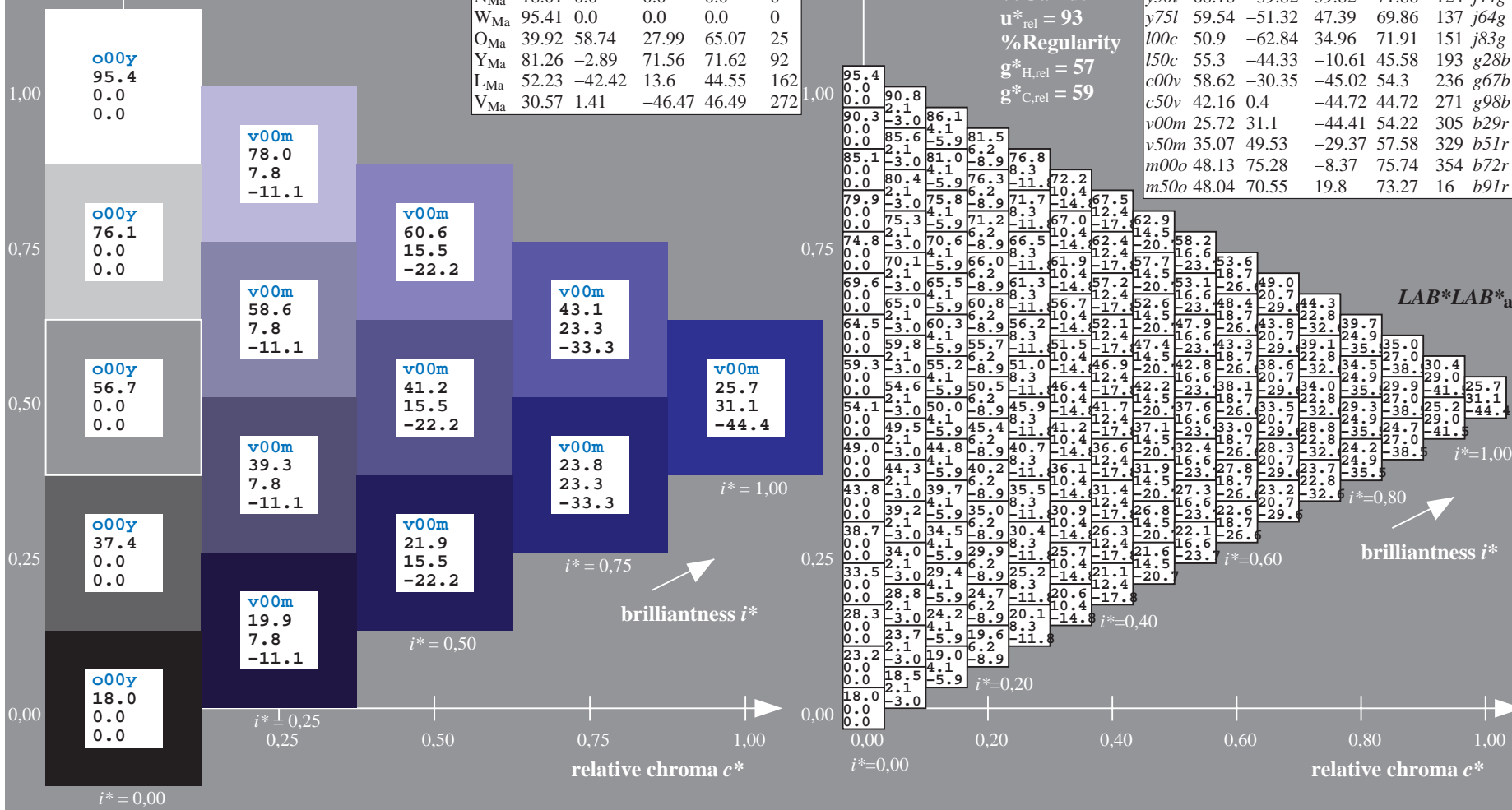
Data for maximum colour (Ma):

$LAB^*LAB^*_Ma$ : 26 31 -44  
 $LAB^*LCH^*_Ma$ : 26 54 305  
 $lab^*olv^*_Ma$ : 0.0 0.0 1.0  
 $lab^*rgb^*_Ma$ : 0.58 0.0 1.0

triangle lightness  $t^*$

%Gamut  
 $u^*_{rel} = 93$   
 %Regularity  
 $g^*_{H,rel} = 57$   
 $g^*_{C,rel} = 59$

ORS18_95aM; adapted (a) CIELAB data							$u^*_d = v00m$	$LAB^*LAB^*_a$
$u^*_d$	$L^*=L^*_a$	$a^*_a$	$b^*_a$	$C^*_{ab,a}$	$h^*_{ab,a}$	$u^*_e$		
o00y	47.94	65.39	50.52	82.63	38	r18j		
o25y	58.38	46.78	60.66	76.6	62	r40j		
o50y	67.98	29.66	69.99	76.02	67	r62j		
o75y	78.09	11.63	79.82	80.66	82	r83j		
y00l	90.37	-10.27	91.75	92.32	96	j06g		
y25l	77.89	-26.88	73.8	78.54	110	j25g		
y50l	68.18	-39.82	59.82	71.86	124	j44g		
y75l	59.54	-51.32	47.39	69.86	137	j64g		
l00c	50.9	-62.84	34.96	71.91	151	j83g		
l50c	55.3	-44.33	-10.61	45.58	193	g28b		
c00v	58.62	-30.35	-45.02	54.3	236	g67b		
c50v	42.16	0.4	-44.72	44.72	271	g98b		
v00m	25.72	31.1	-44.41	54.22	305	b29r		
v50m	35.07	49.53	-29.37	57.58	329	b51r		
m00o	48.13	75.28	-8.37	75.74	354	b72r		
m50o	48.04	70.55	19.8	73.27	16	b91r		

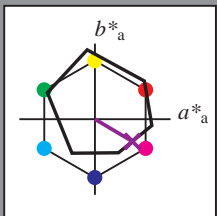


See for similar files: <http://www.ps.bam.de/Ee64/>; [www.ps.bam.de/Ee64/](http://www.ps.bam.de/Ee64/); [www.ps.bam.de/Ee64/](http://www.ps.bam.de/Ee64/)  
 Technical information: <http://www.ps.bam.de> Version 2.1, io=1,1, ColSpx=1

BAM registration: 20081001-Ee64/10L/L64E00NP.PS/.PDF BAM material: code=rhadata  
 application for evaluation and measurement of printer or monitor systems

Input and output: Colorimetric Printer Reflective System ORS18\_95aM for relative CIELAB hue  $h^* = lab^*h^* = h_{ab}^*/360 = 0.915$   
 data for any colour:

$lab^*tch^*$  and  $lab^*icu^*$   
 Hue texts:  
 $u^*_d = v50m$   $u^*_e = b51r$   
 contrast reduction factor:  
 $c_R = 1.0$   
 triangle lightness  $t^*$



ORS18_95aM; adapted (a) CIELAB data						
$u^*_d$	$L^*=L^*_a$	$a^*_a$	$b^*_a$	$C^*_{ab,a}$	$h^*_{ab,a}$	
O <sub>Ma</sub>	47.94	65.39	50.52	82.63	38	
Y <sub>Ma</sub>	90.37	-10.27	91.75	92.32	96	
L <sub>Ma</sub>	50.9	-62.84	34.96	71.91	151	
C <sub>Ma</sub>	58.62	-30.35	-45.02	54.3	236	
V <sub>Ma</sub>	25.72	31.1	-44.41	54.22	305	
M <sub>Ma</sub>	48.13	75.28	-8.37	75.74	354	
N <sub>Ma</sub>	18.01	0.0	0.0	0.0	0	
W <sub>Ma</sub>	95.41	0.0	0.0	0.0	0	
O <sub>Ma</sub>	39.92	58.74	27.99	65.07	25	
Y <sub>Ma</sub>	81.26	-2.89	71.56	71.62	92	
L <sub>Ma</sub>	52.23	-42.42	13.6	44.55	162	
V <sub>Ma</sub>	30.57	1.41	-46.47	46.49	272	

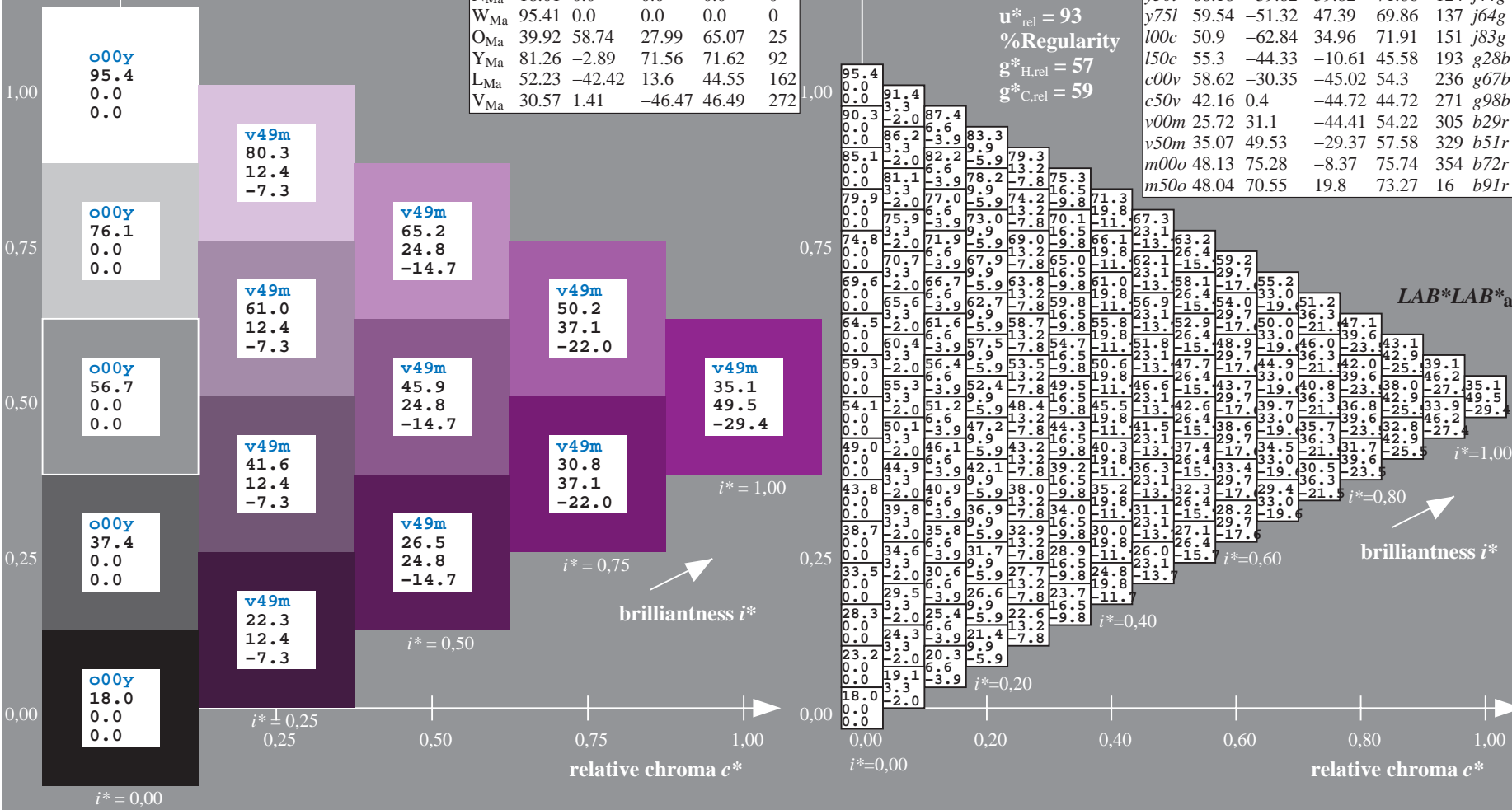
Data for maximum colour (Ma):

$LAB^*LAB^*_Ma$ : 35 50 -29  
 $LAB^*LCH^*_Ma$ : 35 58 329  
 $lab^*olv^*_Ma$ : 0.5 0.0 1.0  
 $lab^*rgb^*_Ma$ : 1.0 0.0 0.99

triangle lightness  $t^*$

%Gamut  
 $u^*_{rel} = 93$   
 %Regularity  
 $g^*_{H,rel} = 57$   
 $g^*_{C,rel} = 59$

ORS18_95aM; adapted (a) CIELAB data							$u^*_d = v50m$	$LAB^*LAB^*_a$
$u^*_d$	$L^*=L^*_a$	$a^*_a$	$b^*_a$	$C^*_{ab,a}$	$h^*_{ab,a}$	$u^*_e$		
o00y	47.94	65.39	50.52	82.63	38	r18j		
o25y	58.38	46.78	60.66	76.6	62	r40j		
o50y	67.98	29.66	69.99	76.02	67	r62j		
o75y	78.09	11.63	79.82	80.66	82	r83j		
y00l	90.37	-10.27	91.75	92.32	96	j06g		
y25l	77.89	-26.88	73.8	78.54	110	j25g		
y50l	68.18	-39.82	59.82	71.86	124	j44g		
y75l	59.54	-51.32	47.39	69.86	137	j64g		
l00c	50.9	-62.84	34.96	71.91	151	j83g		
l50c	55.3	-44.33	-10.61	45.58	193	g28b		
c00v	58.62	-30.35	-45.02	54.3	236	g67b		
c50v	42.16	0.4	-44.72	44.72	271	g98b		
v00m	25.72	31.1	-44.41	54.22	305	b29r		
v50m	35.07	49.53	-29.37	57.58	329	b51r		
m00o	48.13	75.28	-8.37	75.74	354	b72r		
m50o	48.04	70.55	19.8	73.27	16	b91r		

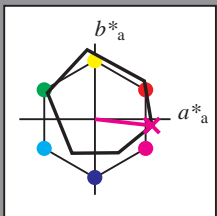


See for similar files: <http://www.ps.bam.de/Ee64/>; [www.ps.bam.de/Ee64/](http://www.ps.bam.de/Ee64/); [www.ps.bam.de/Ee64/](http://www.ps.bam.de/Ee64/)  
 Technical information: <http://www.ps.bam.de> Version 2.1, io=1,1, ColSPx=1

BAM registration: 20081001-Ee64/10L/L64E00NP.PS/.PDF BAM material: code=rhadata  
 application for evaluation and measurement of printer or monitor systems

Input and output: Colorimetric Printer Reflective System ORS18\_95aM for relative CIELAB hue  $h^* = lab^*h^* = h_{ab}^*/360 = 0.982$   
 data for any colour:

$lab^*tch^*$  and  $lab^*icu^*$   
 Hue texts:  
 $u^*_d = m00o$   $u^*_e = b72r$   
 contrast reduction factor:  
 $c_R = 1.0$   
 triangle lightness  $t^*$



ORS18\_95aM; adapted (a) CIELAB data

$u^*_d$	$L^*=L^*_a$	$a^*_a$	$b^*_a$	$C^*_{ab,a}$	$h^*_{ab,a}$
O <sub>Ma</sub>	47.94	65.39	50.52	82.63	38
Y <sub>Ma</sub>	90.37	-10.27	91.75	92.32	96
L <sub>Ma</sub>	50.9	-62.84	34.96	71.91	151
C <sub>Ma</sub>	58.62	-30.35	-45.02	54.3	236
V <sub>Ma</sub>	25.72	31.1	-44.41	54.22	305
M <sub>Ma</sub>	48.13	75.28	-8.37	75.74	354
N <sub>Ma</sub>	18.01	0.0	0.0	0.0	0
W <sub>Ma</sub>	95.41	0.0	0.0	0.0	0
O <sub>Ma</sub>	39.92	58.74	27.99	65.07	25
Y <sub>Ma</sub>	81.26	-2.89	71.56	71.62	92
L <sub>Ma</sub>	52.23	-42.42	13.6	44.55	162
V <sub>Ma</sub>	30.57	1.41	-46.47	46.49	272

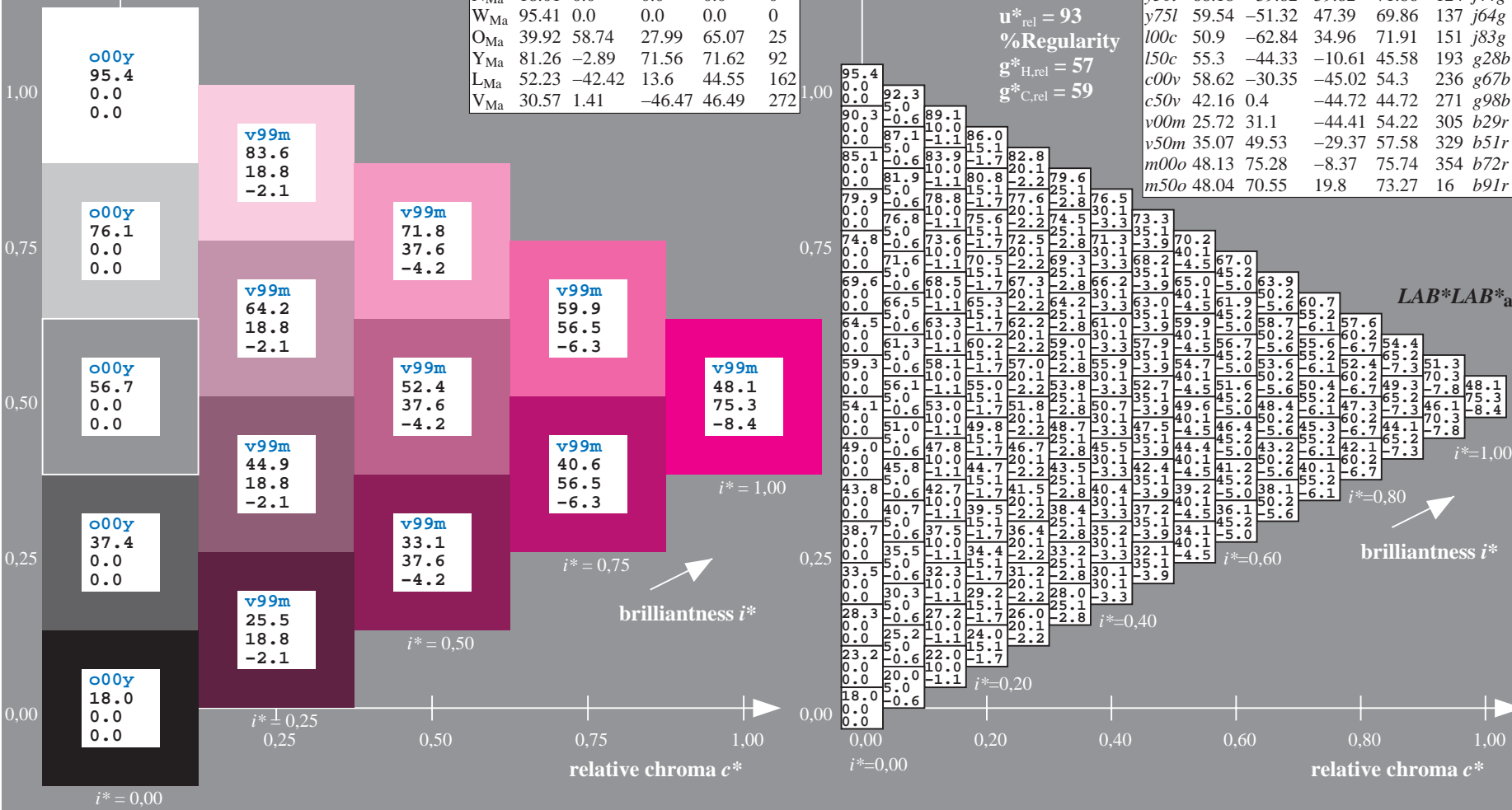
Data for maximum colour (Ma):

$LAB^*LAB^*_Ma$ : 48 75 -8  
 $LAB^*LCH^*_Ma$ : 48 76 353  
 $lab^*olv^*_Ma$ : 1.0 0.0 1.0  
 $lab^*rgb^*_Ma$ : 1.0 0.0 0.56

triangle lightness  $t^*$   
 %Gamut  
 $u^*_{rel} = 93$   
 %Regularity  
 $g^*_{H,rel} = 57$   
 $g^*_{C,rel} = 59$

ORS18\_95aM; adapted (a) CIELAB data

$u^*_d$	$L^*=L^*_a$	$a^*_a$	$b^*_a$	$C^*_{ab,a}$	$h^*_{ab,a}$	$u^*_e$
o00y	47.94	65.39	50.52	82.63	38	r18j
o25y	58.38	46.78	60.66	76.6	52	r40j
o50y	67.98	29.66	69.99	76.02	67	r62j
o75y	78.09	11.63	79.82	80.66	82	r83j
y00l	90.37	-10.27	91.75	92.32	96	j06g
y25l	77.89	-26.88	73.8	78.54	110	j25g
y50l	68.18	-39.82	59.82	71.86	124	j44g
y75l	59.54	-51.32	47.39	69.86	137	j64g
l00c	50.9	-62.84	34.96	71.91	151	j83g
l50c	55.3	-44.33	-10.61	45.58	193	g28b
c00v	58.62	-30.35	-45.02	54.3	236	g67b
c50v	42.16	0.4	-44.72	44.72	271	g98b
v00m	25.72	31.1	-44.41	54.22	305	b29r
v50m	35.07	49.53	-29.37	57.58	329	b51r
m00o	48.13	75.28	-8.37	75.74	354	b72r
m50o	48.04	70.55	19.8	73.27	16	b91r



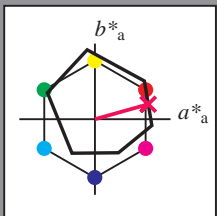
See for similar files: <http://www.ps.bam.de/Ee64/>; <http://www.ps.bam.de/Version2.1,io=1,1,Colspx=1>

BAM registration: 20081001-Ee64/10L/L64E00NP.PS/.PDF BAM material: code=rhadata  
 application for evaluation and measurement of printer or monitor systems



Input and output: Colorimetric Printer Reflective System ORS18\_95aM for relative CIELAB hue  $h^* = lab^*h^* = h_{ab}^*/360 = 0.044$   
 data for any colour:  
 $lab^*tch^*$  and  $lab^*icu^*$

Hue texts:  
 $u^*_d = m50o$   $u^*_e = b91r$   
 contrast reduction factor:  
 $c_R = 1.0$   
 triangle lightness  $t^*$



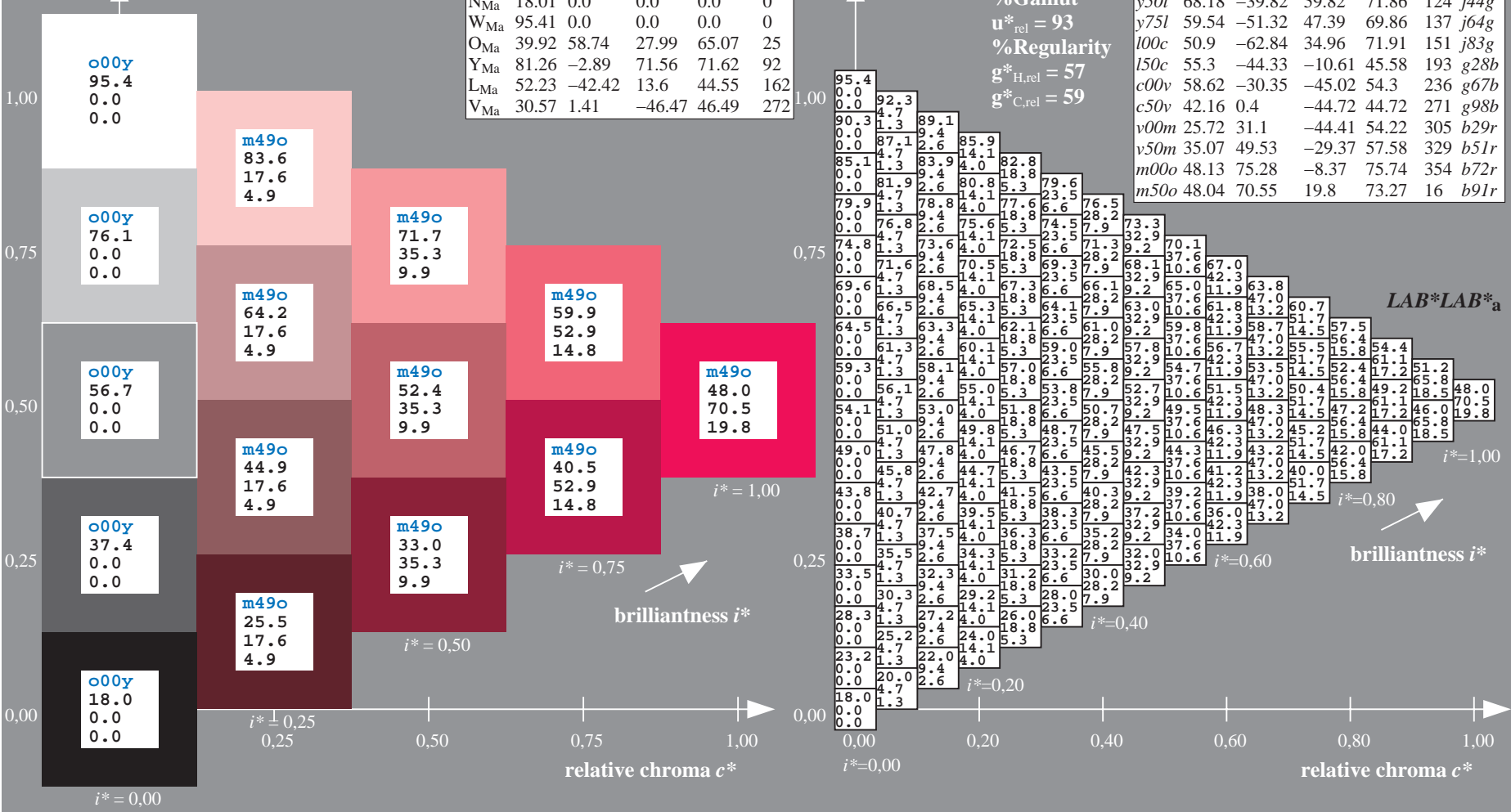
ORS18_95aM; adapted (a) CIELAB data						
$u^*_d$	$L^*=L^*_a$	$a^*_a$	$b^*_a$	$C^*_{ab,a}$	$h^*_{ab,a}$	
O <sub>Ma</sub>	47.94	65.39	50.52	82.63	38	
Y <sub>Ma</sub>	90.37	-10.27	91.75	92.32	96	
L <sub>Ma</sub>	50.9	-62.84	34.96	71.91	151	
C <sub>Ma</sub>	58.62	-30.35	-45.02	54.3	236	
V <sub>Ma</sub>	25.72	31.1	-44.41	54.22	305	
M <sub>Ma</sub>	48.13	75.28	-8.37	75.74	354	
N <sub>Ma</sub>	18.01	0.0	0.0	0.0	0	
W <sub>Ma</sub>	95.41	0.0	0.0	0.0	0	
O <sub>Ma</sub>	39.92	58.74	27.99	65.07	25	
Y <sub>Ma</sub>	81.26	-2.89	71.56	71.62	92	
L <sub>Ma</sub>	52.23	-42.42	13.6	44.55	162	
V <sub>Ma</sub>	30.57	1.41	-46.47	46.49	272	

Data for maximum colour (Ma):

$LAB^*LAB^*_Ma$ : 48 71 20  
 $LAB^*LCH^*_Ma$ : 48 73 15  
 $lab^*olv^*_Ma$ : 1.0 0.0 0.5  
 $lab^*rgb^*_Ma$ : 1.0 0.0 0.17  
 triangle lightness  $t^*$

%Gamut  
 $u^*_{rel} = 93$   
 %Regularity  
 $g^*_{H,rel} = 57$   
 $g^*_{C,rel} = 59$

ORS18_95aM; adapted (a) CIELAB data						
$u^*_d$	$L^*=L^*_a$	$a^*_a$	$b^*_a$	$C^*_{ab,a}$	$h^*_{ab,a}$	$u^*_e$
o00y	47.94	65.39	50.52	82.63	38	r18j
o25y	58.38	46.78	60.66	76.6	52	r40j
o50y	67.98	29.66	69.99	76.02	67	r62j
o75y	78.09	11.63	79.82	80.66	82	r83j
y00l	90.37	-10.27	91.75	92.32	96	j06g
y25l	77.89	-26.88	73.8	78.54	110	j25g
y50l	68.18	-39.82	59.82	71.86	124	j44g
y75l	59.54	-51.32	47.39	69.86	137	j64g
l00c	50.9	-62.84	34.96	71.91	151	j83g
l50c	55.3	-44.33	-10.61	45.58	193	g28b
c00v	58.62	-30.35	-45.02	54.3	236	g67b
c50v	42.16	0.4	-44.72	44.72	271	g98b
v00m	25.72	31.1	-44.41	54.22	305	b29r
v50m	35.07	49.53	-29.37	57.58	329	b51r
m00o	48.13	75.28	-8.37	75.74	354	b72r
m50o	48.04	70.55	19.8	73.27	16	b91r



See for similar files: <http://www.ps.bam.de/Ee64/>; <http://www.ps.bam.de/Version2.1,io=1,1,Colspx=1>

BAM registration: 20081001-Ee64/10L/L64E00NP.PS/.PDF BAM material: code=rhadata  
 application for evaluation and measurement of printer or monitor systems

See for similar files: <http://www.ps.bam.de/Ee64/>; [www.ps.bam.de/Ee64/](http://www.ps.bam.de/Ee64/); [www.ps.bam.de](http://www.ps.bam.de)  
Technical information: <http://www.ps.bam.de> Version 2.1, io=1, ColSpX=1

BAM registration: 20081001 -Ee64/10L/L64E00NP.PS/.PDF BAM material: code=rhdata  
application for evaluation and measurement of printer or monitor systems

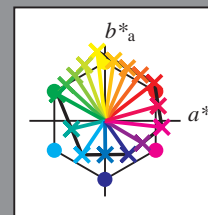
Table with columns A through a and rows 01 through 27. Each cell contains numerical data representing color calibration values.

Input and output:  
 Colorimetric Printer Reflective System ORS18\_95aM  
 data for any colour:

$u^*_d$  and number  $no. = 00 \dots 15$   
 device hue text:  
 $u^*_d = 16$  hues  $o00y, o25y, \dots, m50o$   
 contrast reduction factor:  
 $c_R = 1.0$

ORS18\_95aM; adapted (a) CIELAB data


$u^*_d$	$L^*=L^*_a$	$a^*_a$	$b^*_a$	$C^*_{ab,a}$	$h^*_{ab,a}$	$u^*_e$
<i>o00y</i>	47.94	65.39	50.52	82.63	38	<i>r18j</i>
<i>o25y</i>	58.38	46.78	60.66	76.6	52	<i>r40j</i>
<i>o50y</i>	67.98	29.66	69.99	76.02	67	<i>r62j</i>
<i>o75y</i>	78.09	11.63	79.82	80.66	82	<i>r83j</i>
<i>y00l</i>	90.37	-10.27	91.75	92.32	96	<i>j25g</i>
<i>y25l</i>	77.89	-26.88	73.8	78.54	110	<i>j64g</i>
<i>y50l</i>	68.18	-39.82	59.82	71.86	124	<i>j44g</i>
<i>y75l</i>	59.54	-51.32	47.39	69.86	137	<i>j64g</i>
<i>l00c</i>	50.9	-44.33	-34.96	71.91	151	<i>j83g</i>
<i>c00v</i>	58.62	-30.35	-45.02	54.3	236	<i>g67b</i>
<i>c50v</i>	42.16	0.4	-44.72	44.72	271	<i>g98b</i>
<i>v00m</i>	25.72	31.1	-44.41	54.22	305	<i>b29r</i>
<i>v50m</i>	35.07	49.53	-29.37	57.58	329	<i>b51r</i>
<i>m00o</i>	48.13	75.28	-8.37	75.74	354	<i>b72r</i>
<i>m50o</i>	48.04	70.55	19.8	73.27	16	<i>b91r</i>



%Gamut  
 $u^*_{rel} = 93$   
 %Regularity  
 $g^*_{H,rel} = 57$   
 $g^*_{C,rel} = 59$

ORS18\_95aM; adapted (a) CIELAB data

Name	$L^*=L^*_a$	$a^*_a$	$b^*_a$	$C^*_{ab,a}$	$h^*_{ab,a}$
<i>O</i> <sub>Ma</sub>	47.94	65.39	50.52	82.63	38
<i>Y</i> <sub>Ma</sub>	90.37	-10.27	91.75	92.32	96
<i>L</i> <sub>Ma</sub>	50.9	-62.84	34.96	71.91	151
<i>C</i> <sub>Ma</sub>	58.62	-30.35	-45.02	54.3	236
<i>V</i> <sub>Ma</sub>	25.72	31.1	-44.41	54.22	305
<i>M</i> <sub>Ma</sub>	48.13	75.28	-8.37	75.74	354
<i>N</i> <sub>Ma</sub>	18.01	0.0	0.0	0.0	0
<i>W</i> <sub>Ma</sub>	95.41	0.0	0.0	0.0	0
<i>O</i> <sub>CIE</sub>	39.92	58.74	27.99	65.07	25
<i>Y</i> <sub>CIE</sub>	81.26	-2.89	71.56	71.62	92
<i>L</i> <sub>CIE</sub>	52.23	-42.42	13.6	44.55	162
<i>V</i> <sub>CIE</sub>	30.57	1.41	-46.47	46.49	272

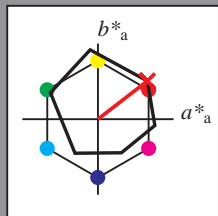


See for similar files: <http://www.ps.bam.de/Ee64/>; [www.ps.bam.de/Ee.HTM](http://www.ps.bam.de/Ee.HTM)  
 Technical information: <http://www.ps.bam.de> Version 2.1, io=1,1, ColSpX=1

BAM registration: 20081001-Ee64/10L/L64E00NP.PS/.PDF BAM material: code=rhadata  
 application for evaluation and measurement of printer or monitor systems

Input and output: Colorimetric Printer Reflective System ORS18\_95aM for relative CIELAB hue  $h^* = lab^*h^* = h_{ab}^*/360 = 0.105$   
 data for any colour:  
 $lab^*tch^*$  and  $lab^*icu^*$

Hue texts:  
 $u^*_d = o00y$   $u^*_e = r18j$   
 contrast reduction factor:  
 $c_R = 1.0$   
 triangle lightness  $t^*$



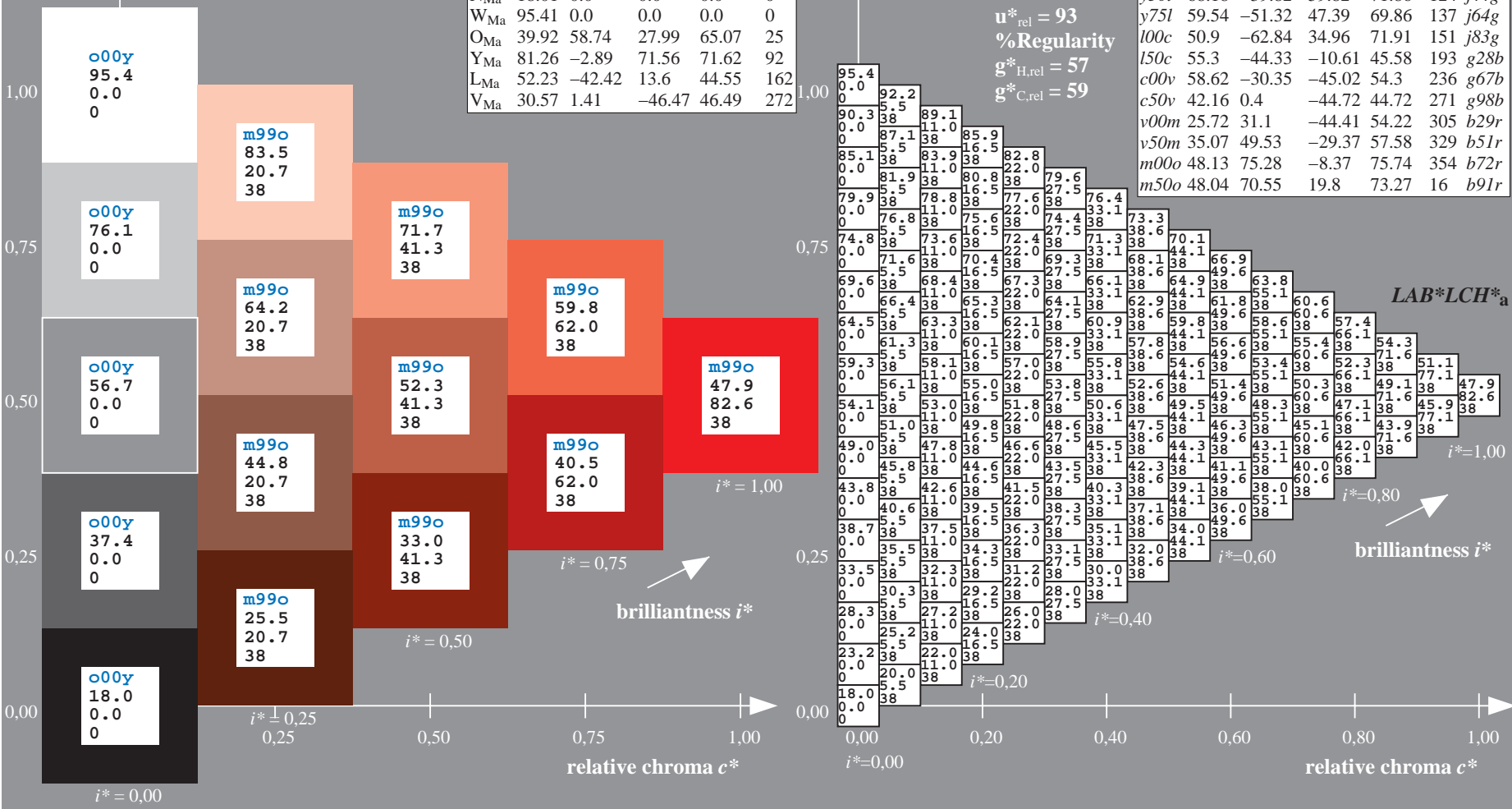
ORS18_95aM; adapted (a) CIELAB data						
$u^*_d$	$L^*=L^*_a$	$a^*_a$	$b^*_a$	$C^*_{ab,a}$	$h^*_{ab,a}$	
O <sub>Ma</sub>	47.94	65.39	50.52	82.63	38	
Y <sub>Ma</sub>	90.37	-10.27	91.75	92.32	96	
L <sub>Ma</sub>	50.9	-62.84	34.96	71.91	151	
C <sub>Ma</sub>	58.62	-30.35	-45.02	54.3	236	
V <sub>Ma</sub>	25.72	31.1	-44.41	54.22	305	
M <sub>Ma</sub>	48.13	75.28	-8.37	75.74	354	
N <sub>Ma</sub>	18.01	0.0	0.0	0.0	0	
W <sub>Ma</sub>	95.41	0.0	0.0	0.0	0	
O <sub>Ma</sub>	39.92	58.74	27.99	65.07	25	
Y <sub>Ma</sub>	81.26	-2.89	71.56	71.62	92	
L <sub>Ma</sub>	52.23	-42.42	13.6	44.55	162	
V <sub>Ma</sub>	30.57	1.41	-46.47	46.49	272	

Data for maximum colour (Ma):

$LAB^*LAB^*_Ma$ : 48 65 51  
 $LAB^*LCH^*_Ma$ : 48 83 37  
 $lab^*olv^*_Ma$ : 1.0 0.0 0.0  
 $lab^*rgb^*_Ma$ : 1.0 0.18 0.0

triangle lightness  $t^*$   
 %Gamut  $u^*_{rel} = 93$   
 %Regularity  $g^*_{H,rel} = 57$   
 $g^*_{C,rel} = 59$

ORS18_95aM; adapted (a) CIELAB data						
$u^*_d$	$L^*=L^*_a$	$a^*_a$	$b^*_a$	$C^*_{ab,a}$	$h^*_{ab,a}$	$u^*_e$
<i>o00y</i>	47.94	65.39	50.52	82.63	38	<i>r18j</i>
<i>o25y</i>	58.38	46.78	60.66	76.6	52	<i>r40j</i>
<i>o50y</i>	67.98	29.66	69.99	76.02	67	<i>r62j</i>
<i>o75y</i>	78.09	11.63	79.82	80.66	82	<i>r83j</i>
<i>y00l</i>	90.37	-10.27	91.75	92.32	96	<i>j06g</i>
<i>y25l</i>	77.89	-26.88	73.8	78.54	110	<i>j25g</i>
<i>y50l</i>	68.18	-39.82	59.82	71.86	124	<i>j44g</i>
<i>y75l</i>	59.54	-51.32	47.39	69.86	137	<i>j64g</i>
<i>l00c</i>	50.9	-62.84	34.96	71.91	151	<i>j83g</i>
<i>l50c</i>	55.3	-44.33	-10.61	45.58	193	<i>g28b</i>
<i>c00v</i>	58.62	-30.35	-45.02	54.3	236	<i>g67b</i>
<i>c50v</i>	42.16	0.4	-44.72	44.72	271	<i>g98b</i>
<i>v00m</i>	25.72	31.1	-44.41	54.22	305	<i>b29r</i>
<i>v50m</i>	35.07	49.53	-29.37	57.58	329	<i>b51r</i>
<i>m00o</i>	48.13	75.28	-8.37	75.74	354	<i>b72r</i>
<i>m50o</i>	48.04	70.55	19.8	73.27	16	<i>b91r</i>

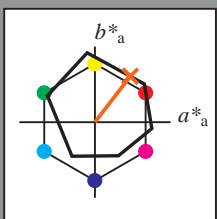


See for similar files: <http://www.ps.bam.de/Ee64/>; [www.ps.bam.de/Ee.HTM](http://www.ps.bam.de/Ee.HTM)  
 Technical information: <http://www.ps.bam.de> Version 2.1, io=1,1, ColSPx=1

BAM registration: 20081001-Ee64/10L/L64E00NP.PS/.PDF BAM material: code=rh4ta  
 application for evaluation and measurement of printer or monitor systems

Input and output: Colorimetric Printer Reflective System ORS18\_95aM for relative CIELAB hue  $h^* = lab^*h^* = h_{ab}/360 = 0.145$   
 data for any colour:  
 $lab^*tch^*$  and  $lab^*icu^*$

Hue texts:  
 $u^*_d = o25y$   $u^*_e = r40j$   
 contrast reduction factor:  
 $c_R = 1.0$   
 triangle lightness  $t^*$



ORS18_95aM; adapted (a) CIELAB data						
	$u^*_d$	$L^*=L^*_a$	$a^*_a$	$b^*_a$	$C^*_{ab,a}$	$h^*_{ab,a}$
O <sub>Ma</sub>	47.94	65.39	50.52	82.63	38	
Y <sub>Ma</sub>	90.37	-10.27	91.75	92.32	96	
L <sub>Ma</sub>	50.9	-62.84	34.96	71.91	151	
C <sub>Ma</sub>	58.62	-30.35	-45.02	54.3	236	
V <sub>Ma</sub>	25.72	31.1	-44.41	54.22	305	
M <sub>Ma</sub>	48.13	75.28	-8.37	75.74	354	
N <sub>Ma</sub>	18.01	0.0	0.0	0.0	0	
W <sub>Ma</sub>	95.41	0.0	0.0	0.0	0	
O <sub>Ma</sub>	39.92	58.74	27.99	65.07	25	
Y <sub>Ma</sub>	81.26	-2.89	71.56	71.62	92	
L <sub>Ma</sub>	52.23	-42.42	13.6	44.55	162	
V <sub>Ma</sub>	30.57	1.41	-46.47	46.49	272	

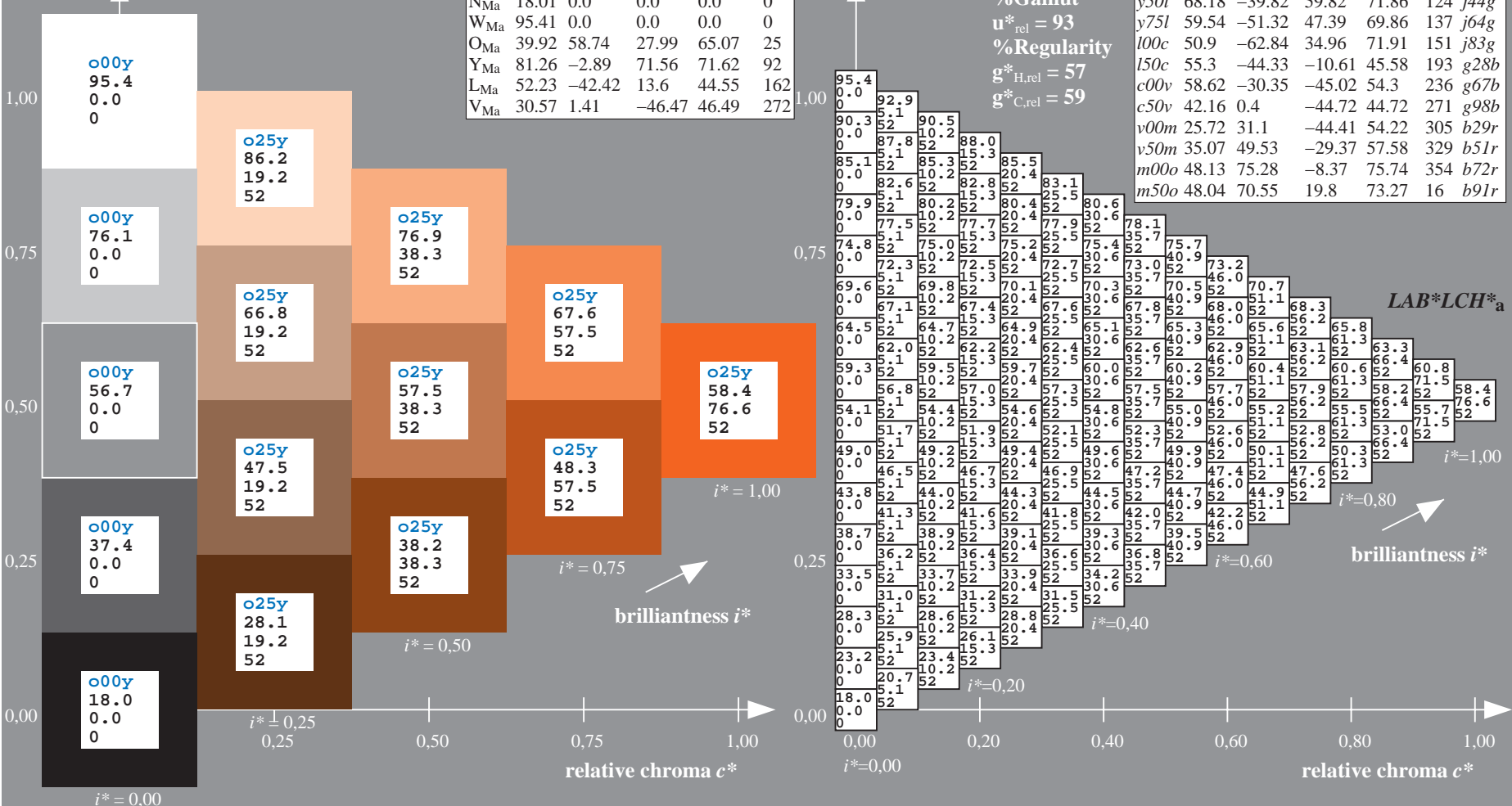
Data for maximum colour (Ma):

$LAB^*LAB^*_Ma$ : 58 47 61  
 $LAB^*LCH^*_Ma$ : 58 77 52  
 $lab^*olv^*_Ma$ : 1.0 0.25 0.0  
 $lab^*rgb^*_Ma$ : 1.0 0.4 0.0

triangle lightness  $t^*$

%Gamut  
 $u^*_{rel} = 93$   
 %Regularity  
 $g^*_{H,rel} = 57$   
 $g^*_{C,rel} = 59$

ORS18_95aM; adapted (a) CIELAB data							$u^*_d = o25y$	$LAB^*LCH^*_a$
	$u^*_d$	$L^*=L^*_a$	$a^*_a$	$b^*_a$	$C^*_{ab,a}$	$h^*_{ab,a}$	$u^*_e$	
o00y	47.94	65.39	50.52	82.63	38			r18j
o25y	58.38	46.78	60.66	76.6	52			r40j
o50y	67.98	29.66	69.99	76.02	67			r62j
o75y	78.09	11.63	79.82	80.66	82			r83j
y00l	90.37	-10.27	91.75	92.32	96			j06g
y25l	77.89	-26.88	73.8	78.54	110			j25g
y50l	68.18	-39.82	59.82	71.86	124			j44g
y75l	59.54	-51.32	47.39	69.86	137			j64g
l00c	50.9	-62.84	34.96	71.91	151			j83g
l50c	55.3	-44.33	-10.61	45.58	193			g28b
c00v	58.62	-30.35	-45.02	54.3	236			g67b
c50v	42.16	0.4	-44.72	44.72	271			g98b
v00m	25.72	31.1	-44.41	54.22	305			b29r
v50m	35.07	49.53	-29.37	57.58	329			b51r
m00o	48.13	75.28	-8.37	75.74	354			b72r
m50o	48.04	70.55	19.8	73.27	16			b91r

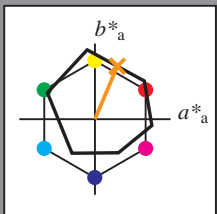


See for similar files: <http://www.ps.bam.de/Ee64/>; [www.ps.bam.de/Ee64/](http://www.ps.bam.de/Ee64/); [www.ps.bam.de/Ee64/](http://www.ps.bam.de/Ee64/)  
 Technical information: <http://www.ps.bam.de> Version 2.1, io=1,1, ColSPx=1

BAM registration: 20081001-Ee64/10L/L64E00NP.PS/.PDF BAM material: code=rh4ta  
 application for evaluation and measurement of printer or monitor systems

Input and output: Colorimetric Printer Reflective System ORS18\_95aM for relative CIELAB hue  $h^* = lab^*h^* = h_{ab}/360 = 0.186$   
 data for any colour:  
 $lab^*tch^*$  and  $lab^*icu^*$

Hue texts:  
 $u^*_d = o50y$   $u^*_e = r62j$   
 contrast reduction factor:  
 $c_R = 1.0$   
 triangle lightness  $t^*$



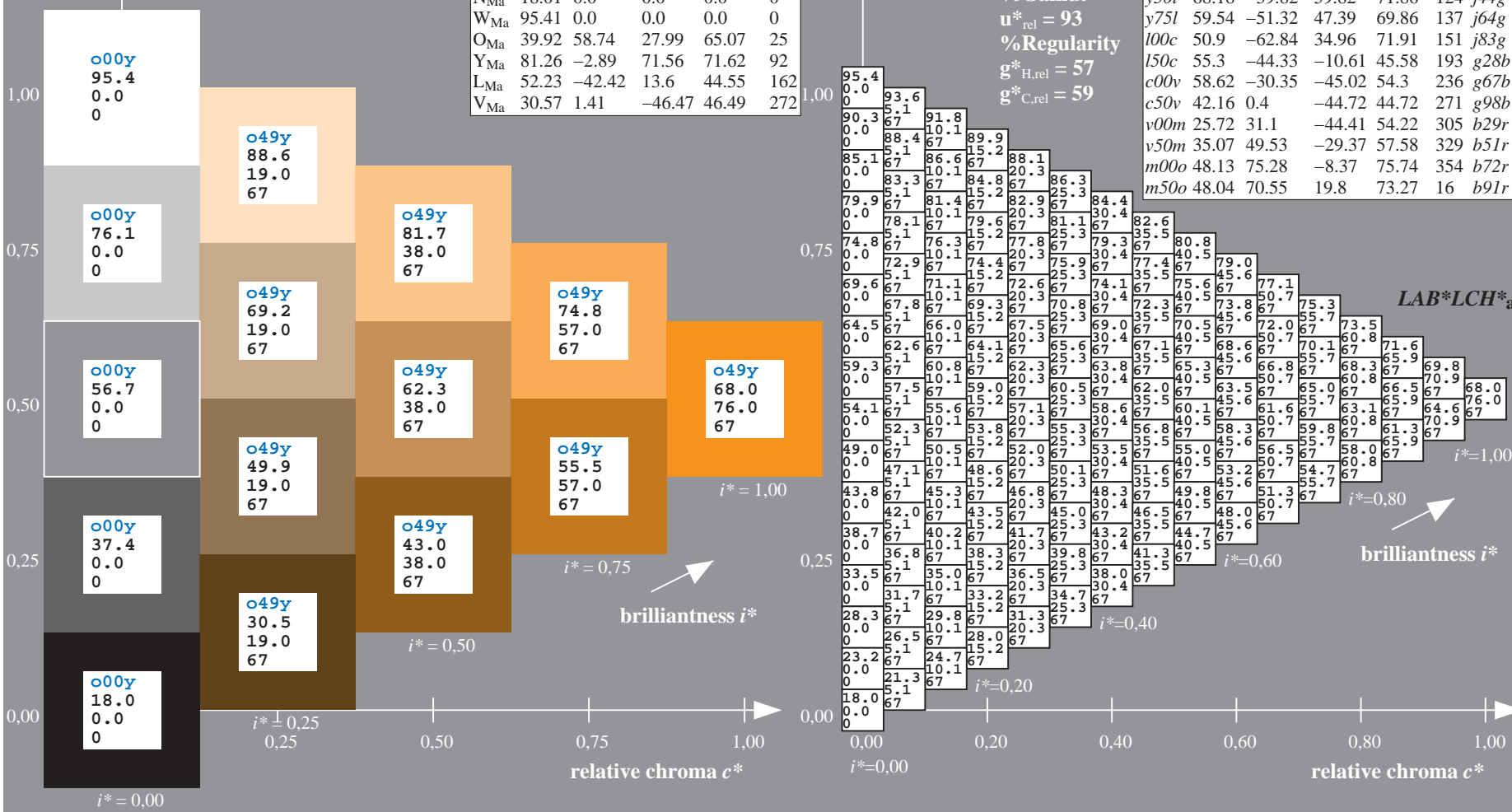
ORS18_95aM; adapted (a) CIELAB data						
$u^*_d$	$L^*=L^*_a$	$a^*_a$	$b^*_a$	$C^*_{ab,a}$	$h^*_{ab,a}$	
O <sub>Ma</sub>	47.94	65.39	50.52	82.63	38	
Y <sub>Ma</sub>	90.37	-10.27	91.75	92.32	96	
L <sub>Ma</sub>	50.9	-62.84	34.96	71.91	151	
C <sub>Ma</sub>	58.62	-30.35	-45.02	54.3	236	
V <sub>Ma</sub>	25.72	31.1	-44.41	54.22	305	
M <sub>Ma</sub>	48.13	75.28	-8.37	75.74	354	
N <sub>Ma</sub>	18.01	0.0	0.0	0.0	0	
W <sub>Ma</sub>	95.41	0.0	0.0	0.0	0	
O <sub>Ma</sub>	39.92	58.74	27.99	65.07	25	
Y <sub>Ma</sub>	81.26	-2.89	71.56	71.62	92	
L <sub>Ma</sub>	52.23	-42.42	13.6	44.55	162	
V <sub>Ma</sub>	30.57	1.41	-46.47	46.49	272	

Data for maximum colour (Ma):

$LAB^*LAB^*_Ma$ : 68 30 70  
 $LAB^*LCH^*_Ma$ : 68 76 67  
 $lab^*olv^*_Ma$ : 1.0 0.5 0.0  
 $lab^*rgb^*_Ma$ : 1.0 0.62 0.0

triangle lightness  $t^*$   
 %Gamut  
 $u^*_{rel} = 93$   
 %Regularity  
 $g^*_{H,rel} = 57$   
 $g^*_{C,rel} = 59$

ORS18_95aM; adapted (a) CIELAB data						
$u^*_d$	$L^*=L^*_a$	$a^*_a$	$b^*_a$	$C^*_{ab,a}$	$h^*_{ab,a}$	$u^*_e$
o00y	47.94	65.39	50.52	82.63	38	r18j
o25y	58.38	46.78	60.66	76.6	52	r40j
o50y	67.98	29.66	69.99	76.02	67	r62j
o75y	78.09	11.63	79.82	80.66	82	r83j
y00l	90.37	-10.27	91.75	92.32	96	j06g
y25l	77.89	-26.88	73.8	78.54	110	j25g
y50l	68.18	-39.82	59.82	71.86	124	j44g
y75l	59.54	-51.32	47.39	69.86	137	j64g
l00c	50.9	-62.84	34.96	71.91	151	j83g
l50c	55.3	-44.33	-10.61	45.58	193	g28b
c00v	58.62	-30.35	-45.02	54.3	236	g67b
c50v	42.16	0.4	-44.72	44.72	271	g98b
v00m	25.72	31.1	-44.41	54.22	305	b29r
v50m	35.07	49.53	-29.37	57.58	329	b51r
m00o	48.13	75.28	-8.37	75.74	354	b72r
m50o	48.04	70.55	19.8	73.27	16	b91r

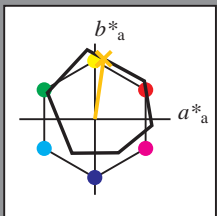


See for similar files: <http://www.ps.bam.de/Ee64/>; [www.ps.bam.de/Ee64/](http://www.ps.bam.de/Ee64/); [www.ps.bam.de/Ee64/](http://www.ps.bam.de/Ee64/)  
 Technical information: <http://www.ps.bam.de> Version 2.1, io=1,1, ColSpx=1

BAM registration: 20081001-Ee64/10L/L64E00NP.PS/.PDF BAM material: code=rh4ta  
 application for evaluation and measurement of printer or monitor systems

Input and output: Colorimetric Printer Reflective System ORS18\_95aM for relative CIELAB hue  $h^* = lab^*h^* = h_{ab}/360 = 0,227$   
 data for any colour:  
 $lab^*tch^*$  and  $lab^*icu^*$

Hue texts:  
 $u^*_d = 0,75y$   $u^*_e = r83j$   
 contrast reduction factor:  
 $c_R = 1,0$   
 triangle lightness  $t^*$



ORS18_95aM; adapted (a) CIELAB data						
	$u^*_d$	$L^*=L^*_a$	$a^*_a$	$b^*_a$	$C^*_{ab,a}$	$h^*_{ab,a}$
O <sub>Ma</sub>	47.94	65.39	50.52	82.63	38	
Y <sub>Ma</sub>	90.37	-10.27	91.75	92.32	96	
L <sub>Ma</sub>	50.9	-62.84	34.96	71.91	151	
C <sub>Ma</sub>	58.62	-30.35	-45.02	54.3	236	
V <sub>Ma</sub>	25.72	31.1	-44.41	54.22	305	
M <sub>Ma</sub>	48.13	75.28	-8.37	75.74	354	
N <sub>Ma</sub>	18.01	0.0	0.0	0.0	0	
W <sub>Ma</sub>	95.41	0.0	0.0	0.0	0	
O <sub>Ma</sub>	39.92	58.74	27.99	65.07	25	
Y <sub>Ma</sub>	81.26	-2.89	71.56	71.62	92	
L <sub>Ma</sub>	52.23	-42.42	13.6	44.55	162	
V <sub>Ma</sub>	30.57	1.41	-46.47	46.49	272	

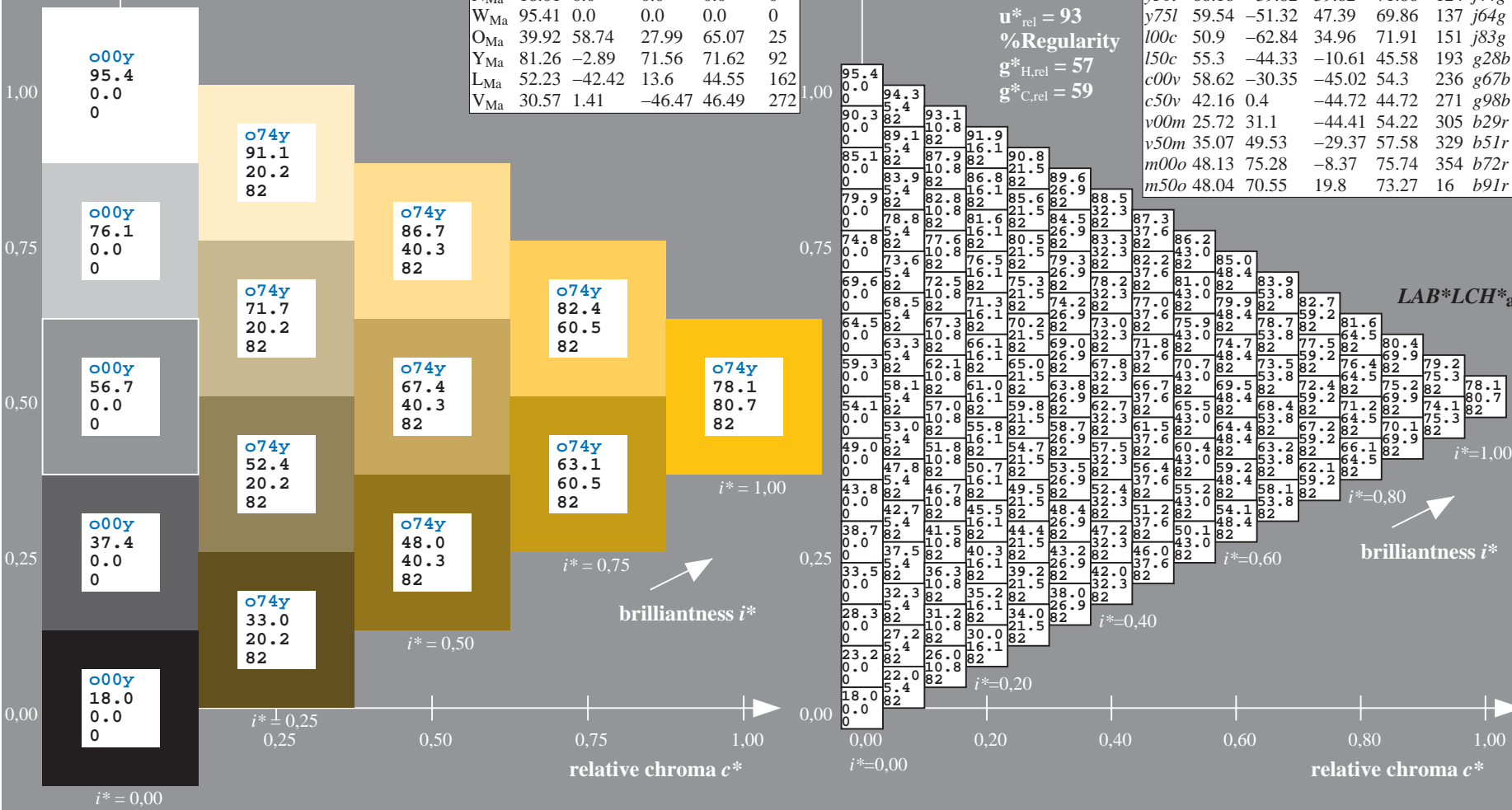
Data for maximum colour (Ma):

$LAB^*LAB^*_Ma$ : 78 12 80  
 $LAB^*LCH^*_Ma$ : 78 81 81  
 $lab^*olv^*_Ma$ : 1.0 0.75 0.0  
 $lab^*rgb^*_Ma$ : 1.0 0.84 0.0

triangle lightness  $t^*$

%Gamut  
 $u^*_{rel} = 93$   
 %Regularity  
 $g^*_{H,rel} = 57$   
 $g^*_{C,rel} = 59$

ORS18_95aM; adapted (a) CIELAB data							$u^*_d = 0,75y$	$LAB^*LCH^*_a$
	$u^*_d$	$L^*=L^*_a$	$a^*_a$	$b^*_a$	$C^*_{ab,a}$	$h^*_{ab,a}$	$u^*_e$	
o00y	47.94	65.39	50.52	82.63	38			r18j
o25y	58.38	46.78	60.66	76.6	52			r40j
o50y	67.98	29.66	69.99	76.02	67			r62j
o75y	78.09	11.63	79.82	80.66	82			r83j
y00l	90.37	-10.27	91.75	92.32	96			j06g
y25l	77.89	-26.88	73.8	78.54	110			j25g
y50l	68.18	-39.82	59.82	71.86	124			j44g
y75l	59.54	-51.32	47.39	69.86	137			j64g
l00c	50.9	-62.84	34.96	71.91	151			j83g
l50c	55.3	-44.33	-10.61	45.58	193			g28b
c00v	58.62	-30.35	-45.02	54.3	236			g67b
c50v	42.16	0.4	-44.72	44.72	271			g88b
v00m	25.72	31.1	-44.41	54.22	305			b29r
v50m	35.07	49.53	-29.37	57.58	329			b51r
m00o	48.13	75.28	-8.37	75.74	354			b72r
m50o	48.04	70.55	19.8	73.27	16			b91r

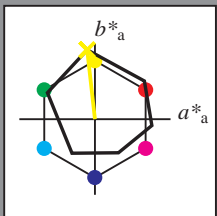


See for similar files: <http://www.ps.bam.de/Ee64/>; [www.ps.bam.de/Ee64/](http://www.ps.bam.de/Ee64/); [www.ps.bam.de/Ee64/](http://www.ps.bam.de/Ee64/)  
 Technical information: <http://www.ps.bam.de> Version 2.1, io=1,1, ColSPx=1

BAM registration: 20081001-Ee64/10L/L64E00NP.PS/.PDF BAM material: code=rhadata  
 application for evaluation and measurement of printer or monitor systems

Input and output: Colorimetric Printer Reflective System ORS18\_95aM for relative CIELAB hue  $h^* = lab^*h^* = h_{ab}^*/360 = 0.268$   
 data for any colour:  
 $lab^*tch^*$  and  $lab^*icu^*$

Hue texts:  
 $u^*_d = y00l$   $u^*_e = j06g$   
 contrast reduction factor:  
 $c_R = 1.0$   
 triangle lightness  $t^*$



ORS18_95aM; adapted (a) CIELAB data						
$u^*_d$	$L^*=L^*_a$	$a^*_a$	$b^*_a$	$C^*_{ab,a}$	$h^*_{ab,a}$	
O <sub>Ma</sub>	47.94	65.39	50.52	82.63	38	
Y <sub>Ma</sub>	90.37	-10.27	91.75	92.32	96	
L <sub>Ma</sub>	50.9	-62.84	34.96	71.91	151	
C <sub>Ma</sub>	58.62	-30.35	-45.02	54.3	236	
V <sub>Ma</sub>	25.72	31.1	-44.41	54.22	305	
M <sub>Ma</sub>	48.13	75.28	-8.37	75.74	354	
N <sub>Ma</sub>	18.01	0.0	0.0	0.0	0	
W <sub>Ma</sub>	95.41	0.0	0.0	0.0	0	
O <sub>Ma</sub>	39.92	58.74	27.99	65.07	25	
Y <sub>Ma</sub>	81.26	-2.89	71.56	71.62	92	
L <sub>Ma</sub>	52.23	-42.42	13.6	44.55	162	
V <sub>Ma</sub>	30.57	1.41	-46.47	46.49	272	

Data for maximum colour (Ma):

$LAB^*LAB^*_Ma$ : 90 -10 92

$LAB^*LCH^*_Ma$ : 90 92 96

$lab^*olv^*_Ma$ : 1.0 1.0 0.0

$lab^*rgb^*_Ma$ : 0.94 1.0 0.0

triangle lightness  $t^*$

%Gamut

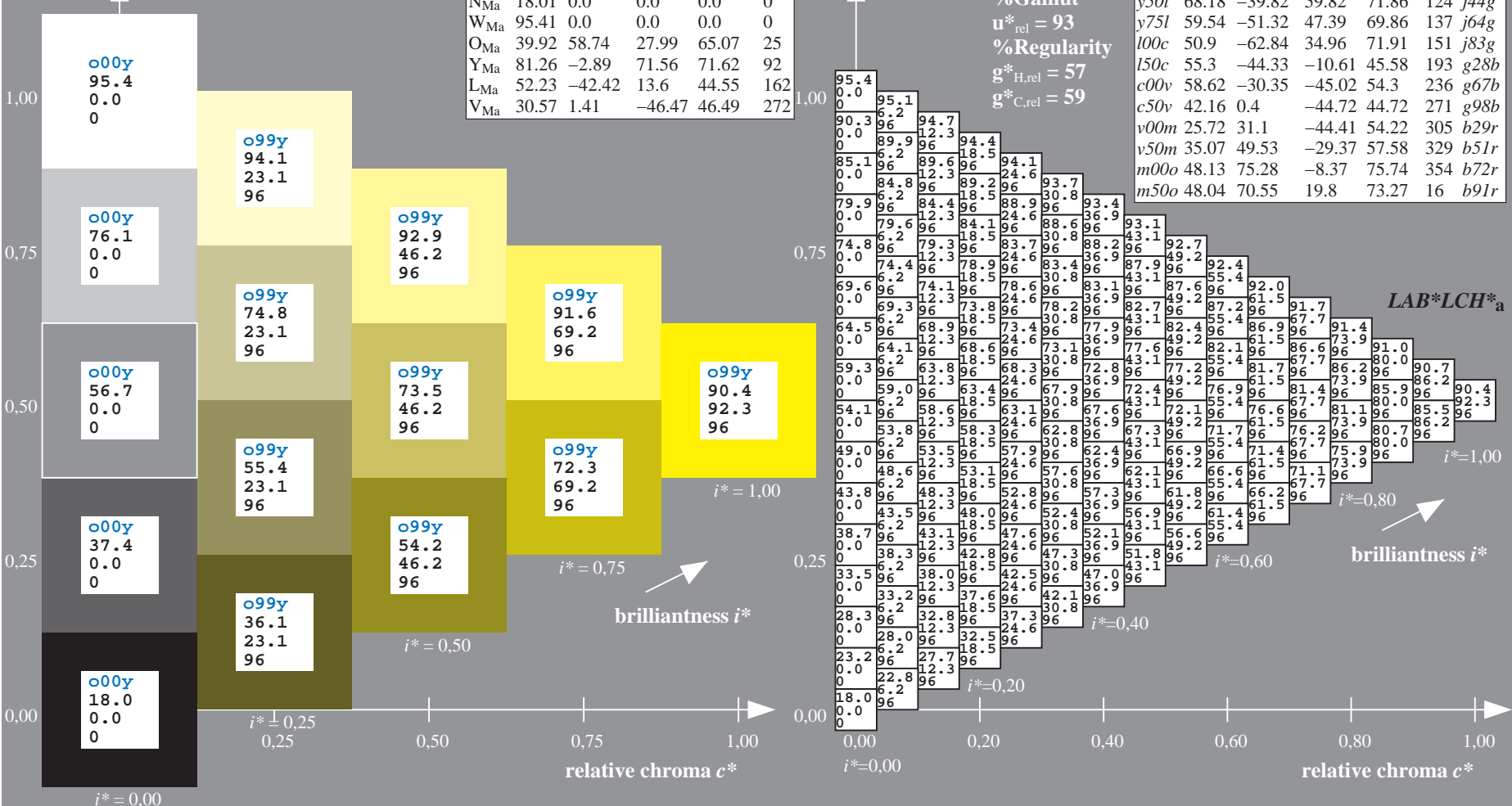
$u^*_{rel} = 93$

%Regularity

$g^*_{H,rel} = 57$

$g^*_{C,rel} = 59$

ORS18_95aM; adapted (a) CIELAB data						
$u^*_d$	$L^*=L^*_a$	$a^*_a$	$b^*_a$	$C^*_{ab,a}$	$h^*_{ab,a}$	$u^*_e$
o00y	47.94	65.39	50.52	82.63	38	r18j
o25y	58.38	46.78	60.66	76.6	52	r40j
o50y	67.98	29.66	69.99	76.02	67	r62j
o75y	78.09	11.63	79.82	80.66	82	r83j
y00l	90.37	-10.27	91.75	92.32	96	j06g
y25l	77.89	-26.88	73.8	78.54	110	j25g
y50l	68.18	-39.82	59.82	71.86	124	j44g
y75l	59.54	-51.32	47.39	69.86	137	j64g
l00c	50.9	-62.84	34.96	71.91	151	j83g
l50c	55.3	-44.33	-10.61	45.58	193	g28b
c00v	58.62	-30.35	-45.02	54.3	236	g67b
c50v	42.16	0.4	-44.72	44.72	271	g98b
v00m	25.72	31.1	-44.41	54.22	305	b29r
v50m	35.07	49.53	-29.37	57.58	329	b51r
m00o	48.13	75.28	-8.37	75.74	354	b72r
m50o	48.04	70.55	19.8	73.27	16	b91r



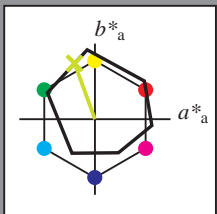
See for similar files: <http://www.ps.bam.de/Ee64/>; [www.ps.bam.de/Ee64/](http://www.ps.bam.de/Ee64/); [www.ps.bam.de/Ee64/](http://www.ps.bam.de/Ee64/)  
 Technical information: <http://www.ps.bam.de> Version 2.1, io=1,1, ColSPx=1

BAM registration: 20081001-Ee64/10L/L64E00NP.PS/.PDF BAM material: code=rh4ta  
 application for evaluation and measurement of printer or monitor systems



Input and output: Colorimetric Printer Reflective System ORS18\_95aM for relative CIELAB hue  $h^* = lab^*h^* = h_{ab}^*/360 = 0.306$   
 data for any colour:  
 $lab^*tch^*$  and  $lab^*icu^*$

Hue texts:  
 $u^*_d = y25l$   $u^*_e = j25g$   
 contrast reduction factor:  
 $c_R = 1.0$   
 triangle lightness  $t^*$



ORS18_95aM; adapted (a) CIELAB data						
	$u^*_d$	$L^*=L^*_a$	$a^*_a$	$b^*_a$	$C^*_{ab,a}$	$h^*_{ab,a}$
O <sub>Ma</sub>	47.94	65.39	50.52	82.63	38	
Y <sub>Ma</sub>	90.37	-10.27	91.75	92.32	96	
L <sub>Ma</sub>	50.9	-62.84	34.96	71.91	151	
C <sub>Ma</sub>	58.62	-30.35	-45.02	54.3	236	
V <sub>Ma</sub>	25.72	31.1	-44.41	54.22	305	
M <sub>Ma</sub>	48.13	75.28	-8.37	75.74	354	
N <sub>Ma</sub>	18.01	0.0	0.0	0.0	0	
W <sub>Ma</sub>	95.41	0.0	0.0	0.0	0	
O <sub>Ma</sub>	39.92	58.74	27.99	65.07	25	
Y <sub>Ma</sub>	81.26	-2.89	71.56	71.62	92	
L <sub>Ma</sub>	52.23	-42.42	13.6	44.55	162	
V <sub>Ma</sub>	30.57	1.41	-46.47	46.49	272	

Data for maximum colour (Ma):

$LAB^*LAB^*_{Ma}$ : 78 -27 74

$LAB^*LCH^*_{Ma}$ : 78 79 110

$lab^*olv^*_{Ma}$ : 0.75 1.0 0.0

$lab^*rgb^*_{Ma}$ : 0.75 1.0 0.0

triangle lightness  $t^*$

%Gamut

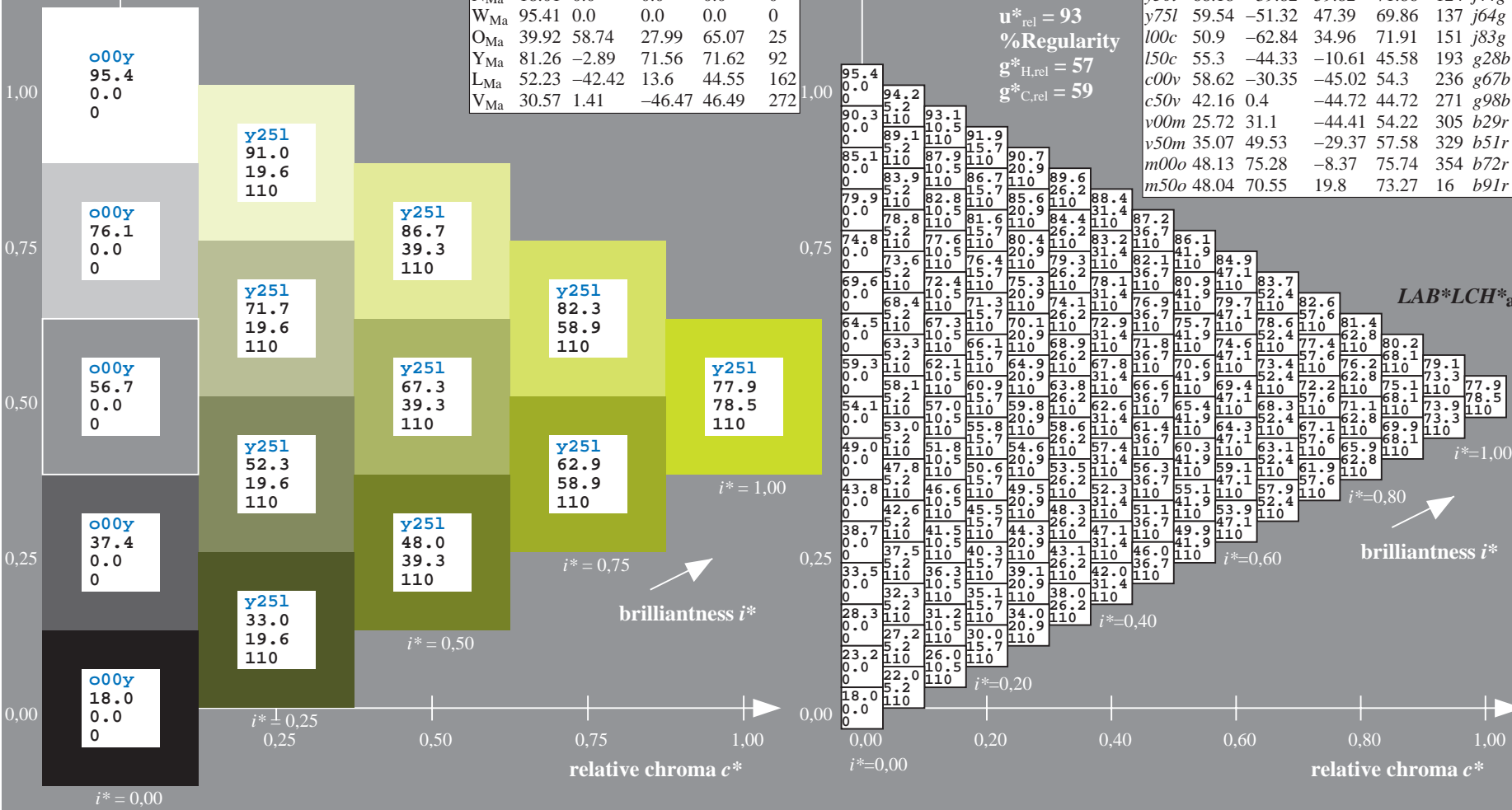
$u^*_{rel} = 93$

%Regularity

$g^*_{H,rel} = 57$

$g^*_{C,rel} = 59$

ORS18_95aM; adapted (a) CIELAB data							$u^*_d = y25l$	$LAB^*LCH^*_{Ma}$
	$u^*_d$	$L^*=L^*_a$	$a^*_a$	$b^*_a$	$C^*_{ab,a}$	$h^*_{ab,a}$	$u^*_e$	
o00y	47.94	65.39	50.52	82.63	38			r18j
o25y	58.38	46.78	60.66	76.6	52			r40j
o50y	67.98	29.66	69.99	76.02	67			r62j
o75y	78.09	11.63	79.82	80.66	82			r83j
y00l	90.37	-10.27	91.75	92.32	96			j06g
y25l	77.89	-26.88	73.8	78.54	110			j25g
y50l	68.18	-39.82	59.82	71.86	124			j44g
y75l	59.54	-51.32	47.39	69.86	137			j64g
l00c	50.9	-62.84	34.96	71.91	151			j83g
l50c	55.3	-44.33	-10.61	45.58	193			g28b
c00v	58.62	-30.35	-45.02	54.3	236			g67b
c50v	42.16	0.4	-44.72	44.72	271			g88b
v00m	25.72	31.1	-44.41	54.22	305			b29r
v50m	35.07	49.53	-29.37	57.58	329			b51r
m00o	48.13	75.28	-8.37	75.74	354			b72r
m50o	48.04	70.55	19.8	73.27	16			b91r

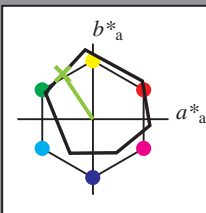


See for similar files: <http://www.ps.bam.de/Ee64/>; [www.ps.bam.de/Ee.HTM](http://www.ps.bam.de/Ee.HTM)  
 Technical information: <http://www.ps.bam.de> Version 2.1, io=1,1, ColSpX=1

BAM registration: 20081001-Ee64/10L/L64E00NP.PS/.PDF BAM material: code=rhadata  
 application for evaluation and measurement of printer or monitor systems

Input and output: Colorimetric Printer Reflective System ORS18\_95aM for relative CIELAB hue  $h^* = lab^*h^* = h_{ab}^*/360 = 0.343$   
 data for any colour:  
 $lab^*tch^*$  and  $lab^*icu^*$

Hue texts:  
 $u^*_d = y50l$   $u^*_e = j44g$   
 contrast reduction factor:  
 $c_R = 1.0$   
 triangle lightness  $t^*$



ORS18\_95aM; adapted (a) CIELAB data

	$u^*_d$	$L^*=L^*_a$	$a^*_a$	$b^*_a$	$C^*_{ab,a}$	$h^*_{ab,a}$
O <sub>Ma</sub>	47.94	65.39	50.52	82.63	38	
Y <sub>Ma</sub>	90.37	-10.27	91.75	92.32	96	
L <sub>Ma</sub>	50.9	-62.84	34.96	71.91	151	
C <sub>Ma</sub>	58.62	-30.35	-45.02	54.3	236	
V <sub>Ma</sub>	25.72	31.1	-44.41	54.22	305	
M <sub>Ma</sub>	48.13	75.28	-8.37	75.74	354	
N <sub>Ma</sub>	18.01	0.0	0.0	0.0	0	
W <sub>Ma</sub>	95.41	0.0	0.0	0.0	0	
O <sub>Ma</sub>	39.92	58.74	27.99	65.07	25	
Y <sub>Ma</sub>	81.26	-2.89	71.56	71.62	92	
L <sub>Ma</sub>	52.23	-42.42	13.6	44.55	162	
V <sub>Ma</sub>	30.57	1.41	-46.47	46.49	272	

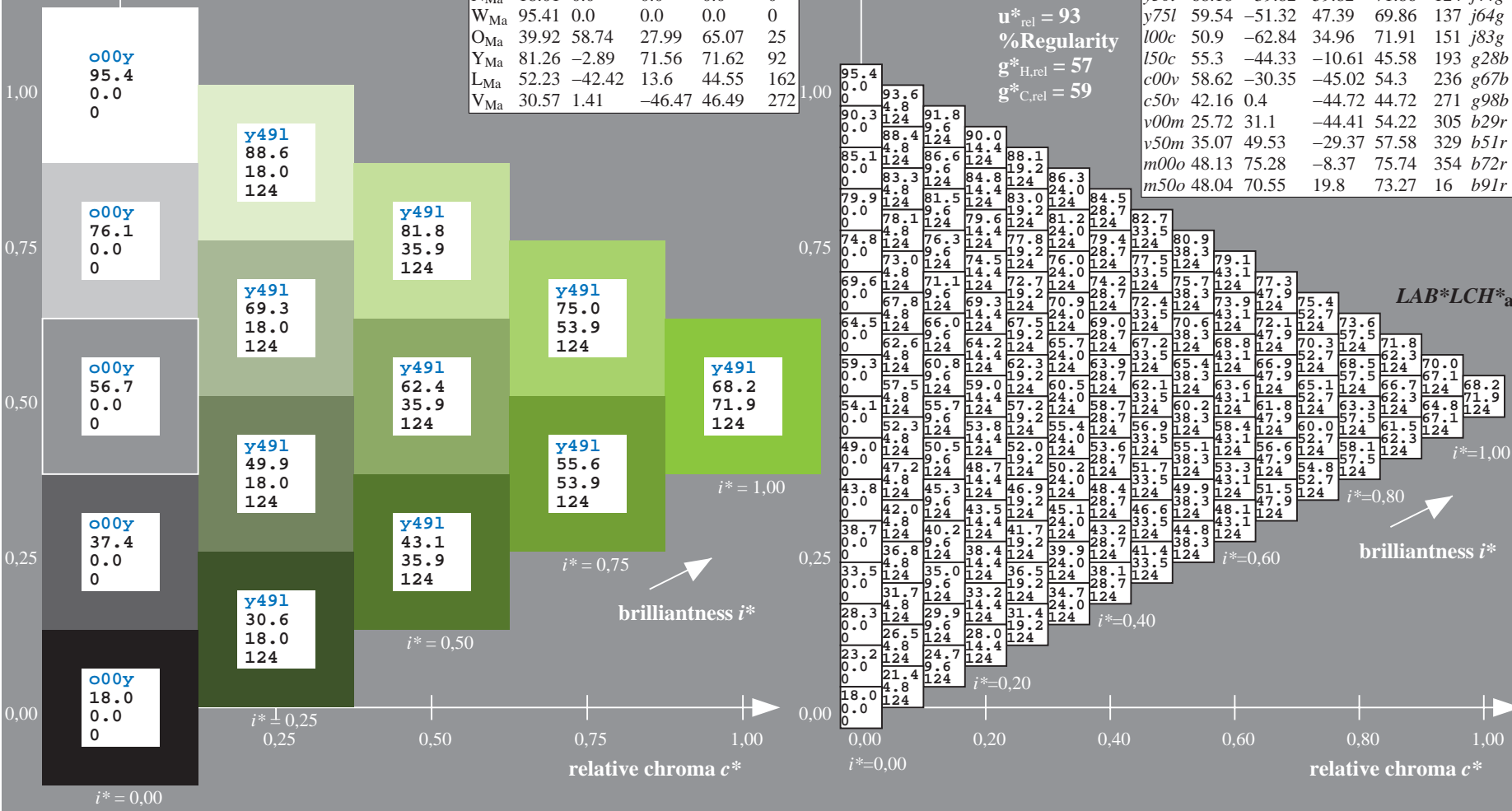
Data for maximum colour (Ma):

$LAB^*LAB^*_Ma$ : 68 -40 60  
 $LAB^*LCH^*_Ma$ : 68 72 123  
 $lab^*olv^*_Ma$ : 0.5 1.0 0.0  
 $lab^*rgb^*_Ma$ : 0.55 1.0 0.0

ORS18\_95aM; adapted (a) CIELAB data

	$u^*_d$	$L^*=L^*_a$	$a^*_a$	$b^*_a$	$C^*_{ab,a}$	$h^*_{ab,a}$	$u^*_e$
o00y	47.94	65.39	50.52	82.63	38		r18j
o25y	58.38	46.78	60.66	76.6	52		r40j
o50y	67.98	29.66	69.99	76.02	67		r62j
o75y	78.09	11.63	79.82	80.66	82		r83j
y00l	90.37	-10.27	91.75	92.32	96		j06g
y25l	77.89	-26.88	73.8	78.54	110		j25g
y50l	68.18	-39.82	59.82	71.86	124		j44g
y75l	59.54	-51.32	47.39	69.86	137		j64g
l00c	50.9	-62.84	34.96	71.91	151		j83g
l50c	55.3	-44.33	-10.61	45.58	193		g28b
c00v	58.62	-30.35	-45.02	54.3	236		g67b
c50v	42.16	0.4	-44.72	44.72	271		g98b
v00m	25.72	31.1	-44.41	54.22	305		b29r
v50m	35.07	49.53	-29.37	57.58	329		b51r
m00o	48.13	75.28	-8.37	75.74	354		b72r
m50o	48.04	70.55	19.8	73.27	16		b91r

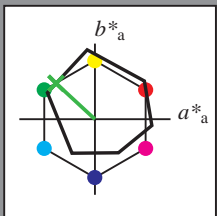
triangle lightness  $t^*$   
 %Gamut  
 $u^*_{rel} = 93$   
 %Regularity  
 $g^*_{H,rel} = 57$   
 $g^*_{C,rel} = 59$



BAM registration: 20081001-Ee64/10L/L64E00NP.PS/.PDF  
 application for evaluation and measurement of printer or monitor systems  
 BAM material: code=rhadata

Input and output: Colorimetric Printer Reflective System ORS18\_95aM for relative CIELAB hue  $h^* = lab^*h^* = h_{ab}^*/360 = 0.381$   
 data for any colour:

$lab^*tch^*$  and  $lab^*icu^*$   
 Hue texts:  
 $u^*_d = y75l$   $u^*_e = j64g$   
 contrast reduction factor:  
 $c_R = 1.0$   
 triangle lightness  $t^*$



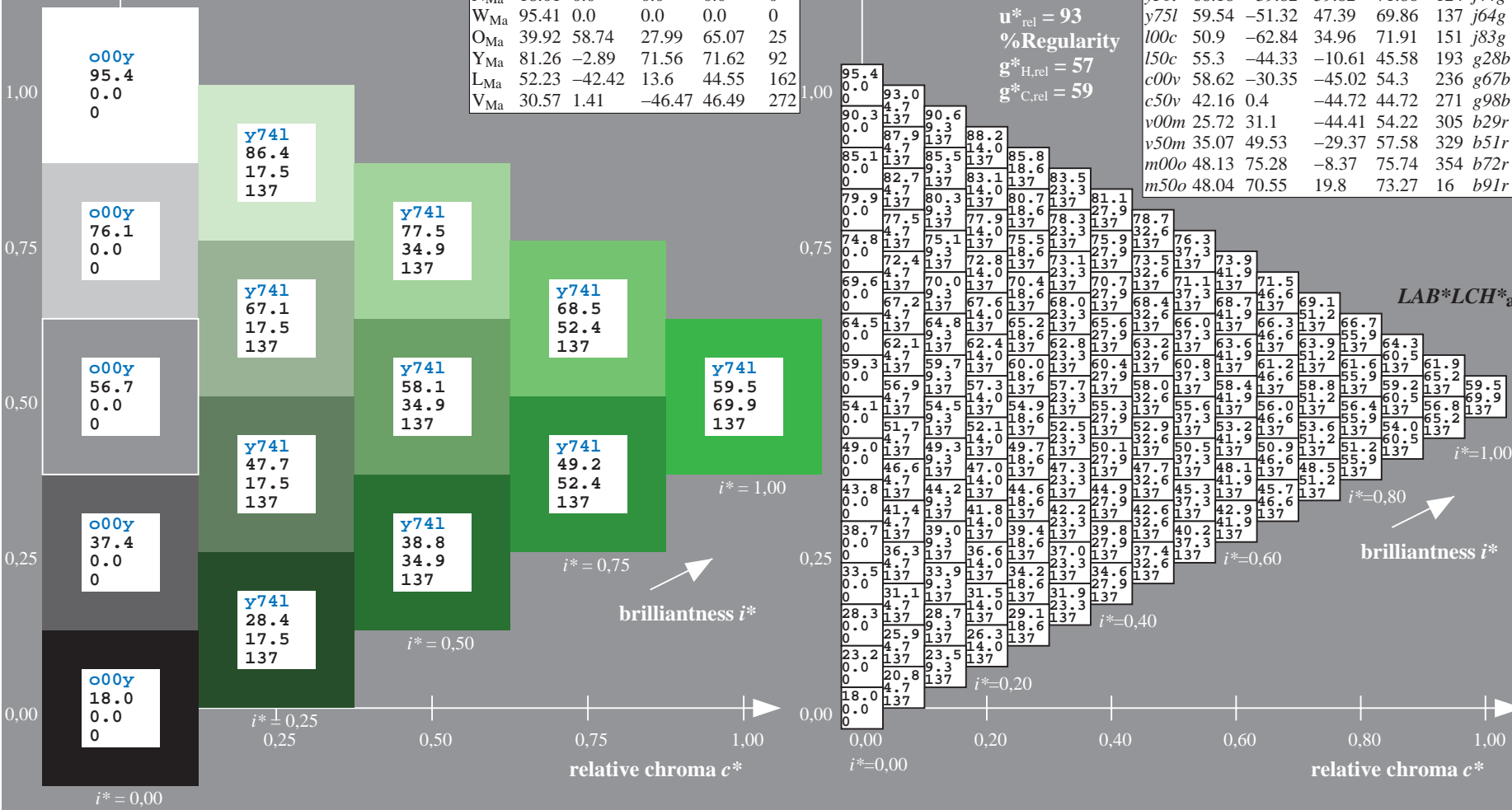
ORS18_95aM; adapted (a) CIELAB data						
	$u^*_d$	$L^*=L^*_a$	$a^*_a$	$b^*_a$	$C^*_{ab,a}$	$h^*_{ab,a}$
O <sub>Ma</sub>	47.94	65.39	50.52	82.63	38	
Y <sub>Ma</sub>	90.37	-10.27	91.75	92.32	96	
L <sub>Ma</sub>	50.9	-62.84	34.96	71.91	151	
C <sub>Ma</sub>	58.62	-30.35	-45.02	54.3	236	
V <sub>Ma</sub>	25.72	31.1	-44.41	54.22	305	
M <sub>Ma</sub>	48.13	75.28	-8.37	75.74	354	
N <sub>Ma</sub>	18.01	0.0	0.0	0.0	0	
W <sub>Ma</sub>	95.41	0.0	0.0	0.0	0	
O <sub>Ma</sub>	39.92	58.74	27.99	65.07	25	
Y <sub>Ma</sub>	81.26	-2.89	71.56	71.62	92	
L <sub>Ma</sub>	52.23	-42.42	13.6	44.55	162	
V <sub>Ma</sub>	30.57	1.41	-46.47	46.49	272	

Data for maximum colour (Ma):

$LAB^*LAB^*_{Ma}$ : 60 -51 47  
 $LAB^*LCH^*_{Ma}$ : 60 70 137  
 $lab^*olv^*_{Ma}$ : 0.25 1.0 0.0  
 $lab^*rgb^*_{Ma}$ : 0.36 1.0 0.0

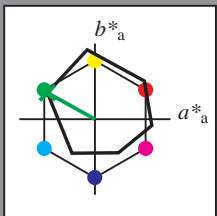
ORS18_95aM; adapted (a) CIELAB data							
	$u^*_d$	$L^*=L^*_a$	$a^*_a$	$b^*_a$	$C^*_{ab,a}$	$h^*_{ab,a}$	$u^*_e$
o00y	47.94	65.39	50.52	82.63	38		r18j
o25y	58.38	46.78	60.66	76.6	52		r40j
o50y	67.98	29.66	69.99	76.02	67		r62j
o75y	78.09	11.63	79.82	80.66	82		r83j
y00l	90.37	-10.27	91.75	92.32	96		j06g
y25l	77.89	-26.88	73.8	78.54	110		j25g
y50l	68.18	-39.82	59.82	71.86	124		j44g
y75l	59.54	-51.32	47.39	69.86	137		j64g
l00c	50.9	-62.84	34.96	71.91	151		j83g
l50c	55.3	-44.33	-10.61	45.58	193		g28b
c00v	58.62	-30.35	-45.02	54.3	236		g67b
c50v	42.16	0.4	-44.72	44.72	271		g98b
v00m	25.72	31.1	-44.41	54.22	305		b29r
v50m	35.07	49.53	-29.37	57.58	329		b51r
m00o	48.13	75.28	-8.37	75.74	354		b72r
m50o	48.04	70.55	19.8	73.27	16		b91r

triangle lightness  $t^*$   
 %Gamut  
 $u^*_{rel} = 93$   
 %Regularity  
 $g^*_{H,rel} = 57$   
 $g^*_{C,rel} = 59$



Input and output: Colorimetric Printer Reflective System ORS18\_95aM for relative CIELAB hue  $h^* = lab^*h^* = h_{ab}^*/360 = 0.419$   
 data for any colour:

$lab^*tch^*$  and  $lab^*icu^*$   
 Hue texts:  
 $u^*_d = 100c$   $u^*_e = j83g$   
 contrast reduction factor:  
 $c_R = 1.0$   
 triangle lightness  $t^*$



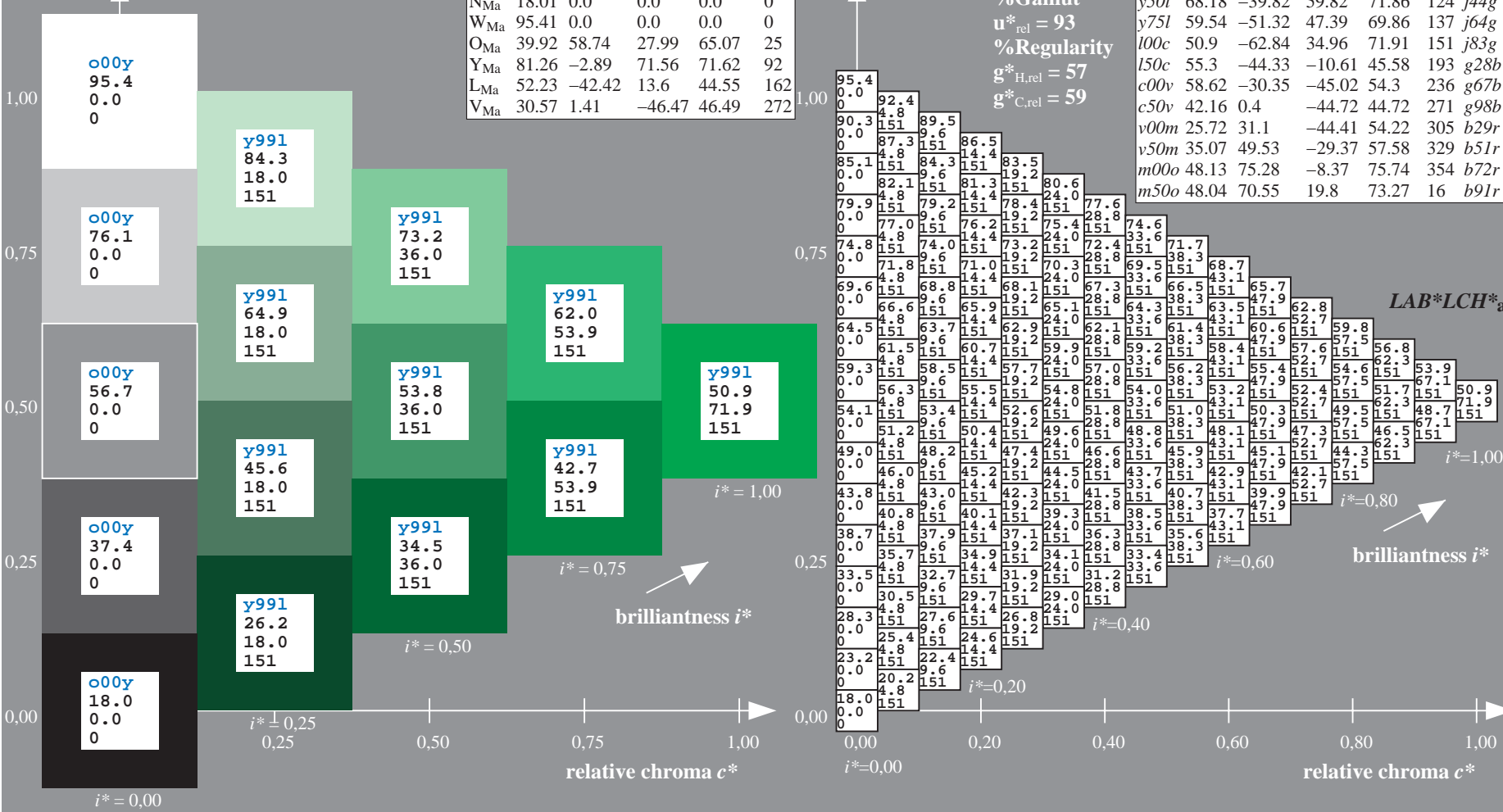
ORS18_95aM; adapted (a) CIELAB data						
$u^*_d$	$L^*=L^*_a$	$a^*_a$	$b^*_a$	$C^*_{ab,a}$	$h^*_{ab,a}$	
O <sub>Ma</sub>	47.94	65.39	50.52	82.63	38	
Y <sub>Ma</sub>	90.37	-10.27	91.75	92.32	96	
L <sub>Ma</sub>	50.9	-62.84	34.96	71.91	151	
C <sub>Ma</sub>	58.62	-30.35	-45.02	54.3	236	
V <sub>Ma</sub>	25.72	31.1	-44.41	54.22	305	
M <sub>Ma</sub>	48.13	75.28	-8.37	75.74	354	
N <sub>Ma</sub>	18.01	0.0	0.0	0.0	0	
W <sub>Ma</sub>	95.41	0.0	0.0	0.0	0	
O <sub>Ma</sub>	39.92	58.74	27.99	65.07	25	
Y <sub>Ma</sub>	81.26	-2.89	71.56	71.62	92	
L <sub>Ma</sub>	52.23	-42.42	13.6	44.55	162	
V <sub>Ma</sub>	30.57	1.41	-46.47	46.49	272	

Data for maximum colour (Ma):

$LAB^*LAB^*_Ma$ : 51 -63 35  
 $LAB^*LCH^*_Ma$ : 51 72 150  
 $lab^*olv^*_Ma$ : 0.0 1.0 0.0  
 $lab^*rgb^*_Ma$ : 0.16 1.0 0.0

triangle lightness  $t^*$   
 %Gamut  
 $u^*_{rel} = 93$   
 %Regularity  
 $g^*_{H,rel} = 57$   
 $g^*_{C,rel} = 59$

ORS18_95aM; adapted (a) CIELAB data							$u^*_d = 100c$	$LAB^*LCH^*_a$
$u^*_d$	$L^*=L^*_a$	$a^*_a$	$b^*_a$	$C^*_{ab,a}$	$h^*_{ab,a}$	$u^*_e$		
o00y	47.94	65.39	50.52	82.63	38	r18j		
o25y	58.38	46.78	60.66	76.6	52	r40j		
o50y	67.98	29.66	69.99	76.02	67	r62j		
o75y	78.09	11.63	79.82	80.66	82	r83j		
y00l	90.37	-10.27	91.75	92.32	96	j06g		
y25l	77.89	-26.88	73.8	78.54	110	j25g		
y50l	68.18	-39.82	59.82	71.86	124	j44g		
y75l	59.54	-51.32	47.39	69.86	137	j64g		
100c	50.9	-62.84	34.96	71.91	151	j83g		
l50c	55.3	-44.33	-10.61	45.58	193	g28b		
c00v	58.62	-30.35	-45.02	54.3	236	g67b		
c50v	42.16	0.4	-44.72	44.72	271	g98b		
v00m	25.72	31.1	-44.41	54.22	305	b29r		
v50m	35.07	49.53	-29.37	57.58	329	b51r		
m00o	48.13	75.28	-8.37	75.74	354	b72r		
m50o	48.04	70.55	19.8	73.27	16	b91r		

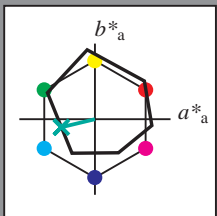


See for similar files: <http://www.ps.bam.de/Ee64/>; [www.ps.bam.de/Ee64/](http://www.ps.bam.de/Ee64/); [www.ps.bam.de/Ee64/](http://www.ps.bam.de/Ee64/)  
 Technical information: <http://www.ps.bam.de> Version 2.1, io=1,1, ColSpx=1

BAM registration: 20081001-Ee64/10L/L64E00NP.PS/.PDF BAM material: code=rhadata  
 application for evaluation and measurement of printer or monitor systems

Input and output: Colorimetric Printer Reflective System ORS18\_95aM for relative CIELAB hue  $h^* = lab^*h^* = h_{ab}^*/360 = 0.537$   
 data for any colour:

$lab^*tch^*$  and  $lab^*icu^*$   
 Hue texts:  
 $u^*_d = 150c$   $u^*_e = g28b$   
 contrast reduction factor:  
 $c_R = 1.0$   
 triangle lightness  $t^*$



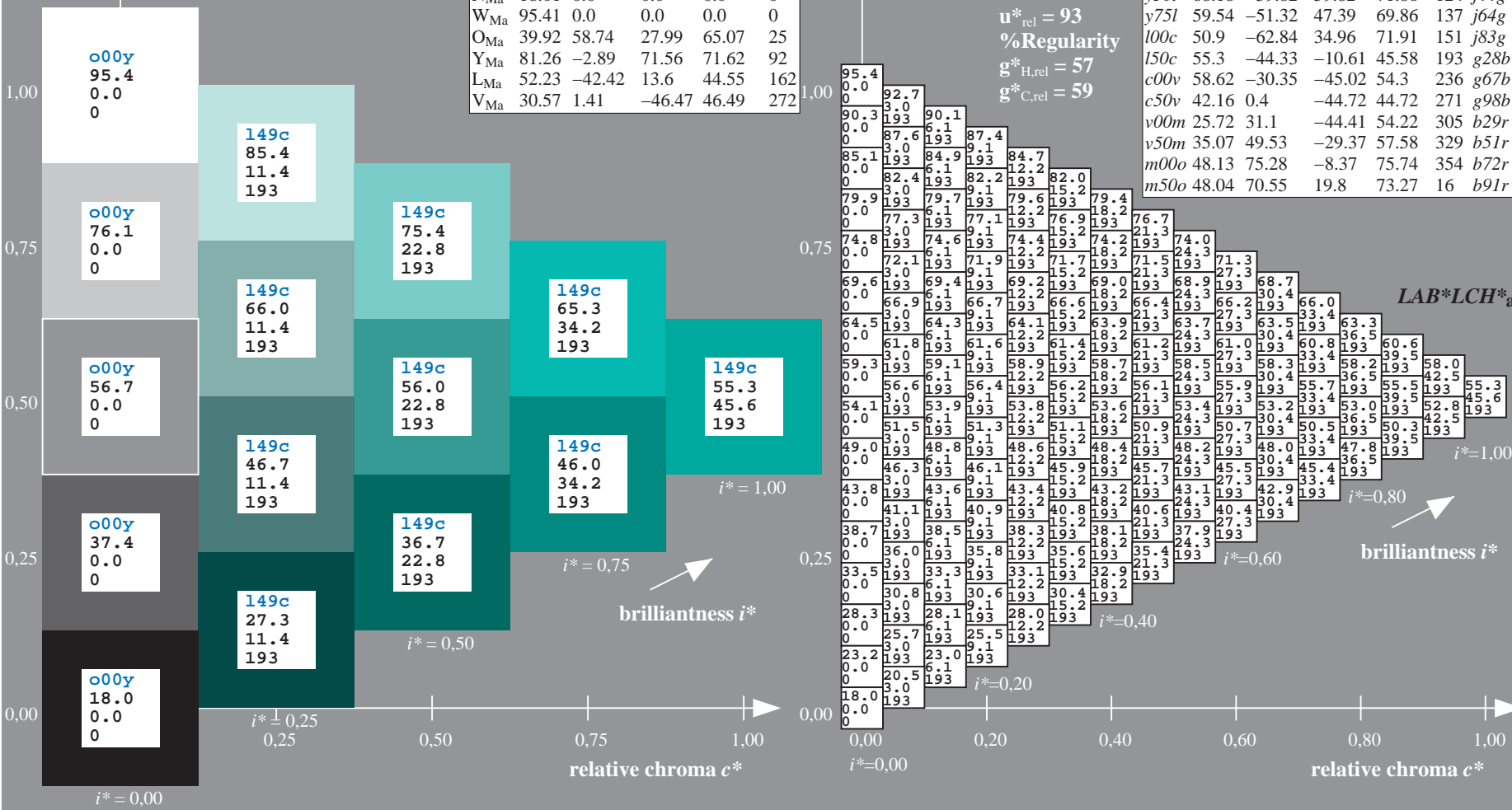
ORS18_95aM; adapted (a) CIELAB data						
	$u^*_d$	$L^*=L^*_a$	$a^*_a$	$b^*_a$	$C^*_{ab,a}$	$h^*_{ab,a}$
O <sub>Ma</sub>	47.94	65.39	50.52	82.63	38	
Y <sub>Ma</sub>	90.37	-10.27	91.75	92.32	96	
L <sub>Ma</sub>	50.9	-62.84	34.96	71.91	151	
C <sub>Ma</sub>	58.62	-30.35	-45.02	54.3	236	
V <sub>Ma</sub>	25.72	31.1	-44.41	54.22	305	
M <sub>Ma</sub>	48.13	75.28	-8.37	75.74	354	
N <sub>Ma</sub>	18.01	0.0	0.0	0.0	0	
W <sub>Ma</sub>	95.41	0.0	0.0	0.0	0	
O <sub>Ma</sub>	39.92	58.74	27.99	65.07	25	
Y <sub>Ma</sub>	81.26	-2.89	71.56	71.62	92	
L <sub>Ma</sub>	52.23	-42.42	13.6	44.55	162	
V <sub>Ma</sub>	30.57	1.41	-46.47	46.49	272	

Data for maximum colour (Ma):

$LAB^*LAB^*_Ma$ : 55 -44 -11  
 $LAB^*LCH^*_Ma$ : 55 46 193  
 $lab^*olv^*_Ma$ : 0.0 1.0 0.5  
 $lab^*rgb^*_Ma$ : 0.0 1.0 0.57  
 triangle lightness  $t^*$

%Gamut  
 $u^*_{rel} = 93$   
 %Regularity  
 $g^*_{H,rel} = 57$   
 $g^*_{C,rel} = 59$

ORS18_95aM; adapted (a) CIELAB data							$u^*_d = 150c$	$LAB^*LCH^*_a$
	$u^*_d$	$L^*=L^*_a$	$a^*_a$	$b^*_a$	$C^*_{ab,a}$	$h^*_{ab,a}$	$u^*_e$	
o00y	47.94	65.39	50.52	82.63	38			r18j
o25y	58.38	46.78	60.66	76.6	62			r40j
o50y	67.98	29.66	69.99	76.02	67			r62j
o75y	78.09	11.63	79.82	80.66	82			r83j
y00l	90.37	-10.27	91.75	92.32	96			j06g
y25l	77.89	-26.88	73.8	78.54	110			j25g
y50l	68.18	-39.82	59.82	71.86	124			j44g
y75l	59.54	-51.32	47.39	69.86	137			j64g
l00c	50.9	-62.84	34.96	71.91	151			j83g
l50c	55.3	-44.33	-10.61	45.58	193			g28b
c00v	58.62	-30.35	-45.02	54.3	236			g67b
c50v	42.16	0.4	-44.72	44.72	271			g98b
v00m	25.72	31.1	-44.41	54.22	305			b29r
v50m	35.07	49.53	-29.37	57.58	329			b51r
m00o	48.13	75.28	-8.37	75.74	354			b72r
m50o	48.04	70.55	19.8	73.27	16			b91r

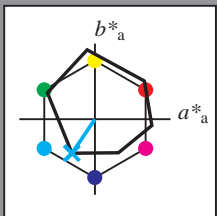


See for similar files: <http://www.ps.bam.de/Ee64/>; [www.ps.bam.de/Ee64/](http://www.ps.bam.de/Ee64/); [www.ps.bam.de/Ee64/](http://www.ps.bam.de/Ee64/)  
 Technical information: <http://www.ps.bam.de> Version 2.1, io=1,1, ColSpx=1

BAM registration: 20081001-Ee64/10L/L64E00NP.PS/.PDF BAM material: code=rhadata  
 application for evaluation and measurement of printer or monitor systems

Input and output: Colorimetric Printer Reflective System ORS18\_95aM for relative CIELAB hue  $h^* = lab^*h^* = h_{ab}^*/360 = 0.656$   
 data for any colour:  
 $lab^*tch^*$  and  $lab^*icu^*$

Hue texts:  
 $u^*_d = c00v$   $u^*_e = g67b$   
 contrast reduction factor:  
 $c_R = 1.0$   
 triangle lightness  $t^*$



ORS18\_95aM; adapted (a) CIELAB data

$u^*_d$	$L^*=L^*_a$	$a^*_a$	$b^*_a$	$C^*_{ab,a}$	$h^*_{ab,a}$
O <sub>Ma</sub>	47.94	65.39	50.52	82.63	38
Y <sub>Ma</sub>	90.37	-10.27	91.75	92.32	96
L <sub>Ma</sub>	50.9	-62.84	34.96	71.91	151
C <sub>Ma</sub>	58.62	-30.35	-45.02	54.3	236
V <sub>Ma</sub>	25.72	31.1	-44.41	54.22	305
M <sub>Ma</sub>	48.13	75.28	-8.37	75.74	354
N <sub>Ma</sub>	18.01	0.0	0.0	0.0	0
W <sub>Ma</sub>	95.41	0.0	0.0	0.0	0
O <sub>Ma</sub>	39.92	58.74	27.99	65.07	25
Y <sub>Ma</sub>	81.26	-2.89	71.56	71.62	92
L <sub>Ma</sub>	52.23	-42.42	13.6	44.55	162
V <sub>Ma</sub>	30.57	1.41	-46.47	46.49	272

Data for maximum colour (Ma):

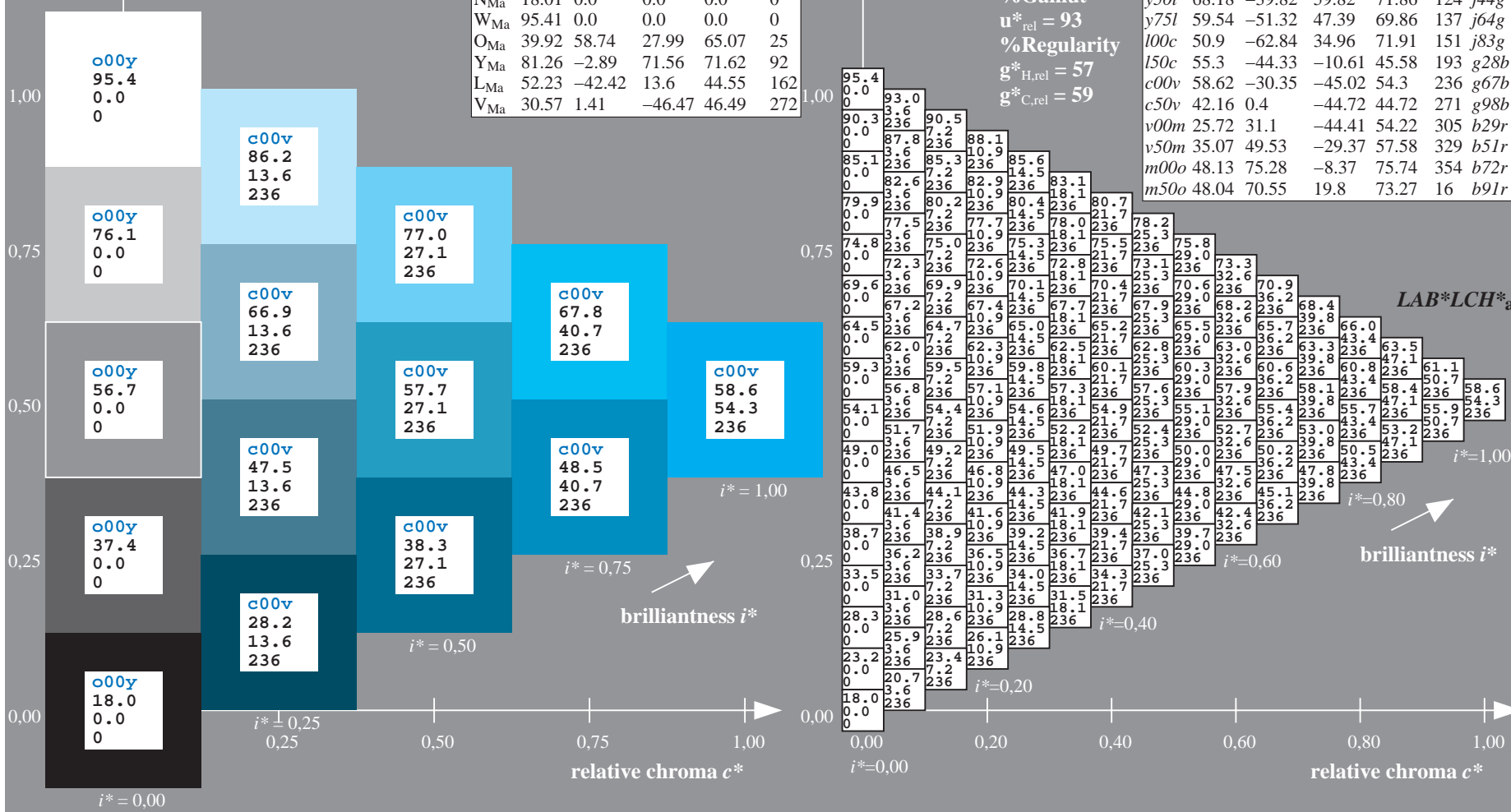
$LAB^*LAB^*_Ma$ : 59 -30 -45  
 $LAB^*LCH^*_Ma$ : 59 54 236  
 $lab^*olv^*_Ma$ : 0.0 1.0 1.0  
 $lab^*rgb^*_Ma$ : 0.0 0.65 1.0

triangle lightness  $t^*$

%Gamut  
 $u^*_{rel} = 93$   
 %Regularity  
 $g^*_{H,rel} = 57$   
 $g^*_{C,rel} = 59$

ORS18\_95aM; adapted (a) CIELAB data

$u^*_d$	$L^*=L^*_a$	$a^*_a$	$b^*_a$	$C^*_{ab,a}$	$h^*_{ab,a}$	$u^*_e$
o00y	47.94	65.39	50.52	82.63	38	r18j
o25y	58.38	46.78	60.66	76.6	62	r40j
o50y	67.98	29.66	69.99	76.02	67	r62j
o75y	78.09	11.63	79.82	80.66	82	r83j
y00l	90.37	-10.27	91.75	92.32	96	j06g
y25l	77.89	-26.88	73.8	78.54	110	j25g
y50l	68.18	-39.82	59.82	71.86	124	j44g
y75l	59.54	-51.32	47.39	69.86	137	j64g
l00c	50.9	-62.84	34.96	71.91	151	j83g
l50c	55.3	-44.33	-10.61	45.58	193	g28b
c00v	58.62	-30.35	-45.02	54.3	236	g67b
c50v	42.16	0.4	-44.72	44.72	271	g98b
v00m	25.72	31.1	-44.41	54.22	305	b29r
v50m	35.07	49.53	-29.37	57.58	329	b51r
m00o	48.13	75.28	-8.37	75.74	354	b72r
m50o	48.04	70.55	19.8	73.27	16	b91r

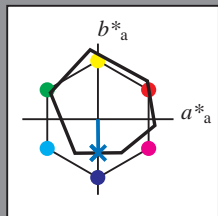


See for similar files: <http://www.ps.bam.de/Ee64/>; [www.ps.bam.de/Ee64/](http://www.ps.bam.de/Ee64/); [www.ps.bam.de/Ee64/](http://www.ps.bam.de/Ee64/)  
 Technical information: <http://www.ps.bam.de> Version 2.1, io=1,1, ColSPX=1

BAM registration: 20081001-Ee64/10L/L64E00NP.PS/.PDF BAM material: code=rhadata  
 application for evaluation and measurement of printer or monitor systems

Input and output: Colorimetric Printer Reflective System ORS18\_95aM for relative CIELAB hue  $h^* = lab^*h^* = h_{ab}/360 = 0.751$   
 data for any colour:

$lab^*tch^*$  and  $lab^*icu^*$   
 Hue texts:  
 $u^*_d = c50v$   $u^*_e = g98b$   
 contrast reduction factor:  
 $c_R = 1.0$   
 triangle lightness  $t^*$



ORS18\_95aM; adapted (a) CIELAB data

$u^*_d$	$L^*=L^*_a$	$a^*_a$	$b^*_a$	$C^*_{ab,a}$	$h^*_{ab,a}$
O <sub>Ma</sub>	47.94	65.39	50.52	82.63	38
Y <sub>Ma</sub>	90.37	-10.27	91.75	92.32	96
L <sub>Ma</sub>	50.9	-62.84	34.96	71.91	151
C <sub>Ma</sub>	58.62	-30.35	-45.02	54.3	236
V <sub>Ma</sub>	25.72	31.1	-44.41	54.22	305
M <sub>Ma</sub>	48.13	75.28	-8.37	75.74	354
N <sub>Ma</sub>	18.01	0.0	0.0	0.0	0
W <sub>Ma</sub>	95.41	0.0	0.0	0.0	0
O <sub>Ma</sub>	39.92	58.74	27.99	65.07	25
Y <sub>Ma</sub>	81.26	-2.89	71.56	71.62	92
L <sub>Ma</sub>	52.23	-42.42	13.6	44.55	162
V <sub>Ma</sub>	30.57	1.41	-46.47	46.49	272

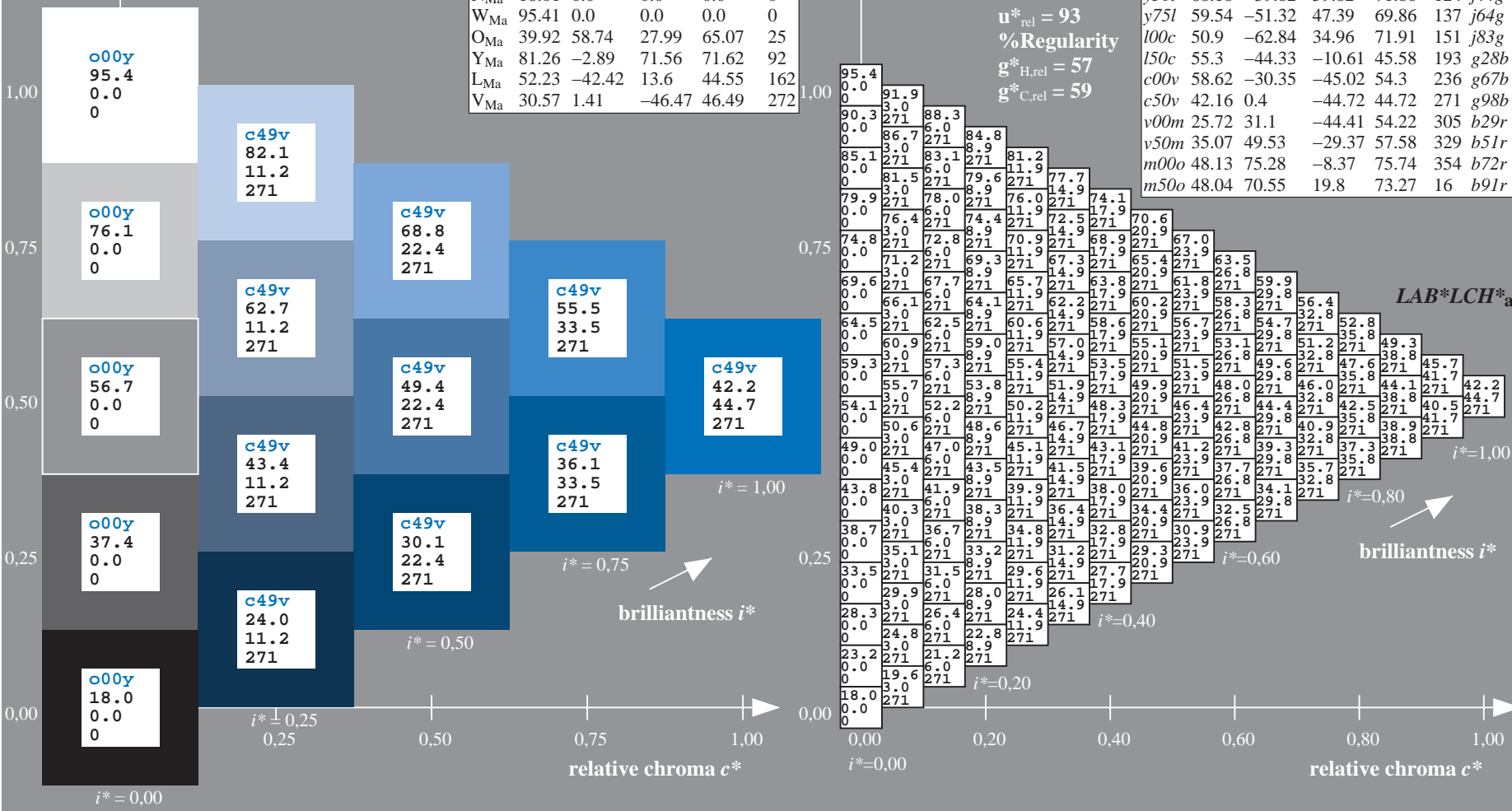
Data for maximum colour (Ma):

$LAB^*LAB^*_{Ma}$ : 42 0 -45  
 $LAB^*LCH^*_{Ma}$ : 42 45 270  
 $lab^*olv^*_{Ma}$ : 0.0 0.5 1.0  
 $lab^*rgb^*_{Ma}$ : 0.0 0.02 1.0

ORS18\_95aM; adapted (a) CIELAB data

$u^*_d$	$L^*=L^*_a$	$a^*_a$	$b^*_a$	$C^*_{ab,a}$	$h^*_{ab,a}$	$u^*_e$
o00y	47.94	65.39	50.52	82.63	38	r18j
o25y	58.38	46.78	60.66	76.6	62	r40j
o50y	67.98	29.66	69.99	76.02	67	r62j
o75y	78.09	11.63	79.82	80.66	82	r83j
y00l	90.37	-10.27	91.75	92.32	96	j06g
y25l	77.89	-26.88	73.8	78.54	110	j25g
y50l	68.18	-39.82	59.82	71.86	124	j44g
y75l	59.54	-51.32	47.39	69.86	137	j64g
l00c	50.9	-62.84	34.96	71.91	151	j83g
l50c	55.3	-44.33	-10.61	45.58	193	g28b
c00v	58.62	-30.35	-45.02	54.3	236	g67b
c50v	42.16	0.4	-44.72	44.72	271	g98b
v00m	25.72	31.1	-44.41	54.22	305	b29r
v50m	35.07	49.53	-29.37	57.58	329	b51r
m00o	48.13	75.28	-8.37	75.74	354	b72r
m50o	48.04	70.55	19.8	73.27	16	b91r

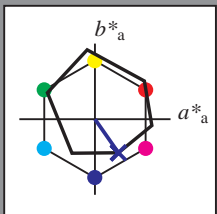
triangle lightness  $t^*$   
 %Gamut  
 $u^*_{rel} = 93$   
 %Regularity  
 $g^*_{H,rel} = 57$   
 $g^*_{C,rel} = 59$



BAM registration: 20081001-Ee64/10L/L64E00NP.PS/.PDF  
 application for evaluation and measurement of printer or monitor systems  
 BAM material: code=rhadata

Input and output: Colorimetric Printer Reflective System ORS18\_95aM for relative CIELAB hue  $h^* = lab^*h^* = h_{ab}^*/360 = 0.847$   
 data for any colour:  
 $lab^*tch^*$  and  $lab^*icu^*$

Hue texts:  
 $u^*_d = v00m$   $u^*_e = b29r$   
 contrast reduction factor:  
 $c_R = 1.0$   
 triangle lightness  $t^*$



ORS18_95aM; adapted (a) CIELAB data						
$u^*_d$	$L^*=L^*_a$	$a^*_a$	$b^*_a$	$C^*_{ab,a}$	$h^*_{ab,a}$	
O <sub>Ma</sub>	47.94	65.39	50.52	82.63	38	
Y <sub>Ma</sub>	90.37	-10.27	91.75	92.32	96	
L <sub>Ma</sub>	50.9	-62.84	34.96	71.91	151	
C <sub>Ma</sub>	58.62	-30.35	-45.02	54.3	236	
V <sub>Ma</sub>	25.72	31.1	-44.41	54.22	305	
M <sub>Ma</sub>	48.13	75.28	-8.37	75.74	354	
N <sub>Ma</sub>	18.01	0.0	0.0	0.0	0	
W <sub>Ma</sub>	95.41	0.0	0.0	0.0	0	
O <sub>Ma</sub>	39.92	58.74	27.99	65.07	25	
Y <sub>Ma</sub>	81.26	-2.89	71.56	71.62	92	
L <sub>Ma</sub>	52.23	-42.42	13.6	44.55	162	
V <sub>Ma</sub>	30.57	1.41	-46.47	46.49	272	

Data for maximum colour (Ma):

$LAB^*LAB^*_Ma$ : 26 31 -44

$LAB^*LCH^*_Ma$ : 26 54 305

$lab^*olv^*_Ma$ : 0.0 0.0 1.0

$lab^*rgb^*_Ma$ : 0.58 0.0 1.0

triangle lightness  $t^*$

%Gamut

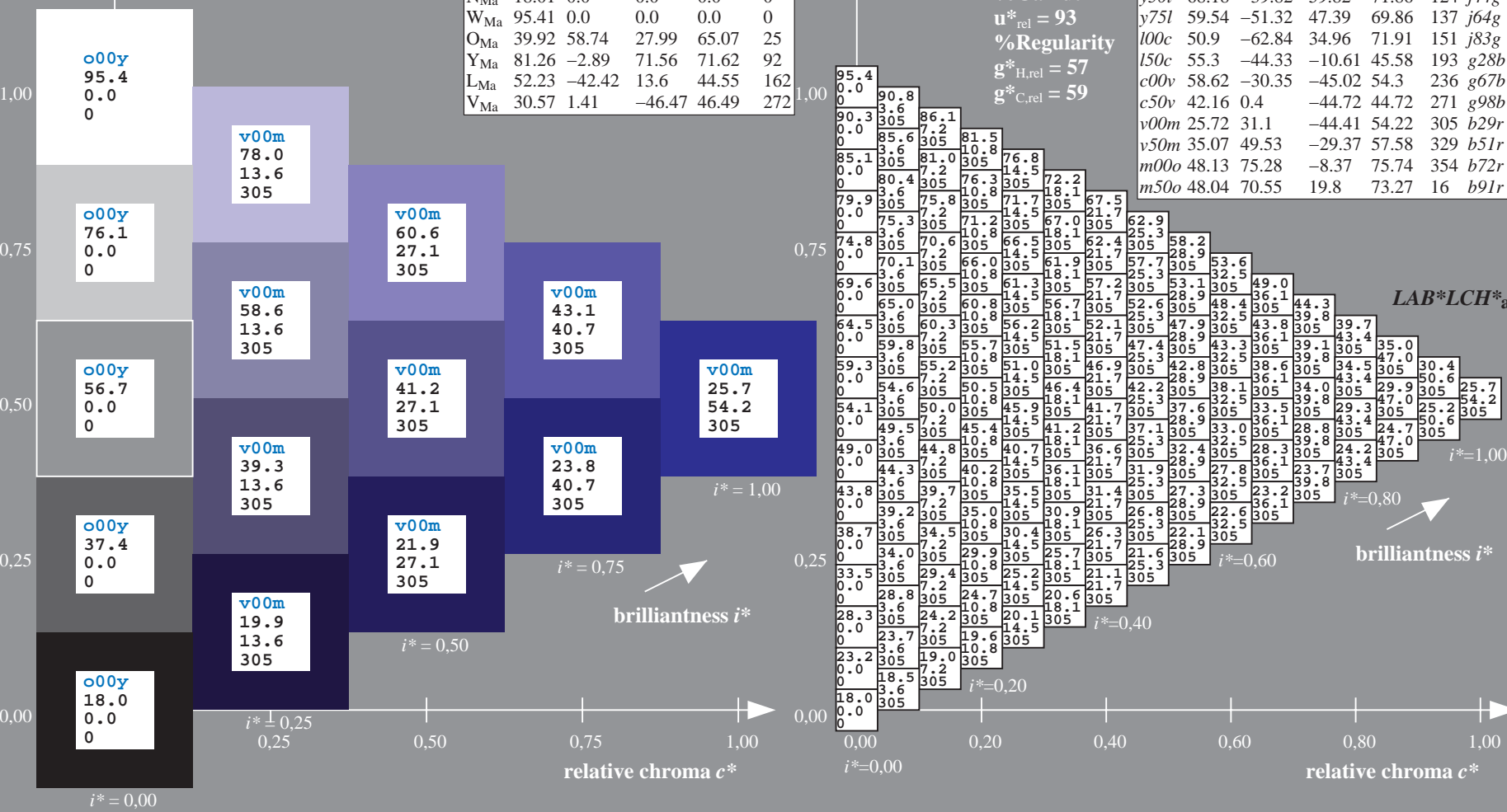
$u^*_{rel} = 93$

%Regularity

$g^*_{H,rel} = 57$

$g^*_{C,rel} = 59$

ORS18_95aM; adapted (a) CIELAB data							$u^*_d = v00m$
$u^*_d$	$L^*=L^*_a$	$a^*_a$	$b^*_a$	$C^*_{ab,a}$	$h^*_{ab,a}$	$u^*_e$	
o00y	47.94	65.39	50.52	82.63	38	r18j	
o25y	58.38	46.78	60.66	76.6	52	r40j	
o50y	67.98	29.66	69.99	76.02	67	r62j	
o75y	78.09	11.63	79.82	80.66	82	r83j	
y00l	90.37	-10.27	91.75	92.32	96	j06g	
y25l	77.89	-26.88	73.8	78.54	110	j25g	
y50l	68.18	-39.82	59.82	71.86	124	j44g	
y75l	59.54	-51.32	47.39	69.86	137	j64g	
l00c	50.9	-62.84	34.96	71.91	151	j83g	
l50c	55.3	-44.33	-10.61	45.58	193	g28b	
c00v	58.62	-30.35	-45.02	54.3	236	g67b	
c50v	42.16	0.4	-44.72	44.72	271	g98b	
v00m	25.72	31.1	-44.41	54.22	305	b29r	
v50m	35.07	49.53	-29.37	57.58	329	b51r	
m00o	48.13	75.28	-8.37	75.74	354	b72r	
m50o	48.04	70.55	19.8	73.27	16	b91r	



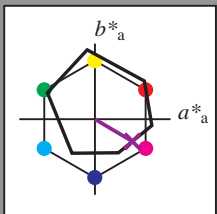
See for similar files: <http://www.ps.bam.de/Ee64/>; [www.ps.bam.de/Ee64/](http://www.ps.bam.de/Ee64/); [www.ps.bam.de/Ee64/](http://www.ps.bam.de/Ee64/)  
 Technical information: <http://www.ps.bam.de> Version 2.1, io=1,1, ColSpx=1

BAM registration: 20081001-Ee64/10L/L64E00NP.PS/.PDF BAM material: code=rhadata  
 application for evaluation and measurement of printer or monitor systems



Input and output: Colorimetric Printer Reflective System ORS18\_95aM for relative CIELAB hue  $h^* = lab^*h^* = h_{ab}/360 = 0.915$   
 data for any colour:  
 $lab^*tch^*$  and  $lab^*icu^*$

Hue texts:  
 $u^*_d = v50m$   $u^*_e = b51r$   
 contrast reduction factor:  
 $c_R = 1.0$   
 triangle lightness  $t^*$



ORS18_95aM; adapted (a) CIELAB data						
$u^*_d$	$L^*=L^*_a$	$a^*_a$	$b^*_a$	$C^*_{ab,a}$	$h^*_{ab,a}$	
O <sub>Ma</sub>	47.94	65.39	50.52	82.63	38	
Y <sub>Ma</sub>	90.37	-10.27	91.75	92.32	96	
L <sub>Ma</sub>	50.9	-62.84	34.96	71.91	151	
C <sub>Ma</sub>	58.62	-30.35	-45.02	54.3	236	
V <sub>Ma</sub>	25.72	31.1	-44.41	54.22	305	
M <sub>Ma</sub>	48.13	75.28	-8.37	75.74	354	
N <sub>Ma</sub>	18.01	0.0	0.0	0.0	0	
W <sub>Ma</sub>	95.41	0.0	0.0	0.0	0	
O <sub>Ma</sub>	39.92	58.74	27.99	65.07	25	
Y <sub>Ma</sub>	81.26	-2.89	71.56	71.62	92	
L <sub>Ma</sub>	52.23	-42.42	13.6	44.55	162	
V <sub>Ma</sub>	30.57	1.41	-46.47	46.49	272	

Data for maximum colour (Ma):

$LAB^*LAB^*_{Ma}$ : 35 50 -29

$LAB^*LCH^*_{Ma}$ : 35 58 329

$lab^*olv^*_{Ma}$ : 0.5 0.0 1.0

$lab^*rgb^*_{Ma}$ : 1.0 0.0 0.99

triangle lightness  $t^*$

%Gamut

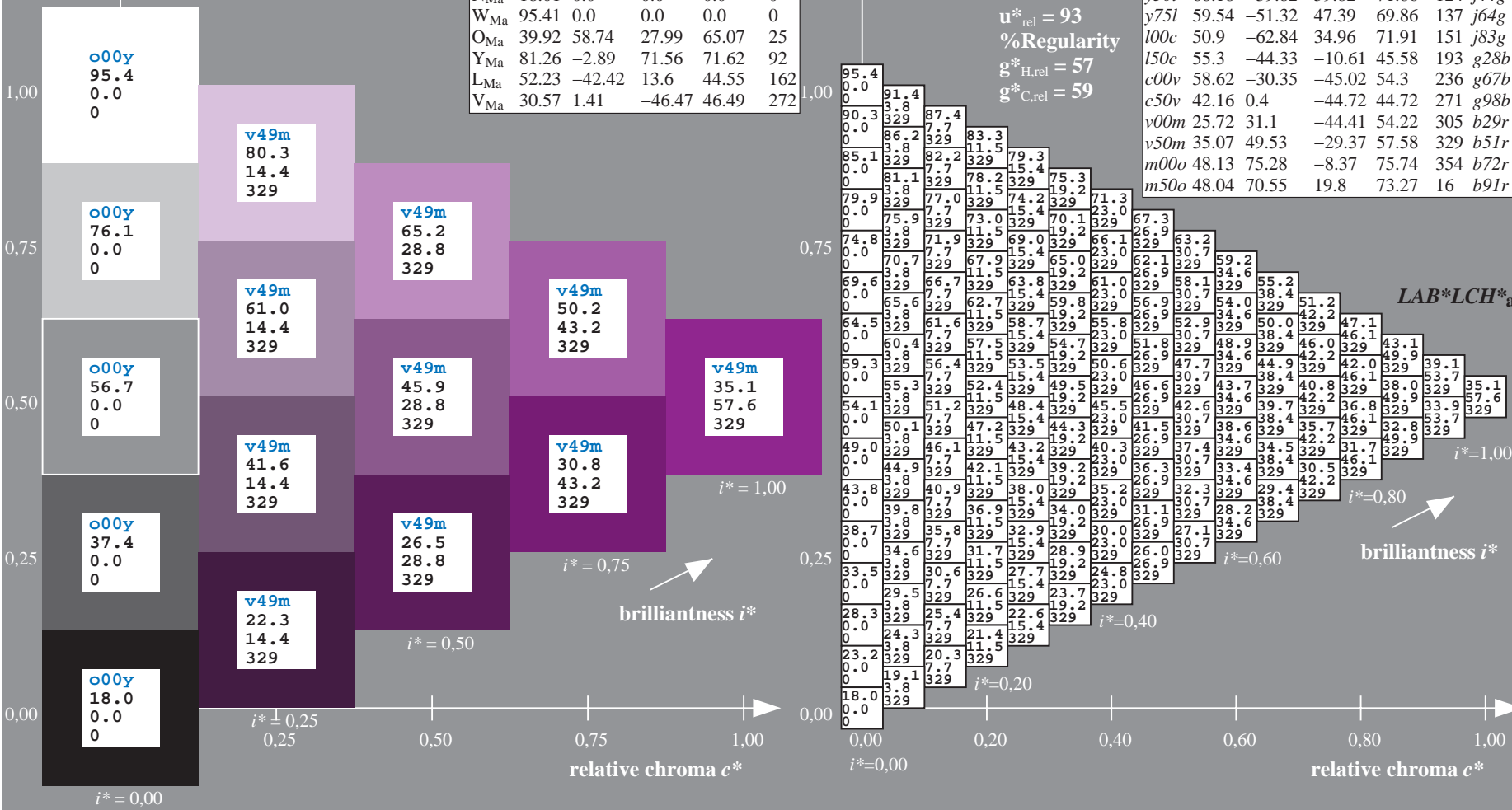
$u^*_{rel} = 93$

%Regularity

$g^*_{H,rel} = 57$

$g^*_{C,rel} = 59$

ORS18_95aM; adapted (a) CIELAB data						
$u^*_d$	$L^*=L^*_a$	$a^*_a$	$b^*_a$	$C^*_{ab,a}$	$h^*_{ab,a}$	$u^*_e$
o00y	47.94	65.39	50.52	82.63	38	r18j
o25y	58.38	46.78	60.66	76.6	52	r40j
o50y	67.98	29.66	69.99	76.02	67	r62j
o75y	78.09	11.63	79.82	80.66	82	r83j
y00l	90.37	-10.27	91.75	92.32	96	j06g
y25l	77.89	-26.88	73.8	78.54	110	j25g
y50l	68.18	-39.82	59.82	71.86	124	j44g
y75l	59.54	-51.32	47.39	69.86	137	j64g
l00c	50.9	-62.84	34.96	71.91	151	j83g
l50c	55.3	-44.33	-10.61	45.58	193	g28b
c00v	58.62	-30.35	-45.02	54.3	236	g67b
c50v	42.16	0.4	-44.72	44.72	271	g98b
v00m	25.72	31.1	-44.41	54.22	305	b29r
v50m	35.07	49.53	-29.37	57.58	329	b51r
m00o	48.13	75.28	-8.37	75.74	354	b72r
m50o	48.04	70.55	19.8	73.27	16	b91r

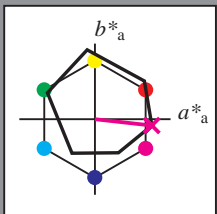


See for similar files: <http://www.ps.bam.de/Ee64/>; [www.ps.bam.de/Ee64/](http://www.ps.bam.de/Ee64/); [www.ps.bam.de/Ee64/](http://www.ps.bam.de/Ee64/)  
 Technical information: <http://www.ps.bam.de> Version 2.1, io=1,1, ColSpx=1

BAM registration: 20081001-Ee64/10L/L64E00NP.PS/.PDF BAM material: code=rh4ta  
 application for evaluation and measurement of printer or monitor systems

Input and output: Colorimetric Printer Reflective System ORS18\_95aM for relative CIELAB hue  $h^* = lab^*h^* = h_{ab}^*/360 = 0.982$   
 data for any colour:

$lab^*tch^*$  and  $lab^*icu^*$   
 Hue texts:  
 $u^*_d = m00o$   $u^*_e = b72r$   
 contrast reduction factor:  
 $c_R = 1.0$   
 triangle lightness  $t^*$



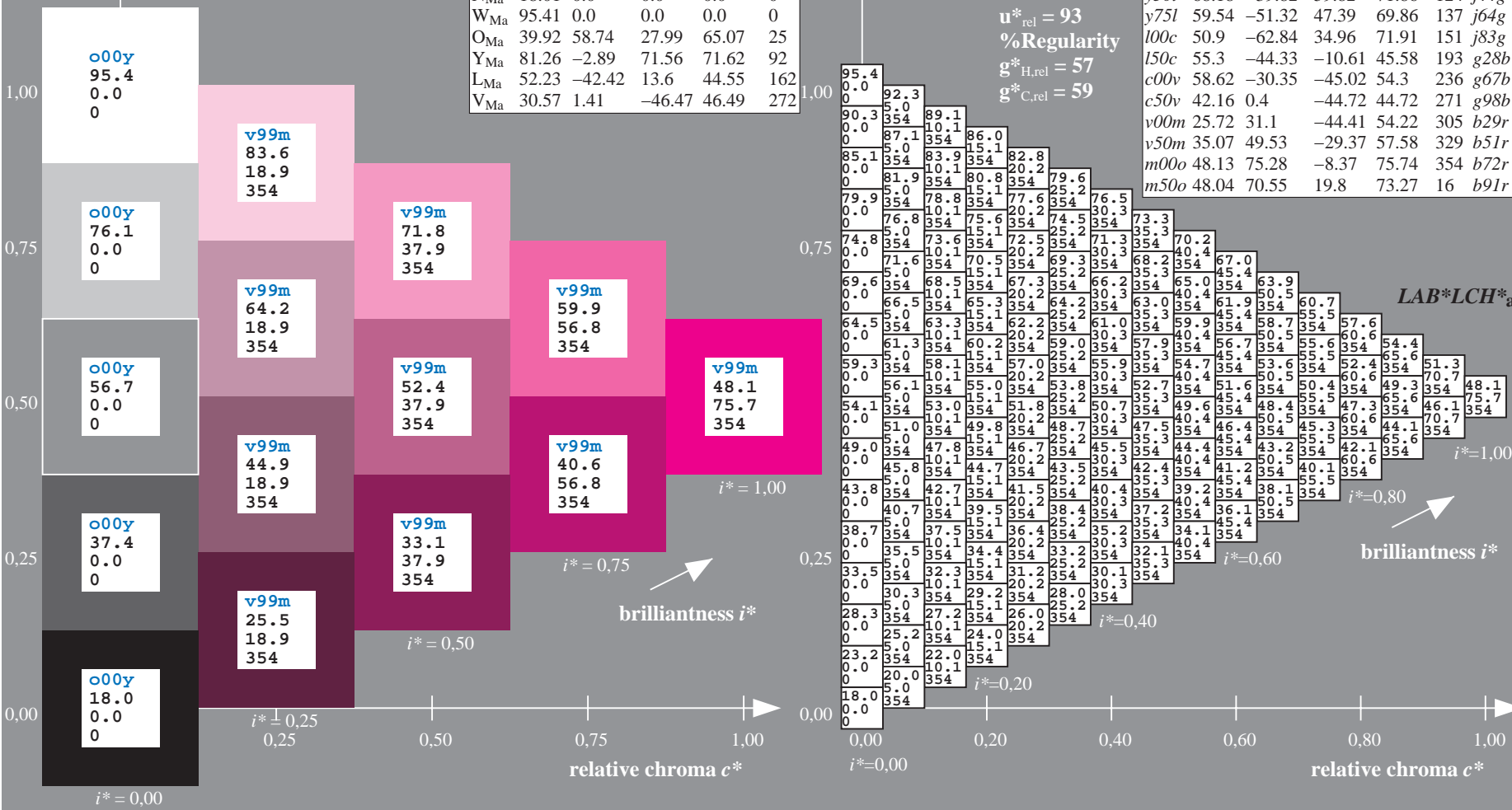
ORS18_95aM; adapted (a) CIELAB data						
$u^*_d$	$L^*=L^*_a$	$a^*_a$	$b^*_a$	$C^*_{ab,a}$	$h^*_{ab,a}$	
O <sub>Ma</sub>	47.94	65.39	50.52	82.63	38	
Y <sub>Ma</sub>	90.37	-10.27	91.75	92.32	96	
L <sub>Ma</sub>	50.9	-62.84	34.96	71.91	151	
C <sub>Ma</sub>	58.62	-30.35	-45.02	54.3	236	
V <sub>Ma</sub>	25.72	31.1	-44.41	54.22	305	
M <sub>Ma</sub>	48.13	75.28	-8.37	75.74	354	
N <sub>Ma</sub>	18.01	0.0	0.0	0.0	0	
W <sub>Ma</sub>	95.41	0.0	0.0	0.0	0	
O <sub>Ma</sub>	39.92	58.74	27.99	65.07	25	
Y <sub>Ma</sub>	81.26	-2.89	71.56	71.62	92	
L <sub>Ma</sub>	52.23	-42.42	13.6	44.55	162	
V <sub>Ma</sub>	30.57	1.41	-46.47	46.49	272	

Data for maximum colour (Ma):

$LAB^*LAB^*_Ma$ : 48 75 -8  
 $LAB^*LCH^*_Ma$ : 48 76 353  
 $lab^*olv^*_Ma$ : 1.0 0.0 1.0  
 $lab^*rgb^*_Ma$ : 1.0 0.0 0.56

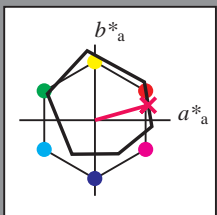
triangle lightness  $t^*$   
 %Gamut  
 $u^*_{rel} = 93$   
 %Regularity  
 $g^*_{H,rel} = 57$   
 $g^*_{C,rel} = 59$

ORS18_95aM; adapted (a) CIELAB data							$u^*_d = m00o$	$LAB^*LCH^*_a$
$u^*_d$	$L^*=L^*_a$	$a^*_a$	$b^*_a$	$C^*_{ab,a}$	$h^*_{ab,a}$	$u^*_e$		
o00y	47.94	65.39	50.52	82.63	38	r18j		
o25y	58.38	46.78	60.66	76.6	52	r40j		
o50y	67.98	29.66	69.99	76.02	67	r62j		
o75y	78.09	11.63	79.82	80.66	82	r83j		
y00l	90.37	-10.27	91.75	92.32	96	j06g		
y25l	77.89	-26.88	73.8	78.54	110	j25g		
y50l	68.18	-39.82	59.82	71.86	124	j44g		
y75l	59.54	-51.32	47.39	69.86	137	j64g		
l00c	50.9	-62.84	34.96	71.91	151	j83g		
l50c	55.3	-44.33	-10.61	45.58	193	g28b		
c00v	58.62	-30.35	-45.02	54.3	236	g67b		
c50v	42.16	0.4	-44.72	44.72	271	g98b		
v00m	25.72	31.1	-44.41	54.22	305	b29r		
v50m	35.07	49.53	-29.37	57.58	329	b51r		
m00o	48.13	75.28	-8.37	75.74	354	b72r		
m50o	48.04	70.55	19.8	73.27	16	b91r		



Input and output: Colorimetric Printer Reflective System ORS18\_95aM for relative CIELAB hue  $h^* = lab^*h^* = h_{ab}^*/360 = 0.044$

data for any colour:  
 $lab^*tch^*$  and  $lab^*icu^*$   
 Hue texts:  
 $u^*_d = m50o$   $u^*_e = b91r$   
 contrast reduction factor:  
 $c_R = 1.0$   
 triangle lightness  $t^*$



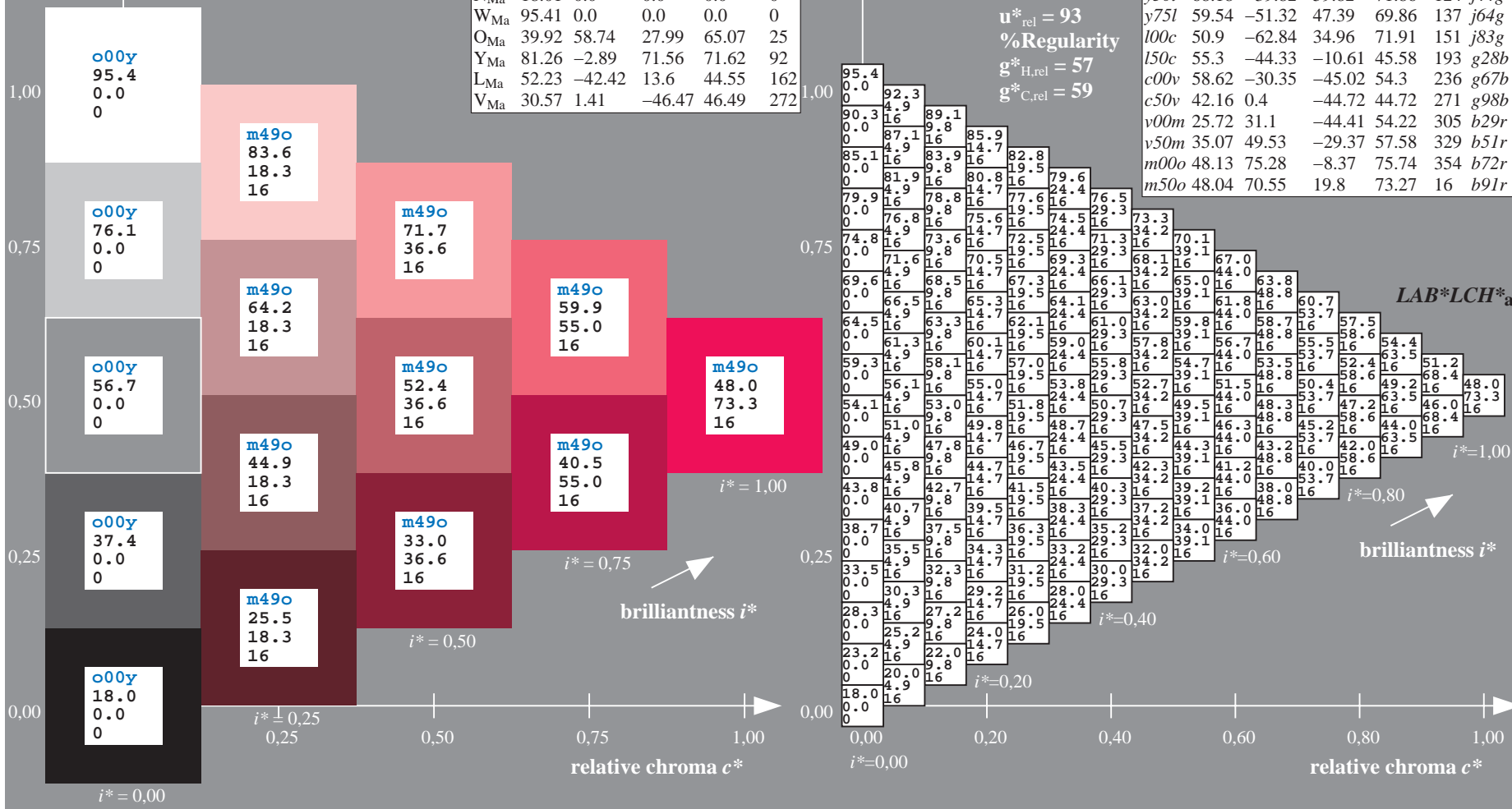
ORS18_95aM; adapted (a) CIELAB data						
$u^*_d$	$L^*=L^*_a$	$a^*_a$	$b^*_a$	$C^*_{ab,a}$	$h^*_{ab,a}$	
O <sub>Ma</sub>	47.94	65.39	50.52	82.63	38	
Y <sub>Ma</sub>	90.37	-10.27	91.75	92.32	96	
L <sub>Ma</sub>	50.9	-62.84	34.96	71.91	151	
C <sub>Ma</sub>	58.62	-30.35	-45.02	54.3	236	
V <sub>Ma</sub>	25.72	31.1	-44.41	54.22	305	
M <sub>Ma</sub>	48.13	75.28	-8.37	75.74	354	
N <sub>Ma</sub>	18.01	0.0	0.0	0.0	0	
W <sub>Ma</sub>	95.41	0.0	0.0	0.0	0	
O <sub>Ma</sub>	39.92	58.74	27.99	65.07	25	
Y <sub>Ma</sub>	81.26	-2.89	71.56	71.62	92	
L <sub>Ma</sub>	52.23	-42.42	13.6	44.55	162	
V <sub>Ma</sub>	30.57	1.41	-46.47	46.49	272	

Data for maximum colour (Ma):

$LAB^*LAB^*_Ma$ : 48 71 20  
 $LAB^*LCH^*_Ma$ : 48 73 15  
 $lab^*olv^*_Ma$ : 1.0 0.0 0.5  
 $lab^*rgb^*_Ma$ : 1.0 0.0 0.17  
 triangle lightness  $t^*$

ORS18_95aM; adapted (a) CIELAB data							$u^*_d = m50o$	$LAB^*LCH^*_a$
$u^*_d$	$L^*=L^*_a$	$a^*_a$	$b^*_a$	$C^*_{ab,a}$	$h^*_{ab,a}$	$u^*_e$		
o00y	47.94	65.39	50.52	82.63	38	r18j		
o25y	58.38	46.78	60.66	76.6	52	r40j		
o50y	67.98	29.66	69.99	76.02	67	r62j		
o75y	78.09	11.63	79.82	80.66	82	r83j		
y00l	90.37	-10.27	91.75	92.32	96	j06g		
y25l	77.89	-26.88	73.8	78.54	110	j25g		
y50l	68.18	-39.82	59.82	71.86	124	j44g		
y75l	59.54	-51.32	47.39	69.86	137	j64g		
l00c	50.9	-62.84	34.96	71.91	151	j83g		
l50c	55.3	-44.33	-10.61	45.58	193	g28b		
c00v	58.62	-30.35	-45.02	54.3	236	g67b		
c50v	42.16	0.4	-44.72	44.72	271	g98b		
v00m	25.72	31.1	-44.41	54.22	305	b29r		
v50m	35.07	49.53	-29.37	57.58	329	b51r		
m00o	48.13	75.28	-8.37	75.74	354	b72r		
m50o	48.04	70.55	19.8	73.27	16	b91r		

%Gamut  
 $u^*_{rel} = 93$   
 %Regularity  
 $g^*_{H,rel} = 57$   
 $g^*_{C,rel} = 59$



N: No Output Linearization (OL) data in File (F), Startup (S) or Device (D)

See for similar files: <http://www.ps.bam.de/Ee64/>; [www.ps.bam.de/Version 2.1, io=1.1, ColSpX=1](http://www.ps.bam.de/Version 2.1, io=1.1, ColSpX=1)

Table with 27 rows and 32 columns (A-L, a-l, LAB\*LCH\*a). Each cell contains numerical data representing colorimetric measurements.

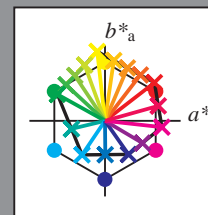
BAM registration: 20081001 -Ee64/10L/L64E00NP.PS/.PDF  
BAM material: code=rhadata  
application for evaluation and measurement of printer or monitor systems

Input and output:  
 Colorimetric Printer Reflective System ORS18\_95aM  
 data for any colour:

$u^*_d$  and number  $no. = 00 \dots 15$   
 device hue text:  
 $u^*_d = 16$  hues  $o00y, o25y, \dots, m50o$   
 contrast reduction factor:  
 $c_R = 1.0$

ORS18\_95aM; adapted (a) CIELAB data

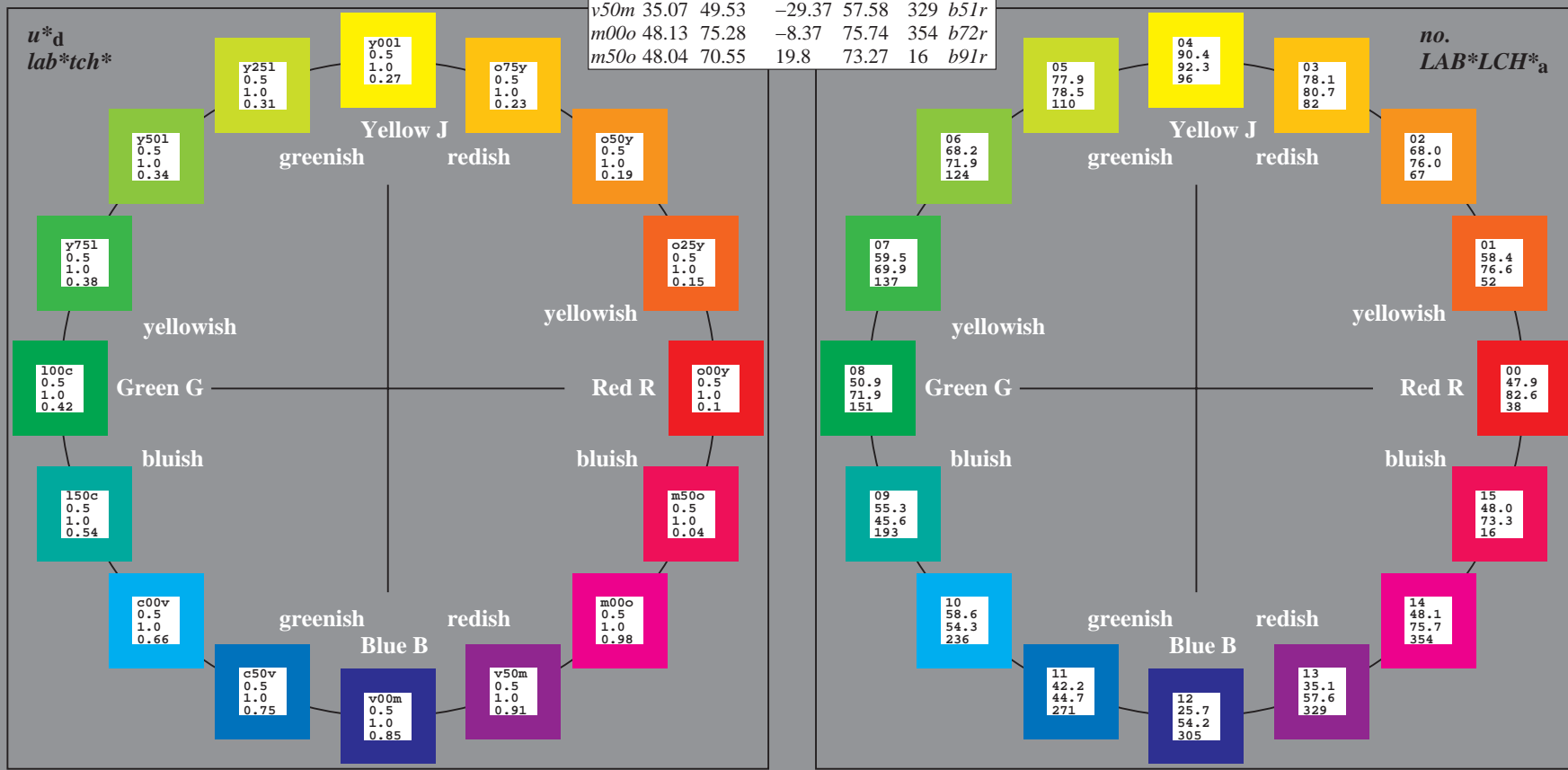
$u^*_d$	$L^*=L^*_a$	$a^*_a$	$b^*_a$	$C^*_{ab,a}$	$h^*_{ab,a}$	$u^*_e$
$o00y$	47.94	65.39	50.52	82.63	38	$r18j$
$o25y$	58.38	46.78	60.66	76.6	52	$r40j$
$o50y$	67.98	29.66	69.99	76.02	67	$r62j$
$o75y$	78.09	11.63	79.82	80.66	82	$r83j$
$y00l$	90.37	-10.27	91.75	92.32	96	$j25g$
$y25l$	77.89	-26.88	73.8	78.54	110	$j64g$
$y50l$	68.18	-39.82	59.82	71.86	124	$j44g$
$y75l$	59.54	-51.32	47.39	69.86	137	$j64g$
$l00c$	50.9	-44.33	34.96	71.91	151	$j83g$
$c00v$	58.62	-30.35	-45.02	54.3	236	$g67b$
$c50v$	42.16	0.4	-44.72	44.72	271	$g98b$
$v00m$	25.72	31.1	-44.41	54.22	305	$b29r$
$v50m$	35.07	49.53	-29.37	57.58	329	$b51r$
$m00o$	48.13	75.28	-8.37	75.74	354	$b72r$
$m50o$	48.04	70.55	19.8	73.27	16	$b91r$



%Gamut  
 $u^*_{rel} = 93$   
 %Regularity  
 $g^*_{H,rel} = 57$   
 $g^*_{C,rel} = 59$

ORS18\_95aM; adapted (a) CIELAB data

Name	$L^*=L^*_a$	$a^*_a$	$b^*_a$	$C^*_{ab,a}$	$h^*_{ab,a}$
$O_{Ma}$	47.94	65.39	50.52	82.63	38
$Y_{Ma}$	90.37	-10.27	91.75	92.32	96
$L_{Ma}$	50.9	-62.84	34.96	71.91	151
$C_{Ma}$	58.62	-30.35	-45.02	54.3	236
$V_{Ma}$	25.72	31.1	-44.41	54.22	305
$M_{Ma}$	48.13	75.28	-8.37	75.74	354
$N_{Ma}$	18.01	0.0	0.0	0.0	0
$W_{Ma}$	95.41	0.0	0.0	0.0	0
$O_{CIE}$	39.92	58.74	27.99	65.07	25
$Y_{CIE}$	81.26	-2.89	71.56	71.62	92
$L_{CIE}$	52.23	-42.42	13.6	44.55	162
$V_{CIE}$	30.57	1.41	-46.47	46.49	272

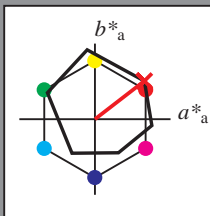


See for similar files: <http://www.ps.bam.de/Ee64/>; [www.ps.bam.de/Ee.HTM](http://www.ps.bam.de/Ee.HTM)  
 Technical information: <http://www.ps.bam.de> Version 2.1, io=1,1, ColSpX=1

BAM registration: 20081001-Ee64/10L/L64E00NP.PS/.PDF BAM material: code=rh4ta  
 application for evaluation and measurement of printer or monitor systems

Input and output: Colorimetric Printer Reflective System ORS18\_95aM for relative CIELAB hue  $h^* = lab^*h^* = h_{ab}/360 = 0.105$   
 data for any colour:  
 $lab^*tch^*$  and  $lab^*icu^*$

Hue texts:  
 $u^*_d = o00y$   $u^*_e = r18j$   
 contrast reduction factor:  
 $c_R = 1.0$   
 triangle lightness  $t^*$



ORS18\_95aM; adapted (a) CIELAB data

	$u^*_d$	$L^*=L^*_a$	$a^*_a$	$b^*_a$	$C^*_{ab,a}$	$h^*_{ab,a}$
O <sub>Ma</sub>	47.94	65.39	50.52	82.63	38	38
Y <sub>Ma</sub>	90.37	-10.27	91.75	92.32	96	96
L <sub>Ma</sub>	50.9	-62.84	34.96	71.91	151	151
C <sub>Ma</sub>	58.62	-30.35	-45.02	54.3	236	236
V <sub>Ma</sub>	25.72	31.1	-44.41	54.22	305	305
M <sub>Ma</sub>	48.13	75.28	-8.37	75.74	354	354
N <sub>Ma</sub>	18.01	0.0	0.0	0.0	0	0
W <sub>Ma</sub>	95.41	0.0	0.0	0.0	0	0
O <sub>Ma</sub>	39.92	58.74	27.99	65.07	25	25
Y <sub>Ma</sub>	81.26	-2.89	71.56	71.62	92	92
L <sub>Ma</sub>	52.23	-42.42	13.6	44.55	162	162
V <sub>Ma</sub>	30.57	1.41	-46.47	46.49	272	272

Data for maximum colour (Ma):

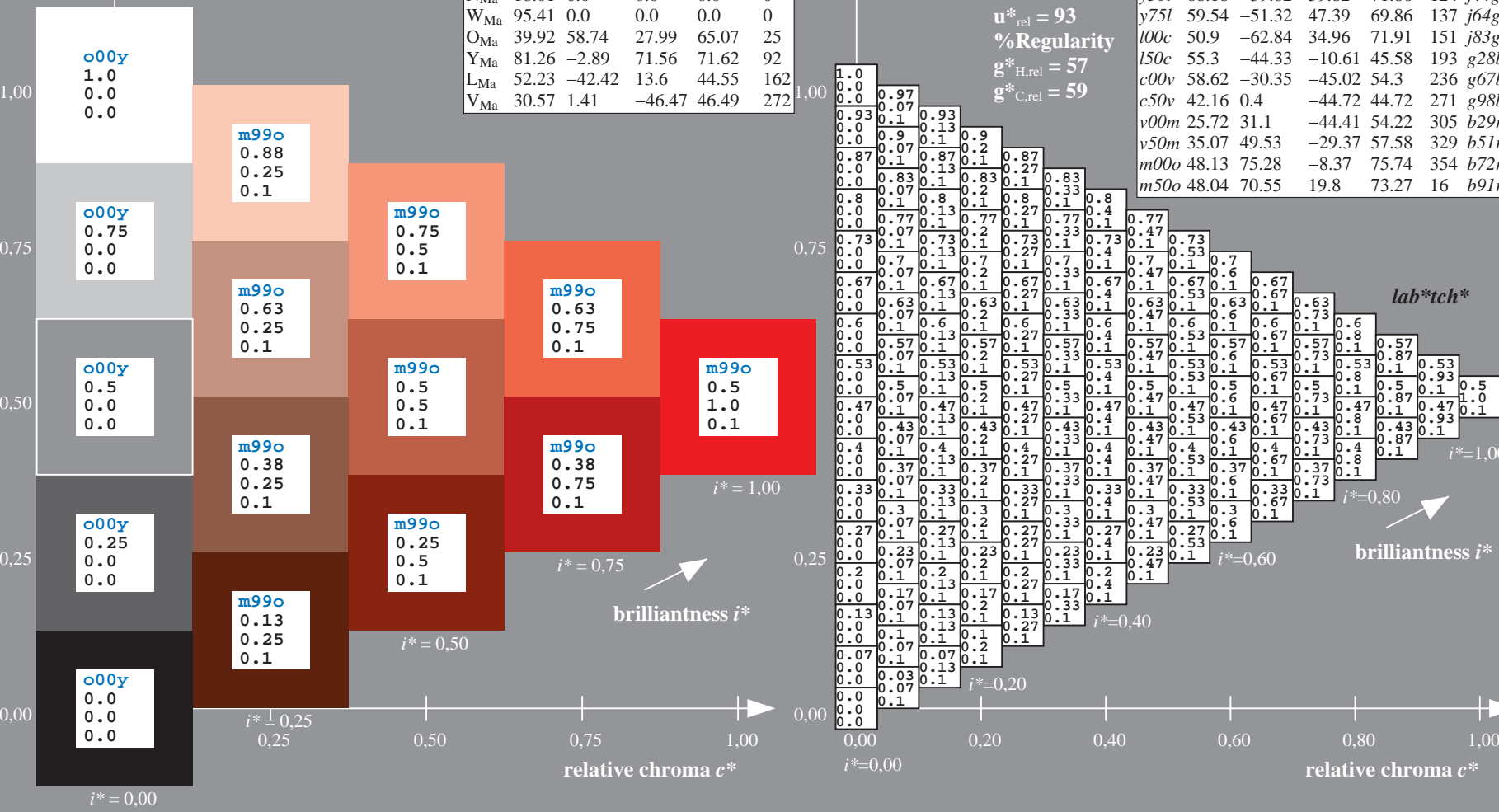
$LAB^*LAB^*_{Ma}$ : 48 65 51  
 $LAB^*LCH^*_{Ma}$ : 48 83 37  
 $lab^*olv^*_{Ma}$ : 1.0 0.0 0.0  
 $lab^*rgb^*_{Ma}$ : 1.0 0.18 0.0

triangle lightness  $t^*$

%Gamut  
 $u^*_{rel} = 93$   
 %Regularity  
 $g^*_{H,rel} = 57$   
 $g^*_{C,rel} = 59$

ORS18\_95aM; adapted (a) CIELAB data

	$u^*_d$	$L^*=L^*_a$	$a^*_a$	$b^*_a$	$C^*_{ab,a}$	$h^*_{ab,a}$	$u^*_e$
o00y	47.94	65.39	50.52	82.63	38	38	r18j
o25y	58.38	46.78	60.66	76.6	52	52	r40j
o50y	67.98	29.66	69.99	76.02	67	67	r62j
o75y	78.09	11.63	79.82	80.66	82	82	r83j
y00l	90.37	-10.27	91.75	92.32	96	96	j06g
y25l	77.89	-26.88	73.8	78.54	110	110	j25g
y50l	68.18	-39.82	59.82	71.86	124	124	j44g
y75l	59.54	-51.32	47.39	69.86	137	137	j64g
l00c	50.9	-62.84	34.96	71.91	151	151	j83g
l50c	55.3	-44.33	-10.61	45.58	193	193	g28b
c00v	58.62	-30.35	-45.02	54.3	236	236	g67b
c50v	42.16	0.4	-44.72	44.72	271	271	g98b
v00m	25.72	31.1	-44.41	54.22	305	305	b29r
v50m	35.07	49.53	-29.37	57.58	329	329	b51r
m00o	48.13	75.28	-8.37	75.74	354	354	b72r
m50o	48.04	70.55	19.8	73.27	16	16	b91r

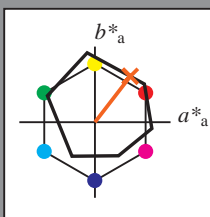


See for similar files: <http://www.ps.bam.de/Ee64/>; [www.ps.bam.de/Ee64/10L/L64E00NP.PS/.PDF](http://www.ps.bam.de/Ee64/10L/L64E00NP.PS/.PDF); FRS09\_92; transfer and output  
 Technical information: <http://www.ps.bam.de> Version 2.1, io=1,1, ColSpX=1

BAM registration: 20081001-Ee64/10L/L64E00NP.PS/.PDF BAM material: code=rhadata  
 application for evaluation and measurement of printer or monitor systems

Input and output: Colorimetric Printer Reflective System ORS18\_95aM for relative CIELAB hue  $h^* = lab^*h^* = h_{ab}/360 = 0.145$   
 data for any colour:  
 $lab^*tch^*$  and  $lab^*icu^*$

Hue texts:  
 $u^*_d = o25y$   $u^*_e = r40j$   
 contrast reduction factor:  
 $c_R = 1.0$   
 triangle lightness  $t^*$



ORS18\_95aM; adapted (a) CIELAB data

$u^*_d$	$L^*=L^*_a$	$a^*_a$	$b^*_a$	$C^*_{ab,a}$	$h^*_{ab,a}$
O <sub>Ma</sub>	47.94	65.39	50.52	82.63	38
Y <sub>Ma</sub>	90.37	-10.27	91.75	92.32	96
L <sub>Ma</sub>	50.9	-62.84	34.96	71.91	151
C <sub>Ma</sub>	58.62	-30.35	-45.02	54.3	236
V <sub>Ma</sub>	25.72	31.1	-44.41	54.22	305
M <sub>Ma</sub>	48.13	75.28	-8.37	75.74	354
N <sub>Ma</sub>	18.01	0.0	0.0	0.0	0
W <sub>Ma</sub>	95.41	0.0	0.0	0.0	0
O <sub>Ma</sub>	39.92	58.74	27.99	65.07	25
Y <sub>Ma</sub>	81.26	-2.89	71.56	71.62	92
L <sub>Ma</sub>	52.23	-42.42	13.6	44.55	162
V <sub>Ma</sub>	30.57	1.41	-46.47	46.49	272

Data for maximum colour (Ma):

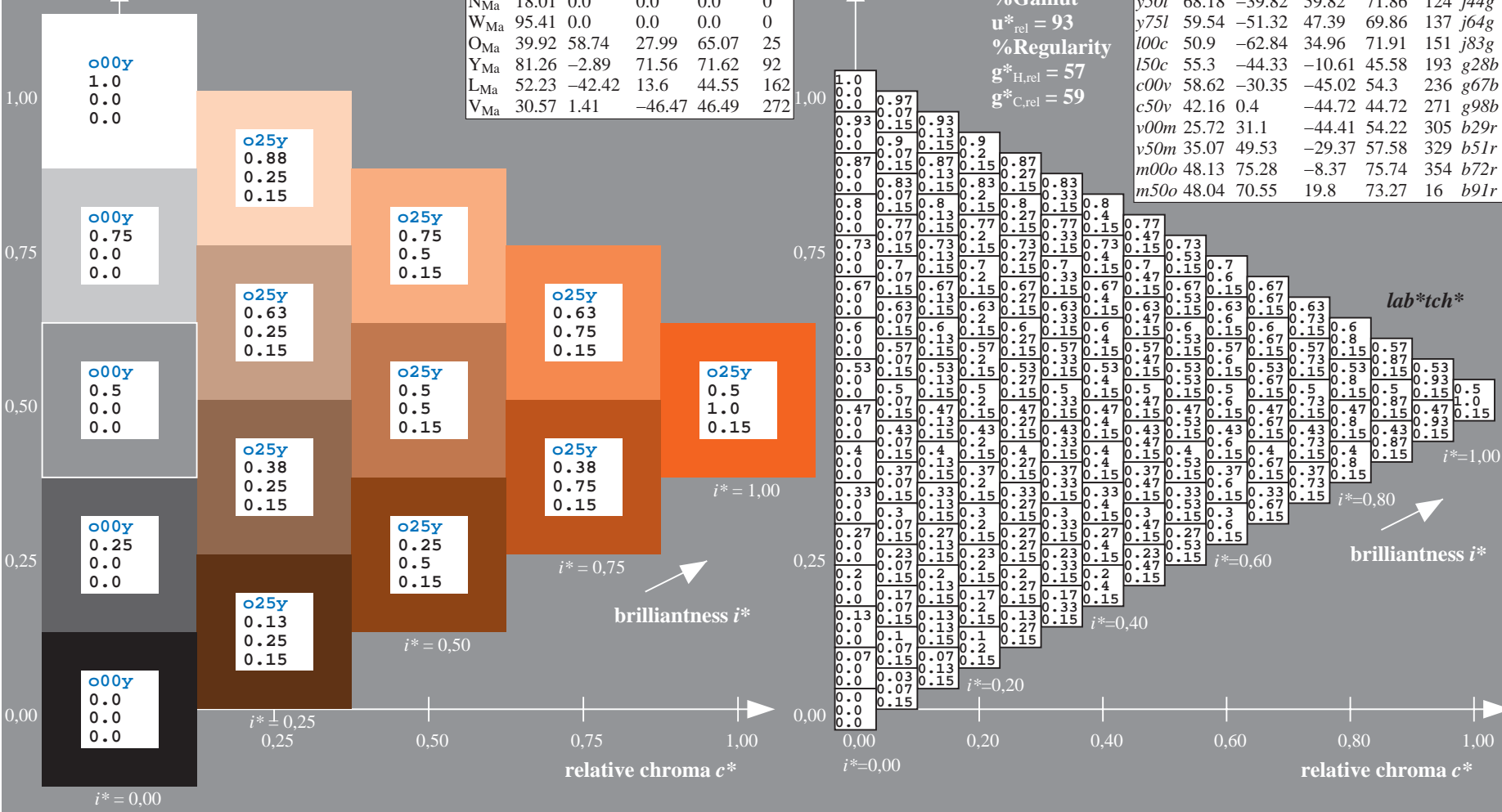
$LAB^*LAB^*_{Ma}$ : 58 47 61  
 $LAB^*LCH^*_{Ma}$ : 58 77 52  
 $lab^*olv^*_{Ma}$ : 1.0 0.25 0.0  
 $lab^*rgb^*_{Ma}$ : 1.0 0.4 0.0

triangle lightness  $t^*$

%Gamut  
 $u^*_{rel} = 93$   
 %Regularity  
 $g^*_{H,rel} = 57$   
 $g^*_{C,rel} = 59$

ORS18\_95aM; adapted (a) CIELAB data

$u^*_d$	$L^*=L^*_a$	$a^*_a$	$b^*_a$	$C^*_{ab,a}$	$h^*_{ab,a}$	$u^*_e$
o00y	47.94	65.39	50.52	82.63	38	r18j
o25y	58.38	46.78	60.66	76.6	52	r40j
o50y	67.98	29.66	69.99	76.02	67	r62j
o75y	78.09	11.63	79.82	80.66	82	r83j
y00l	90.37	-10.27	91.75	92.32	96	j06g
y25l	77.89	-26.88	73.8	78.54	110	j25g
y50l	68.18	-39.82	59.82	71.86	124	j44g
y75l	59.54	-51.32	47.39	69.86	137	j64g
l00c	50.9	-62.84	34.96	71.91	151	j83g
l50c	55.3	-44.33	-10.61	45.58	193	g28b
c00v	58.62	-30.35	-45.02	54.3	236	g67b
c50v	42.16	0.4	-44.72	44.72	271	g98b
v00m	25.72	31.1	-44.41	54.22	305	b29r
v50m	35.07	49.53	-29.37	57.58	329	b51r
m00o	48.13	75.28	-8.37	75.74	354	b72r
m50o	48.04	70.55	19.8	73.27	16	b91r

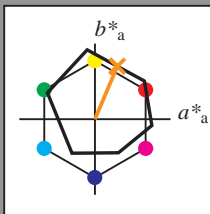


See for similar files: <http://www.ps.bam.de/Ee64/>; [www.ps.bam.de/Ee.HTM](http://www.ps.bam.de/Ee.HTM)  
 Technical information: <http://www.ps.bam.de> Version 2.1, io=1,1, ColSpx=1

BAM registration: 20081001-Ee64/10L/L64E00NP.PS/.PDF BAM material: code=rhadata  
 application for evaluation and measurement of printer or monitor systems

Input and output: Colorimetric Printer Reflective System ORS18\_95aM for relative CIELAB hue  $h^* = lab^*h^* = h_{ab}^*/360 = 0.186$   
 data for any colour:  
 $lab^*tch^*$  and  $lab^*icu^*$

Hue texts:  
 $u^*_d = o50y$   $u^*_e = r62j$   
 contrast reduction factor:  
 $c_R = 1.0$   
 triangle lightness  $t^*$



ORS18\_95aM; adapted (a) CIELAB data

	$u^*_d$	$L^*=L^*_a$	$a^*_a$	$b^*_a$	$C^*_{ab,a}$	$h^*_{ab,a}$
O <sub>Ma</sub>	47.94	65.39	50.52	82.63	38	38
Y <sub>Ma</sub>	90.37	-10.27	91.75	92.32	96	96
L <sub>Ma</sub>	50.9	-62.84	34.96	71.91	151	151
C <sub>Ma</sub>	58.62	-30.35	-45.02	54.3	236	236
V <sub>Ma</sub>	25.72	31.1	-44.41	54.22	305	305
M <sub>Ma</sub>	48.13	75.28	-8.37	75.74	354	354
N <sub>Ma</sub>	18.01	0.0	0.0	0.0	0	0
W <sub>Ma</sub>	95.41	0.0	0.0	0.0	0	0
O <sub>Ma</sub>	39.92	58.74	27.99	65.07	25	25
Y <sub>Ma</sub>	81.26	-2.89	71.56	71.62	92	92
L <sub>Ma</sub>	52.23	-42.42	13.6	44.55	162	162
V <sub>Ma</sub>	30.57	1.41	-46.47	46.49	272	272

Data for maximum colour (Ma):

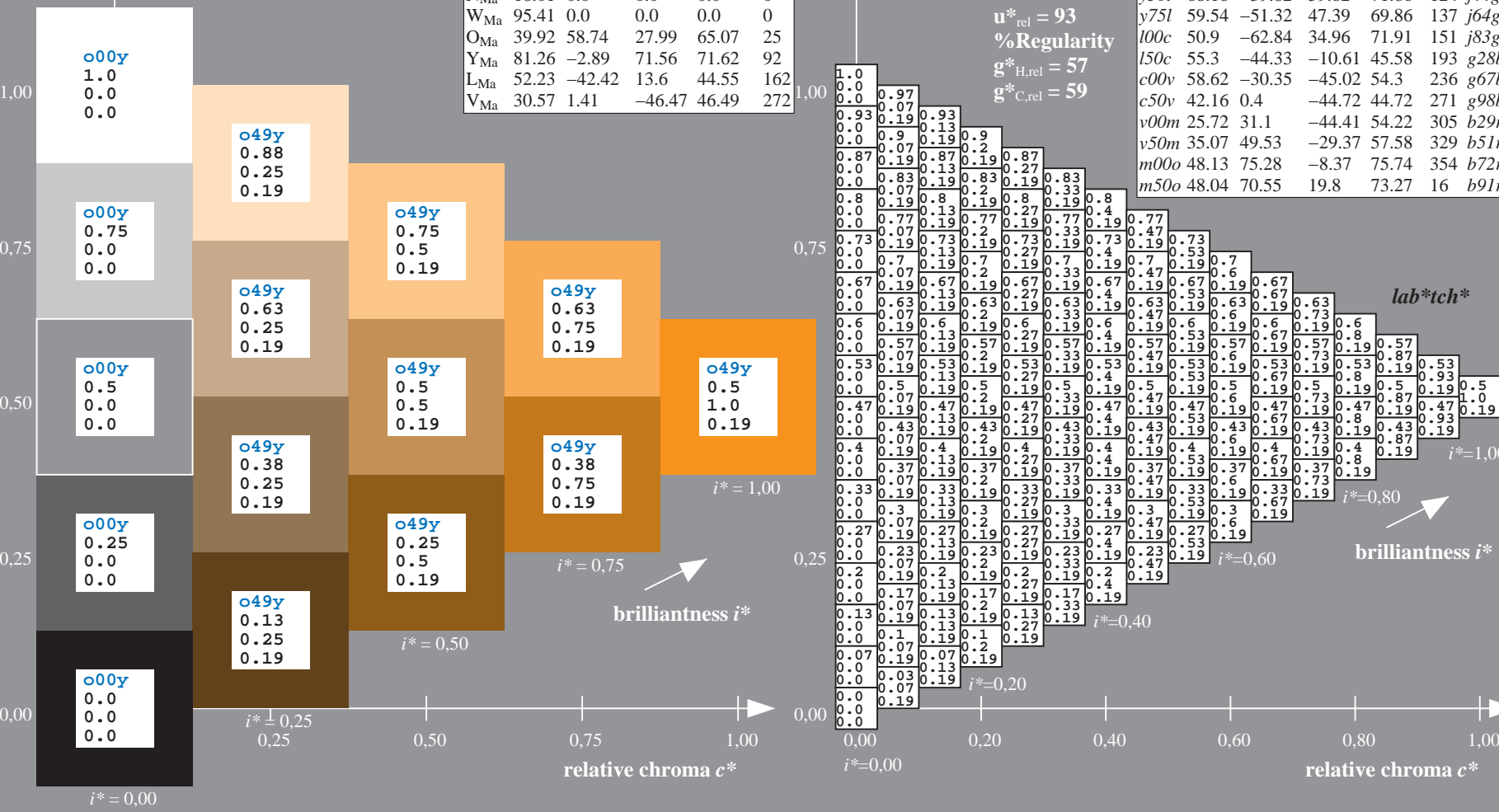
$LAB^*LAB^*_{Ma}$ : 68 30 70  
 $LAB^*LCH^*_{Ma}$ : 68 76 67  
 $lab^*olv^*_{Ma}$ : 1.0 0.5 0.0  
 $lab^*rgb^*_{Ma}$ : 1.0 0.62 0.0

triangle lightness  $t^*$

%Gamut  
 $u^*_{rel} = 93$   
 %Regularity  
 $g^*_{H,rel} = 57$   
 $g^*_{C,rel} = 59$

ORS18\_95aM; adapted (a) CIELAB data

	$u^*_d$	$L^*=L^*_a$	$a^*_a$	$b^*_a$	$C^*_{ab,a}$	$h^*_{ab,a}$	$u^*_e$
o00y	47.94	65.39	50.52	82.63	38	r18j	
o25y	58.38	46.78	60.66	76.6	52	r40j	
o50y	67.98	29.66	69.99	76.02	67	r62j	
o75y	78.09	11.63	79.82	80.66	82	r83j	
y00l	90.37	-10.27	91.75	92.32	96	j06g	
y25l	77.89	-26.88	73.8	78.54	110	j25g	
y50l	68.18	-39.82	59.82	71.86	124	j44g	
y75l	59.54	-51.32	47.39	69.86	137	j64g	
l00c	50.9	-62.84	34.96	71.91	151	j83g	
l50c	55.3	-44.33	-10.61	45.58	193	g28b	
c00v	58.62	-30.35	-45.02	54.3	236	g67b	
c50v	42.16	0.4	-44.72	44.72	271	g98b	
v00m	25.72	31.1	-44.41	54.22	305	b29r	
v50m	35.07	49.53	-29.37	57.58	329	b51r	
m00o	48.13	75.28	-8.37	75.74	354	b72r	
m50o	48.04	70.55	19.8	73.27	16	b91r	



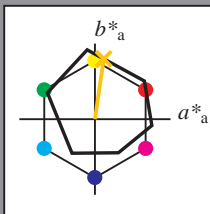
See for similar files: <http://www.ps.bam.de/Ee64/>; [www.ps.bam.de/Ee.HTM](http://www.ps.bam.de/Ee.HTM)  
 Technical information: <http://www.ps.bam.de> Version 2.1, io=1,1, ColSpx=1

BAM registration: 20081001-Ee64/10L/L64E00NP.PS/.PDF BAM material: code=rh4ta  
 application for evaluation and measurement of printer or monitor systems



Input and output: Colorimetric Printer Reflective System ORS18\_95aM for relative CIELAB hue  $h^* = lab^*h^* = h_{ab}^*/360 = 0.227$   
 data for any colour:  
 $lab^*tch^*$  and  $lab^*icu^*$

Hue texts:  
 $u^*_d = 0.75y$   $u^*_e = r83j$   
 contrast reduction factor:  
 $c_R = 1.0$   
 triangle lightness  $t^*$



ORS18\_95aM; adapted (a) CIELAB data

	$u^*_d$	$L^*=L^*_a$	$a^*_a$	$b^*_a$	$C^*_{ab,a}$	$h^*_{ab,a}$
O <sub>Ma</sub>	47.94	65.39	50.52	82.63	38	38
Y <sub>Ma</sub>	90.37	-10.27	91.75	92.32	96	96
L <sub>Ma</sub>	50.9	-62.84	34.96	71.91	151	151
C <sub>Ma</sub>	58.62	-30.35	-45.02	54.3	236	236
V <sub>Ma</sub>	25.72	31.1	-44.41	54.22	305	305
M <sub>Ma</sub>	48.13	75.28	-8.37	75.74	354	354
N <sub>Ma</sub>	18.01	0.0	0.0	0.0	0	0
W <sub>Ma</sub>	95.41	0.0	0.0	0.0	0	0
O <sub>Ma</sub>	39.92	58.74	27.99	65.07	25	25
Y <sub>Ma</sub>	81.26	-2.89	71.56	71.62	92	92
L <sub>Ma</sub>	52.23	-42.42	13.6	44.55	162	162
V <sub>Ma</sub>	30.57	1.41	-46.47	46.49	272	272

Data for maximum colour (Ma):

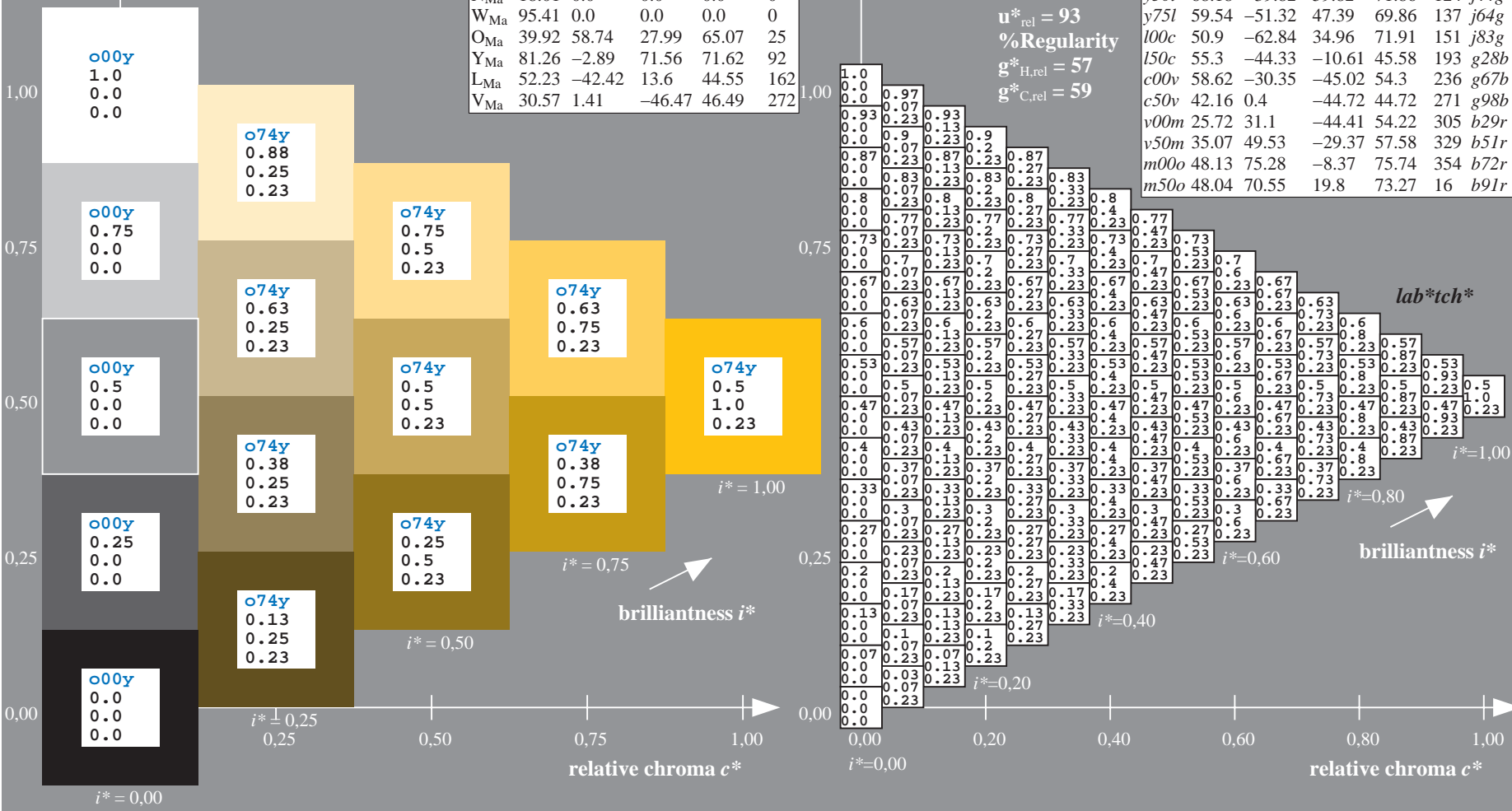
$LAB^*LAB^*_{Ma}$ : 78 12 80  
 $LAB^*LCH^*_{Ma}$ : 78 81 81  
 $lab^*olv^*_{Ma}$ : 1.0 0.75 0.0  
 $lab^*rgb^*_{Ma}$ : 1.0 0.84 0.0

triangle lightness  $t^*$

%Gamut  
 $u^*_{rel} = 93$   
 %Regularity  
 $g^*_{H,rel} = 57$   
 $g^*_{C,rel} = 59$

ORS18\_95aM; adapted (a) CIELAB data

	$u^*_d$	$L^*=L^*_a$	$a^*_a$	$b^*_a$	$C^*_{ab,a}$	$h^*_{ab,a}$	$u^*_e$
o00y	47.94	65.39	50.52	82.63	38	r18j	
o25y	58.38	46.78	60.66	76.6	52	r40j	
o50y	67.98	29.66	69.99	76.02	67	r62j	
o75y	78.09	11.63	79.82	80.66	82	r83j	
y00l	90.37	-10.27	91.75	92.32	96	j06g	
y25l	77.89	-26.88	73.8	78.54	110	j25g	
y50l	68.18	-39.82	59.82	71.86	124	j44g	
y75l	59.54	-51.32	47.39	69.86	137	j64g	
l00c	50.9	-62.84	34.96	71.91	151	j83g	
l50c	55.3	-44.33	-10.61	45.58	193	g28b	
c00v	58.62	-30.35	-45.02	54.3	236	g67b	
c50v	42.16	0.4	-44.72	44.72	271	g98b	
v00m	25.72	31.1	-44.41	54.22	305	b29r	
v50m	35.07	49.53	-29.37	57.58	329	b51r	
m00o	48.13	75.28	-8.37	75.74	354	b72r	
m50o	48.04	70.55	19.8	73.27	16	b91r	

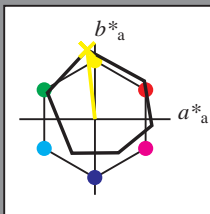


See for similar files: <http://www.ps.bam.de/Ee64/>; [www.ps.bam.de/Ee.HTM](http://www.ps.bam.de/Ee.HTM)  
 Technical information: <http://www.ps.bam.de> Version 2.1, io=1,1, ColSPx=1

BAM registration: 20081001-Ee64/10L/L64E00NP.PS/.PDF BAM material: code=rh4ta  
 application for evaluation and measurement of printer or monitor systems

Input and output: Colorimetric Printer Reflective System ORS18\_95aM for relative CIELAB hue  $h^* = lab^*h^* = h_{ab}^*/360 = 0.268$   
 data for any colour:  
 $lab^*tch^*$  and  $lab^*icu^*$

Hue texts:  
 $u^*_d = y00l$   $u^*_e = j06g$   
 contrast reduction factor:  
 $c_R = 1.0$   
 triangle lightness  $t^*$



ORS18\_95aM; adapted (a) CIELAB data

	$u^*_d$	$L^*=L^*_a$	$a^*_a$	$b^*_a$	$C^*_{ab,a}$	$h^*_{ab,a}$
O <sub>Ma</sub>	47.94	65.39	50.52	82.63	38	38
Y <sub>Ma</sub>	90.37	-10.27	91.75	92.32	96	96
L <sub>Ma</sub>	50.9	-62.84	34.96	71.91	151	151
C <sub>Ma</sub>	58.62	-30.35	-45.02	54.3	236	236
V <sub>Ma</sub>	25.72	31.1	-44.41	54.22	305	305
M <sub>Ma</sub>	48.13	75.28	-8.37	75.74	354	354
N <sub>Ma</sub>	18.01	0.0	0.0	0.0	0	0
W <sub>Ma</sub>	95.41	0.0	0.0	0.0	0	0
O <sub>Ma</sub>	39.92	58.74	27.99	65.07	25	25
Y <sub>Ma</sub>	81.26	-2.89	71.56	71.62	92	92
L <sub>Ma</sub>	52.23	-42.42	13.6	44.55	162	162
V <sub>Ma</sub>	30.57	1.41	-46.47	46.49	272	272

Data for maximum colour (Ma):

$LAB^*LAB^*_{Ma}$ : 90 -10 92

$LAB^*LCH^*_{Ma}$ : 90 92 96

$lab^*olv^*_{Ma}$ : 1.0 1.0 0.0

$lab^*rgb^*_{Ma}$ : 0.94 1.0 0.0

triangle lightness  $t^*$

%Gamut

$u^*_{rel} = 93$

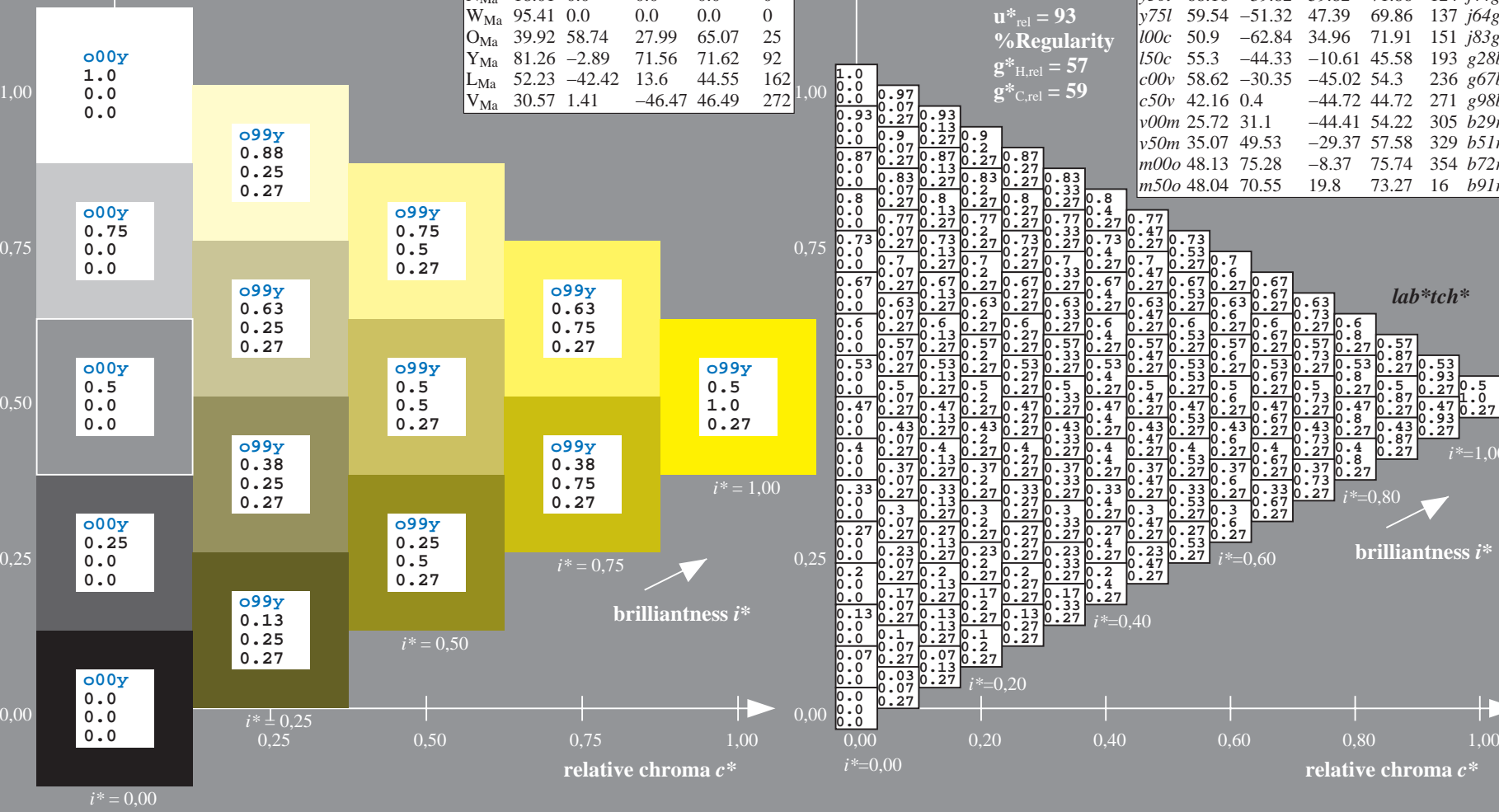
%Regularity

$g^*_{H,rel} = 57$

$g^*_{C,rel} = 59$

ORS18\_95aM; adapted (a) CIELAB data

	$u^*_d$	$L^*=L^*_a$	$a^*_a$	$b^*_a$	$C^*_{ab,a}$	$h^*_{ab,a}$	$u^*_e$
o00y	47.94	65.39	50.52	82.63	38	r18j	
o25y	58.38	46.78	60.66	76.6	52	r40j	
o50y	67.98	29.66	69.99	76.02	67	r62j	
o75y	78.09	11.63	79.82	80.66	82	r83j	
y00l	90.37	-10.27	91.75	92.32	96	j06g	
y25l	77.89	-26.88	73.8	78.54	110	j25g	
y50l	68.18	-39.82	59.82	71.86	124	j44g	
y75l	59.54	-51.32	47.39	69.86	137	j64g	
l00c	50.9	-62.84	34.96	71.91	151	j83g	
l50c	55.3	-44.33	-10.61	45.58	193	g28b	
c00v	58.62	-30.35	-45.02	54.3	236	g67b	
c50v	42.16	0.4	-44.72	44.72	271	g98b	
v00m	25.72	31.1	-44.41	54.22	305	b29r	
v50m	35.07	49.53	-29.37	57.58	329	b51r	
m00o	48.13	75.28	-8.37	75.74	354	b72r	
m50o	48.04	70.55	19.8	73.27	16	b91r	

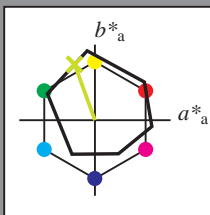


See for similar files: <http://www.ps.bam.de/Ee64/>; [www.ps.bam.de/Ee.HTM](http://www.ps.bam.de/Ee.HTM)  
 Technical information: <http://www.ps.bam.de> Version 2.1, io=1,1, ColSpX=1

BAM registration: 20081001-Ee64/10L/L64E00NP.PS/.PDF BAM material: code=rhadata  
 application for evaluation and measurement of printer or monitor systems

Input and output: Colorimetric Printer Reflective System ORS18\_95aM for relative CIELAB hue  $h^* = lab^*h^* = h_{ab}^*/360 = 0.306$   
 data for any colour:  
 $lab^*tch^*$  and  $lab^*icu^*$

Hue texts:  
 $u^*_d = y25l$   $u^*_e = j25g$   
 contrast reduction factor:  
 $c_R = 1.0$   
 triangle lightness  $t^*$



ORS18_95aM; adapted (a) CIELAB data						
	$u^*_d$	$L^*=L^*_a$	$a^*_a$	$b^*_a$	$C^*_{ab,a}$	$h^*_{ab,a}$
O <sub>Ma</sub>	47.94	65.39	50.52	82.63	38	38
Y <sub>Ma</sub>	90.37	-10.27	91.75	92.32	96	96
L <sub>Ma</sub>	50.9	-62.84	34.96	71.91	151	151
C <sub>Ma</sub>	58.62	-30.35	-45.02	54.3	236	236
V <sub>Ma</sub>	25.72	31.1	-44.41	54.22	305	305
M <sub>Ma</sub>	48.13	75.28	-8.37	75.74	354	354
N <sub>Ma</sub>	18.01	0.0	0.0	0.0	0	0
W <sub>Ma</sub>	95.41	0.0	0.0	0.0	0	0
O <sub>Ma</sub>	39.92	58.74	27.99	65.07	25	25
Y <sub>Ma</sub>	81.26	-2.89	71.56	71.62	92	92
L <sub>Ma</sub>	52.23	-42.42	13.6	44.55	162	162
V <sub>Ma</sub>	30.57	1.41	-46.47	46.49	272	272

Data for maximum colour (Ma):

$LAB^*LAB^*_{Ma}$ : 78 -27 74

$LAB^*LCH^*_{Ma}$ : 78 79 110

$lab^*olv^*_{Ma}$ : 0.75 1.0 0.0

$lab^*rgb^*_{Ma}$ : 0.75 1.0 0.0

triangle lightness  $t^*$

%Gamut

$u^*_{rel} = 93$

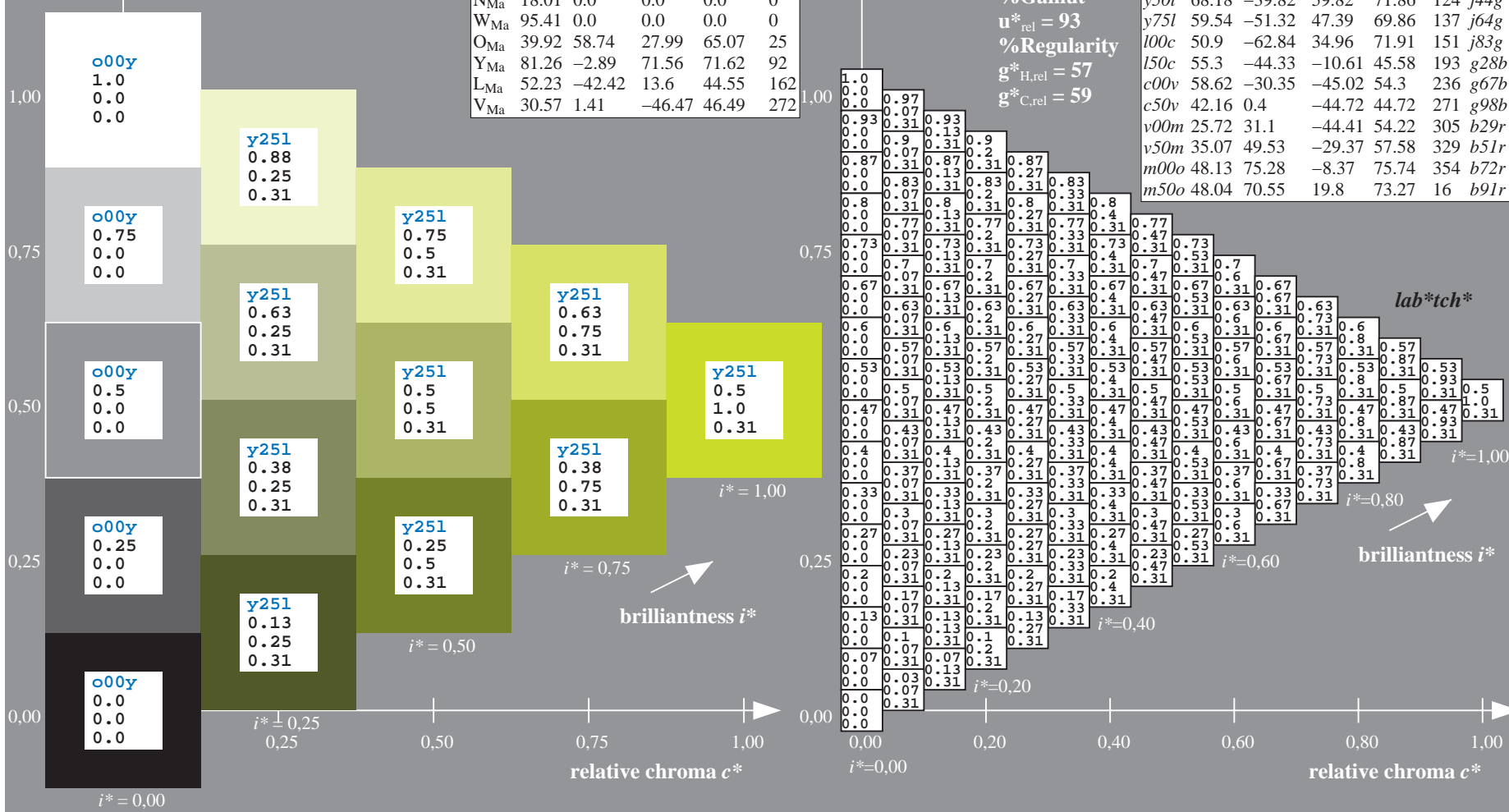
%Regularity

$g^*_{H,rel} = 57$

$g^*_{C,rel} = 59$

$u^*_d = y25l$   
 $lab^*tch^*$

ORS18_95aM; adapted (a) CIELAB data							
	$u^*_d$	$L^*=L^*_a$	$a^*_a$	$b^*_a$	$C^*_{ab,a}$	$h^*_{ab,a}$	$u^*_e$
o00y	47.94	65.39	50.52	82.63	38	38	r18j
o25y	58.38	46.78	60.66	76.6	52	52	r40j
o50y	67.98	29.66	69.99	76.02	67	67	r62j
o75y	78.09	11.63	79.82	80.66	82	82	r83j
y00l	90.37	-10.27	91.75	92.32	96	96	j06g
y25l	77.89	-26.88	73.8	78.54	110	110	j25g
y50l	68.18	-39.82	59.82	71.86	124	124	j44g
y75l	59.54	-51.32	47.39	69.86	137	137	j64g
l00c	50.9	-62.84	34.96	71.91	151	151	j83g
l50c	55.3	-44.33	-10.61	45.58	193	193	g28b
c00v	58.62	-30.35	-45.02	54.3	236	236	g67b
c50v	42.16	0.4	-44.72	44.72	271	271	g98b
v00m	25.72	31.1	-44.41	54.22	305	305	b29r
v50m	35.07	49.53	-29.37	57.58	329	329	b51r
m00o	48.13	75.28	-8.37	75.74	354	354	b72r
m50o	48.04	70.55	19.8	73.27	16	16	b91r

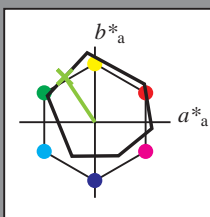


See for similar files: <http://www.ps.bam.de/Ee64/>; [www.ps.bam.de/Ee.HTM](http://www.ps.bam.de/Ee.HTM)  
 Technical information: <http://www.ps.bam.de> Version 2.1, io=1,1, ColSpX=1

BAM registration: 20081001-Ee64/10L/L64E00NP.PS/.PDF BAM material: code=rhadata  
 application for evaluation and measurement of printer or monitor systems

Input and output: Colorimetric Printer Reflective System ORS18\_95aM for relative CIELAB hue  $h^* = lab^*h^* = h_{ab}^*/360 = 0.343$   
 data for any colour:  
 $lab^*tch^*$  and  $lab^*icu^*$

Hue texts:  
 $u^*_d = y50l$   $u^*_e = j44g$   
 contrast reduction factor:  
 $c_R = 1.0$   
 triangle lightness  $t^*$



ORS18_95aM; adapted (a) CIELAB data						
	$u^*_d$	$L^*=L^*_a$	$a^*_a$	$b^*_a$	$C^*_{ab,a}$	$h^*_{ab,a}$
O <sub>Ma</sub>	47.94	65.39	50.52	82.63	38	38
Y <sub>Ma</sub>	90.37	-10.27	91.75	92.32	96	96
L <sub>Ma</sub>	50.9	-62.84	34.96	71.91	151	151
C <sub>Ma</sub>	58.62	-30.35	-45.02	54.3	236	236
V <sub>Ma</sub>	25.72	31.1	-44.41	54.22	305	305
M <sub>Ma</sub>	48.13	75.28	-8.37	75.74	354	354
N <sub>Ma</sub>	18.01	0.0	0.0	0.0	0	0
W <sub>Ma</sub>	95.41	0.0	0.0	0.0	0	0
O <sub>Ma</sub>	39.92	58.74	27.99	65.07	25	25
Y <sub>Ma</sub>	81.26	-2.89	71.56	71.62	92	92
L <sub>Ma</sub>	52.23	-42.42	13.6	44.55	162	162
V <sub>Ma</sub>	30.57	1.41	-46.47	46.49	272	272

Data for maximum colour (Ma):

$LAB^*LAB^*_{Ma}$ : 68 -40 60

$LAB^*LCH^*_{Ma}$ : 68 72 123

$lab^*olv^*_{Ma}$ : 0.5 1.0 0.0

$lab^*rgb^*_{Ma}$ : 0.55 1.0 0.0

triangle lightness  $t^*$

%Gamut

$u^*_{rel} = 93$

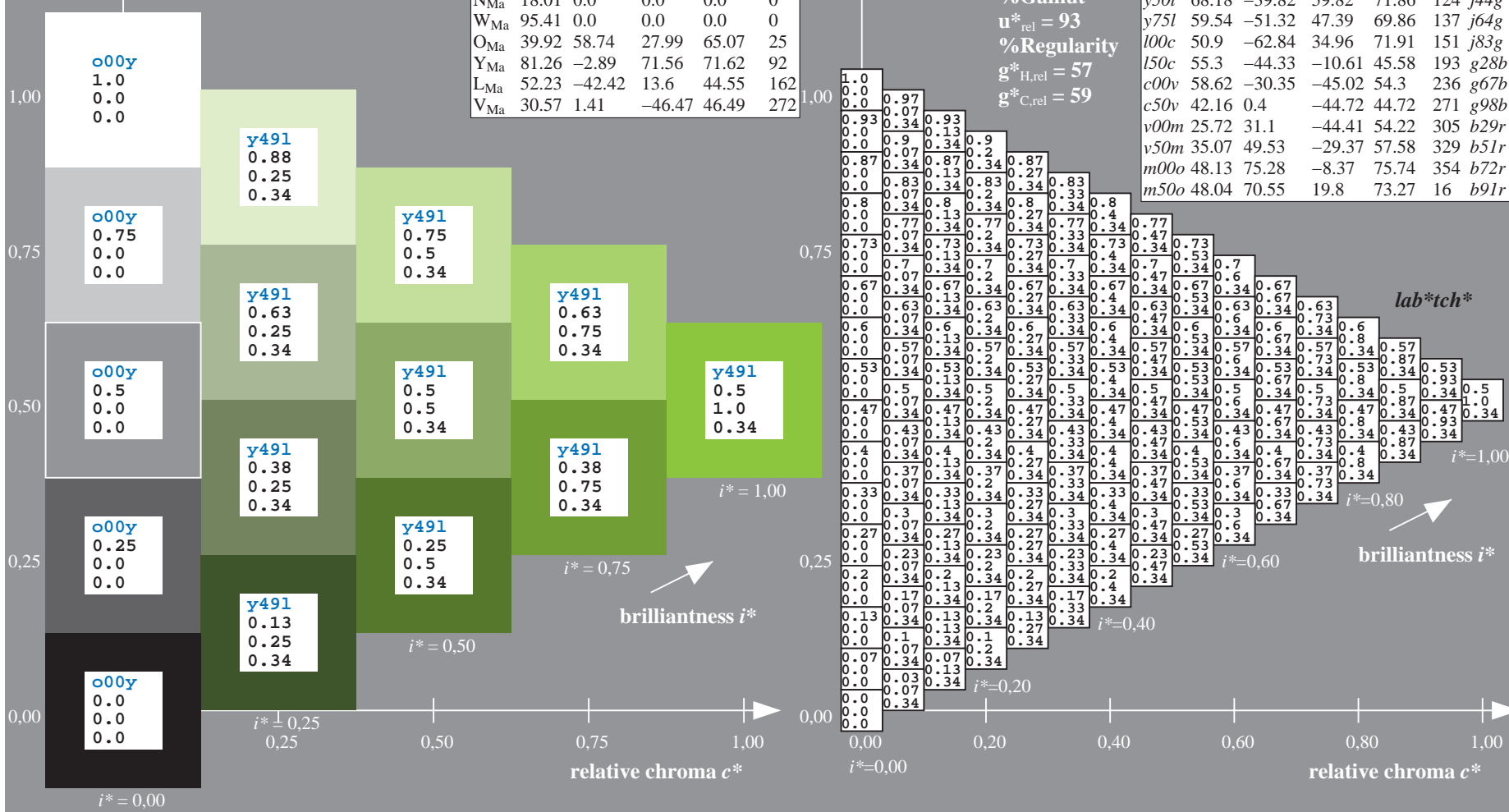
%Regularity

$g^*_{H,rel} = 57$

$g^*_{C,rel} = 59$

$u^*_d = y50l$   
 $lab^*tch^*$

ORS18_95aM; adapted (a) CIELAB data							
	$u^*_d$	$L^*=L^*_a$	$a^*_a$	$b^*_a$	$C^*_{ab,a}$	$h^*_{ab,a}$	$u^*_e$
o00y	47.94	65.39	50.52	82.63	38	38	r18j
o25y	58.38	46.78	60.66	76.6	52	52	r40j
o50y	67.98	29.66	69.99	76.02	67	67	r62j
o75y	78.09	11.63	79.82	80.66	82	82	r83j
y00l	90.37	-10.27	91.75	92.32	96	96	j06g
y25l	77.89	-26.88	73.8	78.54	110	110	j25g
y50l	68.18	-39.82	59.82	71.86	124	124	j44g
y75l	59.54	-51.32	47.39	69.86	137	137	j64g
l00c	50.9	-62.84	34.96	71.91	151	151	j83g
l50c	55.3	-44.33	-10.61	45.58	193	193	g28b
c00v	58.62	-30.35	-45.02	54.3	236	236	g67b
c50v	42.16	0.4	-44.72	44.72	271	271	g88b
v00m	25.72	31.1	-44.41	54.22	305	305	b29r
v50m	35.07	49.53	-29.37	57.58	329	329	b51r
m00o	48.13	75.28	-8.37	75.74	354	354	b72r
m50o	48.04	70.55	19.8	73.27	16	16	b91r

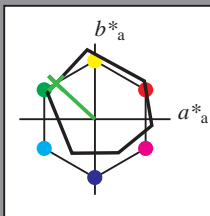


See for similar files: <http://www.ps.bam.de/Ee64/>; [www.ps.bam.de/Ee.HTM](http://www.ps.bam.de/Ee.HTM)  
 Technical information: <http://www.ps.bam.de> Version 2.1, io=1,1, ColSpX=1

BAM registration: 20081001-Ee64/10L/L64E00NP.PS/.PDF BAM material: code=rh4ta  
 application for evaluation and measurement of printer or monitor systems

Input and output: Colorimetric Printer Reflective System ORS18\_95aM for relative CIELAB hue  $h^* = lab^*h^* = h^*_{ab}/360 = 0.381$   
 data for any colour:

$lab^*tch^*$  and  $lab^*icu^*$   
 Hue texts:  
 $u^*_d = y75l$   $u^*_e = j64g$   
 contrast reduction factor:  
 $c_R = 1.0$   
 triangle lightness  $t^*$



ORS18\_95aM; adapted (a) CIELAB data

	$u^*_d$	$L^*=L^*_a$	$a^*_a$	$b^*_a$	$C^*_{ab,a}$	$h^*_{ab,a}$
O <sub>Ma</sub>	47.94	65.39	50.52	82.63	38	
Y <sub>Ma</sub>	90.37	-10.27	91.75	92.32	96	
L <sub>Ma</sub>	50.9	-62.84	34.96	71.91	151	
C <sub>Ma</sub>	58.62	-30.35	-45.02	54.3	236	
V <sub>Ma</sub>	25.72	31.1	-44.41	54.22	305	
M <sub>Ma</sub>	48.13	75.28	-8.37	75.74	354	
N <sub>Ma</sub>	18.01	0.0	0.0	0.0	0	
W <sub>Ma</sub>	95.41	0.0	0.0	0.0	0	
O <sub>Ma</sub>	39.92	58.74	27.99	65.07	25	
Y <sub>Ma</sub>	81.26	-2.89	71.56	71.62	92	
L <sub>Ma</sub>	52.23	-42.42	13.6	44.55	162	
V <sub>Ma</sub>	30.57	1.41	-46.47	46.49	272	

Data for maximum colour (Ma):

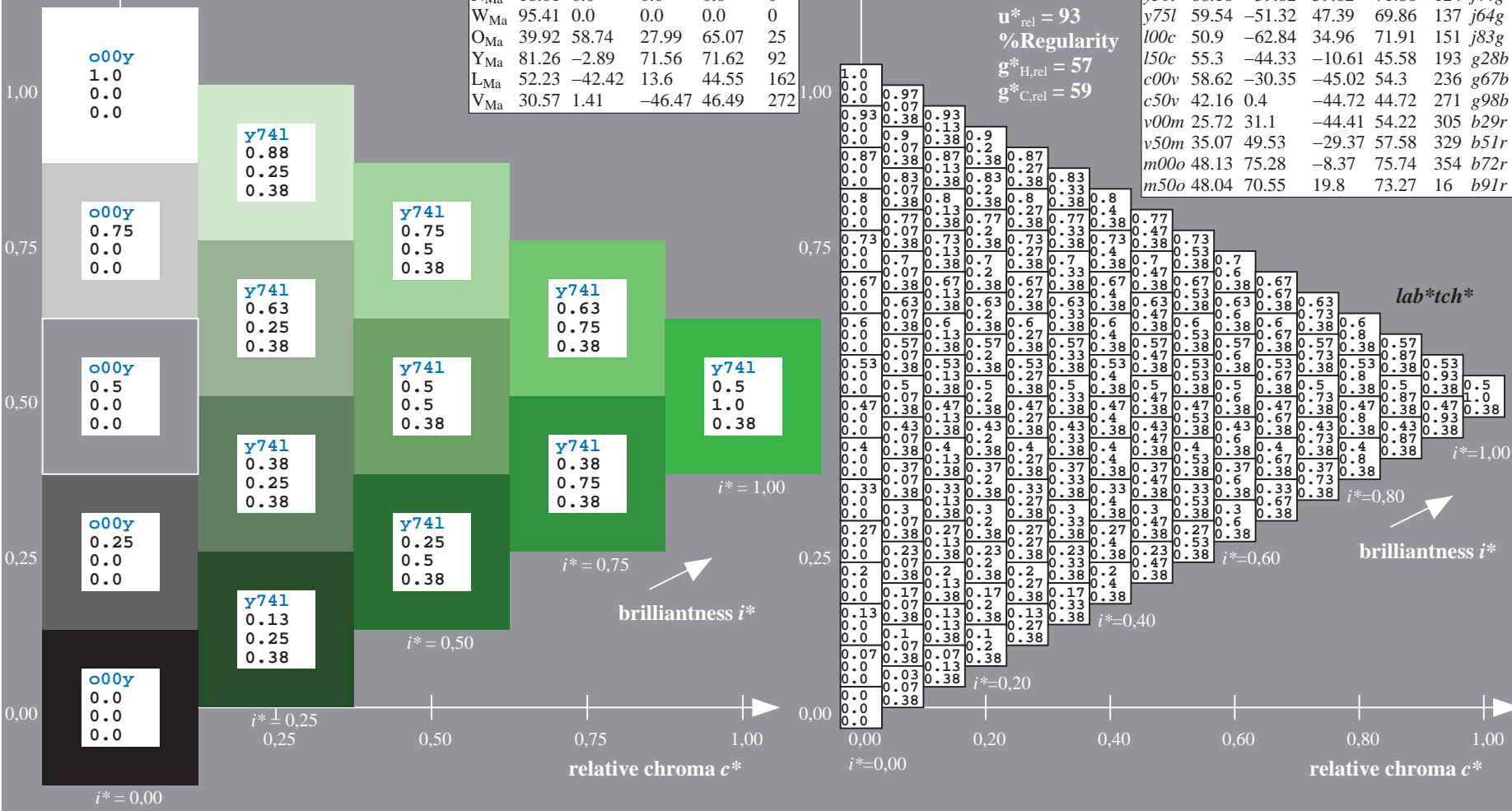
$LAB^*LAB^*_{Ma}$ : 60 -51 47  
 $LAB^*LCH^*_{Ma}$ : 60 70 137  
 $lab^*olv^*_{Ma}$ : 0.25 1.0 0.0  
 $lab^*rgb^*_{Ma}$ : 0.36 1.0 0.0

triangle lightness  $t^*$

%Gamut  
 $u^*_{rel} = 93$   
 %Regularity  
 $g^*_{H,rel} = 57$   
 $g^*_{C,rel} = 59$

ORS18\_95aM; adapted (a) CIELAB data

	$u^*_d$	$L^*=L^*_a$	$a^*_a$	$b^*_a$	$C^*_{ab,a}$	$h^*_{ab,a}$	$u^*_e$
o00y	47.94	65.39	50.52	82.63	38		r18j
o25y	58.38	46.78	60.66	76.6	52		r40j
o50y	67.98	29.66	69.99	76.02	67		r62j
o75y	78.09	11.63	79.82	80.66	82		r83j
y00l	90.37	-10.27	91.75	92.32	96		j06g
y25l	77.89	-26.88	73.8	78.54	110		j25g
y50l	68.18	-39.82	59.82	71.86	124		j44g
y75l	59.54	-51.32	47.39	69.86	137		j64g
l00c	50.9	-62.84	34.96	71.91	151		j83g
l50c	55.3	-44.33	-10.61	45.58	193		g28b
c00v	58.62	-30.35	-45.02	54.3	236		g67b
c50v	42.16	0.4	-44.72	44.72	271		g98b
v00m	25.72	31.1	-44.41	54.22	305		b29r
v50m	35.07	49.53	-29.37	57.58	329		b51r
m00o	48.13	75.28	-8.37	75.74	354		b72r
m50o	48.04	70.55	19.8	73.27	16		b91r

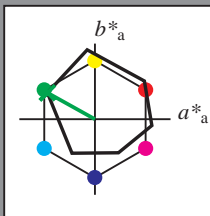


See for similar files: <http://www.ps.bam.de/Ee64/>; [www.ps.bam.de/Ee64/](http://www.ps.bam.de/Ee64/); [www.ps.bam.de/Ee64/](http://www.ps.bam.de/Ee64/)  
 Technical information: <http://www.ps.bam.de> Version 2.1, io=1,1, ColSpx=1

BAM registration: 20081001-Ee64/10L/L64E00NP.PS/.PDF BAM material: code=rh4ta  
 application for evaluation and measurement of printer or monitor systems

Input and output: Colorimetric Printer Reflective System ORS18\_95aM for relative CIELAB hue  $h^* = lab^*h^* = h_{ab}/360 = 0.419$   
 data for any colour:

$lab^*tch^*$  and  $lab^*icu^*$   
 Hue texts:  
 $u^*_d = 100c$   $u^*_e = j83g$   
 contrast reduction factor:  
 $c_R = 1.0$   
 triangle lightness  $t^*$



ORS18\_95aM; adapted (a) CIELAB data

$u^*_d$	$L^*=L^*_a$	$a^*_a$	$b^*_a$	$C^*_{ab,a}$	$h^*_{ab,a}$
O <sub>Ma</sub>	47.94	65.39	50.52	82.63	38
Y <sub>Ma</sub>	90.37	-10.27	91.75	92.32	96
L <sub>Ma</sub>	50.9	-62.84	34.96	71.91	151
C <sub>Ma</sub>	58.62	-30.35	-45.02	54.3	236
V <sub>Ma</sub>	25.72	31.1	-44.41	54.22	305
M <sub>Ma</sub>	48.13	75.28	-8.37	75.74	354
N <sub>Ma</sub>	18.01	0.0	0.0	0.0	0
W <sub>Ma</sub>	95.41	0.0	0.0	0.0	0
O <sub>Ma</sub>	39.92	58.74	27.99	65.07	25
Y <sub>Ma</sub>	81.26	-2.89	71.56	71.62	92
L <sub>Ma</sub>	52.23	-42.42	13.6	44.55	162
V <sub>Ma</sub>	30.57	1.41	-46.47	46.49	272

Data for maximum colour (Ma):

$LAB^*LAB^*_{Ma}$ : 51 -63 35

$LAB^*LCH^*_{Ma}$ : 51 72 150

$lab^*olv^*_{Ma}$ : 0.0 1.0 0.0

$lab^*rgb^*_{Ma}$ : 0.16 1.0 0.0

triangle lightness  $t^*$

%Gamut

$u^*_{rel} = 93$

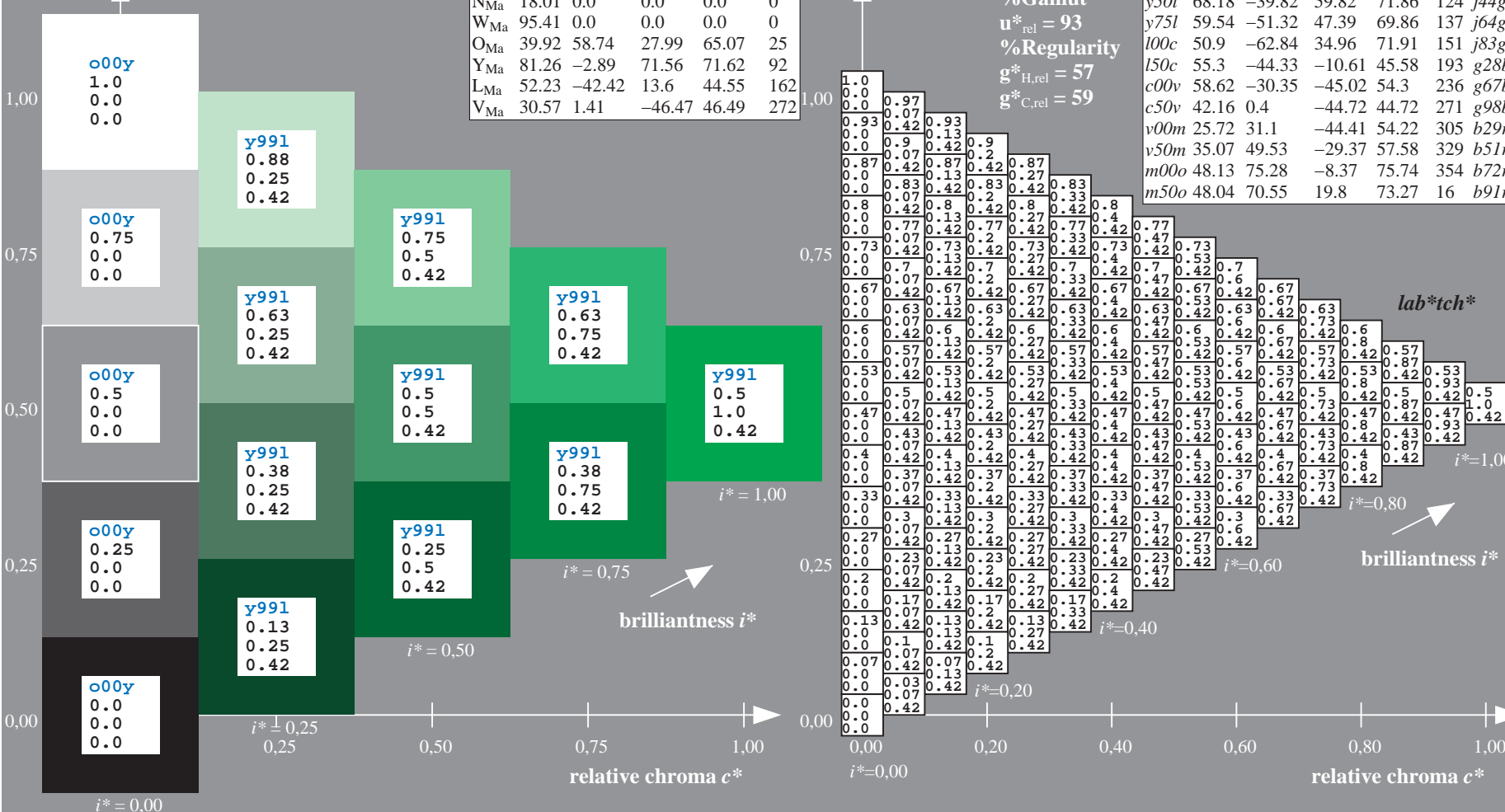
%Regularity

$g^*_{H,rel} = 57$

$g^*_{C,rel} = 59$

ORS18\_95aM; adapted (a) CIELAB data

$u^*_d$	$L^*=L^*_a$	$a^*_a$	$b^*_a$	$C^*_{ab,a}$	$h^*_{ab,a}$	$u^*_e$
<i>o00y</i>	47.94	65.39	50.52	82.63	38	<i>r18j</i>
<i>o25y</i>	58.38	46.78	60.66	76.6	52	<i>r40j</i>
<i>o50y</i>	67.98	29.66	69.99	76.02	67	<i>r62j</i>
<i>o75y</i>	78.09	11.63	79.82	80.66	82	<i>r83j</i>
<i>y00l</i>	90.37	-10.27	91.75	92.32	96	<i>j06g</i>
<i>y25l</i>	77.89	-26.88	73.8	78.54	110	<i>j25g</i>
<i>y50l</i>	68.18	-39.82	59.82	71.86	124	<i>j44g</i>
<i>y75l</i>	59.54	-51.32	47.39	69.86	137	<i>j64g</i>
<i>100c</i>	50.9	-62.84	34.96	71.91	151	<i>j83g</i>
<i>l50c</i>	55.3	-44.33	-10.61	45.58	193	<i>g28b</i>
<i>c00v</i>	58.62	-30.35	-45.02	54.3	236	<i>g67b</i>
<i>c50v</i>	42.16	0.4	-44.72	44.72	271	<i>g88b</i>
<i>v00m</i>	25.72	31.1	-44.41	54.22	305	<i>b29r</i>
<i>v50m</i>	35.07	49.53	-29.37	57.58	329	<i>b51r</i>
<i>m00o</i>	48.13	75.28	-8.37	75.74	354	<i>b72r</i>
<i>m50o</i>	48.04	70.55	19.8	73.27	16	<i>b91r</i>

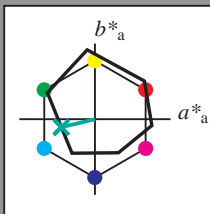


See for similar files: <http://www.ps.bam.de/Ee64/>; [www.ps.bam.de/Ee64/](http://www.ps.bam.de/Ee64/); [www.ps.bam.de/Ee64/](http://www.ps.bam.de/Ee64/)  
 Technical information: <http://www.ps.bam.de> Version 2.1, io=1,1, ColSPx=1

BAM registration: 20081001-Ee64/10L/L64E00NP.PS/.PDF BAM material: code=rhadata  
 application for evaluation and measurement of printer or monitor systems

Input and output: Colorimetric Printer Reflective System ORS18\_95aM for relative CIELAB hue  $h^* = lab^*h^* = h_{ab}^*/360 = 0.537$   
 data for any colour:

$lab^*tch^*$  and  $lab^*icu^*$   
 Hue texts:  
 $u^*_d = 150c$   $u^*_e = g28b$   
 contrast reduction factor:  
 $c_R = 1.0$   
 triangle lightness  $t^*$



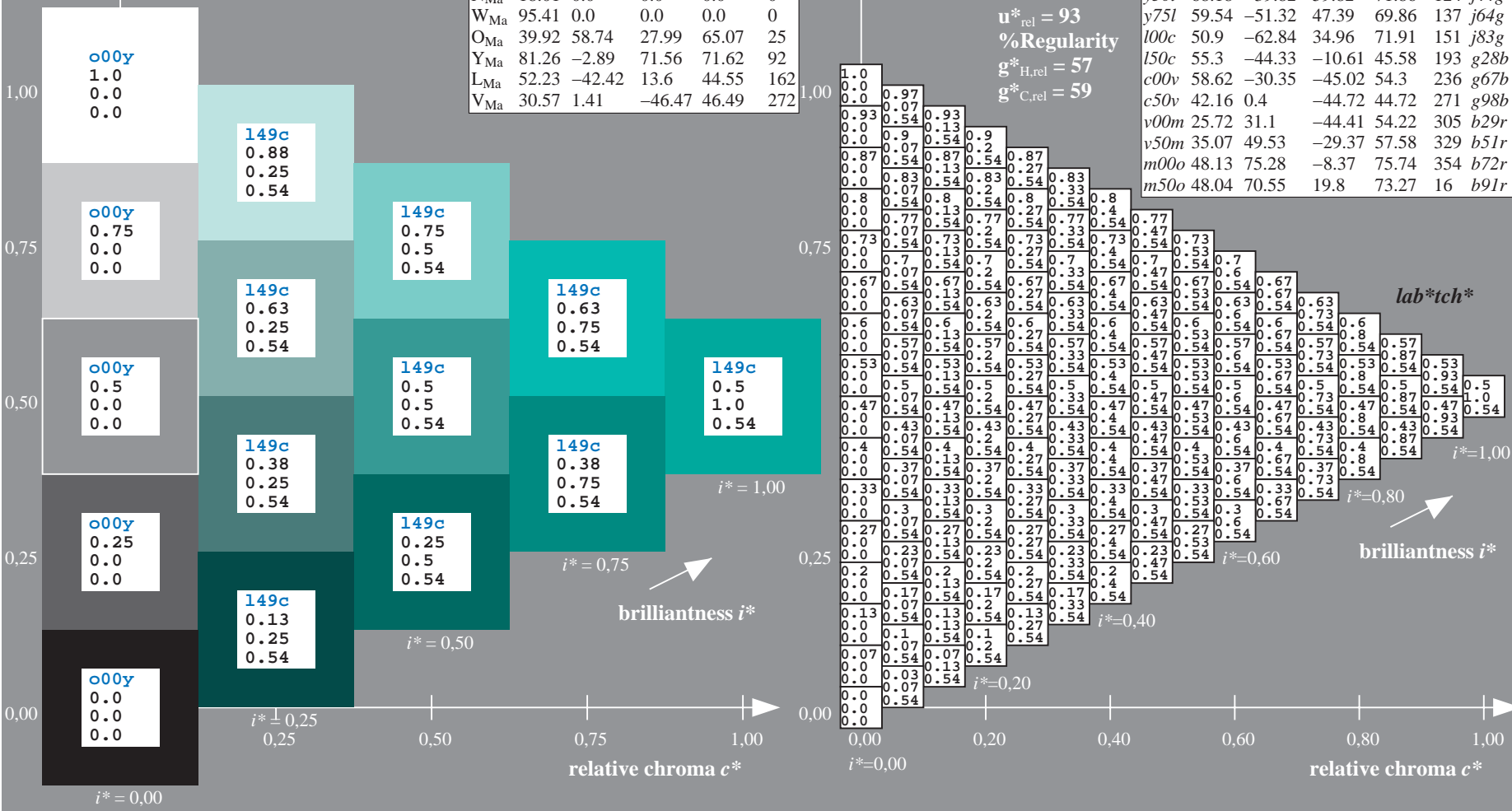
ORS18_95aM; adapted (a) CIELAB data						
	$u^*_d$	$L^*=L^*_a$	$a^*_a$	$b^*_a$	$C^*_{ab,a}$	$h^*_{ab,a}$
O <sub>Ma</sub>	47.94	65.39	50.52	82.63	38	38
Y <sub>Ma</sub>	90.37	-10.27	91.75	92.32	96	96
L <sub>Ma</sub>	50.9	-62.84	34.96	71.91	151	151
C <sub>Ma</sub>	58.62	-30.35	-45.02	54.3	236	236
V <sub>Ma</sub>	25.72	31.1	-44.41	54.22	305	305
M <sub>Ma</sub>	48.13	75.28	-8.37	75.74	354	354
N <sub>Ma</sub>	18.01	0.0	0.0	0.0	0	0
W <sub>Ma</sub>	95.41	0.0	0.0	0.0	0	0
O <sub>Ma</sub>	39.92	58.74	27.99	65.07	25	25
Y <sub>Ma</sub>	81.26	-2.89	71.56	71.62	92	92
L <sub>Ma</sub>	52.23	-42.42	13.6	44.55	162	162
V <sub>Ma</sub>	30.57	1.41	-46.47	46.49	272	272

Data for maximum colour (Ma):

$LAB^*LAB^*_{Ma}$ : 55 -44 -11  
 $LAB^*LCH^*_{Ma}$ : 55 46 193  
 $lab^*olv^*_{Ma}$ : 0.0 1.0 0.5  
 $lab^*rgb^*_{Ma}$ : 0.0 1.0 0.57  
 triangle lightness  $t^*$

%Gamut  
 $u^*_{rel} = 93$   
 %Regularity  
 $g^*_{H,rel} = 57$   
 $g^*_{C,rel} = 59$

ORS18_95aM; adapted (a) CIELAB data							$u^*_d = 150c$	$lab^*tch^*$
	$u^*_d$	$L^*=L^*_a$	$a^*_a$	$b^*_a$	$C^*_{ab,a}$	$h^*_{ab,a}$	$u^*_e$	
o00y	47.94	65.39	50.52	82.63	38	38	r18j	
o25y	58.38	46.78	60.66	76.6	52	52	r40j	
o50y	67.98	29.66	69.99	76.02	67	67	r62j	
o75y	78.09	11.63	79.82	80.66	82	82	r83j	
y00l	90.37	-10.27	91.75	92.32	96	96	j06g	
y25l	77.89	-26.88	73.8	78.54	110	110	j25g	
y50l	68.18	-39.82	59.82	71.86	124	124	j44g	
y75l	59.54	-51.32	47.39	69.86	137	137	j64g	
l00c	50.9	-62.84	34.96	71.91	151	151	j83g	
l50c	55.3	-44.33	-10.61	45.58	193	193	g28b	
c00v	58.62	-30.35	-45.02	54.3	236	236	g67b	
c50v	42.16	0.4	-44.72	44.72	271	271	g88b	
v00m	25.72	31.1	-44.41	54.22	305	305	b29r	
v50m	35.07	49.53	-29.37	57.58	329	329	b51r	
m00o	48.13	75.28	-8.37	75.74	354	354	b72r	
m50o	48.04	70.55	19.8	73.27	16	16	b91r	

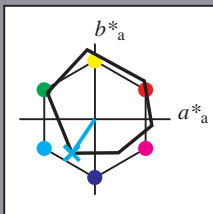


See for similar files: <http://www.ps.bam.de/Ee64/>; [www.ps.bam.de/Ee.HTM](http://www.ps.bam.de/Ee.HTM)  
 Technical information: <http://www.ps.bam.de> Version 2.1, io=1,1, ColSpx=1

BAM registration: 20081001-Ee64/10L/L64E00NP.PS/.PDF BAM material: code=rh4ta  
 application for evaluation and measurement of printer or monitor systems

Input and output: Colorimetric Printer Reflective System ORS18\_95aM for relative CIELAB hue  $h^* = lab^*h^* = h_{ab}^*/360 = 0.656$   
 data for any colour:

$lab^*tch^*$  and  $lab^*icu^*$   
 Hue texts:  
 $u^*_d = c00v$   $u^*_e = g67b$   
 contrast reduction factor:  
 $c_R = 1.0$   
 triangle lightness  $t^*$



ORS18\_95aM; adapted (a) CIELAB data

	$u^*_d$	$L^*=L^*_a$	$a^*_a$	$b^*_a$	$C^*_{ab,a}$	$h^*_{ab,a}$
O <sub>Ma</sub>	47.94	65.39	50.52	82.63	38	38
Y <sub>Ma</sub>	90.37	-10.27	91.75	92.32	96	96
L <sub>Ma</sub>	50.9	-62.84	34.96	71.91	151	151
C <sub>Ma</sub>	58.62	-30.35	-45.02	54.3	236	236
V <sub>Ma</sub>	25.72	31.1	-44.41	54.22	305	305
M <sub>Ma</sub>	48.13	75.28	-8.37	75.74	354	354
N <sub>Ma</sub>	18.01	0.0	0.0	0.0	0	0
W <sub>Ma</sub>	95.41	0.0	0.0	0.0	0	0
O <sub>Ma</sub>	39.92	58.74	27.99	65.07	25	25
Y <sub>Ma</sub>	81.26	-2.89	71.56	71.62	92	92
L <sub>Ma</sub>	52.23	-42.42	13.6	44.55	162	162
V <sub>Ma</sub>	30.57	1.41	-46.47	46.49	272	272

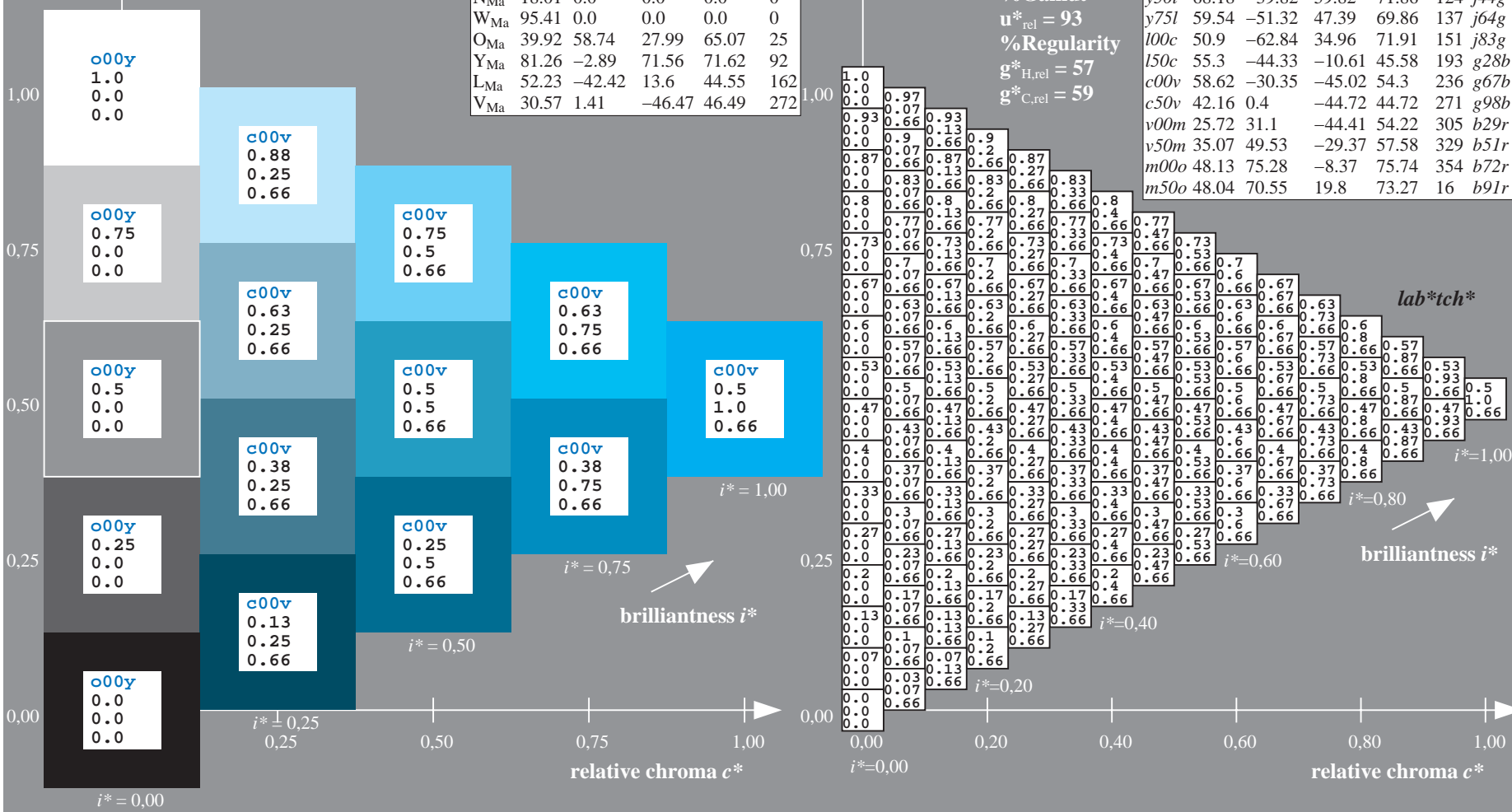
Data for maximum colour (Ma):

$LAB^*LAB^*_{Ma}$ : 59 -30 -45  
 $LAB^*LCH^*_{Ma}$ : 59 54 236  
 $lab^*olv^*_{Ma}$ : 0.0 1.0 1.0  
 $lab^*rgb^*_{Ma}$ : 0.0 0.65 1.0  
 triangle lightness  $t^*$

ORS18\_95aM; adapted (a) CIELAB data

	$u^*_d$	$L^*=L^*_a$	$a^*_a$	$b^*_a$	$C^*_{ab,a}$	$h^*_{ab,a}$	$u^*_e$
o00y	47.94	65.39	50.52	82.63	38	r18j	
o25y	58.38	46.78	60.66	76.6	52	r40j	
o50y	67.98	29.66	69.99	76.02	67	r62j	
o75y	78.09	11.63	79.82	80.66	82	r83j	
y00l	90.37	-10.27	91.75	92.32	96	j06g	
y25l	77.89	-26.88	73.8	78.54	110	j25g	
y50l	68.18	-39.82	59.82	71.86	124	j44g	
y75l	59.54	-51.32	47.39	69.86	137	j64g	
l00c	50.9	-62.84	34.96	71.91	151	j83g	
l50c	55.3	-44.33	-10.61	45.58	193	g28b	
c00v	58.62	-30.35	-45.02	54.3	236	g67b	
c50v	42.16	0.4	-44.72	44.72	271	g98b	
v00m	25.72	31.1	-44.41	54.22	305	b29r	
v50m	35.07	49.53	-29.37	57.58	329	b51r	
m00o	48.13	75.28	-8.37	75.74	354	b72r	
m50o	48.04	70.55	19.8	73.27	16	b91r	

%Gamut  
 $u^*_{rel} = 93$   
 %Regularity  
 $g^*_{H,rel} = 57$   
 $g^*_{C,rel} = 59$



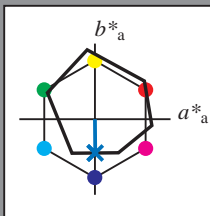
See for similar files: <http://www.ps.bam.de/Ee64/>; [www.ps.bam.de/Ee.HTM](http://www.ps.bam.de/Ee.HTM)  
 Technical information: <http://www.ps.bam.de> Version 2.1, io=1,1, ColSPX=1

BAM registration: 20081001-Ee64/10L/L64E00NP.PS/.PDF BAM material: code=rhadata  
 application for evaluation and measurement of printer or monitor systems



Input and output: Colorimetric Printer Reflective System ORS18\_95aM for relative CIELAB hue  $h^* = lab^*h^* = h_{ab}^*/360 = 0.751$   
 data for any colour:  
 $lab^*tch^*$  and  $lab^*icu^*$

Hue texts:  
 $u^*_d = c50v$   $u^*_e = g98b$   
 contrast reduction factor:  
 $c_R = 1.0$   
 triangle lightness  $t^*$



ORS18\_95aM; adapted (a) CIELAB data

	$u^*_d$	$L^*=L^*_a$	$a^*_a$	$b^*_a$	$C^*_{ab,a}$	$h^*_{ab,a}$
O <sub>Ma</sub>	47.94	65.39	50.52	82.63	38	38
Y <sub>Ma</sub>	90.37	-10.27	91.75	92.32	96	96
L <sub>Ma</sub>	50.9	-62.84	34.96	71.91	151	151
C <sub>Ma</sub>	58.62	-30.35	-45.02	54.3	236	236
V <sub>Ma</sub>	25.72	31.1	-44.41	54.22	305	305
M <sub>Ma</sub>	48.13	75.28	-8.37	75.74	354	354
N <sub>Ma</sub>	18.01	0.0	0.0	0.0	0	0
W <sub>Ma</sub>	95.41	0.0	0.0	0.0	0	0
O <sub>Ma</sub>	39.92	58.74	27.99	65.07	25	25
Y <sub>Ma</sub>	81.26	-2.89	71.56	71.62	92	92
L <sub>Ma</sub>	52.23	-42.42	13.6	44.55	162	162
V <sub>Ma</sub>	30.57	1.41	-46.47	46.49	272	272

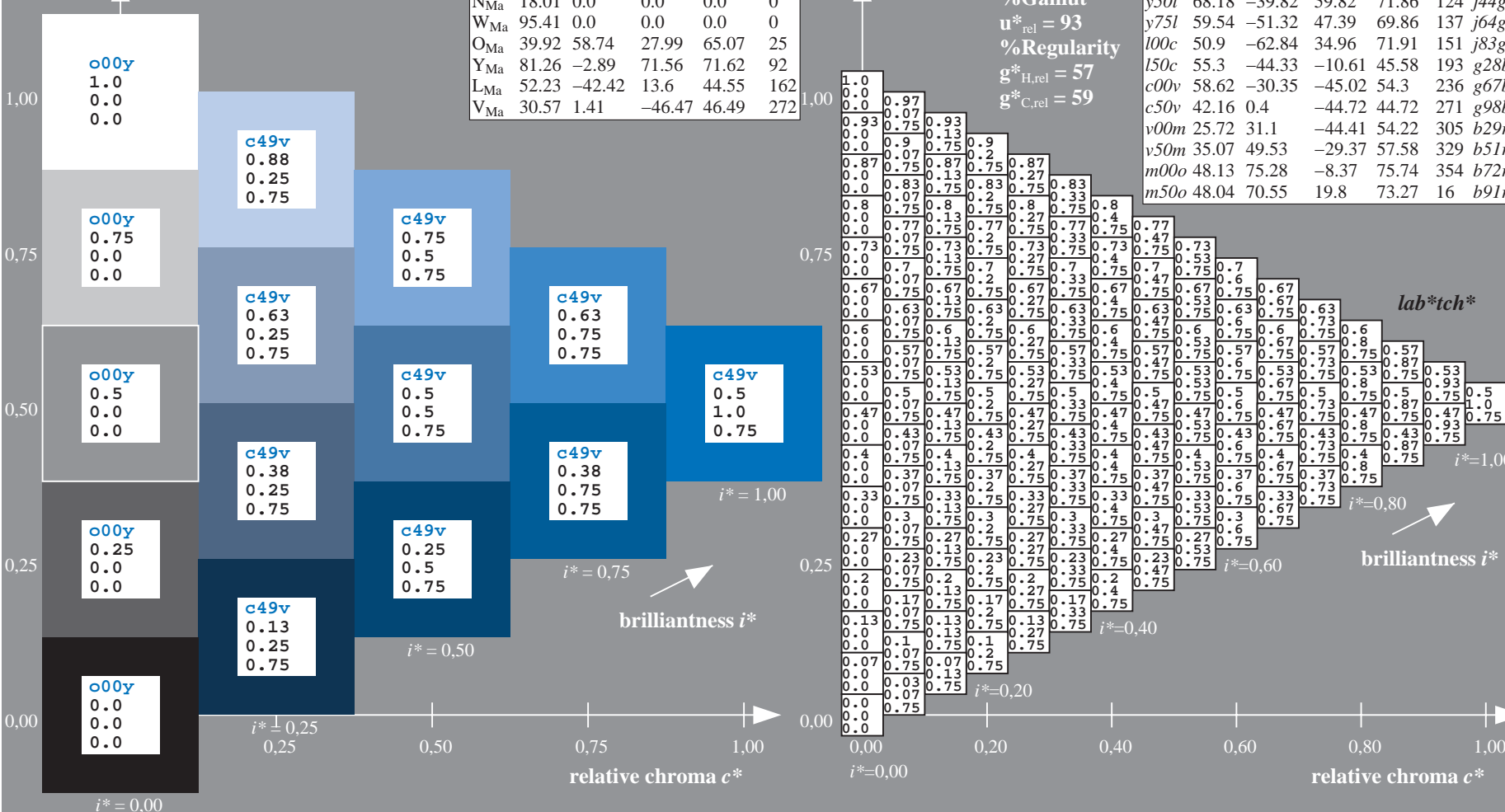
Data for maximum colour (Ma):

$LAB^*LAB^*_{Ma}$ : 42 0 -45  
 $LAB^*LCH^*_{Ma}$ : 42 45 270  
 $lab^*olv^*_{Ma}$ : 0.0 0.5 1.0  
 $lab^*rgb^*_{Ma}$ : 0.0 0.02 1.0

triangle lightness  $t^*$   
 %Gamut  
 $u^*_{rel} = 93$   
 %Regularity  
 $g^*_{H,rel} = 57$   
 $g^*_{C,rel} = 59$

ORS18\_95aM; adapted (a) CIELAB data

	$u^*_d$	$L^*=L^*_a$	$a^*_a$	$b^*_a$	$C^*_{ab,a}$	$h^*_{ab,a}$	$u^*_e$
o00y	47.94	65.39	50.52	82.63	38	r18j	
o25y	58.38	46.78	60.66	76.6	52	r40j	
o50y	67.98	29.66	69.99	76.02	67	r62j	
o75y	78.09	11.63	79.82	80.66	82	r83j	
y00l	90.37	-10.27	91.75	92.32	96	j06g	
y25l	77.89	-26.88	73.8	78.54	110	j25g	
y50l	68.18	-39.82	59.82	71.86	124	j44g	
y75l	59.54	-51.32	47.39	69.86	137	j64g	
l00c	50.9	-62.84	34.96	71.91	151	j83g	
l50c	55.3	-44.33	-10.61	45.58	193	g28b	
c00v	58.62	-30.35	-45.02	54.3	236	g67b	
c50v	42.16	0.4	-44.72	44.72	271	g98b	
v00m	25.72	31.1	-44.41	54.22	305	b29r	
v50m	35.07	49.53	-29.37	57.58	329	b51r	
m00o	48.13	75.28	-8.37	75.74	354	b72r	
m50o	48.04	70.55	19.8	73.27	16	b91r	

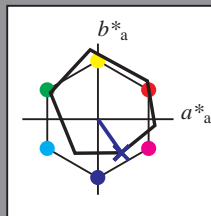


See for similar files: <http://www.ps.bam.de/Ee64/>; [www.ps.bam.de/Ee.HTM](http://www.ps.bam.de/Ee.HTM)  
 Technical information: <http://www.ps.bam.de> Version 2.1, io=1,1, ColSpX=1

BAM registration: 20081001-Ee64/10L/L64E00NP.PS/.PDF BAM material: code=rh4ta  
 application for evaluation and measurement of printer or monitor systems

Input and output: Colorimetric Printer Reflective System ORS18\_95aM for relative CIELAB hue  $h^* = lab^*h^* = h_{ab}^*/360 = 0.847$   
 data for any colour:  
 $lab^*tch^*$  and  $lab^*icu^*$

Hue texts:  
 $u^*_d = v00m$   $u^*_e = b29r$   
 contrast reduction factor:  
 $c_R = 1.0$   
 triangle lightness  $t^*$



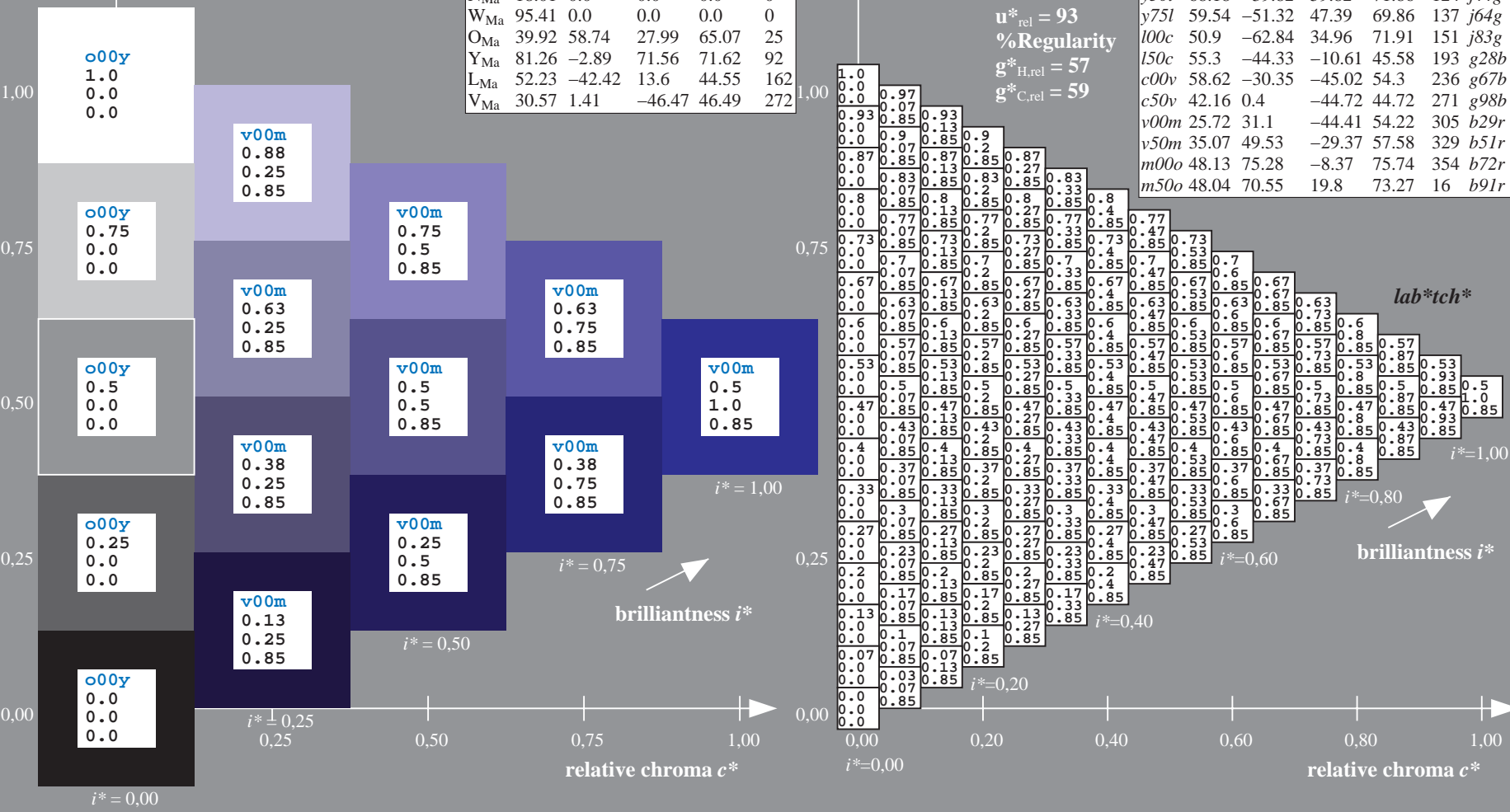
ORS18_95aM; adapted (a) CIELAB data						
	$u^*_d$	$L^*=L^*_a$	$a^*_a$	$b^*_a$	$C^*_{ab,a}$	$h^*_{ab,a}$
O <sub>Ma</sub>	47.94	65.39	50.52	82.63	38	38
Y <sub>Ma</sub>	90.37	-10.27	91.75	92.32	96	96
L <sub>Ma</sub>	50.9	-62.84	34.96	71.91	151	151
C <sub>Ma</sub>	58.62	-30.35	-45.02	54.3	236	236
V <sub>Ma</sub>	25.72	31.1	-44.41	54.22	305	305
M <sub>Ma</sub>	48.13	75.28	-8.37	75.74	354	354
N <sub>Ma</sub>	18.01	0.0	0.0	0.0	0	0
W <sub>Ma</sub>	95.41	0.0	0.0	0.0	0	0
O <sub>Ma</sub>	39.92	58.74	27.99	65.07	25	25
Y <sub>Ma</sub>	81.26	-2.89	71.56	71.62	92	92
L <sub>Ma</sub>	52.23	-42.42	13.6	44.55	162	162
V <sub>Ma</sub>	30.57	1.41	-46.47	46.49	272	272

Data for maximum colour (Ma):

$LAB^*LAB^*_{Ma}$ : 26 31 -44  
 $LAB^*LCH^*_{Ma}$ : 26 54 305  
 $lab^*olv^*_{Ma}$ : 0.0 0.0 1.0  
 $lab^*rgb^*_{Ma}$ : 0.58 0.0 1.0

triangle lightness  $t^*$   
 %Gamut  
 $u^*_{rel} = 93$   
 %Regularity  
 $g^*_{H,rel} = 57$   
 $g^*_{C,rel} = 59$

ORS18_95aM; adapted (a) CIELAB data							$u^*_d = v00m$	$lab^*tch^*$
	$u^*_d$	$L^*=L^*_a$	$a^*_a$	$b^*_a$	$C^*_{ab,a}$	$h^*_{ab,a}$	$u^*_e$	
o00y	47.94	65.39	50.52	82.63	38	38	r18j	
o25y	58.38	46.78	60.66	76.6	52	52	r40j	
o50y	67.98	29.66	69.99	76.02	67	67	r62j	
o75y	78.09	11.63	79.82	80.66	82	82	r83j	
y00l	90.37	-10.27	91.75	92.32	96	96	j06g	
y25l	77.89	-26.88	73.8	78.54	110	110	j25g	
y50l	68.18	-39.82	59.82	71.86	124	124	j44g	
y75l	59.54	-51.32	47.39	69.86	137	137	j64g	
l00c	50.9	-62.84	34.96	71.91	151	151	j83g	
l50c	55.3	-44.33	-10.61	45.58	193	193	g28b	
c00v	58.62	-30.35	-45.02	54.3	236	236	g67b	
c50v	42.16	0.4	-44.72	44.72	271	271	g98b	
v00m	25.72	31.1	-44.41	54.22	305	305	b29r	
v50m	35.07	49.53	-29.37	57.58	329	329	b51r	
m00o	48.13	75.28	-8.37	75.74	354	354	b72r	
m50o	48.04	70.55	19.8	73.27	16	16	b91r	

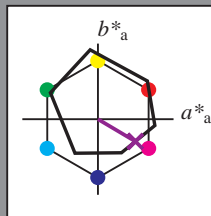


See for similar files: <http://www.ps.bam.de/Ee64/>; [www.ps.bam.de/Ee.HTM](http://www.ps.bam.de/Ee.HTM)  
 Technical information: <http://www.ps.bam.de> Version 2.1, io=1,1, ColSpx=1

BAM registration: 20081001-Ee64/10L/L64E00NP.PS/.PDF BAM material: code=rhadata  
 application for evaluation and measurement of printer or monitor systems

Input and output: Colorimetric Printer Reflective System ORS18\_95aM for relative CIELAB hue  $h^* = lab^*h^* = h_{ab}/360 = 0.915$   
 data for any colour:  
 $lab^*tch^*$  and  $lab^*icu^*$

Hue texts:  
 $u^*_d = v50m$   $u^*_e = b51r$   
 contrast reduction factor:  
 $c_R = 1.0$   
 triangle lightness  $t^*$



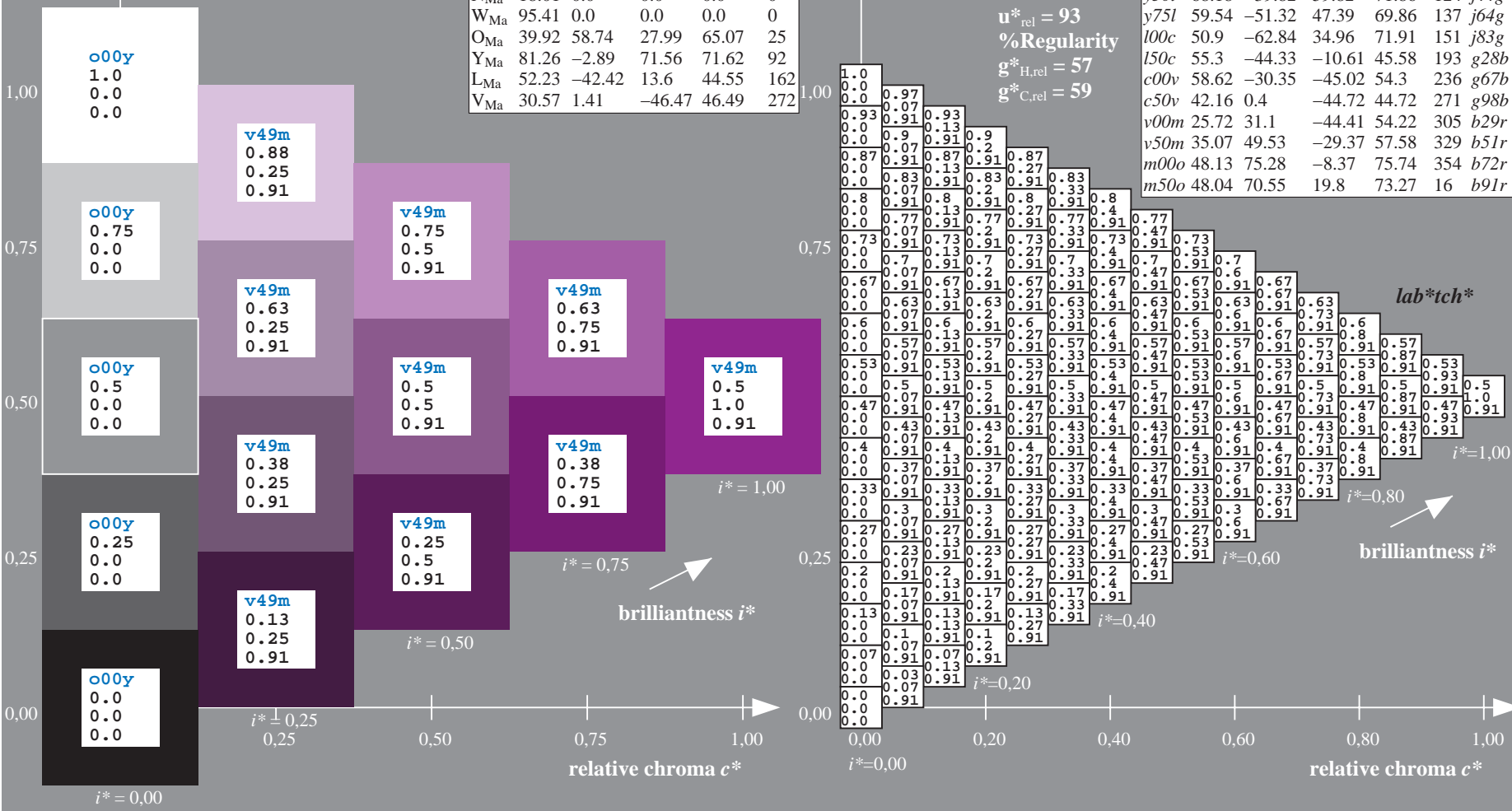
ORS18_95aM; adapted (a) CIELAB data						
$u^*_d$	$L^*=L^*_a$	$a^*_a$	$b^*_a$	$C^*_{ab,a}$	$h^*_{ab,a}$	
O <sub>Ma</sub>	47.94	65.39	50.52	82.63	38	
Y <sub>Ma</sub>	90.37	-10.27	91.75	92.32	96	
L <sub>Ma</sub>	50.9	-62.84	34.96	71.91	151	
C <sub>Ma</sub>	58.62	-30.35	-45.02	54.3	236	
V <sub>Ma</sub>	25.72	31.1	-44.41	54.22	305	
M <sub>Ma</sub>	48.13	75.28	-8.37	75.74	354	
N <sub>Ma</sub>	18.01	0.0	0.0	0.0	0	
W <sub>Ma</sub>	95.41	0.0	0.0	0.0	0	
O <sub>Ma</sub>	39.92	58.74	27.99	65.07	25	
Y <sub>Ma</sub>	81.26	-2.89	71.56	71.62	92	
L <sub>Ma</sub>	52.23	-42.42	13.6	44.55	162	
V <sub>Ma</sub>	30.57	1.41	-46.47	46.49	272	

Data for maximum colour (Ma):

$LAB^*LAB^*_{Ma}$ : 35 50 -29  
 $LAB^*LCH^*_{Ma}$ : 35 58 329  
 $lab^*olv^*_{Ma}$ : 0.5 0.0 1.0  
 $lab^*rgb^*_{Ma}$ : 1.0 0.0 0.99

triangle lightness  $t^*$   
 %Gamut  
 $u^*_{rel} = 93$   
 %Regularity  
 $g^*_{H,rel} = 57$   
 $g^*_{C,rel} = 59$

ORS18_95aM; adapted (a) CIELAB data							$u^*_d = v50m$	$lab^*tch^*$
$u^*_d$	$L^*=L^*_a$	$a^*_a$	$b^*_a$	$C^*_{ab,a}$	$h^*_{ab,a}$	$u^*_e$		
o00y	47.94	65.39	50.52	82.63	38	r18j		
o25y	58.38	46.78	60.66	76.6	52	r40j		
o50y	67.98	29.66	69.99	76.02	67	r62j		
o75y	78.09	11.63	79.82	80.66	82	r83j		
y00l	90.37	-10.27	91.75	92.32	96	j06g		
y25l	77.89	-26.88	73.8	78.54	110	j25g		
y50l	68.18	-39.82	59.82	71.86	124	j44g		
y75l	59.54	-51.32	47.39	69.86	137	j64g		
l00c	50.9	-62.84	34.96	71.91	151	j83g		
l50c	55.3	-44.33	-10.61	45.58	193	g28b		
c00v	58.62	-30.35	-45.02	54.3	236	g67b		
c50v	42.16	0.4	-44.72	44.72	271	g98b		
v00m	25.72	31.1	-44.41	54.22	305	b29r		
v50m	35.07	49.53	-29.37	57.58	329	b51r		
m00o	48.13	75.28	-8.37	75.74	354	b72r		
m50o	48.04	70.55	19.8	73.27	16	b91r		

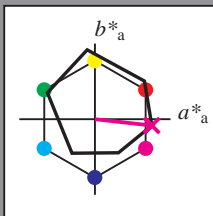


See for similar files: <http://www.ps.bam.de/Ee64/>; [www.ps.bam.de/Ee.HTM](http://www.ps.bam.de/Ee.HTM)  
 Technical information: <http://www.ps.bam.de> Version 2.1, io=1,1, ColSPx=1

BAM registration: 20081001-Ee64/10L/L64E00NP.PS/.PDF BAM material: code=rh4ta  
 application for evaluation and measurement of printer or monitor systems

Input and output: Colorimetric Printer Reflective System ORS18\_95aM for relative CIELAB hue  $h^* = lab^*h^* = h_{ab}^*/360 = 0.982$   
 data for any colour:

$lab^*tch^*$  and  $lab^*icu^*$   
 Hue texts:  
 $u^*_d = m00o$   $u^*_e = b72r$   
 contrast reduction factor:  
 $c_R = 1.0$   
 triangle lightness  $t^*$



ORS18\_95aM; adapted (a) CIELAB data

	$u^*_d$	$L^*=L^*_a$	$a^*_a$	$b^*_a$	$C^*_{ab,a}$	$h^*_{ab,a}$
O <sub>Ma</sub>	47.94	65.39	50.52	82.63	38	38
Y <sub>Ma</sub>	90.37	-10.27	91.75	92.32	96	96
L <sub>Ma</sub>	50.9	-62.84	34.96	71.91	151	151
C <sub>Ma</sub>	58.62	-30.35	-45.02	54.3	236	236
V <sub>Ma</sub>	25.72	31.1	-44.41	54.22	305	305
M <sub>Ma</sub>	48.13	75.28	-8.37	75.74	354	354
N <sub>Ma</sub>	18.01	0.0	0.0	0.0	0	0
W <sub>Ma</sub>	95.41	0.0	0.0	0.0	0	0
O <sub>Ma</sub>	39.92	58.74	27.99	65.07	25	25
Y <sub>Ma</sub>	81.26	-2.89	71.56	71.62	92	92
L <sub>Ma</sub>	52.23	-42.42	13.6	44.55	162	162
V <sub>Ma</sub>	30.57	1.41	-46.47	46.49	272	272

Data for maximum colour (Ma):

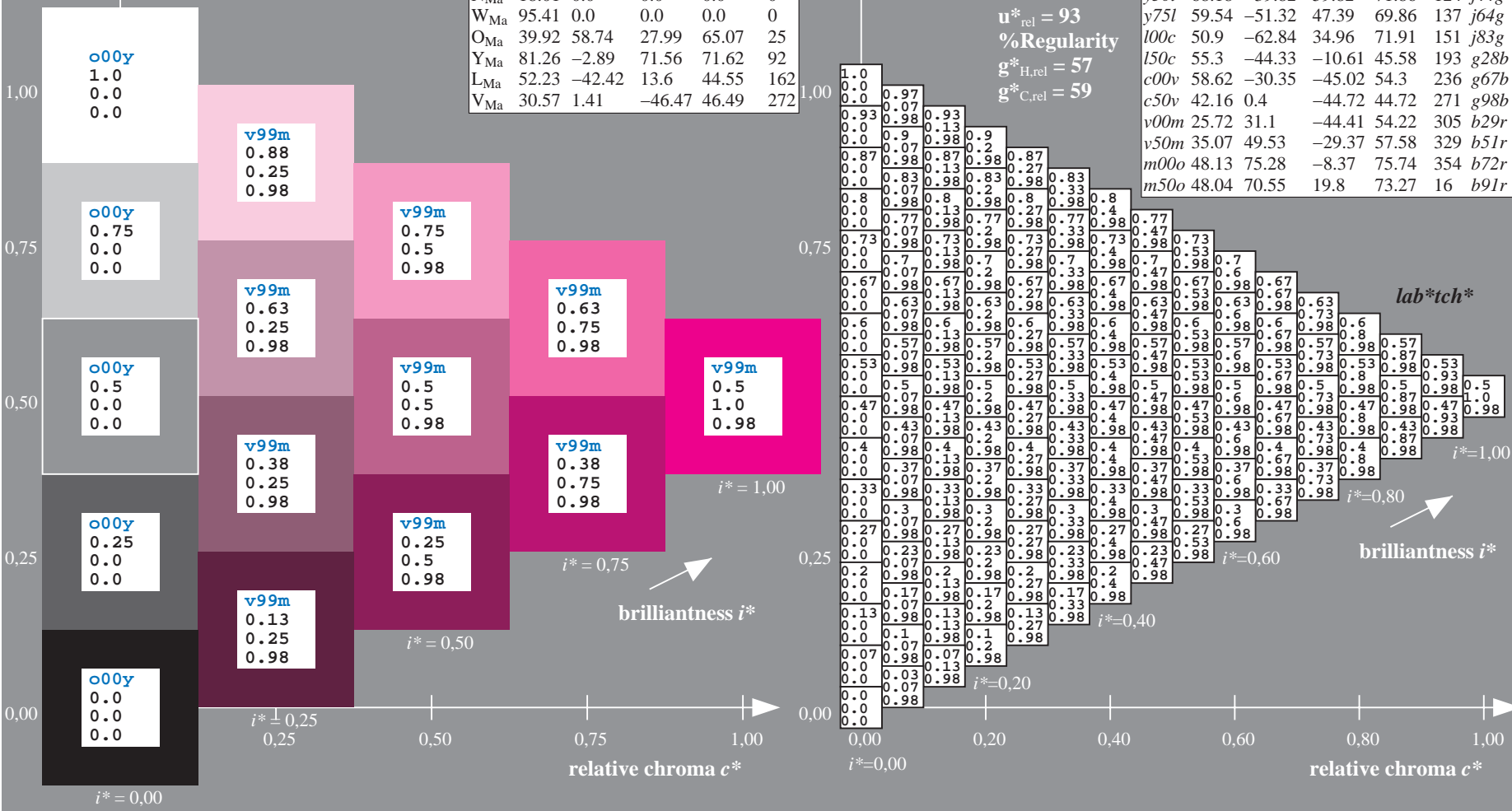
$LAB^*LAB^*_{Ma}$ : 48 75 -8  
 $LAB^*LCH^*_{Ma}$ : 48 76 353  
 $lab^*olv^*_{Ma}$ : 1.0 0.0 1.0  
 $lab^*rgb^*_{Ma}$ : 1.0 0.0 0.56

triangle lightness  $t^*$

%Gamut  
 $u^*_{rel} = 93$   
 %Regularity  
 $g^*_{H,rel} = 57$   
 $g^*_{C,rel} = 59$

ORS18\_95aM; adapted (a) CIELAB data

	$u^*_d$	$L^*=L^*_a$	$a^*_a$	$b^*_a$	$C^*_{ab,a}$	$h^*_{ab,a}$	$u^*_e$
o00y	47.94	65.39	50.52	82.63	38	r18j	
o25y	58.38	46.78	60.66	76.6	52	r40j	
o50y	67.98	29.66	69.99	76.02	67	r62j	
o75y	78.09	11.63	79.82	80.66	82	r83j	
y00l	90.37	-10.27	91.75	92.32	96	j06g	
y25l	77.89	-26.88	73.8	78.54	110	j25g	
y50l	68.18	-39.82	59.82	71.86	124	j44g	
y75l	59.54	-51.32	47.39	69.86	137	j64g	
l00c	50.9	-62.84	34.96	71.91	151	j83g	
l50c	55.3	-44.33	-10.61	45.58	193	g28b	
c00v	58.62	-30.35	-45.02	54.3	236	g67b	
c50v	42.16	0.4	-44.72	44.72	271	g98b	
v00m	25.72	31.1	-44.41	54.22	305	b29r	
v50m	35.07	49.53	-29.37	57.58	329	b51r	
m00o	48.13	75.28	-8.37	75.74	354	b72r	
m50o	48.04	70.55	19.8	73.27	16	b91r	

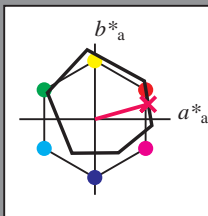


See for similar files: <http://www.ps.bam.de/Ee64/>; [www.ps.bam.de/Ee.HTM](http://www.ps.bam.de/Ee.HTM)  
 Technical information: <http://www.ps.bam.de> Version 2.1, io=1,1, ColSPx=1

BAM registration: 20081001-Ee64/10L/L64E00NP.PS/.PDF BAM material: code=rhadata  
 application for evaluation and measurement of printer or monitor systems

Input and output: Colorimetric Printer Reflective System ORS18\_95aM for relative CIELAB hue  $h^* = lab^*h^* = h_{ab}^*/360 = 0.044$   
 data for any colour:

$lab^*tch^*$  and  $lab^*icu^*$   
 Hue texts:  
 $u^*_d = m50o$   $u^*_e = b91r$   
 contrast reduction factor:  
 $c_R = 1.0$   
 triangle lightness  $t^*$



ORS18\_95aM; adapted (a) CIELAB data

	$u^*_d$	$L^*=L^*_a$	$a^*_a$	$b^*_a$	$C^*_{ab,a}$	$h^*_{ab,a}$
O <sub>Ma</sub>	47.94	65.39	50.52	82.63	38	
Y <sub>Ma</sub>	90.37	-10.27	91.75	92.32	96	
L <sub>Ma</sub>	50.9	-62.84	34.96	71.91	151	
C <sub>Ma</sub>	58.62	-30.35	-45.02	54.3	236	
V <sub>Ma</sub>	25.72	31.1	-44.41	54.22	305	
M <sub>Ma</sub>	48.13	75.28	-8.37	75.74	354	
N <sub>Ma</sub>	18.01	0.0	0.0	0.0	0	
W <sub>Ma</sub>	95.41	0.0	0.0	0.0	0	
O <sub>Ma</sub>	39.92	58.74	27.99	65.07	25	
Y <sub>Ma</sub>	81.26	-2.89	71.56	71.62	92	
L <sub>Ma</sub>	52.23	-42.42	13.6	44.55	162	
V <sub>Ma</sub>	30.57	1.41	-46.47	46.49	272	

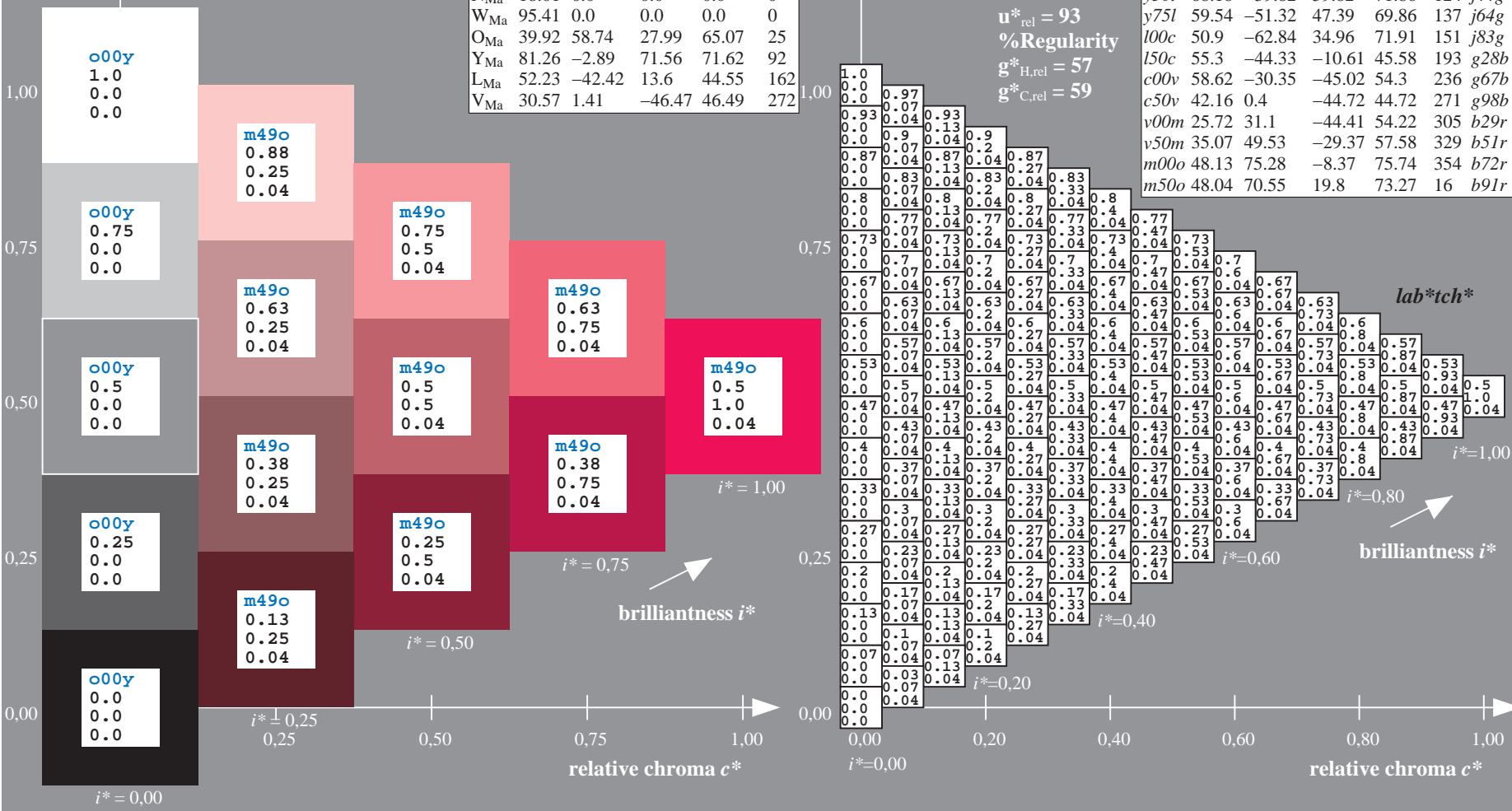
Data for maximum colour (Ma):

$LAB^*LAB^*_{Ma}$ : 48 71 20  
 $LAB^*LCH^*_{Ma}$ : 48 73 15  
 $lab^*olv^*_{Ma}$ : 1.0 0.0 0.5  
 $lab^*rgb^*_{Ma}$ : 1.0 0.0 0.17  
 triangle lightness  $t^*$

%Gamut  
 $u^*_{rel} = 93$   
 %Regularity  
 $g^*_{H,rel} = 57$   
 $g^*_{C,rel} = 59$

ORS18\_95aM; adapted (a) CIELAB data

	$u^*_d$	$L^*=L^*_a$	$a^*_a$	$b^*_a$	$C^*_{ab,a}$	$h^*_{ab,a}$	$u^*_e$
o00y	47.94	65.39	50.52	82.63	38		r18j
o25y	58.38	46.78	60.66	76.6	52		r40j
o50y	67.98	29.66	69.99	76.02	67		r62j
o75y	78.09	11.63	79.82	80.66	82		r83j
y00l	90.37	-10.27	91.75	92.32	96		j06g
y25l	77.89	-26.88	73.8	78.54	110		j25g
y50l	68.18	-39.82	59.82	71.86	124		j44g
y75l	59.54	-51.32	47.39	69.86	137		j64g
l00c	50.9	-62.84	34.96	71.91	151		j83g
l50c	55.3	-44.33	-10.61	45.58	193		g28b
c00v	58.62	-30.35	-45.02	54.3	236		g67b
c50v	42.16	0.4	-44.72	44.72	271		g98b
v00m	25.72	31.1	-44.41	54.22	305		b29r
v50m	35.07	49.53	-29.37	57.58	329		b51r
m00o	48.13	75.28	-8.37	75.74	354		b72r
m50o	48.04	70.55	19.8	73.27	16		b91r



See for similar files: <http://www.ps.bam.de/Ee64/>; [www.ps.bam.de/Ee.HTM](http://www.ps.bam.de/Ee.HTM)  
 Technical information: <http://www.ps.bam.de> Version 2.1, io=1,1, ColSPx=1

BAM registration: 20081001-Ee64/10L/L64E00NP.PS/.PDF BAM material: code=rhadata  
 application for evaluation and measurement of printer or monitor systems

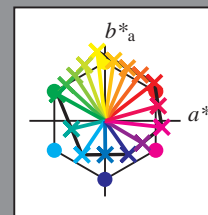


Input and output:  
 Colorimetric Printer Reflective System ORS18\_95aM  
 data for any colour:

$u^*_d$  and number  $no. = 00 \dots 15$   
 device hue text:  
 $u^*_d = 16$  hues  $o00y, o25y, \dots, m50o$   
 contrast reduction factor:  
 $c_R = 1.0$

ORS18\_95aM; adapted (a) CIELAB data

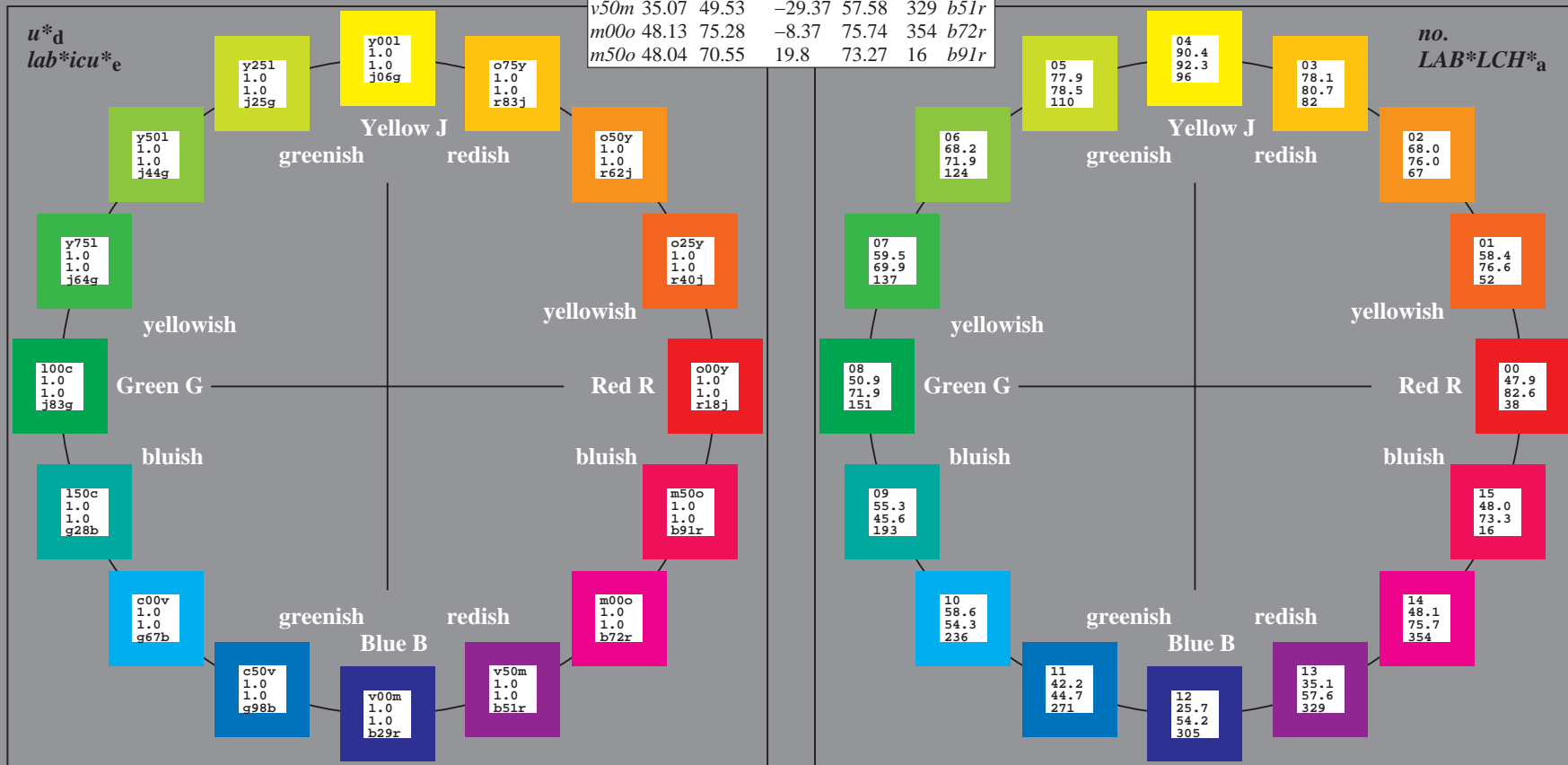
$u^*_d$	$L^*=L^*_a$	$a^*_a$	$b^*_a$	$C^*_{ab,a}$	$h^*_{ab,a}$	$u^*_e$
<i>o00y</i>	47.94	65.39	50.52	82.63	38	<i>r18j</i>
<i>o25y</i>	58.38	46.78	60.66	76.6	52	<i>r40j</i>
<i>o50y</i>	67.98	29.66	69.99	76.02	67	<i>r62j</i>
<i>o75y</i>	78.09	11.63	79.82	80.66	82	<i>r83j</i>
<i>y00l</i>	90.37	-10.27	91.75	92.32	96	<i>j25g</i>
<i>y25l</i>	77.89	-26.88	73.8	78.54	110	<i>j25g</i>
<i>y50l</i>	68.18	-39.82	59.82	71.86	124	<i>j44g</i>
<i>y75l</i>	59.54	-51.32	47.39	69.86	137	<i>j64g</i>
<i>l00c</i>	50.9	-44.33	-34.96	71.91	151	<i>j83g</i>
<i>c00v</i>	58.62	-30.35	-45.02	54.3	236	<i>g67b</i>
<i>c50v</i>	42.16	0.4	-44.72	44.72	271	<i>g98b</i>
<i>v00m</i>	25.72	31.1	-44.41	54.22	305	<i>b29r</i>
<i>v50m</i>	35.07	49.53	-29.37	57.58	329	<i>b51r</i>
<i>m00o</i>	48.13	75.28	-8.37	75.74	354	<i>b72r</i>
<i>m50o</i>	48.04	70.55	19.8	73.27	16	<i>b91r</i>



%Gamut  
 $u^*_{rel} = 93$   
 %Regularity  
 $g^*_{H,rel} = 57$   
 $g^*_{C,rel} = 59$

ORS18\_95aM; adapted (a) CIELAB data

Name	$L^*=L^*_a$	$a^*_a$	$b^*_a$	$C^*_{ab,a}$	$h^*_{ab,a}$
O <sub>Ma</sub>	47.94	65.39	50.52	82.63	38
Y <sub>Ma</sub>	90.37	-10.27	91.75	92.32	96
L <sub>Ma</sub>	50.9	-62.84	34.96	71.91	151
C <sub>Ma</sub>	58.62	-30.35	-45.02	54.3	236
V <sub>Ma</sub>	25.72	31.1	-44.41	54.22	305
M <sub>Ma</sub>	48.13	75.28	-8.37	75.74	354
N <sub>Ma</sub>	18.01	0.0	0.0	0.0	0
W <sub>Ma</sub>	95.41	0.0	0.0	0.0	0
O <sub>CIE</sub>	39.92	58.74	27.99	65.07	25
Y <sub>CIE</sub>	81.26	-2.89	71.56	71.62	92
L <sub>CIE</sub>	52.23	-42.42	13.6	44.55	162
V <sub>CIE</sub>	30.57	1.41	-46.47	46.49	272

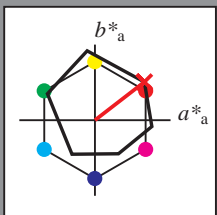


See for similar files: <http://www.ps.bam.de/Ee64/>; [www.ps.bam.de/Ee.HTM](http://www.ps.bam.de/Ee.HTM)  
 Technical information: <http://www.ps.bam.de> Version 2.1, io=1,1, ColSpx=1

BAM registration: 20081001-Ee64/10L/L64E00NP.PS/.PDF BAM material: code=rhadata  
 application for evaluation and measurement of printer or monitor systems

Input and output: Colorimetric Printer Reflective System ORS18\_95aM for relative CIELAB hue  $h^* = lab^*h^* = h^*_{ab}/360 = 0.105$

data for any colour:  
 $lab^*tch^*$  and  $lab^*icu^*$   
 Hue texts:  
 $u^*_d = o00y$   $u^*_e = r18j$   
 contrast reduction factor:  
 $c_R = 1.0$   
 triangle lightness  $t^*$



ORS18\_95aM; adapted (a) CIELAB data

	$u^*_d$	$L^*=L^*_a$	$a^*_a$	$b^*_a$	$C^*_{ab,a}$	$h^*_{ab,a}$
O <sub>Ma</sub>	47.94	65.39	50.52	82.63	38	
Y <sub>Ma</sub>	90.37	-10.27	91.75	92.32	96	
L <sub>Ma</sub>	50.9	-62.84	34.96	71.91	151	
C <sub>Ma</sub>	58.62	-30.35	-45.02	54.3	236	
V <sub>Ma</sub>	25.72	31.1	-44.41	54.22	305	
M <sub>Ma</sub>	48.13	75.28	-8.37	75.74	354	
N <sub>Ma</sub>	18.01	0.0	0.0	0.0	0	
W <sub>Ma</sub>	95.41	0.0	0.0	0.0	0	
O <sub>Ma</sub>	39.92	58.74	27.99	65.07	25	
Y <sub>Ma</sub>	81.26	-2.89	71.56	71.62	92	
L <sub>Ma</sub>	52.23	-42.42	13.6	44.55	162	
V <sub>Ma</sub>	30.57	1.41	-46.47	46.49	272	

Data for maximum colour (Ma):

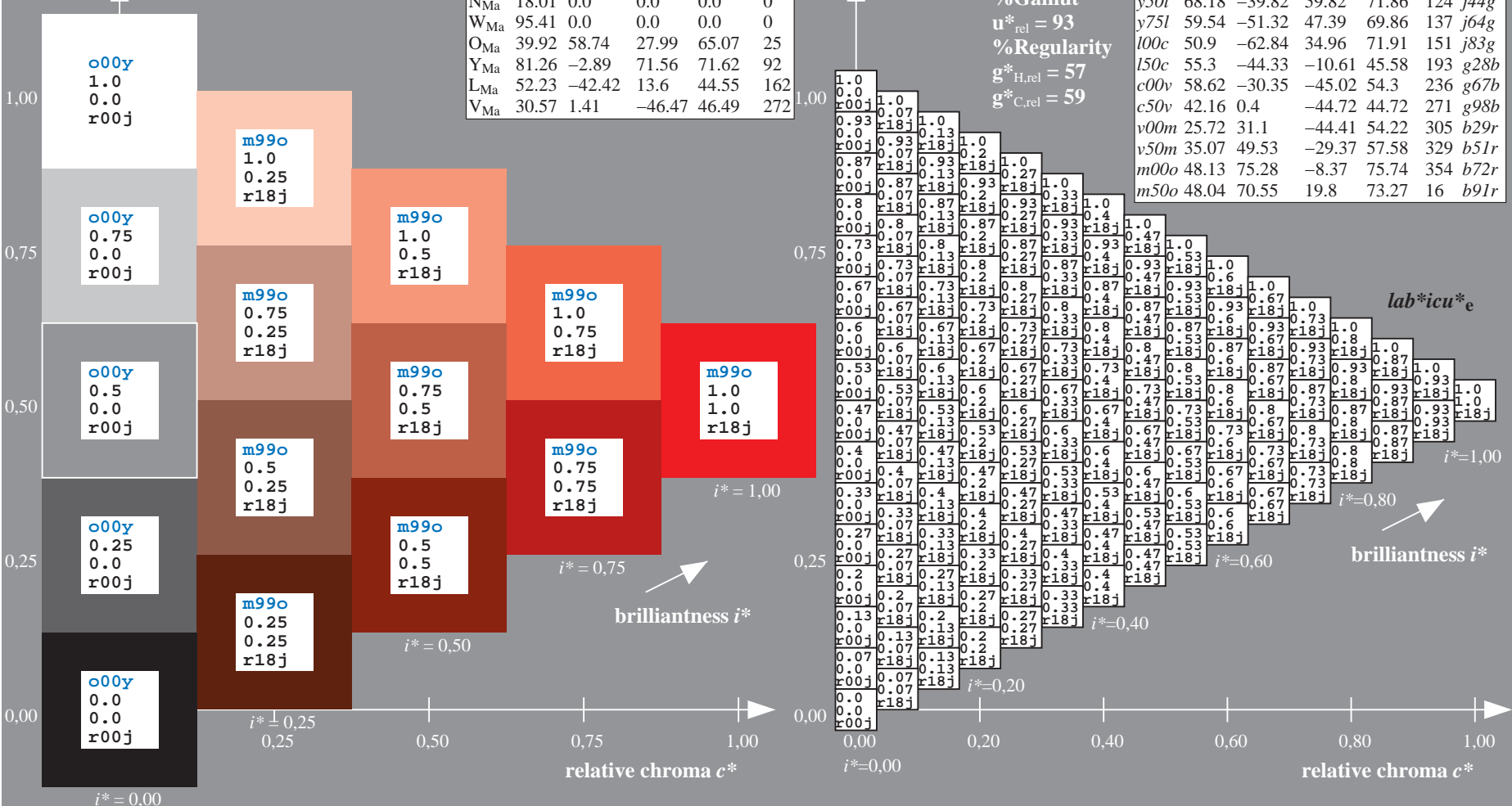
$LAB^*LAB^*_{Ma}$ : 48 65 51  
 $LAB^*LCH^*_{Ma}$ : 48 83 37  
 $lab^*olv^*_{Ma}$ : 1.0 0.0 0.0  
 $lab^*rgb^*_{Ma}$ : 1.0 0.18 0.0

triangle lightness  $t^*$

%Gamut  
 $u^*_{rel} = 93$   
 %Regularity  
 $g^*_{H,rel} = 57$   
 $g^*_{C,rel} = 59$

ORS18\_95aM; adapted (a) CIELAB data

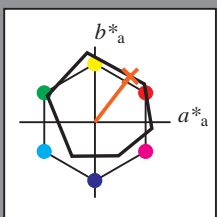
	$u^*_d$	$L^*=L^*_a$	$a^*_a$	$b^*_a$	$C^*_{ab,a}$	$h^*_{ab,a}$	$u^*_e$
<i>o00y</i>	47.94	65.39	50.52	82.63	38		<i>r18j</i>
<i>o25y</i>	58.38	46.78	60.66	76.6	52		<i>r40j</i>
<i>o50y</i>	67.98	29.66	69.99	76.02	67		<i>r62j</i>
<i>o75y</i>	78.09	11.63	79.82	80.66	82		<i>r83j</i>
<i>y00l</i>	90.37	-10.27	91.75	92.32	96		<i>j06g</i>
<i>y25l</i>	77.89	-26.88	73.8	78.54	110		<i>j25g</i>
<i>y50l</i>	68.18	-39.82	59.82	71.86	124		<i>j44g</i>
<i>y75l</i>	59.54	-51.32	47.39	69.86	137		<i>j64g</i>
<i>l00c</i>	50.9	-62.84	34.96	71.91	151		<i>j83g</i>
<i>l50c</i>	55.3	-44.33	-10.61	45.58	193		<i>g28b</i>
<i>c00v</i>	58.62	-30.35	-45.02	54.3	236		<i>g67b</i>
<i>c50v</i>	42.16	0.4	-44.72	44.72	271		<i>g98b</i>
<i>v00m</i>	25.72	31.1	-44.41	54.22	305		<i>b29r</i>
<i>v50m</i>	35.07	49.53	-29.37	57.58	329		<i>b51r</i>
<i>m00o</i>	48.13	75.28	-8.37	75.74	354		<i>b72r</i>
<i>m50o</i>	48.04	70.55	19.8	73.27	16		<i>b91r</i>





Input and output: Colorimetric Printer Reflective System ORS18\_95aM for relative CIELAB hue  $h^* = lab^*h^* = h^*_{ab}/360 = 0.145$   
 data for any colour:  
 $lab^*tch^*$  and  $lab^*icu^*$

Hue texts:  
 $u^*_d = o25y$   $u^*_e = r40j$   
 contrast reduction factor:  
 $c_R = 1.0$   
 triangle lightness  $t^*$



ORS18\_95aM; adapted (a) CIELAB data

	$u^*_d$	$L^*=L^*_a$	$a^*_a$	$b^*_a$	$C^*_{ab,a}$	$h^*_{ab,a}$
O <sub>Ma</sub>	47.94	65.39	50.52	82.63	38	
Y <sub>Ma</sub>	90.37	-10.27	91.75	92.32	96	
L <sub>Ma</sub>	50.9	-62.84	34.96	71.91	151	
C <sub>Ma</sub>	58.62	-30.35	-45.02	54.3	236	
V <sub>Ma</sub>	25.72	31.1	-44.41	54.22	305	
M <sub>Ma</sub>	48.13	75.28	-8.37	75.74	354	
N <sub>Ma</sub>	18.01	0.0	0.0	0.0	0	
W <sub>Ma</sub>	95.41	0.0	0.0	0.0	0	
O <sub>Ma</sub>	39.92	58.74	27.99	65.07	25	
Y <sub>Ma</sub>	81.26	-2.89	71.56	71.62	92	
L <sub>Ma</sub>	52.23	-42.42	13.6	44.55	162	
V <sub>Ma</sub>	30.57	1.41	-46.47	46.49	272	

Data for maximum colour (Ma):

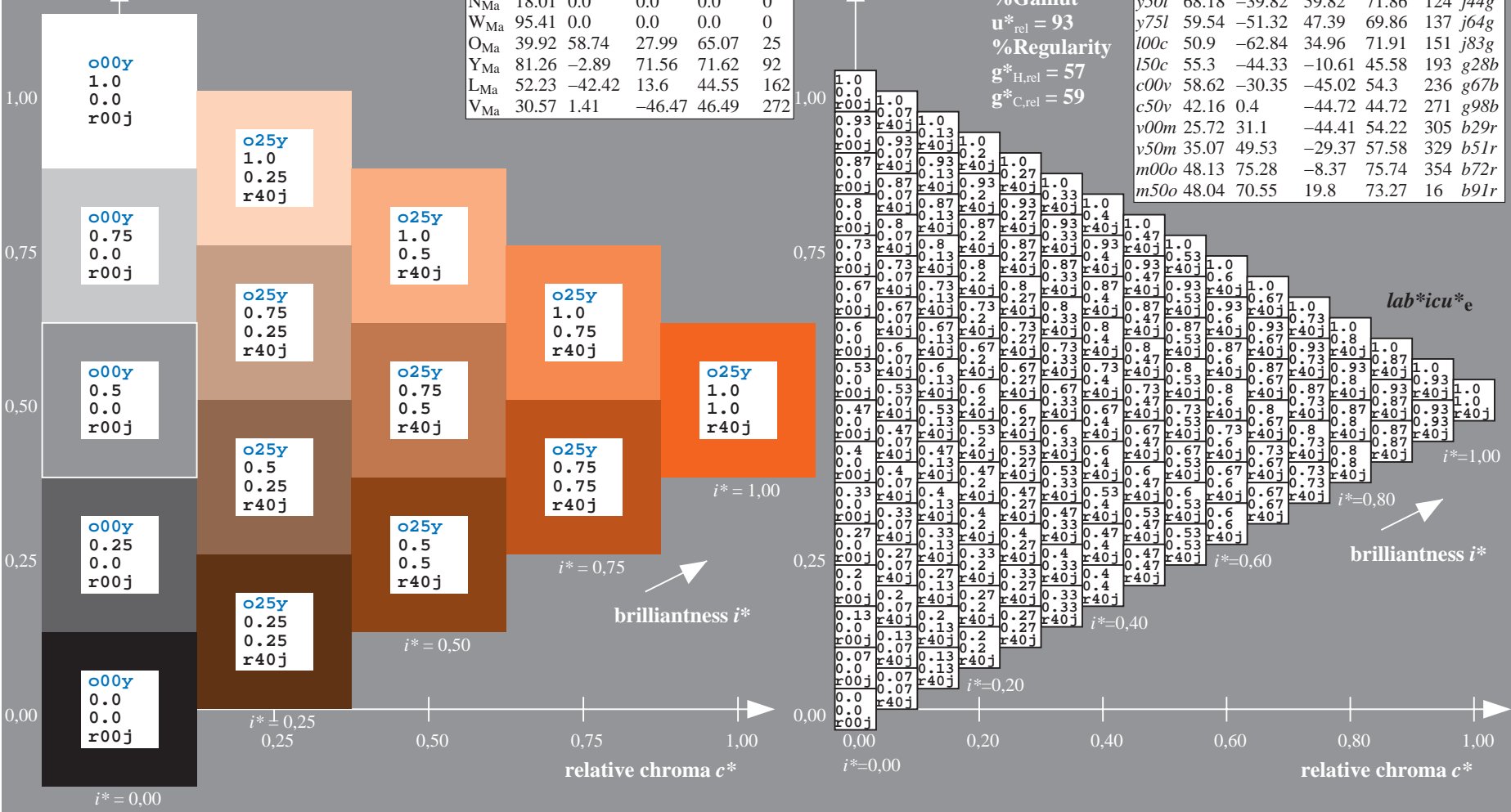
$LAB^*LAB^*_{Ma}$ : 58 47 61  
 $LAB^*LCH^*_{Ma}$ : 58 77 52  
 $lab^*olv^*_{Ma}$ : 1.0 0.25 0.0  
 $lab^*rgb^*_{Ma}$ : 1.0 0.4 0.0

triangle lightness  $t^*$

%Gamut  
 $u^*_{rel} = 93$   
 %Regularity  
 $g^*_{H,rel} = 57$   
 $g^*_{C,rel} = 59$

ORS18\_95aM; adapted (a) CIELAB data

	$u^*_d$	$L^*=L^*_a$	$a^*_a$	$b^*_a$	$C^*_{ab,a}$	$h^*_{ab,a}$	$u^*_e$
o00y	47.94	65.39	50.52	82.63	38		r18j
o25y	58.38	46.78	60.66	76.6	52		r40j
o50y	67.98	29.66	69.99	76.02	67		r62j
o75y	78.09	11.63	79.82	80.66	82		r83j
y00l	90.37	-10.27	91.75	92.32	96		j06g
y25l	77.89	-26.88	73.8	78.54	110		j25g
y50l	68.18	-39.82	59.82	71.86	124		j44g
y75l	59.54	-51.32	47.39	69.86	137		j64g
l00c	50.9	-62.84	34.96	71.91	151		j83g
l50c	55.3	-44.33	-10.61	45.58	193		g28b
c00v	58.62	-30.35	-45.02	54.3	236		g67b
c50v	42.16	0.4	-44.72	44.72	271		g98b
v00m	25.72	31.1	-44.41	54.22	305		b29r
v50m	35.07	49.53	-29.37	57.58	329		b51r
m00o	48.13	75.28	-8.37	75.74	354		b72r
m50o	48.04	70.55	19.8	73.27	16		b91r

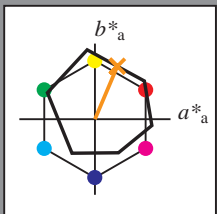


See for similar files: <http://www.ps.bam.de/Ee64/>; [www.ps.bam.de/Ee.HTM](http://www.ps.bam.de/Ee.HTM)  
 Technical information: <http://www.ps.bam.de> Version 2.1, io=1,1, ColSPx=1

BAM registration: 20081001-Ee64/10L/L64E00NP.PS/.PDF BAM material: code=rhadata  
 application for evaluation and measurement of printer or monitor systems

Input and output: Colorimetric Printer Reflective System ORS18\_95aM for relative CIELAB hue  $h^* = lab^*h^* = h^*_{ab}/360 = 0.186$   
 data for any colour:  
 $lab^*tch^*$  and  $lab^*icu^*$

Hue texts:  
 $u^*_d = o50y$   $u^*_e = r62j$   
 contrast reduction factor:  
 $c_R = 1.0$   
 triangle lightness  $t^*$



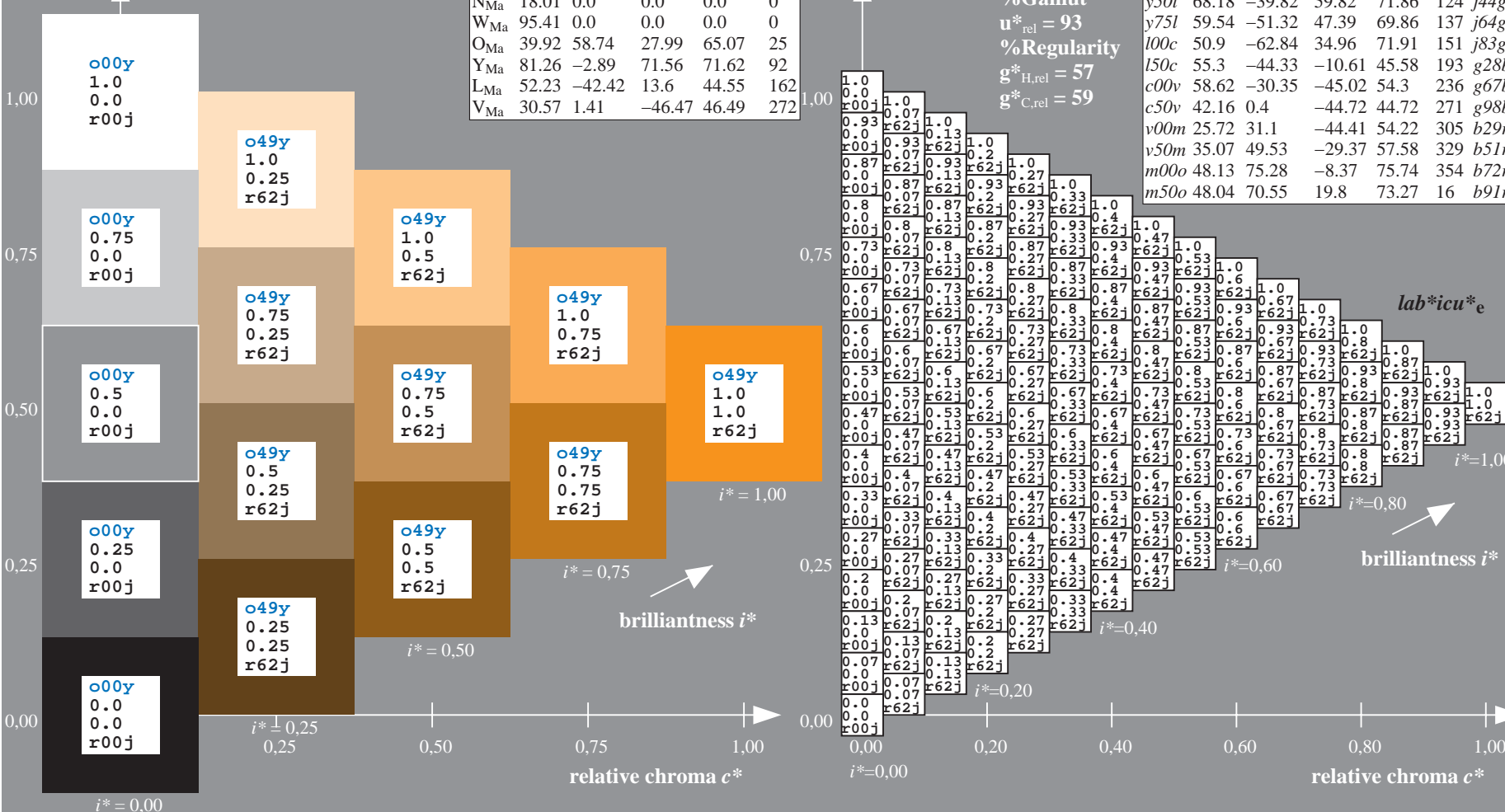
ORS18_95aM; adapted (a) CIELAB data						
	$u^*_d$	$L^*=L^*_a$	$a^*_a$	$b^*_a$	$C^*_{ab,a}$	$h^*_{ab,a}$
O <sub>Ma</sub>	47.94	65.39	50.52	82.63	38	38
Y <sub>Ma</sub>	90.37	-10.27	91.75	92.32	96	96
L <sub>Ma</sub>	50.9	-62.84	34.96	71.91	151	151
C <sub>Ma</sub>	58.62	-30.35	-45.02	54.3	236	236
V <sub>Ma</sub>	25.72	31.1	-44.41	54.22	305	305
M <sub>Ma</sub>	48.13	75.28	-8.37	75.74	354	354
N <sub>Ma</sub>	18.01	0.0	0.0	0.0	0	0
W <sub>Ma</sub>	95.41	0.0	0.0	0.0	0	0
O <sub>Ma</sub>	39.92	58.74	27.99	65.07	25	25
Y <sub>Ma</sub>	81.26	-2.89	71.56	71.62	92	92
L <sub>Ma</sub>	52.23	-42.42	13.6	44.55	162	162
V <sub>Ma</sub>	30.57	1.41	-46.47	46.49	272	272

Data for maximum colour (Ma):

$LAB^*LAB^*_{Ma}$ : 68 30 70  
 $LAB^*LCH^*_{Ma}$ : 68 76 67  
 $lab^*olv^*_{Ma}$ : 1.0 0.5 0.0  
 $lab^*rgb^*_{Ma}$ : 1.0 0.62 0.0

triangle lightness  $t^*$   
 %Gamut  
 $u^*_{rel} = 93$   
 %Regularity  
 $g^*_{H,rel} = 57$   
 $g^*_{C,rel} = 59$

ORS18_95aM; adapted (a) CIELAB data							
	$u^*_d$	$L^*=L^*_a$	$a^*_a$	$b^*_a$	$C^*_{ab,a}$	$h^*_{ab,a}$	$u^*_e$
o00y	47.94	65.39	50.52	82.63	38	38	r18j
o25y	58.38	46.78	60.66	76.6	52	52	r40j
o50y	67.98	29.66	69.99	76.02	67	67	r62j
o75y	78.09	11.63	79.82	80.66	82	82	r83j
y00l	90.37	-10.27	91.75	92.32	96	96	j06g
y25l	77.89	-26.88	73.8	78.54	110	110	j25g
y50l	68.18	-39.82	59.82	71.86	124	124	j44g
y75l	59.54	-51.32	47.39	69.86	137	137	j64g
l00c	50.9	-62.84	34.96	71.91	151	151	j83g
l50c	55.3	-44.33	-10.61	45.58	193	193	g28b
c00v	58.62	-30.35	-45.02	54.3	236	236	g67b
c50v	42.16	0.4	-44.72	44.72	271	271	g98b
v00m	25.72	31.1	-44.41	54.22	305	305	b29r
v50m	35.07	49.53	-29.37	57.58	329	329	b51r
m00o	48.13	75.28	-8.37	75.74	354	354	b72r
m50o	48.04	70.55	19.8	73.27	16	16	b91r

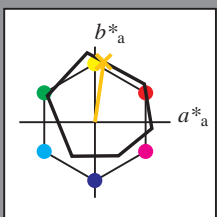


See for similar files: <http://www.ps.bam.de/Ee64/>; [www.ps.bam.de/Ee.HTM](http://www.ps.bam.de/Ee.HTM)  
 Technical information: <http://www.ps.bam.de> Version 2.1, io=1,1, ColSPx=1

BAM registration: 20081001-Ee64/10L/L64E00NP.PS/.PDF BAM material: code=rh4ta  
 application for evaluation and measurement of printer or monitor systems

Input and output: Colorimetric Printer Reflective System ORS18\_95aM for relative CIELAB hue  $h^* = lab^*h^* = h_{ab}^*/360 = 0,227$   
 data for any colour:  
 $lab^*tch^*$  and  $lab^*icu^*$

Hue texts:  
 $u^*_d = 0,75y$   $u^*_e = r83j$   
 contrast reduction factor:  
 $c_R = 1,0$   
 triangle lightness  $t^*$



ORS18\_95aM; adapted (a) CIELAB data

	$u^*_d$	$L^*=L^*_a$	$a^*_a$	$b^*_a$	$C^*_{ab,a}$	$h^*_{ab,a}$
O <sub>Ma</sub>	47.94	65.39	50.52	82.63	38	
Y <sub>Ma</sub>	90.37	-10.27	91.75	92.32	96	
L <sub>Ma</sub>	50.9	-62.84	34.96	71.91	151	
C <sub>Ma</sub>	58.62	-30.35	-45.02	54.3	236	
V <sub>Ma</sub>	25.72	31.1	-44.41	54.22	305	
M <sub>Ma</sub>	48.13	75.28	-8.37	75.74	354	
N <sub>Ma</sub>	18.01	0.0	0.0	0.0	0	
W <sub>Ma</sub>	95.41	0.0	0.0	0.0	0	
O <sub>Ma</sub>	39.92	58.74	27.99	65.07	25	
Y <sub>Ma</sub>	81.26	-2.89	71.56	71.62	92	
L <sub>Ma</sub>	52.23	-42.42	13.6	44.55	162	
V <sub>Ma</sub>	30.57	1.41	-46.47	46.49	272	

Data for maximum colour (Ma):

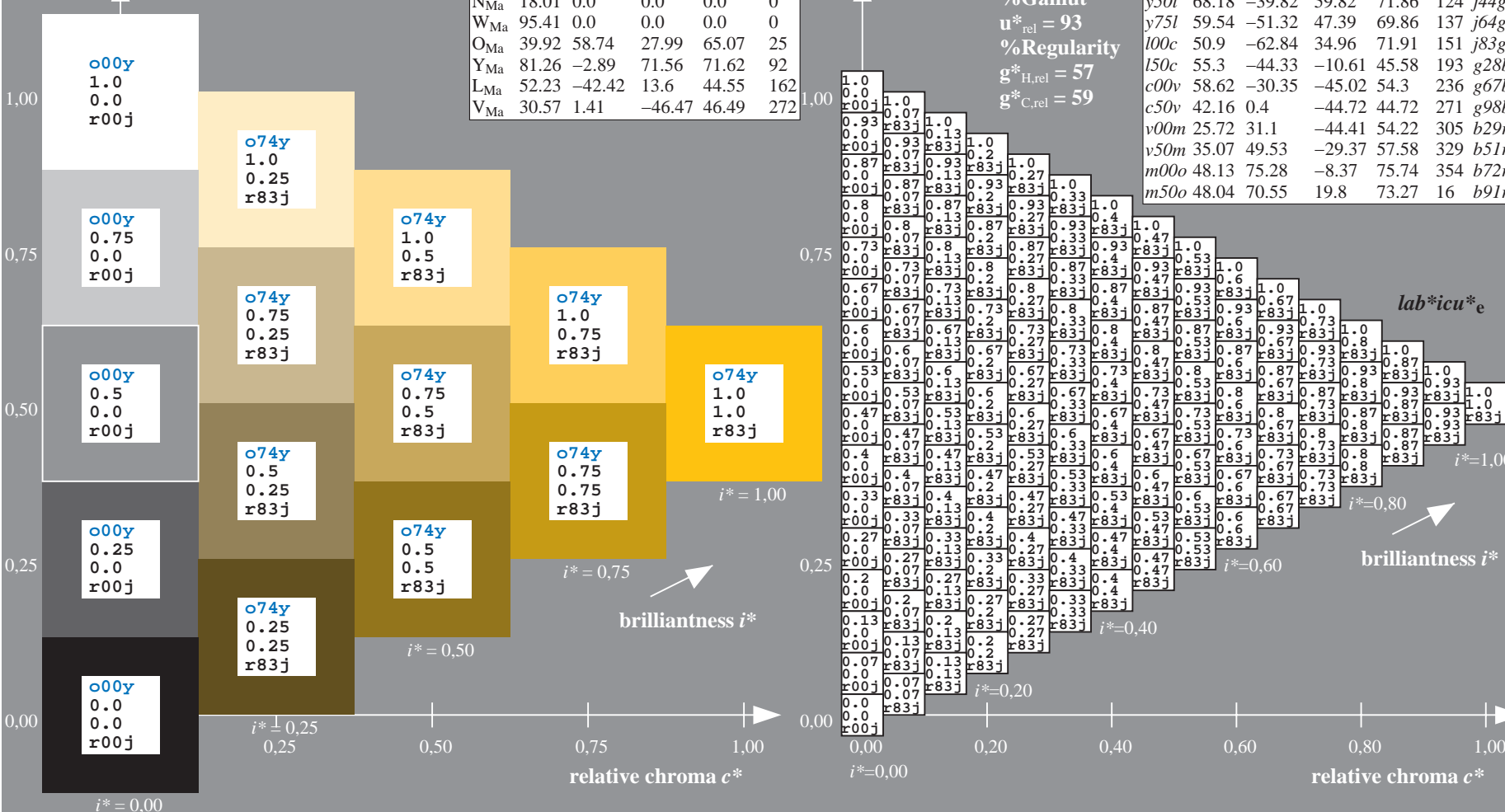
$LAB^*LAB^*_{Ma}$ : 78 12 80  
 $LAB^*LCH^*_{Ma}$ : 78 81 81  
 $lab^*olv^*_{Ma}$ : 1.0 0.75 0.0  
 $lab^*rgb^*_{Ma}$ : 1.0 0.84 0.0

triangle lightness  $t^*$

%Gamut  
 $u^*_{rel} = 93$   
 %Regularity  
 $g^*_{H,rel} = 57$   
 $g^*_{C,rel} = 59$

ORS18\_95aM; adapted (a) CIELAB data

	$u^*_d$	$L^*=L^*_a$	$a^*_a$	$b^*_a$	$C^*_{ab,a}$	$h^*_{ab,a}$	$u^*_e$
o00y	47.94	65.39	50.52	82.63	38		r18j
o25y	58.38	46.78	60.66	76.6	52		r40j
o50y	67.98	29.66	69.99	76.02	67		r62j
o75y	78.09	11.63	79.82	80.66	82		r83j
y00l	90.37	-10.27	91.75	92.32	96		j06g
y25l	77.89	-26.88	73.8	78.54	110		j25g
y50l	68.18	-39.82	59.82	71.86	124		j44g
y75l	59.54	-51.32	47.39	69.86	137		j64g
l00c	50.9	-62.84	34.96	71.91	151		j83g
l50c	55.3	-44.33	-10.61	45.58	193		g28b
c00v	58.62	-30.35	-45.02	54.3	236		g67b
c50v	42.16	0.4	-44.72	44.72	271		g98b
v00m	25.72	31.1	-44.41	54.22	305		b29r
v50m	35.07	49.53	-29.37	57.58	329		b51r
m00o	48.13	75.28	-8.37	75.74	354		b72r
m50o	48.04	70.55	19.8	73.27	16		b91r

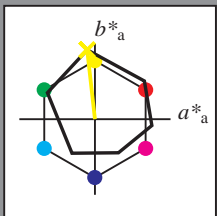


See for similar files: <http://www.ps.bam.de/Ee64/>; [www.ps.bam.de/Ee64/](http://www.ps.bam.de/Ee64/); [www.ps.bam.de/Ee64/](http://www.ps.bam.de/Ee64/)  
 Technical information: <http://www.ps.bam.de> Version 2.1, io=1,1, ColSPx=1

BAM registration: 20081001-Ee64/10L/L64E00NP.PS/.PDF BAM material: code=rhadata  
 application for evaluation and measurement of printer or monitor systems

Input and output: Colorimetric Printer Reflective System ORS18\_95aM for relative CIELAB hue  $h^* = lab^*h^* = h_{ab}^*/360 = 0.268$   
 data for any colour:

$lab^*tch^*$  and  $lab^*icu^*$   
 Hue texts:  
 $u^*_d = y00l$   $u^*_e = j06g$   
 contrast reduction factor:  
 $c_R = 1.0$   
 triangle lightness  $t^*$



ORS18\_95aM; adapted (a) CIELAB data

	$u^*_d$	$L^*=L^*_a$	$a^*_a$	$b^*_a$	$C^*_{ab,a}$	$h^*_{ab,a}$
O <sub>Ma</sub>	47.94	65.39	50.52	82.63	38	38
Y <sub>Ma</sub>	90.37	-10.27	91.75	92.32	96	96
L <sub>Ma</sub>	50.9	-62.84	34.96	71.91	151	151
C <sub>Ma</sub>	58.62	-30.35	-45.02	54.3	236	236
V <sub>Ma</sub>	25.72	31.1	-44.41	54.22	305	305
M <sub>Ma</sub>	48.13	75.28	-8.37	75.74	354	354
N <sub>Ma</sub>	18.01	0.0	0.0	0.0	0	0
W <sub>Ma</sub>	95.41	0.0	0.0	0.0	0	0
O <sub>Ma</sub>	39.92	58.74	27.99	65.07	25	25
Y <sub>Ma</sub>	81.26	-2.89	71.56	71.62	92	92
L <sub>Ma</sub>	52.23	-42.42	13.6	44.55	162	162
V <sub>Ma</sub>	30.57	1.41	-46.47	46.49	272	272

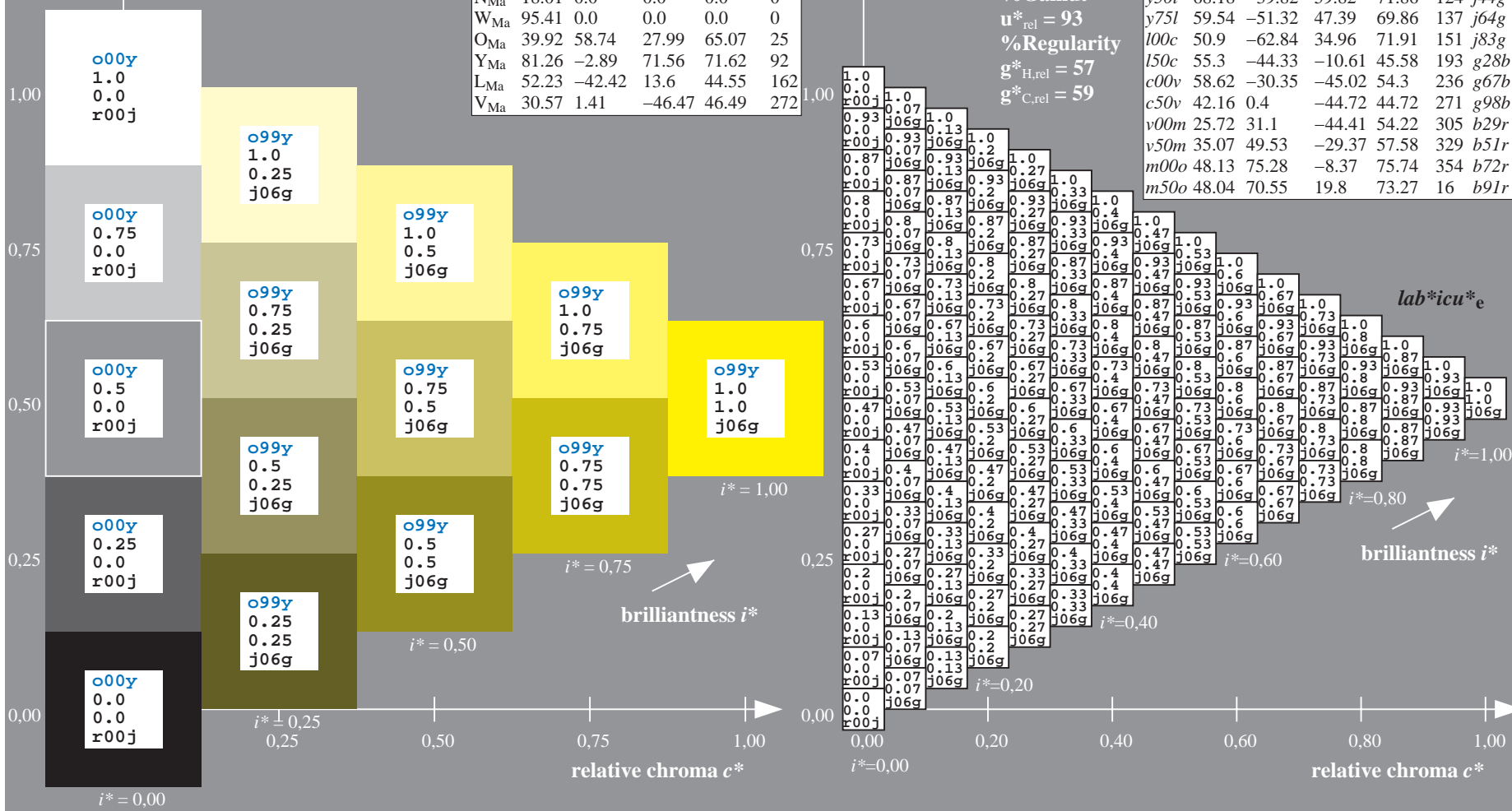
Data for maximum colour (Ma):

$LAB^*LAB^*_Ma$ : 90 -10 92  
 $LAB^*LCH^*_Ma$ : 90 92 96  
 $lab^*olv^*_Ma$ : 1.0 1.0 0.0  
 $lab^*rgb^*_Ma$ : 0.94 1.0 0.0  
 triangle lightness  $t^*$

ORS18\_95aM; adapted (a) CIELAB data

	$u^*_d$	$L^*=L^*_a$	$a^*_a$	$b^*_a$	$C^*_{ab,a}$	$h^*_{ab,a}$	$u^*_e$
o00y	47.94	65.39	50.52	82.63	38	r18j	
o25y	58.38	46.78	60.66	76.6	52	r40j	
o50y	67.98	29.66	69.99	76.02	67	r62j	
o75y	78.09	11.63	79.82	80.66	82	r83j	
y00l	90.37	-10.27	91.75	92.32	96	j06g	
y25l	77.89	-26.88	73.8	78.54	110	j25g	
y50l	68.18	-39.82	59.82	71.86	124	j44g	
y75l	59.54	-51.32	47.39	69.86	137	j64g	
l00c	50.9	-62.84	34.96	71.91	151	j83g	
l50c	55.3	-44.33	-10.61	45.58	193	g28b	
c00v	58.62	-30.35	-45.02	54.3	236	g67b	
c50v	42.16	0.4	-44.72	44.72	271	g88b	
v00m	25.72	31.1	-44.41	54.22	305	b29r	
v50m	35.07	49.53	-29.37	57.58	329	b51r	
m00o	48.13	75.28	-8.37	75.74	354	b72r	
m50o	48.04	70.55	19.8	73.27	16	b91r	

%Gamut  
 $u^*_{rel} = 93$   
 %Regularity  
 $g^*_{H,rel} = 57$   
 $g^*_{C,rel} = 59$



See for similar files: <http://www.ps.bam.de/Ee64/>; [www.ps.bam.de/Ee.HTM](http://www.ps.bam.de/Ee.HTM)  
 Technical information: <http://www.ps.bam.de> Version 2.1, io=1,1, ColSpx=1

BAM registration: 20081001-Ee64/10L/L64E00NP.PS/.PDF BAM material: code=rh4ta  
 application for evaluation and measurement of printer or monitor systems

Input and output: Colorimetric Printer Reflective System ORS18\_95aM for relative CIELAB hue  $h^* = lab^*h^* = h_{ab}^*/360 = 0.306$

data for any colour:

$lab^*tch^*$  and  $lab^*icu^*$

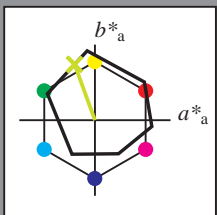
Hue texts:

$u^*_d = y25l$   $u^*_e = j25g$

contrast reduction factor:

$c_R = 1.0$

triangle lightness  $t^*$



ORS18\_95aM; adapted (a) CIELAB data

	$u^*_d$	$L^*=L^*_a$	$a^*_a$	$b^*_a$	$C^*_{ab,a}$	$h^*_{ab,a}$
O <sub>Ma</sub>	47.94	65.39	50.52	82.63	38	
Y <sub>Ma</sub>	90.37	-10.27	91.75	92.32	96	
L <sub>Ma</sub>	50.9	-62.84	34.96	71.91	151	
C <sub>Ma</sub>	58.62	-30.35	-45.02	54.3	236	
V <sub>Ma</sub>	25.72	31.1	-44.41	54.22	305	
M <sub>Ma</sub>	48.13	75.28	-8.37	75.74	354	
N <sub>Ma</sub>	18.01	0.0	0.0	0.0	0	
W <sub>Ma</sub>	95.41	0.0	0.0	0.0	0	
O <sub>Ma</sub>	39.92	58.74	27.99	65.07	25	
Y <sub>Ma</sub>	81.26	-2.89	71.56	71.62	92	
L <sub>Ma</sub>	52.23	-42.42	13.6	44.55	162	
V <sub>Ma</sub>	30.57	1.41	-46.47	46.49	272	

Data for maximum colour (Ma):

$LAB^*LAB^*_{Ma}$ : 78 -27 74

$LAB^*LCH^*_{Ma}$ : 78 79 110

$lab^*olv^*_{Ma}$ : 0.75 1.0 0.0

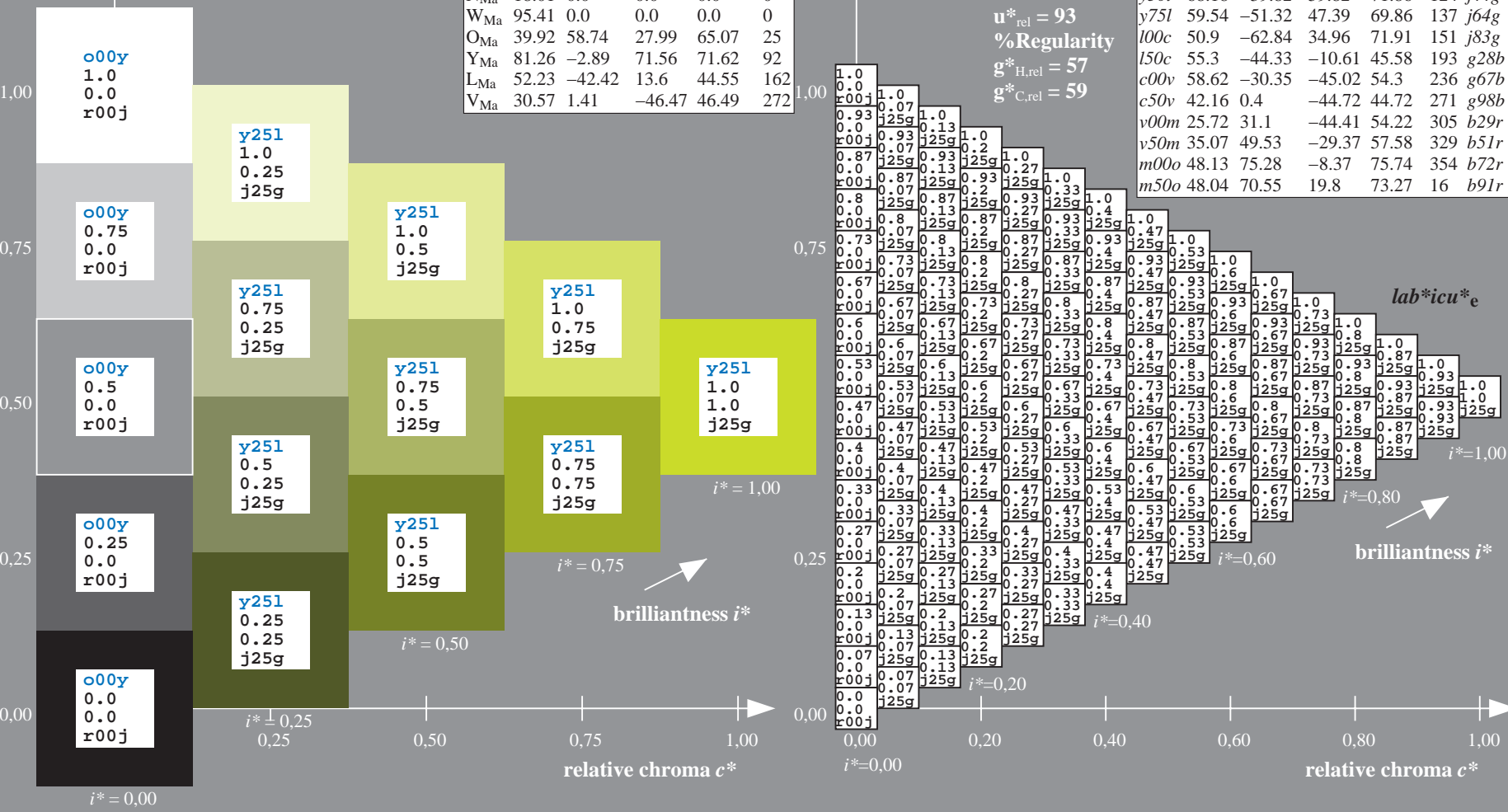
$lab^*rgb^*_{Ma}$ : 0.75 1.0 0.0

triangle lightness  $t^*$

%Gamut  
 $u^*_{rel} = 93$   
 %Regularity  
 $g^*_{H,rel} = 57$   
 $g^*_{C,rel} = 59$

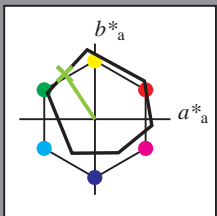
ORS18\_95aM; adapted (a) CIELAB data

	$u^*_d$	$L^*=L^*_a$	$a^*_a$	$b^*_a$	$C^*_{ab,a}$	$h^*_{ab,a}$	$u^*_e$
o00y	47.94	65.39	50.52	82.63	38		r18j
o25y	58.38	46.78	60.66	76.6	52		r40j
o50y	67.98	29.66	69.99	76.02	67		r62j
o75y	78.09	11.63	79.82	80.66	82		r83j
y00l	90.37	-10.27	91.75	92.32	96		j06g
y25l	77.89	-26.88	73.8	78.54	110		j25g
y50l	68.18	-39.82	59.82	71.86	124		j44g
y75l	59.54	-51.32	47.39	69.86	137		j64g
l00c	50.9	-62.84	34.96	71.91	151		j83g
l50c	55.3	-44.33	-10.61	45.58	193		g28b
c00v	58.62	-30.35	-45.02	54.3	236		g67b
c50v	42.16	0.4	-44.72	44.72	271		g98b
v00m	25.72	31.1	-44.41	54.22	305		b29r
v50m	35.07	49.53	-29.37	57.58	329		b51r
m00o	48.13	75.28	-8.37	75.74	354		b72r
m50o	48.04	70.55	19.8	73.27	16		b91r



Input and output: Colorimetric Printer Reflective System ORS18\_95aM for relative CIELAB hue  $h^* = lab^*h^* = h^*_{ab}/360 = 0.343$   
 data for any colour:  
 $lab^*tch^*$  and  $lab^*icu^*$

Hue texts:  
 $u^*_d = y50l$   $u^*_e = j44g$   
 contrast reduction factor:  
 $c_R = 1.0$   
 triangle lightness  $t^*$



ORS18\_95aM; adapted (a) CIELAB data

$u^*_d$	$L^*=L^*_a$	$a^*_a$	$b^*_a$	$C^*_{ab,a}$	$h^*_{ab,a}$
O <sub>Ma</sub>	47.94	65.39	50.52	82.63	38
Y <sub>Ma</sub>	90.37	-10.27	91.75	92.32	96
L <sub>Ma</sub>	50.9	-62.84	34.96	71.91	151
C <sub>Ma</sub>	58.62	-30.35	-45.02	54.3	236
V <sub>Ma</sub>	25.72	31.1	-44.41	54.22	305
M <sub>Ma</sub>	48.13	75.28	-8.37	75.74	354
N <sub>Ma</sub>	18.01	0.0	0.0	0.0	0
W <sub>Ma</sub>	95.41	0.0	0.0	0.0	0
O <sub>Ma</sub>	39.92	58.74	27.99	65.07	25
Y <sub>Ma</sub>	81.26	-2.89	71.56	71.62	92
L <sub>Ma</sub>	52.23	-42.42	13.6	44.55	162
V <sub>Ma</sub>	30.57	1.41	-46.47	46.49	272

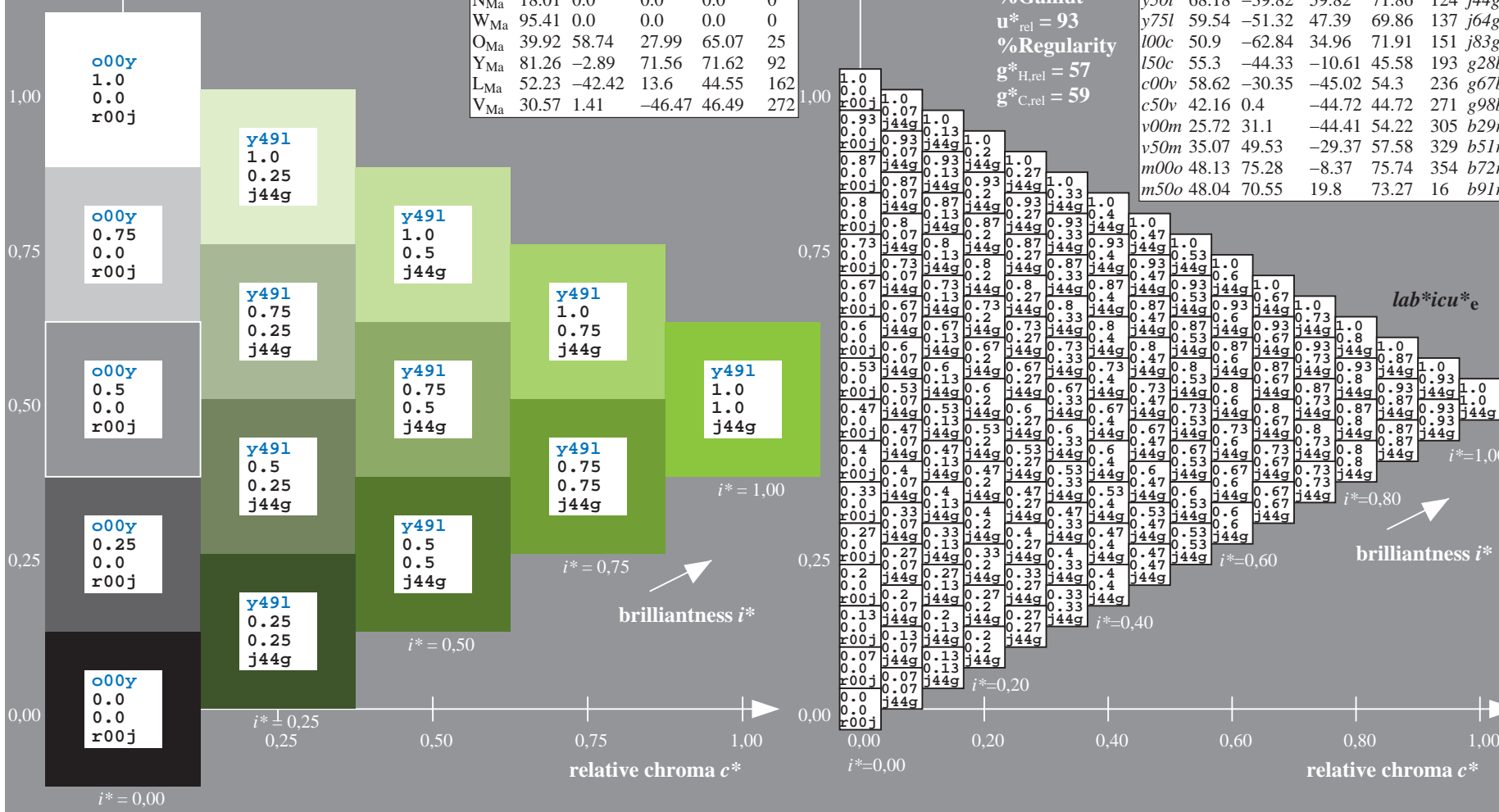
Data for maximum colour (Ma):

$LAB^*LAB^*_{Ma}$ : 68 -40 60  
 $LAB^*LCH^*_{Ma}$ : 68 72 123  
 $lab^*olv^*_{Ma}$ : 0.5 1.0 0.0  
 $lab^*rgb^*_{Ma}$ : 0.55 1.0 0.0

triangle lightness  $t^*$   
 %Gamut  
 $u^*_{rel} = 93$   
 %Regularity  
 $g^*_{H,rel} = 57$   
 $g^*_{C,rel} = 59$

ORS18\_95aM; adapted (a) CIELAB data

$u^*_d$	$L^*=L^*_a$	$a^*_a$	$b^*_a$	$C^*_{ab,a}$	$h^*_{ab,a}$	$u^*_e$
o00y	47.94	65.39	50.52	82.63	38	r18j
o25y	58.38	46.78	60.66	76.6	52	r40j
o50y	67.98	29.66	69.99	76.02	67	r62j
o75y	78.09	11.63	79.82	80.66	82	r83j
y00l	90.37	-10.27	91.75	92.32	96	j06g
y25l	77.89	-26.88	73.8	78.54	110	j25g
y50l	68.18	-39.82	59.82	71.86	124	j44g
y75l	59.54	-51.32	47.39	69.86	137	j64g
l00c	50.9	-62.84	34.96	71.91	151	j83g
l50c	55.3	-44.33	-10.61	45.58	193	g28b
c00v	58.62	-30.35	-45.02	54.3	236	g67b
c50v	42.16	0.4	-44.72	44.72	271	g88b
v00m	25.72	31.1	-44.41	54.22	305	b29r
v50m	35.07	49.53	-29.37	57.58	329	b51r
m00o	48.13	75.28	-8.37	75.74	354	b72r
m50o	48.04	70.55	19.8	73.27	16	b91r

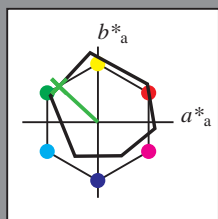


See for similar files: <http://www.ps.bam.de/Ee64/>; [www.ps.bam.de/Ee.HTM](http://www.ps.bam.de/Ee.HTM)  
 Technical information: <http://www.ps.bam.de> Version 2.1, io=1,1, ColSpx=1

BAM registration: 20081001-Ee64/10L/L64E00NP.PS/.PDF BAM material: code=rh4ta  
 application for evaluation and measurement of printer or monitor systems

Input and output: Colorimetric Printer Reflective System ORS18\_95aM for relative CIELAB hue  $h^* = lab^*h^* = h_{ab}^*/360 = 0.381$   
 data for any colour:  
 $lab^*tch^*$  and  $lab^*icu^*$

Hue texts:  
 $u^*_d = y75l$   $u^*_e = j64g$   
 contrast reduction factor:  
 $c_R = 1.0$   
 triangle lightness  $t^*$



ORS18\_95aM; adapted (a) CIELAB data

$u^*_d$	$L^*=L^*_a$	$a^*_a$	$b^*_a$	$C^*_{ab,a}$	$h^*_{ab,a}$
O <sub>Ma</sub>	47.94	65.39	50.52	82.63	38
Y <sub>Ma</sub>	90.37	-10.27	91.75	92.32	96
L <sub>Ma</sub>	50.9	-62.84	34.96	71.91	151
C <sub>Ma</sub>	58.62	-30.35	-45.02	54.3	236
V <sub>Ma</sub>	25.72	31.1	-44.41	54.22	305
M <sub>Ma</sub>	48.13	75.28	-8.37	75.74	354
N <sub>Ma</sub>	18.01	0.0	0.0	0.0	0
W <sub>Ma</sub>	95.41	0.0	0.0	0.0	0
O <sub>Ma</sub>	39.92	58.74	27.99	65.07	25
Y <sub>Ma</sub>	81.26	-2.89	71.56	71.62	92
L <sub>Ma</sub>	52.23	-42.42	13.6	44.55	162
V <sub>Ma</sub>	30.57	1.41	-46.47	46.49	272

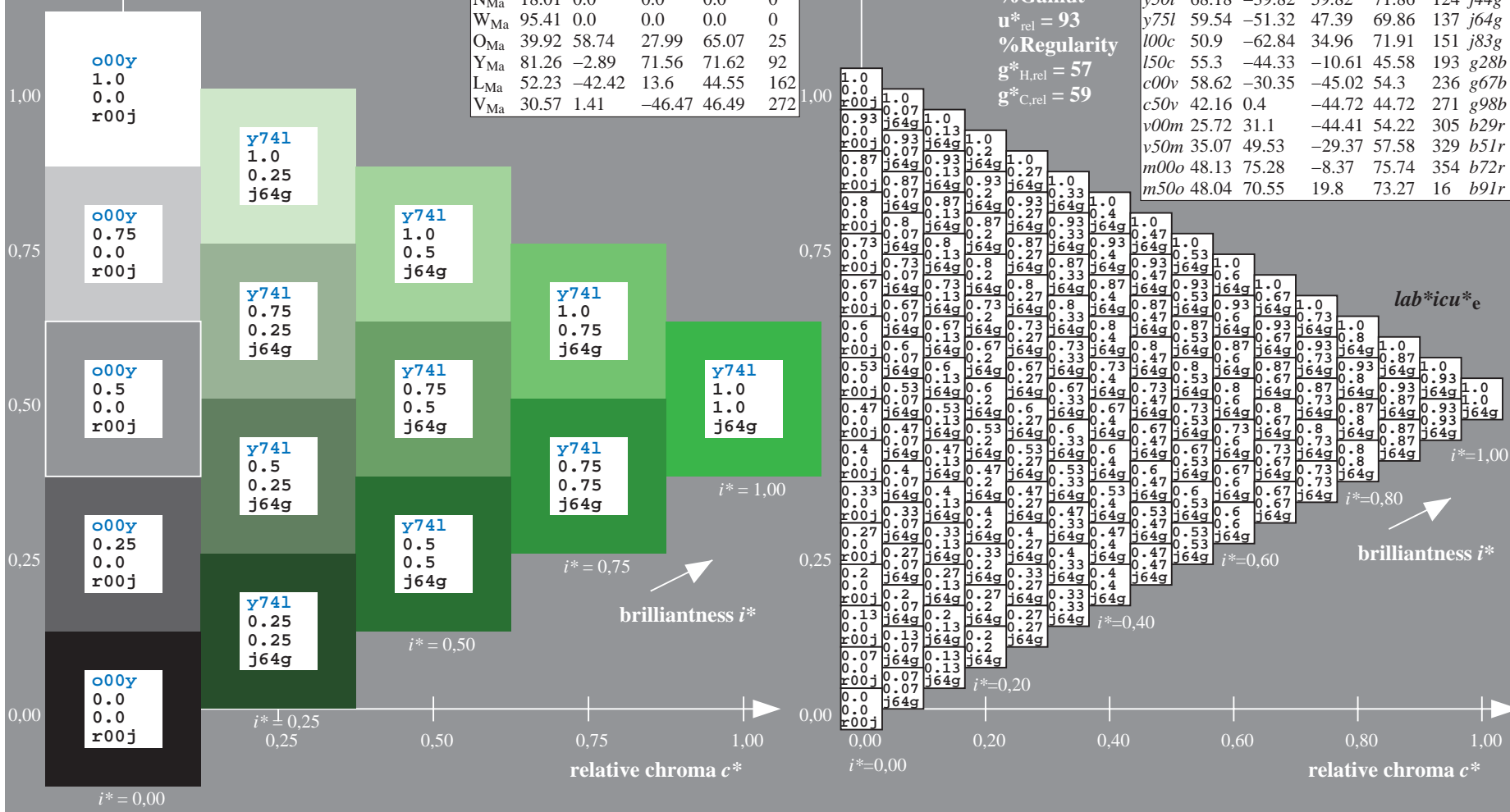
Data for maximum colour (Ma):

$LAB^*LAB^*_{Ma}$ : 60 -51 47  
 $LAB^*LCH^*_{Ma}$ : 60 70 137  
 $lab^*olv^*_{Ma}$ : 0.25 1.0 0.0  
 $lab^*rgb^*_{Ma}$ : 0.36 1.0 0.0

ORS18\_95aM; adapted (a) CIELAB data

$u^*_d$	$L^*=L^*_a$	$a^*_a$	$b^*_a$	$C^*_{ab,a}$	$h^*_{ab,a}$	$u^*_e$
o00y	47.94	65.39	50.52	82.63	38	r18j
o25y	58.38	46.78	60.66	76.6	52	r40j
o50y	67.98	29.66	69.99	76.02	67	r62j
o75y	78.09	11.63	79.82	80.66	82	r83j
y00l	90.37	-10.27	91.75	92.32	96	j06g
y25l	77.89	-26.88	73.8	78.54	110	j25g
y50l	68.18	-39.82	59.82	71.86	124	j44g
y75l	59.54	-51.32	47.39	69.86	137	j64g
l00c	50.9	-62.84	34.96	71.91	151	j83g
l50c	55.3	-44.33	-10.61	45.58	193	g28b
c00v	58.62	-30.35	-45.02	54.3	236	g67b
c50v	42.16	0.4	-44.72	44.72	271	g88b
v00m	25.72	31.1	-44.41	54.22	305	b29r
v50m	35.07	49.53	-29.37	57.58	329	b51r
m00o	48.13	75.28	-8.37	75.74	354	b72r
m50o	48.04	70.55	19.8	73.27	16	b91r

triangle lightness  $t^*$   
 %Gamut  
 $u^*_{rel} = 93$   
 %Regularity  
 $g^*_{H,rel} = 57$   
 $g^*_{C,rel} = 59$

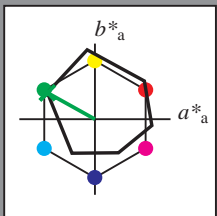


See for similar files: <http://www.ps.bam.de/Ee64/>; [www.ps.bam.de](http://www.ps.bam.de)  
 Technical information: <http://www.ps.bam.de> Version 2.1, io=1,1, ColSpx=1

BAM registration: 20081001-Ee64/10L/L64E00NP.PS/.PDF BAM material: code=rh4ta  
 application for evaluation and measurement of printer or monitor systems

Input and output: Colorimetric Printer Reflective System ORS18\_95aM for relative CIELAB hue  $h^* = lab^*h^* = h_{ab}^*/360 = 0.419$   
 data for any colour:

$lab^*tch^*$  and  $lab^*icu^*$   
 Hue texts:  
 $u^*_d = 100c$   $u^*_e = j83g$   
 contrast reduction factor:  
 $c_R = 1.0$   
 triangle lightness  $t^*$



ORS18\_95aM; adapted (a) CIELAB data

$u^*_d$	$L^*=L^*_a$	$a^*_a$	$b^*_a$	$C^*_{ab,a}$	$h^*_{ab,a}$
O <sub>Ma</sub>	47.94	65.39	50.52	82.63	38
Y <sub>Ma</sub>	90.37	-10.27	91.75	92.32	96
L <sub>Ma</sub>	50.9	-62.84	34.96	71.91	151
C <sub>Ma</sub>	58.62	-30.35	-45.02	54.3	236
V <sub>Ma</sub>	25.72	31.1	-44.41	54.22	305
M <sub>Ma</sub>	48.13	75.28	-8.37	75.74	354
N <sub>Ma</sub>	18.01	0.0	0.0	0.0	0
W <sub>Ma</sub>	95.41	0.0	0.0	0.0	0
O <sub>Ma</sub>	39.92	58.74	27.99	65.07	25
Y <sub>Ma</sub>	81.26	-2.89	71.56	71.62	92
L <sub>Ma</sub>	52.23	-42.42	13.6	44.55	162
V <sub>Ma</sub>	30.57	1.41	-46.47	46.49	272

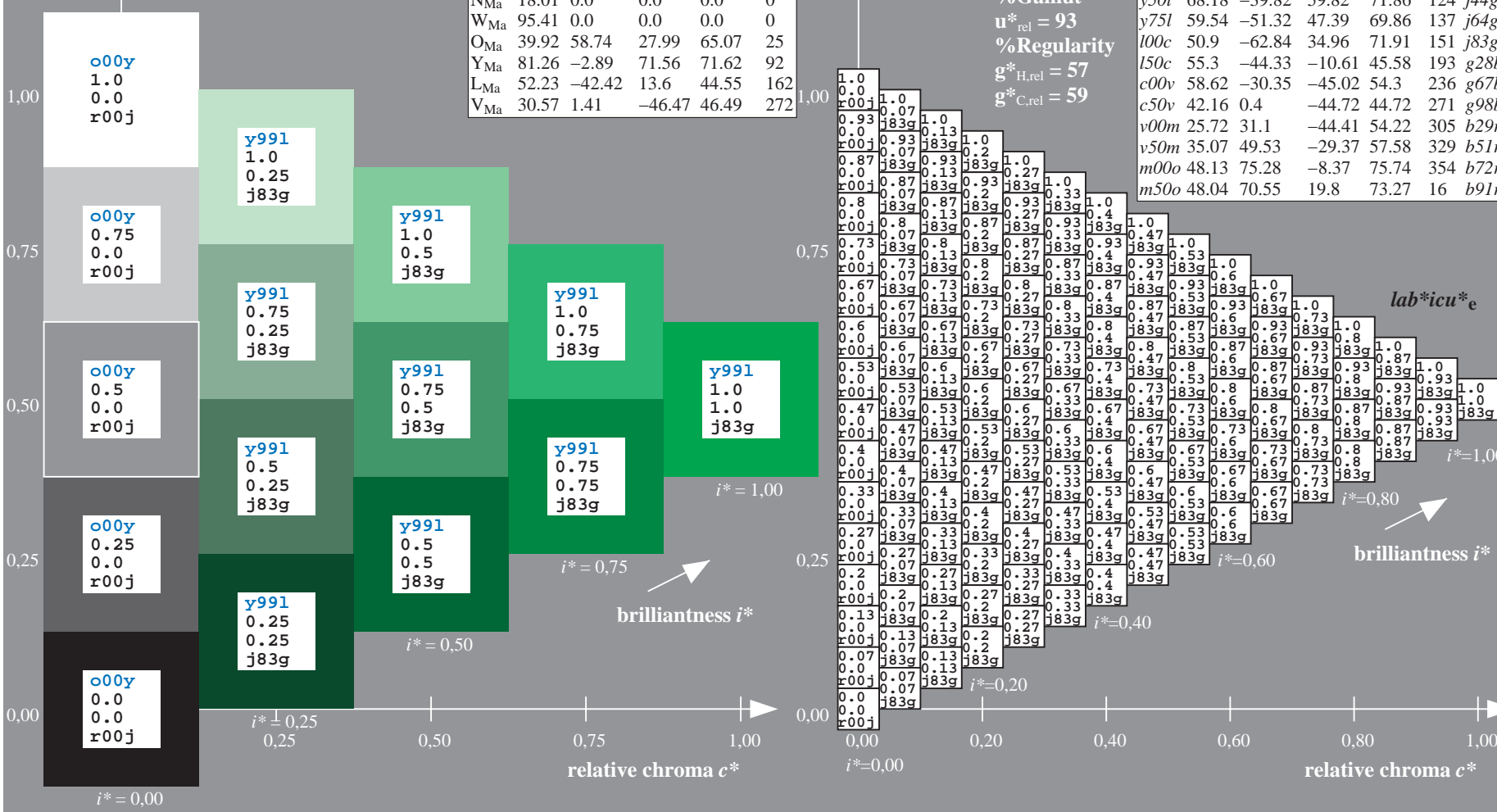
Data for maximum colour (Ma):

$LAB^*LAB^*_{Ma}$ : 51 -63 35  
 $LAB^*LCH^*_{Ma}$ : 51 72 150  
 $lab^*olv^*_{Ma}$ : 0.0 1.0 0.0  
 $lab^*rgb^*_{Ma}$ : 0.16 1.0 0.0

triangle lightness  $t^*$   
 %Gamut  
 $u^*_{rel} = 93$   
 %Regularity  
 $g^*_{H,rel} = 57$   
 $g^*_{C,rel} = 59$

ORS18\_95aM; adapted (a) CIELAB data

$u^*_d$	$L^*=L^*_a$	$a^*_a$	$b^*_a$	$C^*_{ab,a}$	$h^*_{ab,a}$	$u^*_e$
o00y	47.94	65.39	50.52	82.63	38	r18j
o25y	58.38	46.78	60.66	76.6	52	r40j
o50y	67.98	29.66	69.99	76.02	67	r62j
o75y	78.09	11.63	79.82	80.66	82	r83j
y00l	90.37	-10.27	91.75	92.32	96	j06g
y25l	77.89	-26.88	73.8	78.54	110	j25g
y50l	68.18	-39.82	59.82	71.86	124	j44g
y75l	59.54	-51.32	47.39	69.86	137	j64g
100c	50.9	-62.84	34.96	71.91	151	j83g
l50c	55.3	-44.33	-10.61	45.58	193	g28b
c00v	58.62	-30.35	-45.02	54.3	236	g67b
c50v	42.16	0.4	-44.72	44.72	271	g88b
v00m	25.72	31.1	-44.41	54.22	305	b29r
v50m	35.07	49.53	-29.37	57.58	329	b51r
m00o	48.13	75.28	-8.37	75.74	354	b72r
m50o	48.04	70.55	19.8	73.27	16	b91r



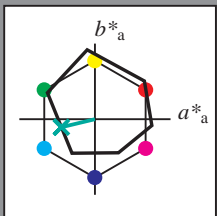
See for similar files: <http://www.ps.bam.de/Ee64/>; [www.ps.bam.de](http://www.ps.bam.de)  
 Technical information: <http://www.ps.bam.de> Version 2.1, io=1,1, ColSpx=1

BAM registration: 20081001-Ee64/10L/L64E00NP.PS/.PDF BAM material: code=rh4ta  
 application for evaluation and measurement of printer or monitor systems



Input and output: Colorimetric Printer Reflective System ORS18\_95aM for relative CIELAB hue  $h^* = lab^*h^* = h^*_{ab}/360 = 0.537$   
 data for any colour:

$lab^*tch^*$  and  $lab^*icu^*$   
 Hue texts:  
 $u^*_d = 150c$   $u^*_e = g28b$   
 contrast reduction factor:  
 $c_R = 1.0$   
 triangle lightness  $t^*$



ORS18\_95aM; adapted (a) CIELAB data

	$u^*_d$	$L^*=L^*_a$	$a^*_a$	$b^*_a$	$C^*_{ab,a}$	$h^*_{ab,a}$
O <sub>Ma</sub>	47.94	65.39	50.52	82.63	38	
Y <sub>Ma</sub>	90.37	-10.27	91.75	92.32	96	
L <sub>Ma</sub>	50.9	-62.84	34.96	71.91	151	
C <sub>Ma</sub>	58.62	-30.35	-45.02	54.3	236	
V <sub>Ma</sub>	25.72	31.1	-44.41	54.22	305	
M <sub>Ma</sub>	48.13	75.28	-8.37	75.74	354	
N <sub>Ma</sub>	18.01	0.0	0.0	0.0	0	
W <sub>Ma</sub>	95.41	0.0	0.0	0.0	0	
O <sub>Ma</sub>	39.92	58.74	27.99	65.07	25	
Y <sub>Ma</sub>	81.26	-2.89	71.56	71.62	92	
L <sub>Ma</sub>	52.23	-42.42	13.6	44.55	162	
V <sub>Ma</sub>	30.57	1.41	-46.47	46.49	272	

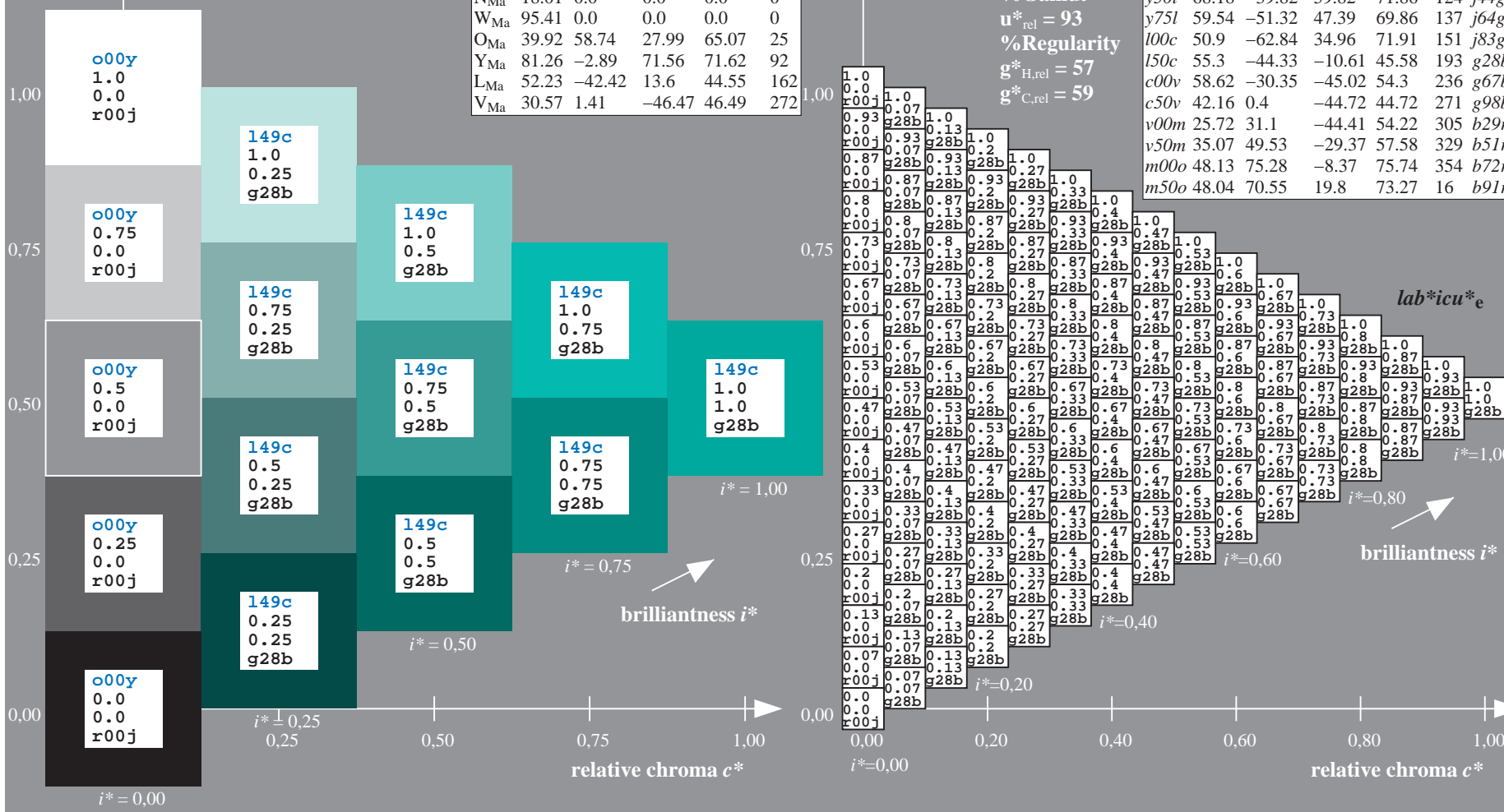
Data for maximum colour (Ma):

$LAB^*LAB^*_{Ma}$ : 55 -44 -11  
 $LAB^*LCH^*_{Ma}$ : 55 46 193  
 $lab^*olv^*_{Ma}$ : 0.0 1.0 0.5  
 $lab^*rgb^*_{Ma}$ : 0.0 1.0 0.57  
 triangle lightness  $t^*$

ORS18\_95aM; adapted (a) CIELAB data

	$u^*_d$	$L^*=L^*_a$	$a^*_a$	$b^*_a$	$C^*_{ab,a}$	$h^*_{ab,a}$	$u^*_e$
o00y	47.94	65.39	50.52	82.63	38		r18j
o25y	58.38	46.78	60.66	76.6	52		r40j
o50y	67.98	29.66	69.99	76.02	67		r62j
o75y	78.09	11.63	79.82	80.66	82		r83j
y00l	90.37	-10.27	91.75	92.32	96		j06g
y25l	77.89	-26.88	73.8	78.54	110		j25g
y50l	68.18	-39.82	59.82	71.86	124		j44g
y75l	59.54	-51.32	47.39	69.86	137		j64g
l00c	50.9	-62.84	34.96	71.91	151		j83g
l50c	55.3	-44.33	-10.61	45.58	193		g28b
c00v	58.62	-30.35	-45.02	54.3	236		g67b
c50v	42.16	0.4	-44.72	44.72	271		g88b
v00m	25.72	31.1	-44.41	54.22	305		b29r
v50m	35.07	49.53	-29.37	57.58	329		b51r
m00o	48.13	75.28	-8.37	75.74	354		b72r
m50o	48.04	70.55	19.8	73.27	16		b91r

%Gamut  
 $u^*_{rel} = 93$   
 %Regularity  
 $g^*_{H,rel} = 57$   
 $g^*_{C,rel} = 59$

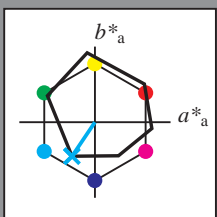


See for similar files: <http://www.ps.bam.de/Ee64/>; [www.ps.bam.de](http://www.ps.bam.de)  
 Technical information: <http://www.ps.bam.de> Version 2.1, io=1,1, ColSpx=1

BAM registration: 20081001-Ee64/10L/L64E00NP.PS/.PDF BAM material: code=rh4ta  
 application for evaluation and measurement of printer or monitor systems

Input and output: Colorimetric Printer Reflective System ORS18\_95aM for relative CIELAB hue  $h^* = lab^*h^* = h_{ab}^*/360 = 0.656$   
 data for any colour:  
 $lab^*tch^*$  and  $lab^*icu^*$

Hue texts:  
 $u^*_d = c00v$   $u^*_e = g67b$   
 contrast reduction factor:  
 $c_R = 1.0$   
 triangle lightness  $t^*$



ORS18\_95aM; adapted (a) CIELAB data

	$u^*_d$	$L^*=L^*_a$	$a^*_a$	$b^*_a$	$C^*_{ab,a}$	$h^*_{ab,a}$
O <sub>Ma</sub>	47.94	65.39	50.52	82.63	38	
Y <sub>Ma</sub>	90.37	-10.27	91.75	92.32	96	
L <sub>Ma</sub>	50.9	-62.84	34.96	71.91	151	
C <sub>Ma</sub>	58.62	-30.35	-45.02	54.3	236	
V <sub>Ma</sub>	25.72	31.1	-44.41	54.22	305	
M <sub>Ma</sub>	48.13	75.28	-8.37	75.74	354	
N <sub>Ma</sub>	18.01	0.0	0.0	0.0	0	
W <sub>Ma</sub>	95.41	0.0	0.0	0.0	0	
O <sub>Ma</sub>	39.92	58.74	27.99	65.07	25	
Y <sub>Ma</sub>	81.26	-2.89	71.56	71.62	92	
L <sub>Ma</sub>	52.23	-42.42	13.6	44.55	162	
V <sub>Ma</sub>	30.57	1.41	-46.47	46.49	272	

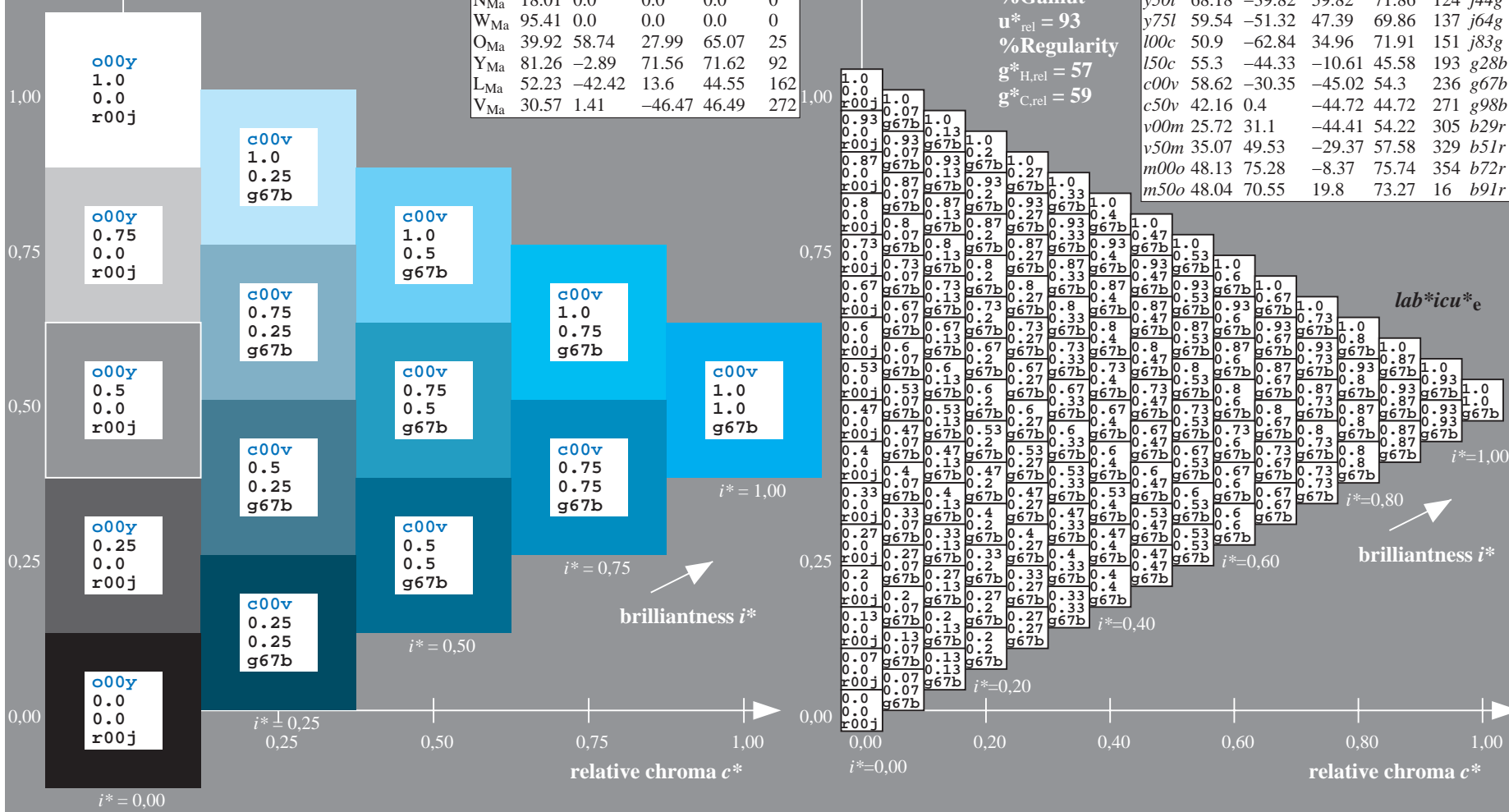
Data for maximum colour (Ma):

$LAB^*LAB^*_{Ma}$ : 59 -30 -45  
 $LAB^*LCH^*_{Ma}$ : 59 54 236  
 $lab^*olv^*_{Ma}$ : 0.0 1.0 1.0  
 $lab^*rgb^*_{Ma}$ : 0.0 0.65 1.0

ORS18\_95aM; adapted (a) CIELAB data

	$u^*_d$	$L^*=L^*_a$	$a^*_a$	$b^*_a$	$C^*_{ab,a}$	$h^*_{ab,a}$	$u^*_e$
o00y	47.94	65.39	50.52	82.63	38		r18j
o25y	58.38	46.78	60.66	76.6	52		r40j
o50y	67.98	29.66	69.99	76.02	67		r62j
o75y	78.09	11.63	79.82	80.66	82		r83j
y00l	90.37	-10.27	91.75	92.32	96		j06g
y25l	77.89	-26.88	73.8	78.54	110		j25g
y50l	68.18	-39.82	59.82	71.86	124		j44g
y75l	59.54	-51.32	47.39	69.86	137		j64g
l00c	50.9	-62.84	34.96	71.91	151		j83g
l50c	55.3	-44.33	-10.61	45.58	193		g28b
c00v	58.62	-30.35	-45.02	54.3	236		g67b
c50v	42.16	0.4	-44.72	44.72	271		g98b
v00m	25.72	31.1	-44.41	54.22	305		b29r
v50m	35.07	49.53	-29.37	57.58	329		b51r
m00o	48.13	75.28	-8.37	75.74	354		b72r
m50o	48.04	70.55	19.8	73.27	16		b91r

triangle lightness  $t^*$   
 %Gamut  
 $u^*_{rel} = 93$   
 %Regularity  
 $g^*_{H,rel} = 57$   
 $g^*_{C,rel} = 59$



See for similar files: <http://www.ps.bam.de/Ee64/>; [www.ps.bam.de/Ee64/](http://www.ps.bam.de/Ee64/); [www.ps.bam.de/Ee64/](http://www.ps.bam.de/Ee64/)  
 Technical information: <http://www.ps.bam.de> Version 2.1, io=1,1, ColSPx=1

BAM registration: 20081001-Ee64/10L/L64E00NP.PS/.PDF BAM material: code=rh4ta  
 application for evaluation and measurement of printer or monitor systems

Input and output: Colorimetric Printer Reflective System ORS18\_95aM for relative CIELAB hue  $h^* = lab^*h^* = h^*_{ab}/360 = 0.751$

data for any colour:

$lab^*tch^*$  and  $lab^*icu^*$

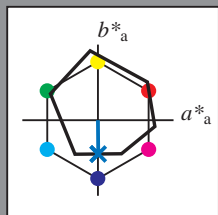
Hue texts:

$u^*_d = c50v$   $u^*_e = g98b$

contrast reduction factor:

$c_R = 1.0$

triangle lightness  $t^*$



ORS18\_95aM; adapted (a) CIELAB data

	$u^*_d$	$L^*=L^*_a$	$a^*_a$	$b^*_a$	$C^*_{ab,a}$	$h^*_{ab,a}$
O <sub>Ma</sub>	47.94	65.39	50.52	82.63	38	
Y <sub>Ma</sub>	90.37	-10.27	91.75	92.32	96	
L <sub>Ma</sub>	50.9	-62.84	34.96	71.91	151	
C <sub>Ma</sub>	58.62	-30.35	-45.02	54.3	236	
V <sub>Ma</sub>	25.72	31.1	-44.41	54.22	305	
M <sub>Ma</sub>	48.13	75.28	-8.37	75.74	354	
N <sub>Ma</sub>	18.01	0.0	0.0	0.0	0	
W <sub>Ma</sub>	95.41	0.0	0.0	0.0	0	
O <sub>Ma</sub>	39.92	58.74	27.99	65.07	25	
Y <sub>Ma</sub>	81.26	-2.89	71.56	71.62	92	
L <sub>Ma</sub>	52.23	-42.42	13.6	44.55	162	
V <sub>Ma</sub>	30.57	1.41	-46.47	46.49	272	

Data for maximum colour (Ma):

$LAB^*LAB^*_{Ma}$ : 42 0 -45

$LAB^*LCH^*_{Ma}$ : 42 45 270

$lab^*olv^*_{Ma}$ : 0.0 0.5 1.0

$lab^*rgb^*_{Ma}$ : 0.0 0.02 1.0

triangle lightness  $t^*$

%Gamut

$u^*_{rel} = 93$

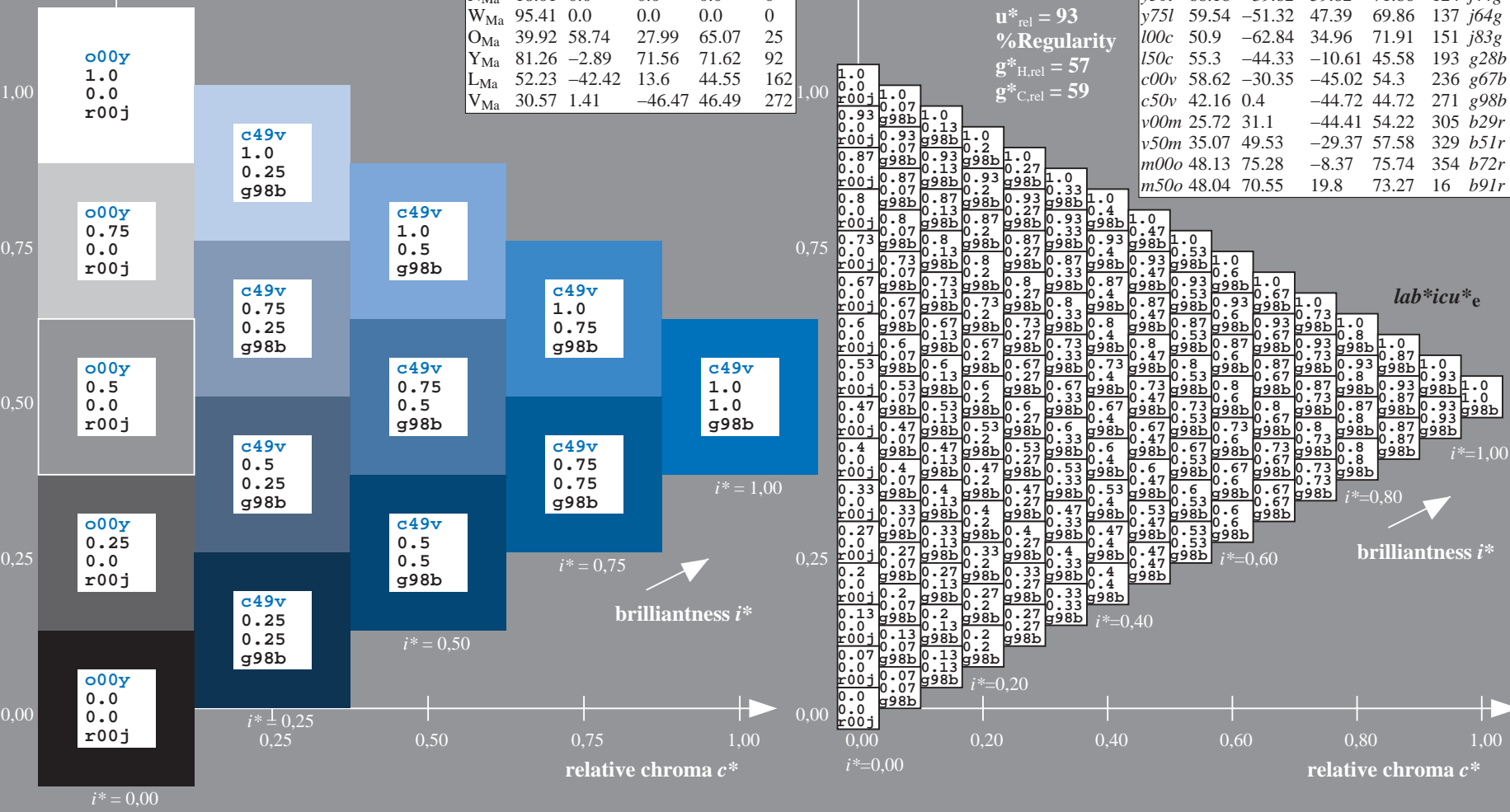
%Regularity

$g^*_{H,rel} = 57$

$g^*_{C,rel} = 59$

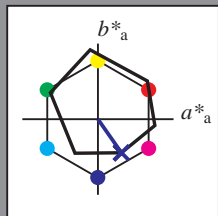
ORS18\_95aM; adapted (a) CIELAB data

	$u^*_d$	$L^*=L^*_a$	$a^*_a$	$b^*_a$	$C^*_{ab,a}$	$h^*_{ab,a}$	$u^*_e$
o00y	47.94	65.39	50.52	82.63	38		r18j
o25y	58.38	46.78	60.66	76.6	52		r40j
o50y	67.98	29.66	69.99	76.02	67		r62j
o75y	78.09	11.63	79.82	80.66	82		r83j
y00l	90.37	-10.27	91.75	92.32	96		j06g
y25l	77.89	-26.88	73.8	78.54	110		j25g
y50l	68.18	-39.82	59.82	71.86	124		j44g
y75l	59.54	-51.32	47.39	69.86	137		j64g
l00c	50.9	-62.84	34.96	71.91	151		j83g
l50c	55.3	-44.33	-10.61	45.58	193		g28b
c00v	58.62	-30.35	-45.02	54.3	236		g67b
c50v	42.16	0.4	-44.72	44.72	271		g88b
v00m	25.72	31.1	-44.41	54.22	305		b29r
v50m	35.07	49.53	-29.37	57.58	329		b51r
m00o	48.13	75.28	-8.37	75.74	354		b72r
m50o	48.04	70.55	19.8	73.27	16		b91r



Input and output: Colorimetric Printer Reflective System ORS18\_95aM for relative CIELAB hue  $h^* = lab^*h^* = h_{ab}^*/360 = 0.847$   
 data for any colour:  
 $lab^*tch^*$  and  $lab^*icu^*$

Hue texts:  
 $u^*_d = v00m$   $u^*_e = b29r$   
 contrast reduction factor:  
 $c_R = 1.0$   
 triangle lightness  $t^*$



ORS18\_95aM; adapted (a) CIELAB data

	$u^*_d$	$L^*=L^*_a$	$a^*_a$	$b^*_a$	$C^*_{ab,a}$	$h^*_{ab,a}$
O <sub>Ma</sub>	47.94	65.39	50.52	82.63	38	
Y <sub>Ma</sub>	90.37	-10.27	91.75	92.32	96	
L <sub>Ma</sub>	50.9	-62.84	34.96	71.91	151	
C <sub>Ma</sub>	58.62	-30.35	-45.02	54.3	236	
V <sub>Ma</sub>	25.72	31.1	-44.41	54.22	305	
M <sub>Ma</sub>	48.13	75.28	-8.37	75.74	354	
N <sub>Ma</sub>	18.01	0.0	0.0	0.0	0	
W <sub>Ma</sub>	95.41	0.0	0.0	0.0	0	
O <sub>Ma</sub>	39.92	58.74	27.99	65.07	25	
Y <sub>Ma</sub>	81.26	-2.89	71.56	71.62	92	
L <sub>Ma</sub>	52.23	-42.42	13.6	44.55	162	
V <sub>Ma</sub>	30.57	1.41	-46.47	46.49	272	

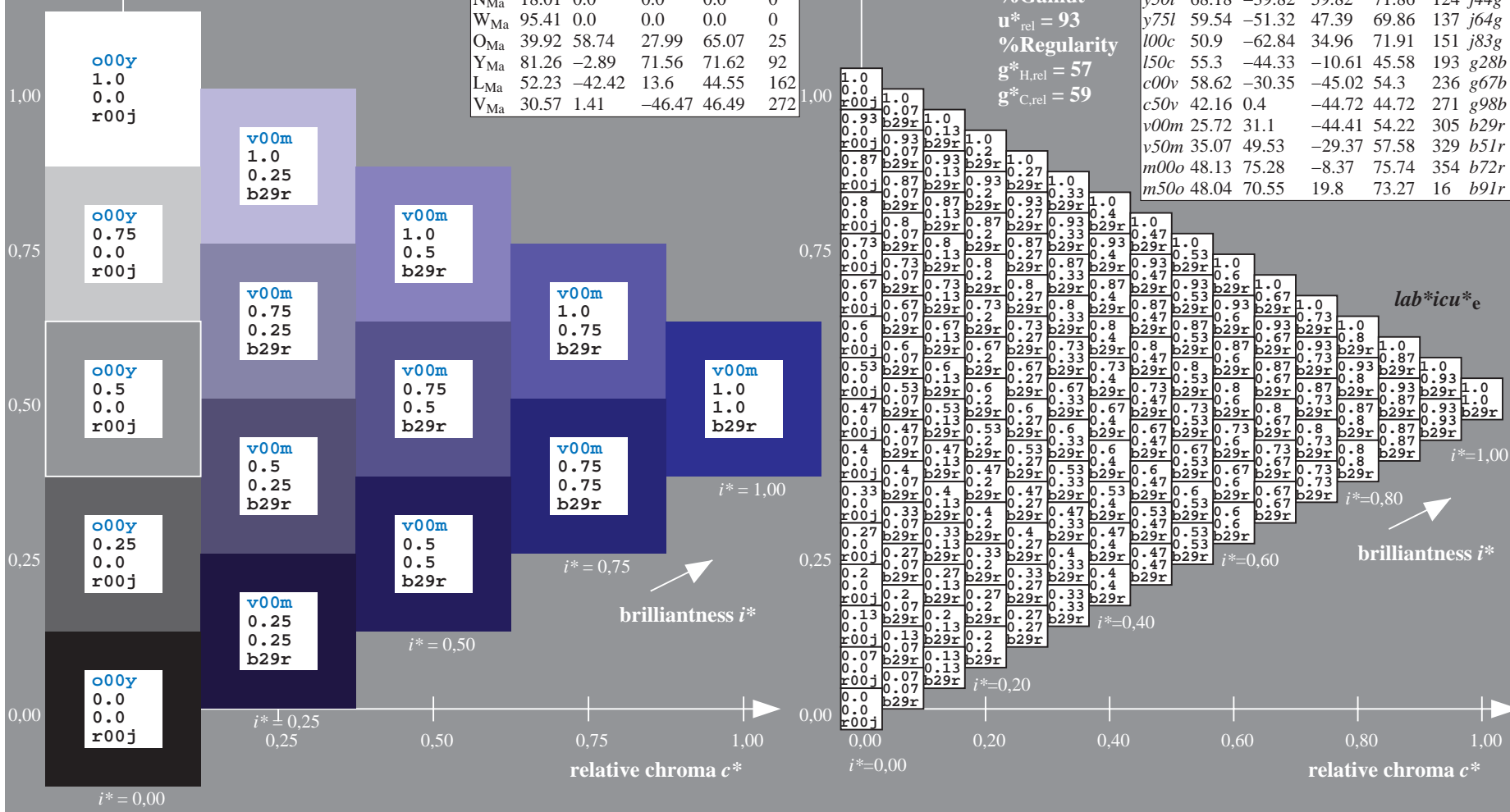
Data for maximum colour (Ma):

$LAB^*LAB^*_{Ma}$ : 26 31 -44  
 $LAB^*LCH^*_{Ma}$ : 26 54 305  
 $lab^*olv^*_{Ma}$ : 0.0 0.0 1.0  
 $lab^*rgb^*_{Ma}$ : 0.58 0.0 1.0

ORS18\_95aM; adapted (a) CIELAB data

	$u^*_d$	$L^*=L^*_a$	$a^*_a$	$b^*_a$	$C^*_{ab,a}$	$h^*_{ab,a}$	$u^*_e$
o00y	47.94	65.39	50.52	82.63	38		r18j
o25y	58.38	46.78	60.66	76.6	52		r40j
o50y	67.98	29.66	69.99	76.02	67		r62j
o75y	78.09	11.63	79.82	80.66	82		r83j
y00l	90.37	-10.27	91.75	92.32	96		j06g
y25l	77.89	-26.88	73.8	78.54	110		j25g
y50l	68.18	-39.82	59.82	71.86	124		j44g
y75l	59.54	-51.32	47.39	69.86	137		j64g
l00c	50.9	-62.84	34.96	71.91	151		j83g
l50c	55.3	-44.33	-10.61	45.58	193		g28b
c00v	58.62	-30.35	-45.02	54.3	236		g67b
c50v	42.16	0.4	-44.72	44.72	271		g98b
v00m	25.72	31.1	-44.41	54.22	305		b29r
v50m	35.07	49.53	-29.37	57.58	329		b51r
m00o	48.13	75.28	-8.37	75.74	354		b72r
m50o	48.04	70.55	19.8	73.27	16		b91r

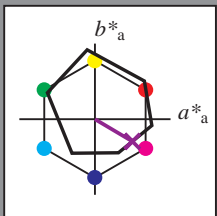
triangle lightness  $t^*$   
 %Gamut  
 $u^*_{rel} = 93$   
 %Regularity  
 $g^*_{H,rel} = 57$   
 $g^*_{C,rel} = 59$



BAM registration: 20081001-Ee64/10L/L64E00NP.PS/.PDF  
 application for evaluation and measurement of printer or monitor systems  
 BAM material: code=rh4ta

Input and output: Colorimetric Printer Reflective System ORS18\_95aM for relative CIELAB hue  $h^* = lab^*h^* = h^*_{ab}/360 = 0.915$   
 data for any colour:  
 $lab^*tch^*$  and  $lab^*icu^*$

Hue texts:  
 $u^*_d = v50m$   $u^*_e = b51r$   
 contrast reduction factor:  
 $c_R = 1.0$   
 triangle lightness  $t^*$



ORS18_95aM; adapted (a) CIELAB data						
$u^*_d$	$L^*=L^*_a$	$a^*_a$	$b^*_a$	$C^*_{ab,a}$	$h^*_{ab,a}$	
O <sub>Ma</sub>	47.94	65.39	50.52	82.63	38	
Y <sub>Ma</sub>	90.37	-10.27	91.75	92.32	96	
L <sub>Ma</sub>	50.9	-62.84	34.96	71.91	151	
C <sub>Ma</sub>	58.62	-30.35	-45.02	54.3	236	
V <sub>Ma</sub>	25.72	31.1	-44.41	54.22	305	
M <sub>Ma</sub>	48.13	75.28	-8.37	75.74	354	
N <sub>Ma</sub>	18.01	0.0	0.0	0.0	0	
W <sub>Ma</sub>	95.41	0.0	0.0	0.0	0	
O <sub>Ma</sub>	39.92	58.74	27.99	65.07	25	
Y <sub>Ma</sub>	81.26	-2.89	71.56	71.62	92	
L <sub>Ma</sub>	52.23	-42.42	13.6	44.55	162	
V <sub>Ma</sub>	30.57	1.41	-46.47	46.49	272	

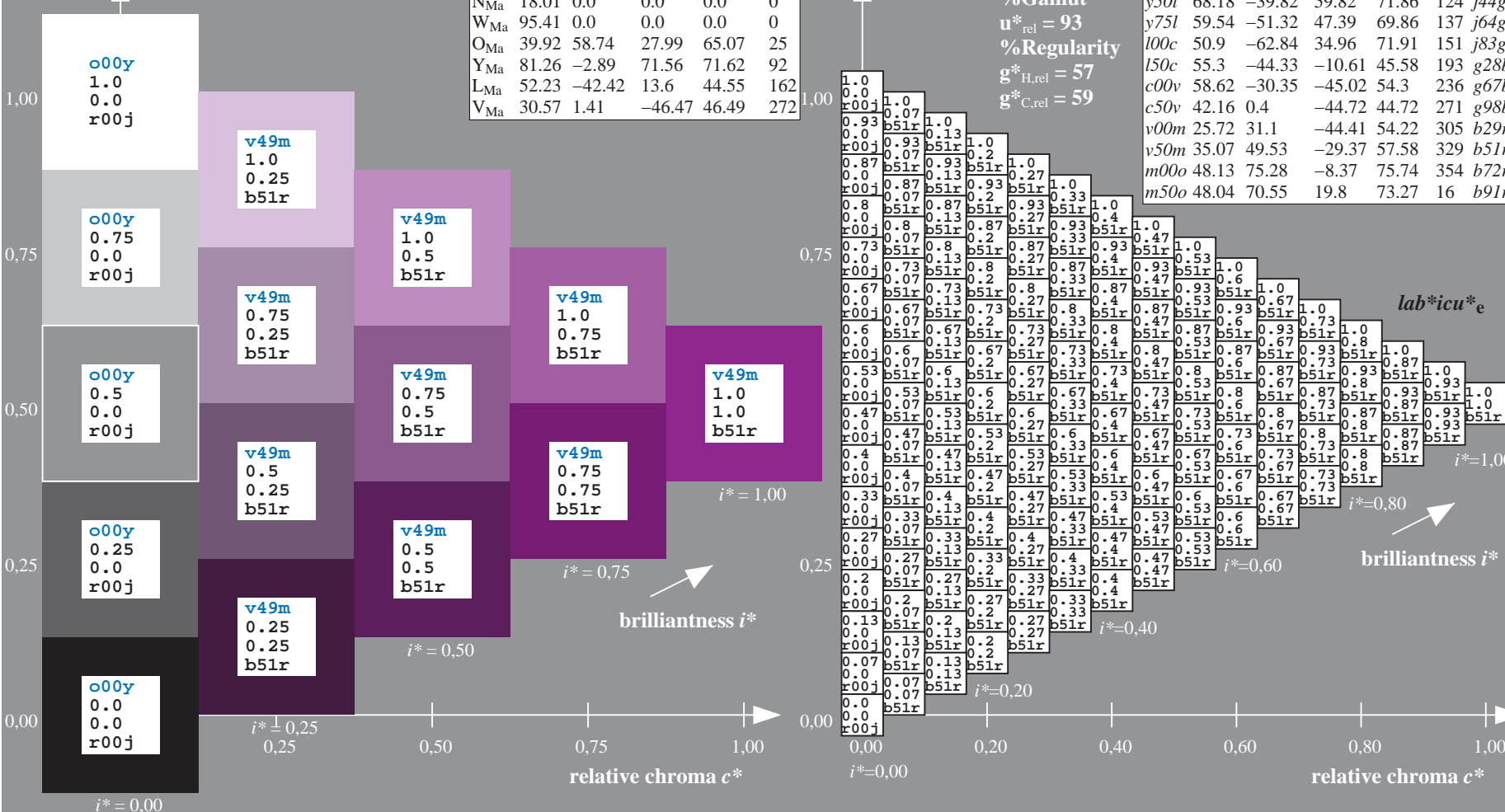
Data for maximum colour (Ma):

$LAB^*LAB^*_{Ma}$ : 35 50 -29  
 $LAB^*LCH^*_{Ma}$ : 35 58 329  
 $lab^*olv^*_{Ma}$ : 0.5 0.0 1.0  
 $lab^*rgb^*_{Ma}$ : 1.0 0.0 0.99

triangle lightness  $t^*$

%Gamut  
 $u^*_{rel} = 93$   
 %Regularity  
 $g^*_{H,rel} = 57$   
 $g^*_{C,rel} = 59$

ORS18_95aM; adapted (a) CIELAB data							$u^*_d = v50m$	$lab^*icu^*_e$
$u^*_d$	$L^*=L^*_a$	$a^*_a$	$b^*_a$	$C^*_{ab,a}$	$h^*_{ab,a}$	$u^*_e$		
o00y	47.94	65.39	50.52	82.63	38		r18j	
o25y	58.38	46.78	60.66	76.6	52	r40j		
o50y	67.98	29.66	69.99	76.02	67	r62j		
o75y	78.09	11.63	79.82	80.66	82	r83j		
y00l	90.37	-10.27	91.75	92.32	96	j06g		
y25l	77.89	-26.88	73.8	78.54	110	j25g		
y50l	68.18	-39.82	59.82	71.86	124	j44g		
y75l	59.54	-51.32	47.39	69.86	137	j64g		
l00c	50.9	-62.84	34.96	71.91	151	j83g		
l50c	55.3	-44.33	-10.61	45.58	193	g28b		
c00v	58.62	-30.35	-45.02	54.3	236	g67b		
c50v	42.16	0.4	-44.72	44.72	271	g98b		
v00m	25.72	31.1	-44.41	54.22	305	b29r		
v50m	35.07	49.53	-29.37	57.58	329	b51r		
m00o	48.13	75.28	-8.37	75.74	354	b72r		
m50o	48.04	70.55	19.8	73.27	16	b91r		

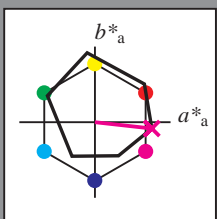


See for similar files: <http://www.ps.bam.de/Ee64/>; [www.ps.bam.de/Ee.HTM](http://www.ps.bam.de/Ee.HTM)  
 Technical information: <http://www.ps.bam.de> Version 2.1, io=1,1, ColSpx=1

BAM registration: 20081001-Ee64/10L/L64E00NP.PS/.PDF BAM material: code=rh4ta  
 application for evaluation and measurement of printer or monitor systems

Input and output: Colorimetric Printer Reflective System ORS18\_95aM for relative CIELAB hue  $h^* = lab^*h^* = h_{ab}^*/360 = 0.982$   
 data for any colour:  
 $lab^*tch^*$  and  $lab^*icu^*$

Hue texts:  
 $u^*_d = m00o$   $u^*_e = b72r$   
 contrast reduction factor:  
 $c_R = 1.0$   
 triangle lightness  $t^*$



ORS18_95aM; adapted (a) CIELAB data						
	$u^*_d$	$L^*=L^*_a$	$a^*_a$	$b^*_a$	$C^*_{ab,a}$	$h^*_{ab,a}$
O <sub>Ma</sub>	47.94	65.39	50.52	82.63	38	
Y <sub>Ma</sub>	90.37	-10.27	91.75	92.32	96	
L <sub>Ma</sub>	50.9	-62.84	34.96	71.91	151	
C <sub>Ma</sub>	58.62	-30.35	-45.02	54.3	236	
V <sub>Ma</sub>	25.72	31.1	-44.41	54.22	305	
M <sub>Ma</sub>	48.13	75.28	-8.37	75.74	354	
N <sub>Ma</sub>	18.01	0.0	0.0	0.0	0	
W <sub>Ma</sub>	95.41	0.0	0.0	0.0	0	
O <sub>Ma</sub>	39.92	58.74	27.99	65.07	25	
Y <sub>Ma</sub>	81.26	-2.89	71.56	71.62	92	
L <sub>Ma</sub>	52.23	-42.42	13.6	44.55	162	
V <sub>Ma</sub>	30.57	1.41	-46.47	46.49	272	

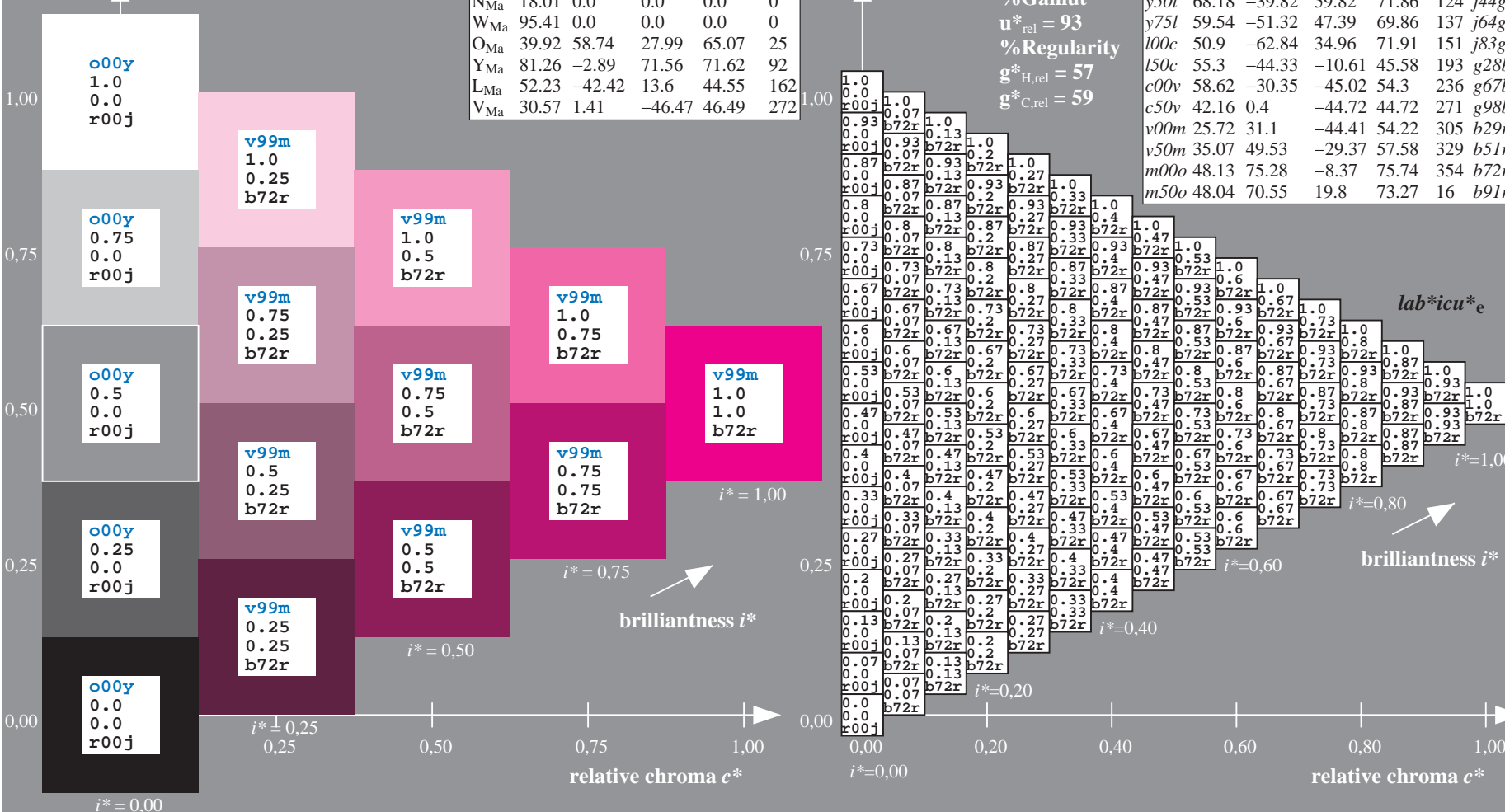
Data for maximum colour (Ma):

$LAB^*LAB^*_{Ma}$ : 48 75 -8  
 $LAB^*LCH^*_{Ma}$ : 48 76 353  
 $lab^*olv^*_{Ma}$ : 1.0 0.0 1.0  
 $lab^*rgb^*_{Ma}$ : 1.0 0.0 0.56

triangle lightness  $t^*$

%Gamut  
 $u^*_{rel} = 93$   
 %Regularity  
 $g^*_{H,rel} = 57$   
 $g^*_{C,rel} = 59$

ORS18_95aM; adapted (a) CIELAB data							$u^*_d = m00o$	$lab^*icu^*_e$
	$u^*_d$	$L^*=L^*_a$	$a^*_a$	$b^*_a$	$C^*_{ab,a}$	$h^*_{ab,a}$	$u^*_e$	
o00y	47.94	65.39	50.52	82.63	38			r18j
o25y	58.38	46.78	60.66	76.6	52			r40j
o50y	67.98	29.66	69.99	76.02	67			r62j
o75y	78.09	11.63	79.82	80.66	82			r83j
y00l	90.37	-10.27	91.75	92.32	96			j06g
y25l	77.89	-26.88	73.8	78.54	110			j25g
y50l	68.18	-39.82	59.82	71.86	124			j44g
y75l	59.54	-51.32	47.39	69.86	137			j64g
l00c	50.9	-62.84	34.96	71.91	151			j83g
l50c	55.3	-44.33	-10.61	45.58	193			g28b
c00v	58.62	-30.35	-45.02	54.3	236			g67b
c50v	42.16	0.4	-44.72	44.72	271			g98b
v00m	25.72	31.1	-44.41	54.22	305			b29r
v50m	35.07	49.53	-29.37	57.58	329			b51r
m00o	48.13	75.28	-8.37	75.74	354			b72r
m50o	48.04	70.55	19.8	73.27	16			b91r

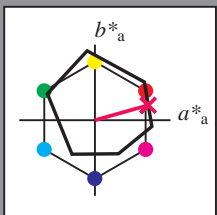


See for similar files: <http://www.ps.bam.de/Ee64/>; [www.ps.bam.de/Ee64/](http://www.ps.bam.de/Ee64/); [www.ps.bam.de/Ee64/](http://www.ps.bam.de/Ee64/)  
 Technical information: <http://www.ps.bam.de> Version 2.1, io=1,1, ColSpx=1

BAM registration: 20081001-Ee64/10L/L64E00NP.PS/.PDF BAM material: code=rh4ta  
 application for evaluation and measurement of printer or monitor systems

Input and output: Colorimetric Printer Reflective System ORS18\_95aM for relative CIELAB hue  $h^* = lab^*h^* = h_{ab}^*/360 = 0.044$

data for any colour:  
 $lab^*tch^*$  and  $lab^*icu^*$   
 Hue texts:  
 $u^*_d = m50o$   $u^*_e = b91r$   
 contrast reduction factor:  
 $c_R = 1.0$   
 triangle lightness  $t^*$



ORS18\_95aM; adapted (a) CIELAB data

	$u^*_d$	$L^*=L^*_a$	$a^*_a$	$b^*_a$	$C^*_{ab,a}$	$h^*_{ab,a}$
O <sub>Ma</sub>	47.94	65.39	50.52	82.63	38	38
Y <sub>Ma</sub>	90.37	-10.27	91.75	92.32	96	96
L <sub>Ma</sub>	50.9	-62.84	34.96	71.91	151	151
C <sub>Ma</sub>	58.62	-30.35	-45.02	54.3	236	236
V <sub>Ma</sub>	25.72	31.1	-44.41	54.22	305	305
M <sub>Ma</sub>	48.13	75.28	-8.37	75.74	354	354
N <sub>Ma</sub>	18.01	0.0	0.0	0.0	0	0
W <sub>Ma</sub>	95.41	0.0	0.0	0.0	0	0
O <sub>Ma</sub>	39.92	58.74	27.99	65.07	25	25
Y <sub>Ma</sub>	81.26	-2.89	71.56	71.62	92	92
L <sub>Ma</sub>	52.23	-42.42	13.6	44.55	162	162
V <sub>Ma</sub>	30.57	1.41	-46.47	46.49	272	272

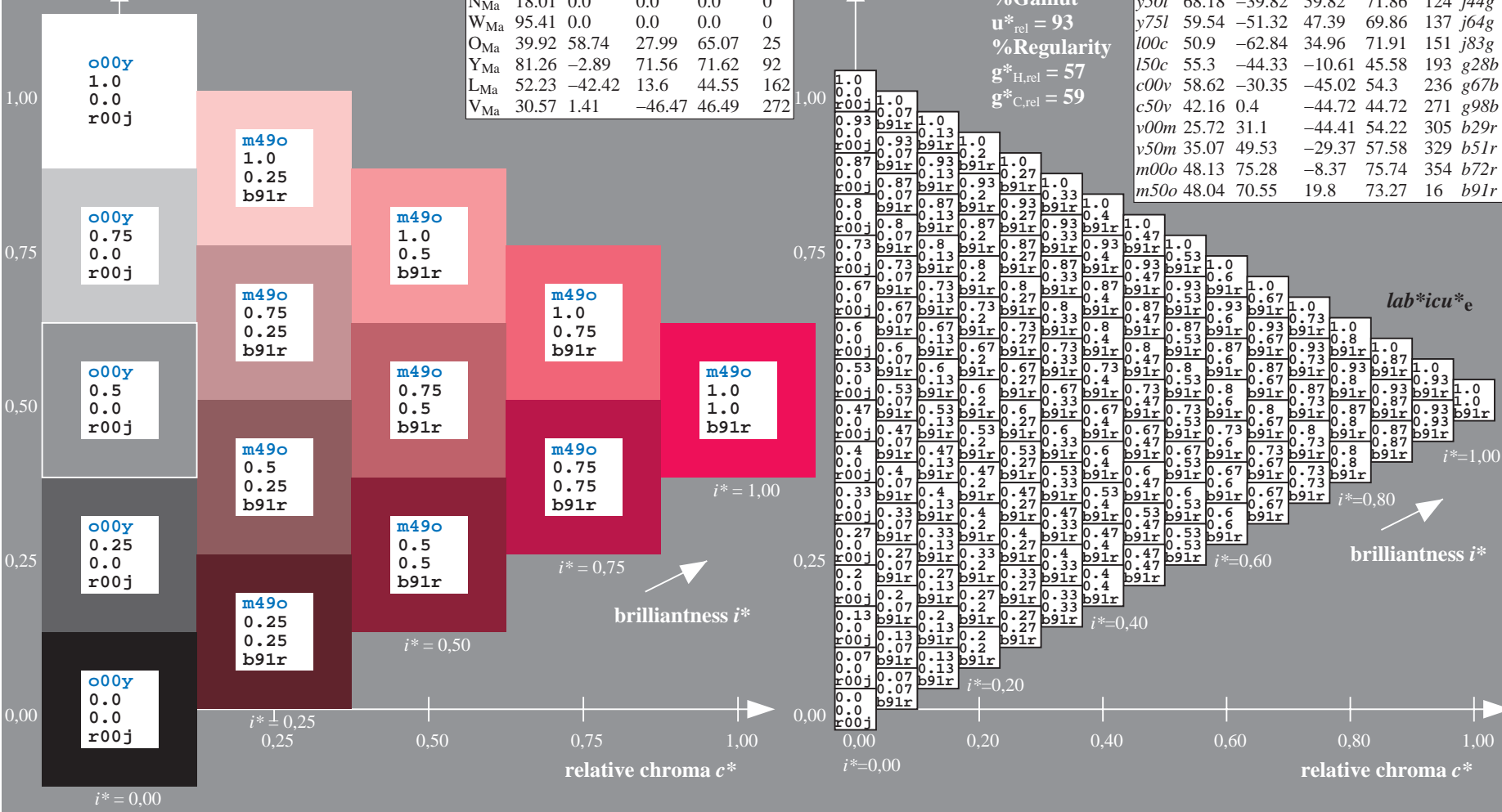
Data for maximum colour (Ma):

$LAB^*LAB^*_{Ma}$ : 48 71 20  
 $LAB^*LCH^*_{Ma}$ : 48 73 15  
 $lab^*olv^*_{Ma}$ : 1.0 0.0 0.5  
 $lab^*rgb^*_{Ma}$ : 1.0 0.0 0.17  
 triangle lightness  $t^*$

ORS18\_95aM; adapted (a) CIELAB data

	$u^*_d$	$L^*=L^*_a$	$a^*_a$	$b^*_a$	$C^*_{ab,a}$	$h^*_{ab,a}$	$u^*_e$
o00y	47.94	65.39	50.52	82.63	38	r18j	
o25y	58.38	46.78	60.66	76.6	52	r40j	
o50y	67.98	29.66	69.99	76.02	67	r62j	
o75y	78.09	11.63	79.82	80.66	82	r83j	
y00l	90.37	-10.27	91.75	92.32	96	j06g	
y25l	77.89	-26.88	73.8	78.54	110	j25g	
y50l	68.18	-39.82	59.82	71.86	124	j44g	
y75l	59.54	-51.32	47.39	69.86	137	j64g	
l00c	50.9	-62.84	34.96	71.91	151	j83g	
l50c	55.3	-44.33	-10.61	45.58	193	g28b	
c00v	58.62	-30.35	-45.02	54.3	236	g67b	
c50v	42.16	0.4	-44.72	44.72	271	g98b	
v00m	25.72	31.1	-44.41	54.22	305	b29r	
v50m	35.07	49.53	-29.37	57.58	329	b51r	
m00o	48.13	75.28	-8.37	75.74	354	b72r	
m50o	48.04	70.55	19.8	73.27	16	b91r	

%Gamut  
 $u^*_{rel} = 93$   
 %Regularity  
 $g^*_{H,rel} = 57$   
 $g^*_{C,rel} = 59$



See for similar files: <http://www.ps.bam.de/Ee64/>; [www.ps.bam.de](http://www.ps.bam.de)  
 Technical information: <http://www.ps.bam.de> Version 2.1, io=1,1, ColSPx=1

BAM registration: 20081001-Ee64/10L/L64E00NP.PS/.PDF BAM material: code=rhadata  
 application for evaluation and measurement of printer or monitor systems



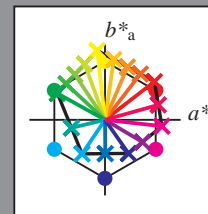


Input and output:  
 Colorimetric Printer Reflective System ORS18\_95aM  
 data for any colour:

$u^*_d$  and number  $no. = 00 \dots 15$   
 device hue text:  
 $u^*_d = 16$  hues  $o00y, o25y, \dots, m50o$   
 contrast reduction factor:  
 $c_R = 1.0$

ORS18\_95aM; adapted (a) CIELAB data

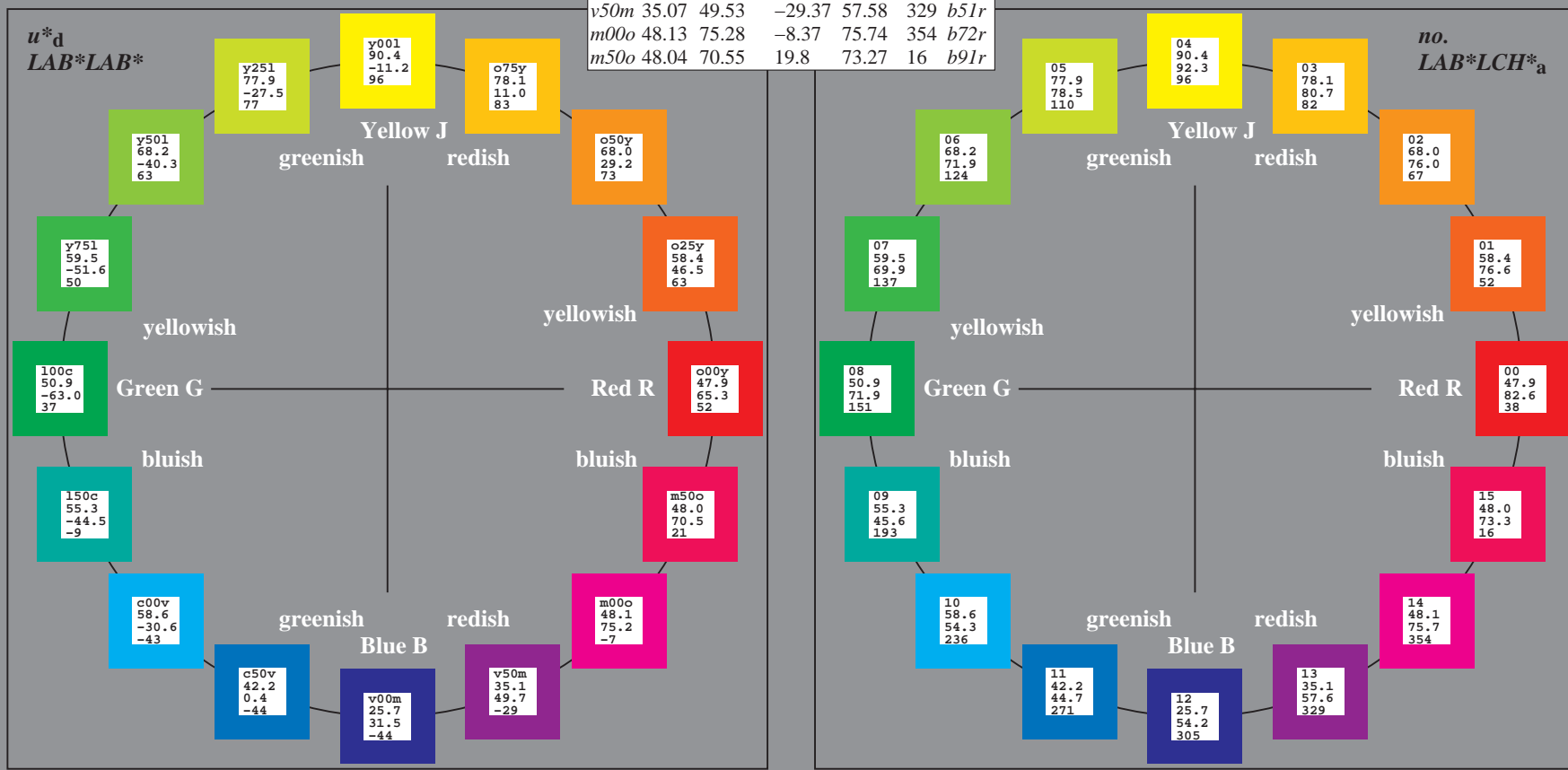
$u^*_d$	$L^*=L^*_a$	$a^*_a$	$b^*_a$	$C^*_{ab,a}$	$h^*_{ab,a}$	$u^*_e$
<i>o00y</i>	47.94	65.39	50.52	82.63	38	<i>r18j</i>
<i>o25y</i>	58.38	46.78	60.66	76.6	52	<i>r40j</i>
<i>o50y</i>	67.98	29.66	69.99	76.02	67	<i>r62j</i>
<i>o75y</i>	78.09	11.63	79.82	80.66	82	<i>r83j</i>
<i>y00l</i>	90.37	-10.27	91.75	92.32	96	<i>j06g</i>
<i>y25l</i>	77.89	-26.88	73.8	78.54	110	<i>j25g</i>
<i>y50l</i>	68.18	-39.82	59.82	71.86	124	<i>j44g</i>
<i>y75l</i>	59.54	-51.32	47.39	69.86	137	<i>j64g</i>
<i>l00c</i>	50.9	-62.84	-34.96	71.91	151	<i>j83g</i>
<i>c00v</i>	55.3	-44.33	-40.61	45.58	193	<i>g28b</i>
<i>c50v</i>	58.62	-30.35	-45.02	54.3	236	<i>g67b</i>
<i>v00m</i>	42.16	0.4	-44.72	44.72	271	<i>g98b</i>
<i>v50m</i>	25.72	31.1	-44.41	54.22	305	<i>b29r</i>
<i>m00o</i>	35.07	49.53	-29.37	57.58	329	<i>b51r</i>
<i>m50o</i>	48.13	75.28	-8.37	75.74	354	<i>b72r</i>
<i>m50o</i>	48.04	70.55	19.8	73.27	16	<i>b91r</i>



%Gamut  
 $u^*_{rel} = 93$   
 %Regularity  
 $g^*_{H,rel} = 57$   
 $g^*_{C,rel} = 59$

ORS18\_95M; CIELAB data

Name	$L^*=L^*$	$a^*$	$b^*$	$C^*_{ab}$	$h^*_{ab}$
$O_M$	47.94	65.31	52.07	83.53	39
$Y_M$	90.37	-11.16	96.17	96.82	97
$L_M$	50.9	-62.97	36.71	72.89	150
$C_M$	58.62	-30.63	-42.75	52.59	234
$V_M$	25.72	31.45	-44.36	54.38	305
$M_M$	48.13	75.2	-6.8	75.51	355
$N_M$	18.01	0.5	-0.47	0.69	317
$W_M$	95.41	-0.99	4.76	4.86	102
$O_{CIE}$	39.92	58.74	27.99	65.07	25
$Y_{CIE}$	81.26	-2.89	71.56	71.62	92
$L_{CIE}$	52.23	-42.42	13.6	44.55	162
$V_{CIE}$	30.57	1.41	-46.47	46.49	272

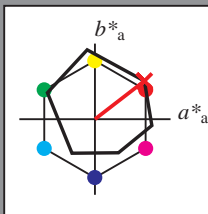


See for similar files: <http://www.ps.bam.de/Ee64/>; [www.ps.bam.de/Ee.HTM](http://www.ps.bam.de/Ee.HTM)  
 Technical information: <http://www.ps.bam.de> Version 2.1, io=1,1, ColSpX=1

BAM registration: 20081001-Ee64/10L/L64E00NP.PS/.PDF BAM material: code=rhadata  
 application for evaluation and measurement of printer or monitor systems

Input and output: Colorimetric Printer Reflective System ORS18\_95aM for relative CIELAB hue  $h^* = lab^*h^* = h_{ab}/360 = 0.105$   
 data for any colour:

$lab^*tch^*$  and  $lab^*icu^*$   
 Hue texts:  
 $u^*_d = o00y$   $u^*_e = r18j$   
 contrast reduction factor:  
 $c_R = 1.0$   
 triangle lightness  $t^*$



ORS18\_95M; CIELAB data

$u^*_d$	$L^*=L^*$	$a^*$	$b^*$	$C^*_{ab}$	$h^*_{ab}$
O <sub>M</sub>	47.94	65.31	52.07	83.53	39
Y <sub>M</sub>	90.37	-11.16	96.17	96.82	97
L <sub>M</sub>	50.9	-62.97	36.71	72.89	150
C <sub>M</sub>	58.62	-30.63	-42.75	52.59	234
V <sub>M</sub>	25.72	31.45	-44.36	54.38	305
M <sub>M</sub>	48.13	75.2	-6.8	75.51	355
N <sub>M</sub>	18.01	0.5	-0.47	0.69	317
W <sub>M</sub>	95.41	-0.99	4.76	4.86	102
O <sub>M</sub>	39.92	58.74	27.99	65.07	25
Y <sub>M</sub>	81.26	-2.89	71.56	71.62	92
L <sub>M</sub>	52.23	-42.42	13.6	44.55	162
V <sub>M</sub>	30.57	1.41	-46.47	46.49	272

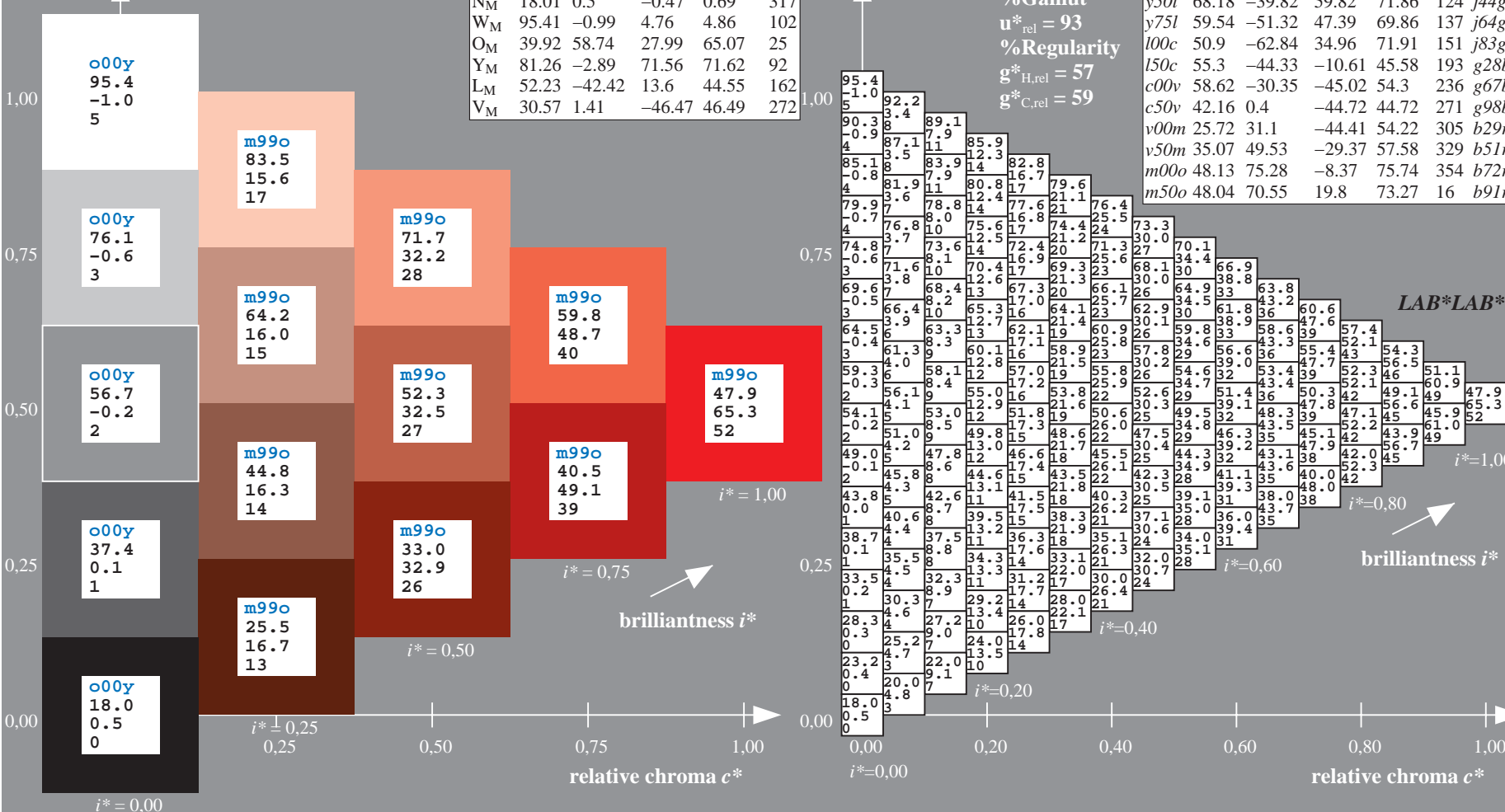
$u^*_d = o00y$   
 $LAB^*LAB^*$

ORS18\_95aM; adapted (a) CIELAB data

$u^*_d$	$L^*=L^*$	$a^*_a$	$b^*_a$	$C^*_{ab,a}$	$h^*_{ab,a}$	$u^*_e$
<i>o00y</i>	47.94	65.39	50.52	82.63	38	<i>r18j</i>
<i>o25y</i>	58.38	46.78	60.66	76.6	52	<i>r40j</i>
<i>o50y</i>	67.98	29.66	69.99	76.02	67	<i>r62j</i>
<i>o75y</i>	78.09	11.63	79.82	80.66	82	<i>r83j</i>
<i>y00l</i>	90.37	-10.27	91.75	92.32	96	<i>j06g</i>
<i>y25l</i>	77.89	-26.88	73.8	78.54	110	<i>j25g</i>
<i>y50l</i>	68.18	-39.82	59.82	71.86	124	<i>j44g</i>
<i>y75l</i>	59.54	-51.32	47.39	69.86	137	<i>j64g</i>
<i>l00c</i>	50.9	-62.84	34.96	71.91	151	<i>j83g</i>
<i>l50c</i>	55.3	-44.33	-10.61	45.58	193	<i>g28b</i>
<i>c00v</i>	58.62	-30.35	-45.02	54.3	236	<i>g67b</i>
<i>c50v</i>	42.16	0.4	-44.72	44.72	271	<i>g98b</i>
<i>v00m</i>	25.72	31.1	-44.41	54.22	305	<i>b29r</i>
<i>v50m</i>	35.07	49.53	-29.37	57.58	329	<i>b51r</i>
<i>m00o</i>	48.13	75.28	-8.37	75.74	354	<i>b72r</i>
<i>m50o</i>	48.04	70.55	19.8	73.27	16	<i>b91r</i>

Data for maximum colour (Ma):  
 $LAB^*LAB^*_{Ma}: 48\ 65\ 51$   
 $LAB^*LCH^*_{Ma}: 48\ 83\ 37$   
 $lab^*olv^*_{Ma}: 1.0\ 0.0\ 0.0$   
 $lab^*rgb^*_{Ma}: 1.0\ 0.18\ 0.0$

triangle lightness  $t^*$   
 %Gamut  
 $u^*_{rel} = 93$   
 %Regularity  
 $g^*_{H,rel} = 57$   
 $g^*_{C,rel} = 59$

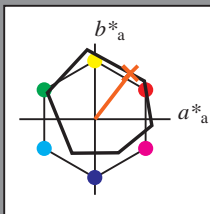


See for similar files: <http://www.ps.bam.de/Ee64/>; [www.ps.bam.de/Ee.HTM](http://www.ps.bam.de/Ee.HTM)  
 Technical information: <http://www.ps.bam.de> Version 2.1, io=1,1, ColSPx=1

BAM registration: 20081001-Ee64/10L/L64E00NP.PS/.PDF BAM material: code=rhadata  
 application for evaluation and measurement of printer or monitor systems

Input and output: Colorimetric Printer Reflective System ORS18\_95aM for relative CIELAB hue  $h^* = lab^*h^* = h_{ab}/360 = 0.145$   
 data for any colour:  
 $lab^*tch^*$  and  $lab^*icu^*$

Hue texts:  
 $u^*_d = o25y$   $u^*_e = r40j$   
 contrast reduction factor:  
 $c_R = 1.0$   
 triangle lightness  $t^*$



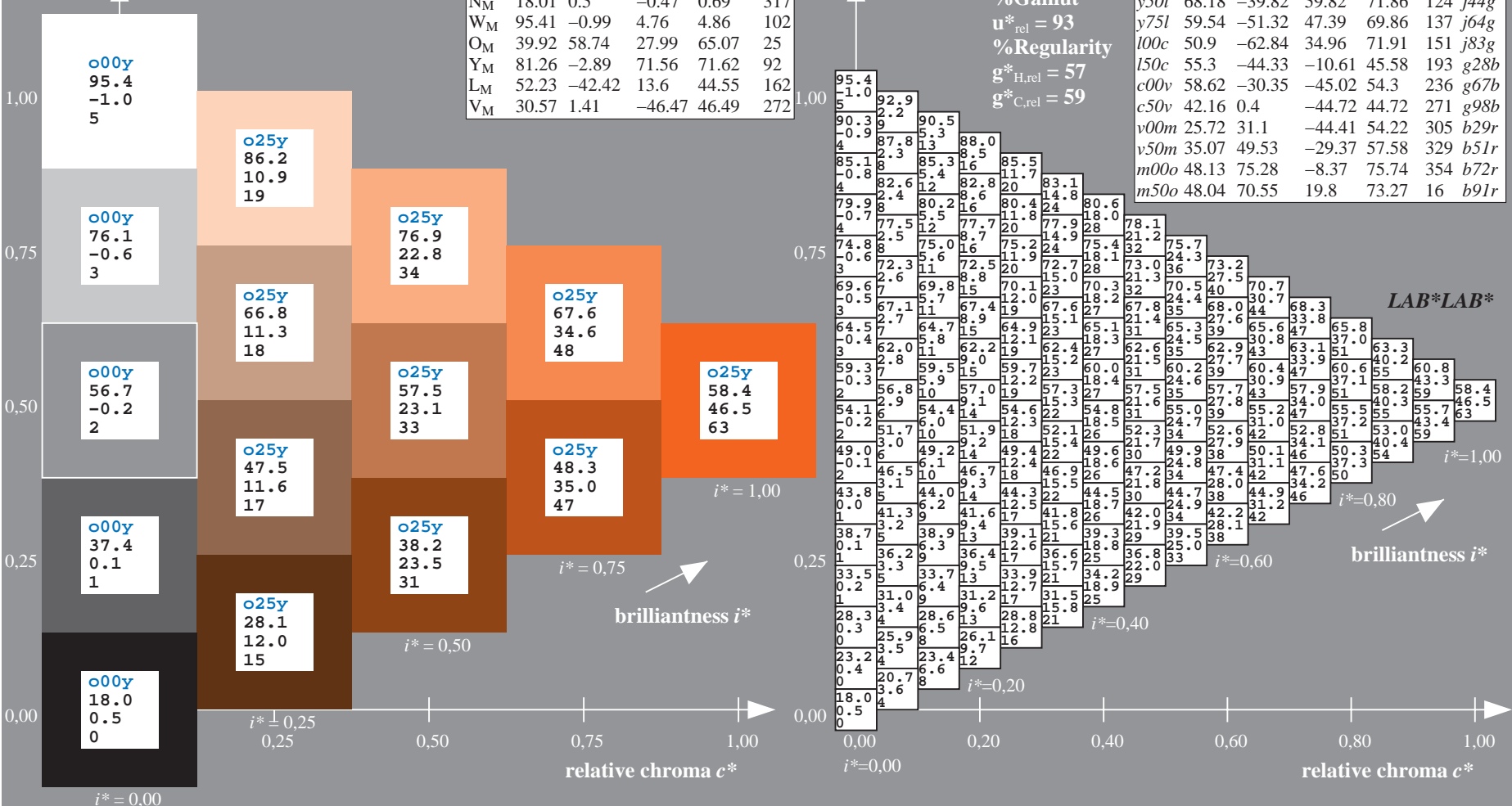
ORS18_95M; CIELAB data						
$u^*_d$	$L^*=L^*$	$a^*$	$b^*$	$C^*_{ab}$	$h^*_{ab}$	
O <sub>M</sub>	47.94	65.31	52.07	83.53	39	
Y <sub>M</sub>	90.37	-11.16	96.17	96.82	97	
L <sub>M</sub>	50.9	-62.97	36.71	72.89	150	
C <sub>M</sub>	58.62	-30.63	-42.75	52.59	234	
V <sub>M</sub>	25.72	31.45	-44.36	54.38	305	
M <sub>M</sub>	48.13	75.2	-6.8	75.51	355	
N <sub>M</sub>	18.01	0.5	-0.47	0.69	317	
W <sub>M</sub>	95.41	-0.99	4.76	4.86	102	
O <sub>M</sub>	39.92	58.74	27.99	65.07	25	
Y <sub>M</sub>	81.26	-2.89	71.56	71.62	92	
L <sub>M</sub>	52.23	-42.42	13.6	44.55	162	
V <sub>M</sub>	30.57	1.41	-46.47	46.49	272	

$u^*_d = o25y$   
 $LAB^*LAB^*$

ORS18_95aM; adapted (a) CIELAB data						
$u^*_d$	$L^*=L^*$	$a^*_a$	$b^*_a$	$C^*_{ab,a}$	$h^*_{ab,a}$	$u^*_e$
o00y	47.94	65.39	50.52	82.63	38	r18j
o25y	58.38	46.78	60.66	76.6	52	r40j
o50y	67.98	29.66	69.99	76.02	67	r62j
o75y	78.09	11.63	79.82	80.66	82	r83j
y00l	90.37	-10.27	91.75	92.32	96	j06g
y25l	77.89	-26.88	73.8	78.54	110	j25g
y50l	68.18	-39.82	59.82	71.86	124	j44g
y75l	59.54	-51.32	47.39	69.86	137	j64g
l00c	50.9	-62.84	34.96	71.91	151	j83g
l50c	55.3	-44.33	-10.61	45.58	193	g28b
c00v	58.62	-30.35	-45.02	54.3	236	g67b
c50v	42.16	0.4	-44.72	44.72	271	g98b
v00m	25.72	31.1	-44.41	54.22	305	b29r
v50m	35.07	49.53	-29.37	57.58	329	b51r
m00o	48.13	75.28	-8.37	75.74	354	b72r
m50o	48.04	70.55	19.8	73.27	16	b91r

Data for maximum colour (Ma):  
 $LAB^*LAB^*_{Ma}: 58\ 47\ 61$   
 $LAB^*LCH^*_{Ma}: 58\ 77\ 52$   
 $lab^*olv^*_{Ma}: 1.0\ 0.25\ 0.0$   
 $lab^*rgb^*_{Ma}: 1.0\ 0.4\ 0.0$

triangle lightness  $t^*$   
 %Gamut  
 $u^*_{rel} = 93$   
 %Regularity  
 $g^*_{H,rel} = 57$   
 $g^*_{C,rel} = 59$

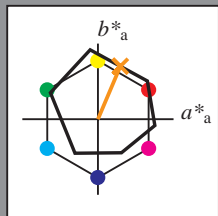


See for similar files: <http://www.ps.bam.de/Ee64/>; [www.ps.bam.de/Ee64/](http://www.ps.bam.de/Ee64/); [www.ps.bam.de/Ee64/](http://www.ps.bam.de/Ee64/)  
 Technical information: <http://www.ps.bam.de> Version 2.1, io=1,1, ColSPx=1

BAM registration: 20081001-Ee64/10L/L64E00NP.PS/.PDF BAM material: code=rhadata  
 application for evaluation and measurement of printer or monitor systems

Input and output: Colorimetric Printer Reflective System ORS18\_95aM for relative CIELAB hue  $h^* = lab^*h^* = h_{ab}/360 = 0.186$   
 data for any colour:  
 $lab^*tch^*$  and  $lab^*icu^*$

Hue texts:  
 $u^*_d = o50y$   $u^*_e = r62j$   
 contrast reduction factor:  
 $c_R = 1.0$   
 triangle lightness  $t^*$



ORS18\_95M; CIELAB data

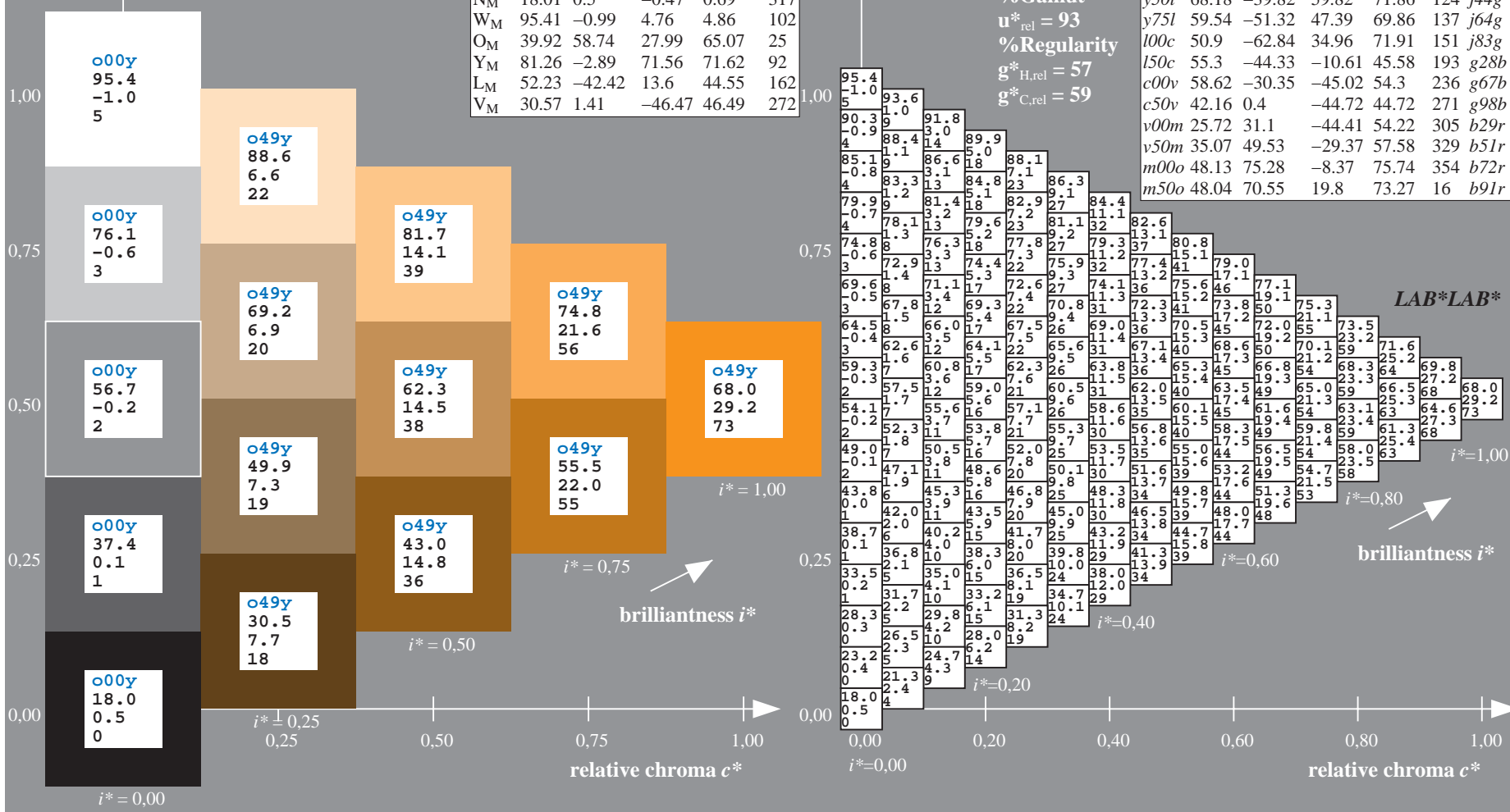
$u^*_d$	$L^*=L^*$	$a^*$	$b^*$	$C^*_{ab}$	$h^*_{ab}$
O <sub>M</sub>	47.94	65.31	52.07	83.53	39
Y <sub>M</sub>	90.37	-11.16	96.17	96.82	97
L <sub>M</sub>	50.9	-62.97	36.71	72.89	150
C <sub>M</sub>	58.62	-30.63	-42.75	52.59	234
V <sub>M</sub>	25.72	31.45	-44.36	54.38	305
M <sub>M</sub>	48.13	75.2	-6.8	75.51	355
N <sub>M</sub>	18.01	0.5	-0.47	0.69	317
W <sub>M</sub>	95.41	-0.99	4.76	4.86	102
O <sub>M</sub>	39.92	58.74	27.99	65.07	25
Y <sub>M</sub>	81.26	-2.89	71.56	71.62	92
L <sub>M</sub>	52.23	-42.42	13.6	44.55	162
V <sub>M</sub>	30.57	1.41	-46.47	46.49	272

ORS18\_95aM; adapted (a) CIELAB data

$u^*_d$	$L^*=L^*_a$	$a^*_a$	$b^*_a$	$C^*_{ab,a}$	$h^*_{ab,a}$	$u^*_e$
o00y	47.94	65.39	50.52	82.63	38	r18j
o25y	58.38	46.78	60.66	76.6	52	r40j
o50y	67.98	29.66	69.99	76.02	67	r62j
o75y	78.09	11.63	79.82	80.66	82	r83j
y00l	90.37	-10.27	91.75	92.32	96	j06g
y25l	77.89	-26.88	73.8	78.54	110	j25g
y50l	68.18	-39.82	59.82	71.86	124	j44g
y75l	59.54	-51.32	47.39	69.86	137	j64g
l00c	50.9	-62.84	34.96	71.91	151	j83g
l50c	55.3	-44.33	-10.61	45.58	193	g28b
c00v	58.62	-30.35	-45.02	54.3	236	g67b
c50v	42.16	0.4	-44.72	44.72	271	g98b
v00m	25.72	31.1	-44.41	54.22	305	b29r
v50m	35.07	49.53	-29.37	57.58	329	b51r
m00o	48.13	75.28	-8.37	75.74	354	b72r
m50o	48.04	70.55	19.8	73.27	16	b91r

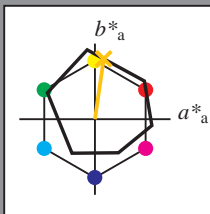
Data for maximum colour (Ma):  
 $LAB^*LAB^*_Ma: 68\ 30\ 70$   
 $LAB^*LCH^*_Ma: 68\ 76\ 67$   
 $lab^*olv^*_Ma: 1.0\ 0.5\ 0.0$   
 $lab^*rgb^*_Ma: 1.0\ 0.62\ 0.0$

triangle lightness  $t^*$   
 %Gamut  
 $u^*_{rel} = 93$   
 %Regularity  
 $g^*_{H,rel} = 57$   
 $g^*_{C,rel} = 59$



Input and output: Colorimetric Printer Reflective System ORS18\_95aM for relative CIELAB hue  $h^* = lab^*h^* = h_{ab}/360 = 0.227$   
 data for any colour:  
 $lab^*tch^*$  and  $lab^*icu^*$

Hue texts:  
 $u^*_d = 075y$   $u^*_e = r83j$   
 contrast reduction factor:  
 $c_R = 1.0$   
 triangle lightness  $t^*$



ORS18_95M; CIELAB data						
$u^*_d$	$L^*=L^*$	$a^*$	$b^*$	$C^*_{ab}$	$h^*_{ab}$	
O <sub>M</sub>	47.94	65.31	52.07	83.53	39	
Y <sub>M</sub>	90.37	-11.16	96.17	96.82	97	
L <sub>M</sub>	50.9	-62.97	36.71	72.89	150	
C <sub>M</sub>	58.62	-30.63	-42.75	52.59	234	
V <sub>M</sub>	25.72	31.45	-44.36	54.38	305	
M <sub>M</sub>	48.13	75.2	-6.8	75.51	355	
N <sub>M</sub>	18.01	0.5	-0.47	0.69	317	
W <sub>M</sub>	95.41	-0.99	4.76	4.86	102	
O <sub>M</sub>	39.92	58.74	27.99	65.07	25	
Y <sub>M</sub>	81.26	-2.89	71.56	71.62	92	
L <sub>M</sub>	52.23	-42.42	13.6	44.55	162	
V <sub>M</sub>	30.57	1.41	-46.47	46.49	272	

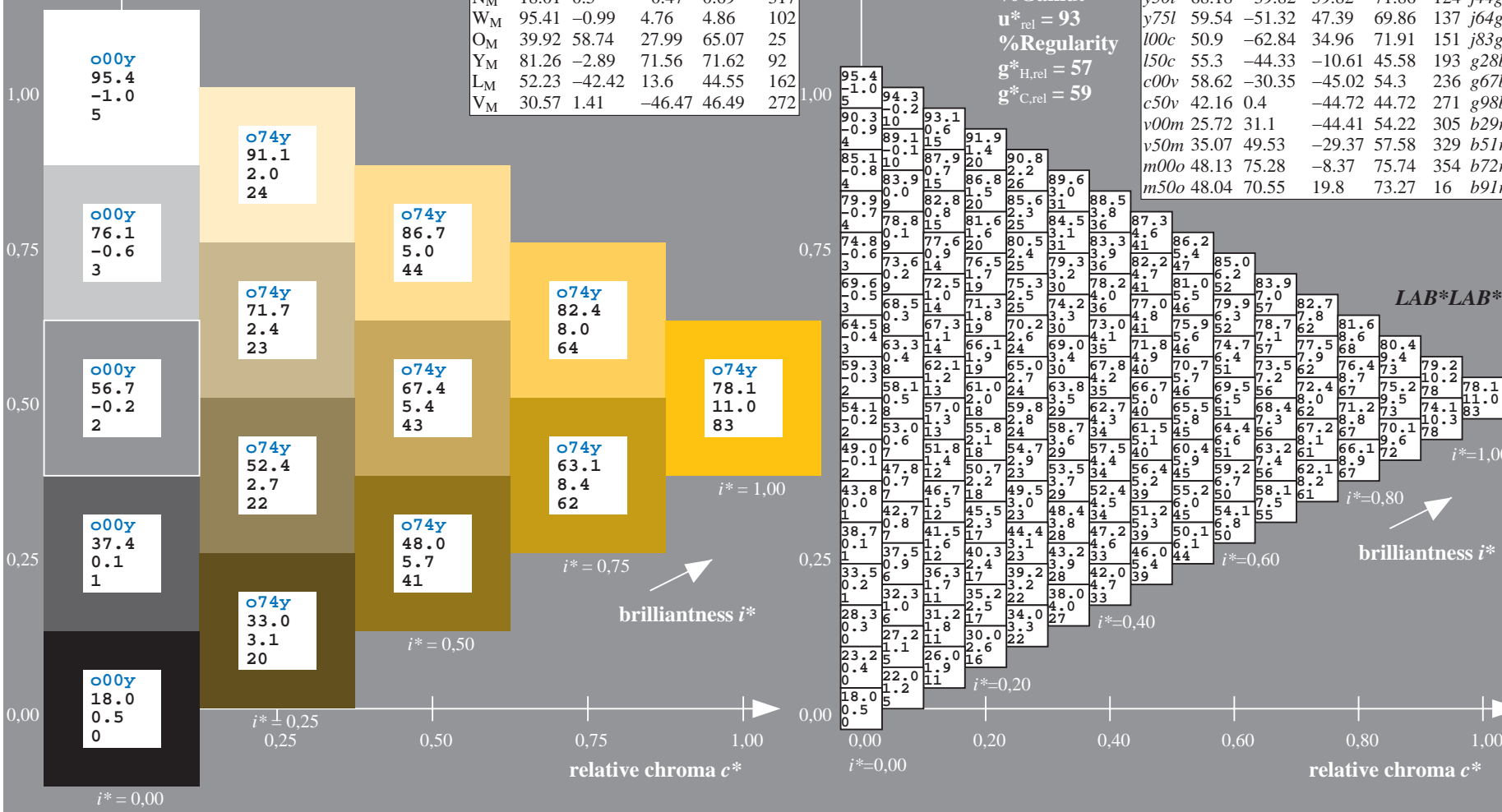
ORS18_95aM; adapted (a) CIELAB data						
$u^*_d$	$L^*=L^*$	$a^*_a$	$b^*_a$	$C^*_{ab,a}$	$h^*_{ab,a}$	$u^*_e$
o00y	47.94	65.39	50.52	82.63	38	r18j
o25y	58.38	46.78	60.66	76.6	52	r40j
o50y	67.98	29.66	69.99	76.02	67	r62j
o75y	78.09	11.63	79.82	80.66	82	r83j
y00l	90.37	-10.27	91.75	92.32	96	j06g
y25l	77.89	-26.88	73.8	78.54	110	j25g
y50l	68.18	-39.82	59.82	71.86	124	j44g
y75l	59.54	-51.32	47.39	69.86	137	j64g
l00c	50.9	-62.84	34.96	71.91	151	j83g
l50c	55.3	-44.33	-10.61	45.58	193	g28b
c00v	58.62	-30.35	-45.02	54.3	236	g67b
c50v	42.16	0.4	-44.72	44.72	271	g98b
v00m	25.72	31.1	-44.41	54.22	305	b29r
v50m	35.07	49.53	-29.37	57.58	329	b51r
m00o	48.13	75.28	-8.37	75.74	354	b72r
m50o	48.04	70.55	19.8	73.27	16	b91r

Data for maximum colour (Ma):

$LAB^*LAB^*_Ma$ : 78 12 80  
 $LAB^*LCH^*_Ma$ : 78 81 81  
 $lab^*olv^*_Ma$ : 1.0 0.75 0.0  
 $lab^*rgb^*_Ma$ : 1.0 0.84 0.0

triangle lightness  $t^*$

%Gamut  
 $u^*_{rel} = 93$   
 %Regularity  
 $g^*_{H,rel} = 57$   
 $g^*_{C,rel} = 59$

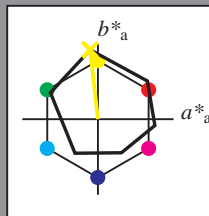


See for similar files: <http://www.ps.bam.de/Ee64/>; [www.ps.bam.de/Ee64/](http://www.ps.bam.de/Ee64/); [www.ps.bam.de/Ee64/](http://www.ps.bam.de/Ee64/)  
 Technical information: <http://www.ps.bam.de> Version 2.1, io=1,1, ColSPx=1

BAM registration: 20081001-Ee64/10L/L64E00NP.PS/.PDF BAM material: code=rhadata  
 application for evaluation and measurement of printer or monitor systems

Input and output: Colorimetric Printer Reflective System ORS18\_95aM for relative CIELAB hue  $h^* = lab^*h^* = h_{ab}/360 = 0.268$   
 data for any colour:  
 $lab^*tch^*$  and  $lab^*icu^*$

Hue texts:  
 $u^*_d = y00l$   $u^*_e = j06g$   
 contrast reduction factor:  
 $c_R = 1.0$   
 triangle lightness  $t^*$



ORS18_95M; CIELAB data						
$u^*_d$	$L^*=L^*$	$a^*$	$b^*$	$C^*_{ab}$	$h^*_{ab}$	
O <sub>M</sub>	47.94	65.31	52.07	83.53	39	
Y <sub>M</sub>	90.37	-11.16	96.17	96.82	97	
L <sub>M</sub>	50.9	-62.97	36.71	72.89	150	
C <sub>M</sub>	58.62	-30.63	-42.75	52.59	234	
V <sub>M</sub>	25.72	31.45	-44.36	54.38	305	
M <sub>M</sub>	48.13	75.2	-6.8	75.51	355	
N <sub>M</sub>	18.01	0.5	-0.47	0.69	317	
W <sub>M</sub>	95.41	-0.99	4.76	4.86	102	
O <sub>M</sub>	39.92	58.74	27.99	65.07	25	
Y <sub>M</sub>	81.26	-2.89	71.56	71.62	92	
L <sub>M</sub>	52.23	-42.42	13.6	44.55	162	
V <sub>M</sub>	30.57	1.41	-46.47	46.49	272	

Data for maximum colour (Ma):

$LAB^*LAB^*Ma: 90 -10 92$

$LAB^*LCH^*Ma: 90 92 96$

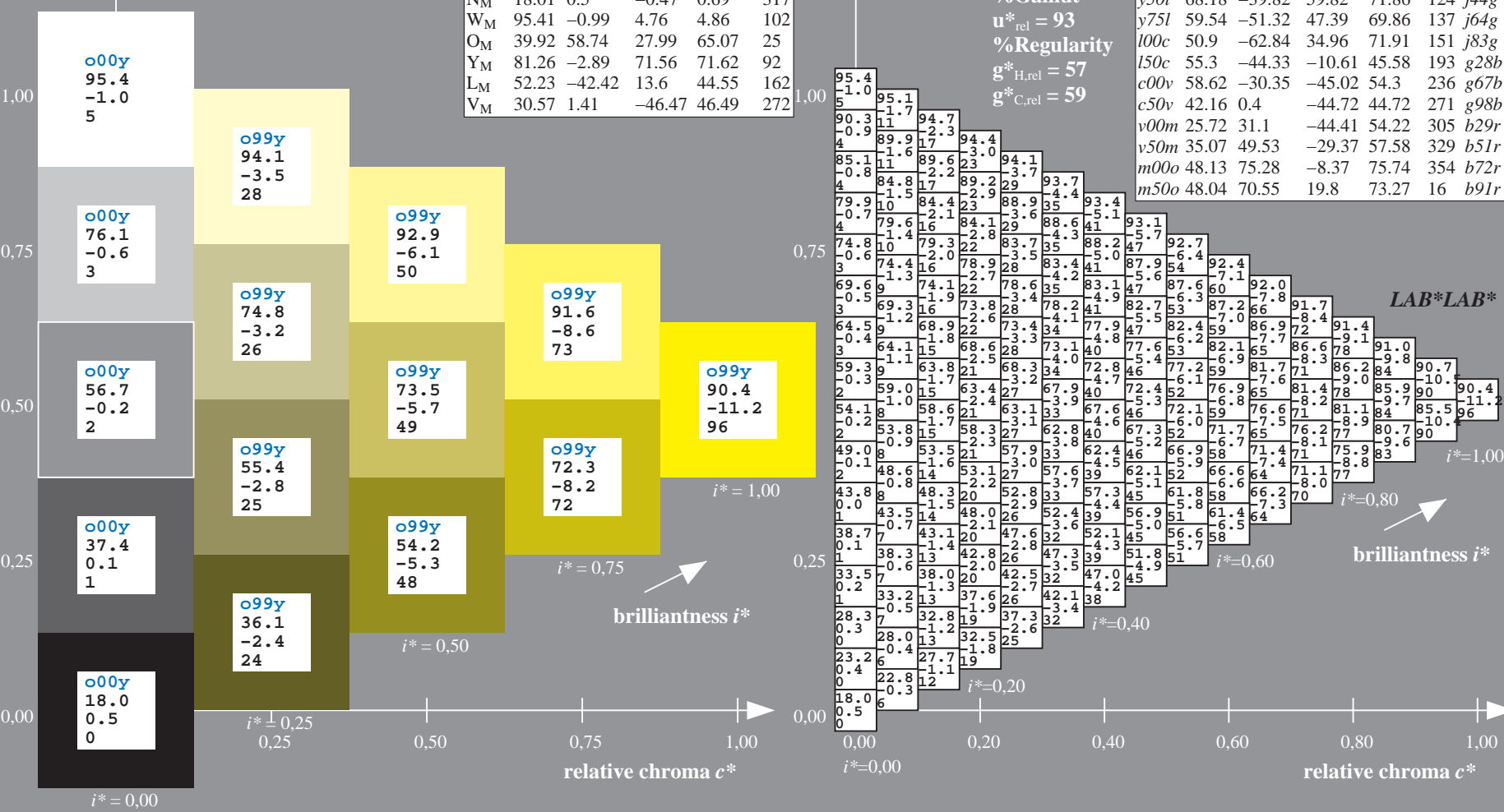
$lab^*olv^*Ma: 1.0 1.0 0.0$

$lab^*rgb^*Ma: 0.94 1.0 0.0$

triangle lightness  $t^*$

%Gamut  
 $u^*_{rel} = 93$   
 %Regularity  
 $g^*_{H,rel} = 57$   
 $g^*_{C,rel} = 59$

ORS18_95aM; adapted (a) CIELAB data							
$u^*_d$	$L^*=L^*_a$	$a^*_a$	$b^*_a$	$C^*_{ab,a}$	$h^*_{ab,a}$	$u^*_e$	
o00y	47.94	65.39	50.52	82.63	38	r18j	
o25y	58.38	46.78	60.66	76.6	52	r40j	
o50y	67.98	29.66	69.99	76.02	67	r62j	
o75y	78.09	11.63	79.82	80.66	82	r83j	
y00l	90.37	-10.27	91.75	92.32	96	j06g	
y25l	77.89	-26.88	73.8	78.54	110	j25g	
y50l	68.18	-39.82	59.82	71.86	124	j44g	
y75l	59.54	-51.32	47.39	69.86	137	j64g	
l00c	50.9	-62.84	34.96	71.91	151	j83g	
l50c	55.3	-44.33	-10.61	45.58	193	g28b	
c00v	58.62	-30.35	-45.02	54.3	236	g67b	
c50v	42.16	0.4	-44.72	44.72	271	g98b	
v00m	25.72	31.1	-44.41	54.22	305	b29r	
v50m	35.07	49.53	-29.37	57.58	329	b51r	
m00o	48.13	75.28	-8.37	75.74	354	b72r	
m50o	48.04	70.55	19.8	73.27	16	b91r	

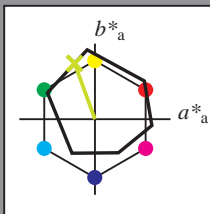


See for similar files: <http://www.ps.bam.de/Ee64/>; [www.ps.bam.de/Ee.HTM](http://www.ps.bam.de/Ee.HTM)  
 Technical information: <http://www.ps.bam.de> Version 2.1, io=1,1, ColSpX=1

BAM registration: 20081001-Ee64/10L/L64E00NP.PS/.PDF BAM material: code=rhadata  
 application for evaluation and measurement of printer or monitor systems

Input and output: Colorimetric Printer Reflective System ORS18\_95aM for relative CIELAB hue  $h^* = lab^*h^* = h_{ab}^*/360 = 0.306$   
 data for any colour:  
 $lab^*tch^*$  and  $lab^*icu^*$

Hue texts:  
 $u^*_d = y25l$   $u^*_e = j25g$   
 contrast reduction factor:  
 $c_R = 1.0$   
 triangle lightness  $t^*$



ORS18_95M; CIELAB data						
$u^*_d$	$L^*=L^*$	$a^*$	$b^*$	$C^*_{ab}$	$h^*_{ab}$	
O <sub>M</sub>	47.94	65.31	52.07	83.53	39	
Y <sub>M</sub>	90.37	-11.16	96.17	96.82	97	
L <sub>M</sub>	50.9	-62.97	36.71	72.89	150	
C <sub>M</sub>	58.62	-30.63	-42.75	52.59	234	
V <sub>M</sub>	25.72	31.45	-44.36	54.38	305	
M <sub>M</sub>	48.13	75.2	-6.8	75.51	355	
N <sub>M</sub>	18.01	0.5	-0.47	0.69	317	
W <sub>M</sub>	95.41	-0.99	4.76	4.86	102	
O <sub>M</sub>	39.92	58.74	27.99	65.07	25	
Y <sub>M</sub>	81.26	-2.89	71.56	71.62	92	
L <sub>M</sub>	52.23	-42.42	13.6	44.55	162	
V <sub>M</sub>	30.57	1.41	-46.47	46.49	272	

Data for maximum colour (Ma):

$LAB^*LAB^*_{Ma}$ : 78 -27 74

$LAB^*LCH^*_{Ma}$ : 78 79 110

$lab^*olv^*_{Ma}$ : 0.75 1.0 0.0

$lab^*rgb^*_{Ma}$ : 0.75 1.0 0.0

triangle lightness  $t^*$

%Gamut

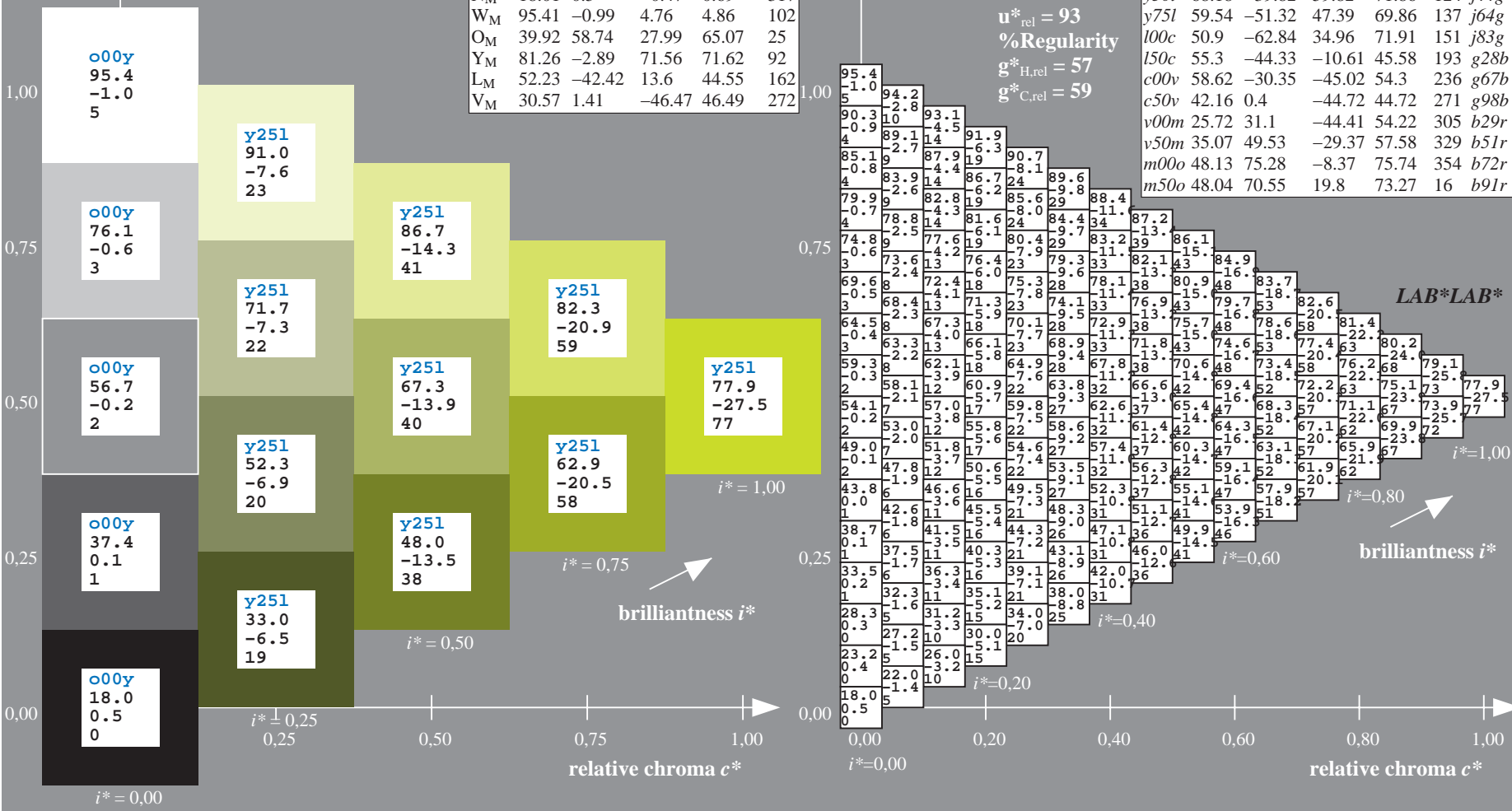
$u^*_{rel} = 93$

%Regularity

$g^*_{H,rel} = 57$

$g^*_{C,rel} = 59$

ORS18_95aM; adapted (a) CIELAB data									
$u^*_d$	$L^*=L^*$	$a^*_a$	$b^*_a$	$C^*_{ab,a}$	$h^*_{ab,a}$	$u^*_e$			
o00y	47.94	65.39	50.52	82.63	38	r18j			
o25y	58.38	46.78	60.66	76.6	62	r40j			
o50y	67.98	29.66	69.99	76.02	67	r62j			
o75y	78.09	11.63	79.82	80.66	82	r83j			
y00l	90.37	-10.27	91.75	92.32	96	j06g			
y25l	77.89	-26.88	73.8	78.54	110	j25g			
y50l	68.18	-39.82	59.82	71.86	124	j44g			
y75l	59.54	-51.32	47.39	69.86	137	j64g			
l00c	50.9	-62.84	34.96	71.91	151	j83g			
l50c	55.3	-44.33	-10.61	45.58	193	g28b			
c00v	58.62	-30.35	-45.02	54.3	236	g67b			
c50v	42.16	0.4	-44.72	44.72	271	g98b			
v00m	25.72	31.1	-44.41	54.22	305	b29r			
v50m	35.07	49.53	-29.37	57.58	329	b51r			
m00o	48.13	75.28	-8.37	75.74	354	b72r			
m50o	48.04	70.55	19.8	73.27	16	b91r			

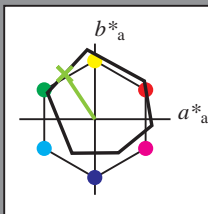


See for similar files: <http://www.ps.bam.de/Ee64/>; [www.ps.bam.de/Ee64/](http://www.ps.bam.de/Ee64/); [www.ps.bam.de/Ee64/](http://www.ps.bam.de/Ee64/)  
 Technical information: <http://www.ps.bam.de> Version 2.1, io=1,1, ColSpX=1

BAM registration: 20081001-Ee64/10L/L64E00NP.PS/.PDF BAM material: code=rhadata  
 application for evaluation and measurement of printer or monitor systems

Input and output: Colorimetric Printer Reflective System ORS18\_95aM for relative CIELAB hue  $h^* = lab^*h^* = h_{ab}/360 = 0.343$   
 data for any colour:

$lab^*tch^*$  and  $lab^*icu^*$   
 Hue texts:  
 $u^*_d = y50l$   $u^*_e = j44g$   
 contrast reduction factor:  
 $c_R = 1.0$   
 triangle lightness  $t^*$



ORS18\_95M; CIELAB data

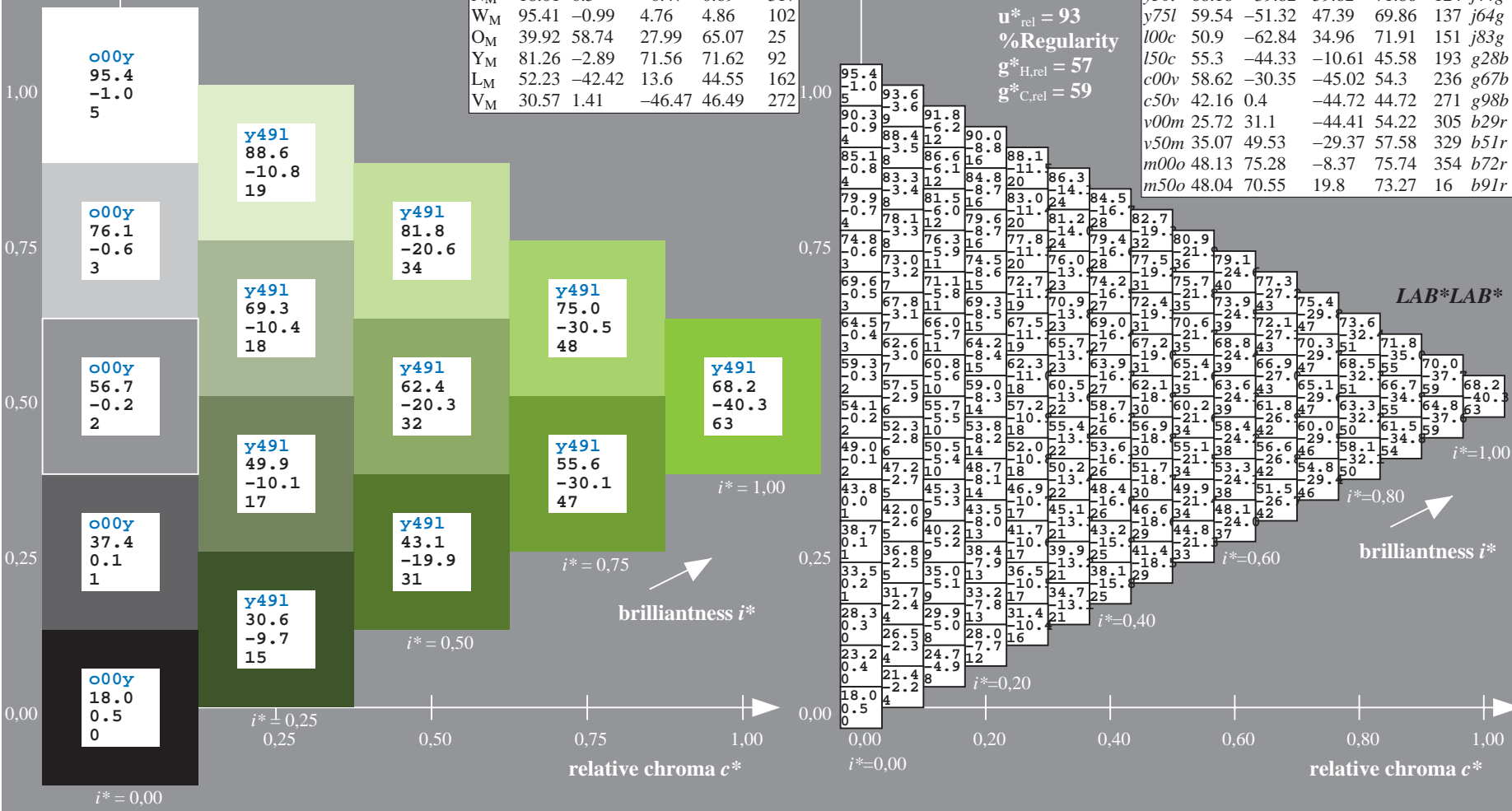
$u^*_d$	$L^*=L^*$	$a^*$	$b^*$	$C^*_{ab}$	$h^*_{ab}$
O <sub>M</sub>	47.94	65.31	52.07	83.53	39
Y <sub>M</sub>	90.37	-11.16	96.17	96.82	97
L <sub>M</sub>	50.9	-62.97	36.71	72.89	150
C <sub>M</sub>	58.62	-30.63	-42.75	52.59	234
V <sub>M</sub>	25.72	31.45	-44.36	54.38	305
M <sub>M</sub>	48.13	75.2	-6.8	75.51	355
N <sub>M</sub>	18.01	0.5	-0.47	0.69	317
W <sub>M</sub>	95.41	-0.99	4.76	4.86	102
O <sub>M</sub>	39.92	58.74	27.99	65.07	25
Y <sub>M</sub>	81.26	-2.89	71.56	71.62	92
L <sub>M</sub>	52.23	-42.42	13.6	44.55	162
V <sub>M</sub>	30.57	1.41	-46.47	46.49	272

ORS18\_95aM; adapted (a) CIELAB data

$u^*_d$	$L^*=L^*$	$a^*_a$	$b^*_a$	$C^*_{ab,a}$	$h^*_{ab,a}$	$u^*_e$
o00y	47.94	65.39	50.52	82.63	38	r18j
o25y	58.38	46.78	60.66	76.6	52	r40j
o50y	67.98	29.66	69.99	76.02	67	r62j
o75y	78.09	11.63	79.82	80.66	82	r83j
y00l	90.37	-10.27	91.75	92.32	96	j06g
y25l	77.89	-26.88	73.8	78.54	110	j25g
y50l	68.18	-39.82	59.82	71.86	124	j44g
y75l	59.54	-51.32	47.39	69.86	137	j64g
l00c	50.9	-62.84	34.96	71.91	151	j83g
l50c	55.3	-44.33	-10.61	45.58	193	g28b
c00v	58.62	-30.35	-45.02	54.3	236	g67b
c50v	42.16	0.4	-44.72	44.72	271	g98b
v00m	25.72	31.1	-44.41	54.22	305	b29r
v50m	35.07	49.53	-29.37	57.58	329	b51r
m00o	48.13	75.28	-8.37	75.74	354	b72r
m50o	48.04	70.55	19.8	73.27	16	b91r

Data for maximum colour (Ma):  
 $LAB^*LAB^*_{Ma}$ : 68 -40 60  
 $LAB^*LCH^*_{Ma}$ : 68 72 123  
 $lab^*olv^*_{Ma}$ : 0.5 1.0 0.0  
 $lab^*rgb^*_{Ma}$ : 0.55 1.0 0.0

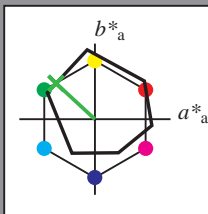
triangle lightness  $t^*$   
 %Gamut  
 $u^*_{rel} = 93$   
 %Regularity  
 $g^*_{H,rel} = 57$   
 $g^*_{C,rel} = 59$





Input and output: Colorimetric Printer Reflective System ORS18\_95aM for relative CIELAB hue  $h^* = lab^*h^* = h_{ab}/360 = 0.381$   
 data for any colour:  
 $lab^*tch^*$  and  $lab^*icu^*$

Hue texts:  
 $u^*_d = y75l$   $u^*_e = j64g$   
 contrast reduction factor:  
 $c_R = 1.0$   
 triangle lightness  $t^*$



ORS18_95M; CIELAB data						
$u^*_d$	$L^*=L^*$	$a^*$	$b^*$	$C^*_{ab}$	$h^*_{ab}$	
O <sub>M</sub>	47.94	65.31	52.07	83.53	39	
Y <sub>M</sub>	90.37	-11.16	96.17	96.82	97	
L <sub>M</sub>	50.9	-62.97	36.71	72.89	150	
C <sub>M</sub>	58.62	-30.63	-42.75	52.59	234	
V <sub>M</sub>	25.72	31.45	-44.36	54.38	305	
M <sub>M</sub>	48.13	75.2	-6.8	75.51	355	
N <sub>M</sub>	18.01	0.5	-0.47	0.69	317	
W <sub>M</sub>	95.41	-0.99	4.76	4.86	102	
O <sub>M</sub>	39.92	58.74	27.99	65.07	25	
Y <sub>M</sub>	81.26	-2.89	71.56	71.62	92	
L <sub>M</sub>	52.23	-42.42	13.6	44.55	162	
V <sub>M</sub>	30.57	1.41	-46.47	46.49	272	

Data for maximum colour (Ma):

$LAB^*LAB^*_{Ma}$ : 60 -51 47

$LAB^*LCH^*_{Ma}$ : 60 70 137

$lab^*olv^*_{Ma}$ : 0.25 1.0 0.0

$lab^*rgb^*_{Ma}$ : 0.36 1.0 0.0

triangle lightness  $t^*$

%Gamut

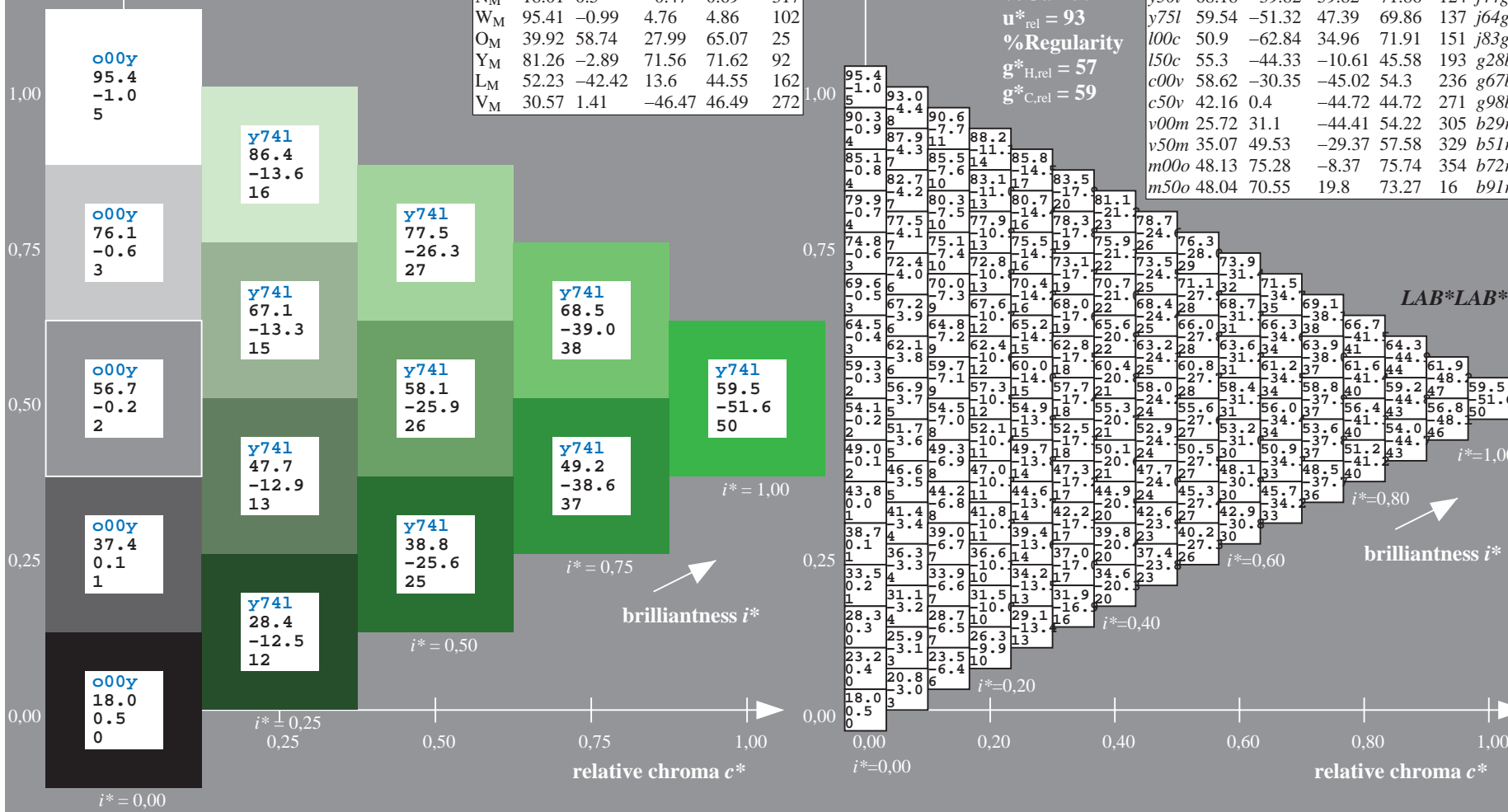
$u^*_{rel} = 93$

%Regularity

$g^*_{H,rel} = 57$

$g^*_{C,rel} = 59$

ORS18_95aM; adapted (a) CIELAB data									
$u^*_d$	$L^*=L^*$	$a^*_a$	$b^*_a$	$C^*_{ab,a}$	$h^*_{ab,a}$	$u^*_e$			
o00y	47.94	65.39	50.52	82.63	38	r18j			
o25y	58.38	46.78	60.66	76.6	62	r40j			
o50y	67.98	29.66	69.99	76.02	67	r62j			
o75y	78.09	11.63	79.82	80.66	82	r83j			
y00l	90.37	-10.27	91.75	92.32	96	j06g			
y25l	77.89	-26.88	73.8	78.54	110	j25g			
y50l	68.18	-39.82	59.82	71.86	124	j44g			
y75l	59.54	-51.32	47.39	69.86	137	j64g			
l00c	50.9	-62.84	34.96	71.91	151	j83g			
l50c	55.3	-44.33	-10.61	45.58	193	g28b			
c00v	58.62	-30.35	-45.02	54.3	236	g67b			
c50v	42.16	0.4	-44.72	44.72	271	g98b			
v00m	25.72	31.1	-44.41	54.22	305	b29r			
v50m	35.07	49.53	-29.37	57.58	329	b51r			
m00o	48.13	75.28	-8.37	75.74	354	b72r			
m50o	48.04	70.55	19.8	73.27	16	b91r			

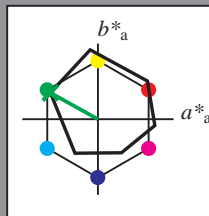


See for similar files: <http://www.ps.bam.de/Ee64/>; [www.ps.bam.de/Ee64/](http://www.ps.bam.de/Ee64/); [www.ps.bam.de/Ee64/](http://www.ps.bam.de/Ee64/)  
 Technical information: <http://www.ps.bam.de> Version 2.1, io=1,1, ColSpX=1

BAM registration: 20081001-Ee64/10L/L64E00NP.PS/.PDF BAM material: code=rhadata  
 application for evaluation and measurement of printer or monitor systems

Input and output: Colorimetric Printer Reflective System ORS18\_95aM for relative CIELAB hue  $h^* = lab^*h^* = h_{ab}/360 = 0.419$   
 data for any colour:  
 $lab^*tch^*$  and  $lab^*icu^*$

Hue texts:  
 $u^*_d = 100c$   $u^*_e = j83g$   
 contrast reduction factor:  
 $c_R = 1.0$   
 triangle lightness  $t^*$



ORS18_95M; CIELAB data						
$u^*_d$	$L^*=L^*$	$a^*$	$b^*$	$C^*_{ab}$	$h^*_{ab}$	
O <sub>M</sub>	47.94	65.31	52.07	83.53	39	
Y <sub>M</sub>	90.37	-11.16	96.17	96.82	97	
L <sub>M</sub>	50.9	-62.97	36.71	72.89	150	
C <sub>M</sub>	58.62	-30.63	-42.75	52.59	234	
V <sub>M</sub>	25.72	31.45	-44.36	54.38	305	
M <sub>M</sub>	48.13	75.2	-6.8	75.51	355	
N <sub>M</sub>	18.01	0.5	-0.47	0.69	317	
W <sub>M</sub>	95.41	-0.99	4.76	4.86	102	
O <sub>M</sub>	39.92	58.74	27.99	65.07	25	
Y <sub>M</sub>	81.26	-2.89	71.56	71.62	92	
L <sub>M</sub>	52.23	-42.42	13.6	44.55	162	
V <sub>M</sub>	30.57	1.41	-46.47	46.49	272	

$u^*_d = 100c$   
 $LAB^*LAB^*$

Data for maximum colour (Ma):

$LAB^*LAB^*_{Ma}: 51 -63 35$

$LAB^*LCH^*_{Ma}: 51 72 150$

$lab^*olv^*_{Ma}: 0.0 1.0 0.0$

$lab^*rgb^*_{Ma}: 0.16 1.0 0.0$

triangle lightness  $t^*$

%Gamut

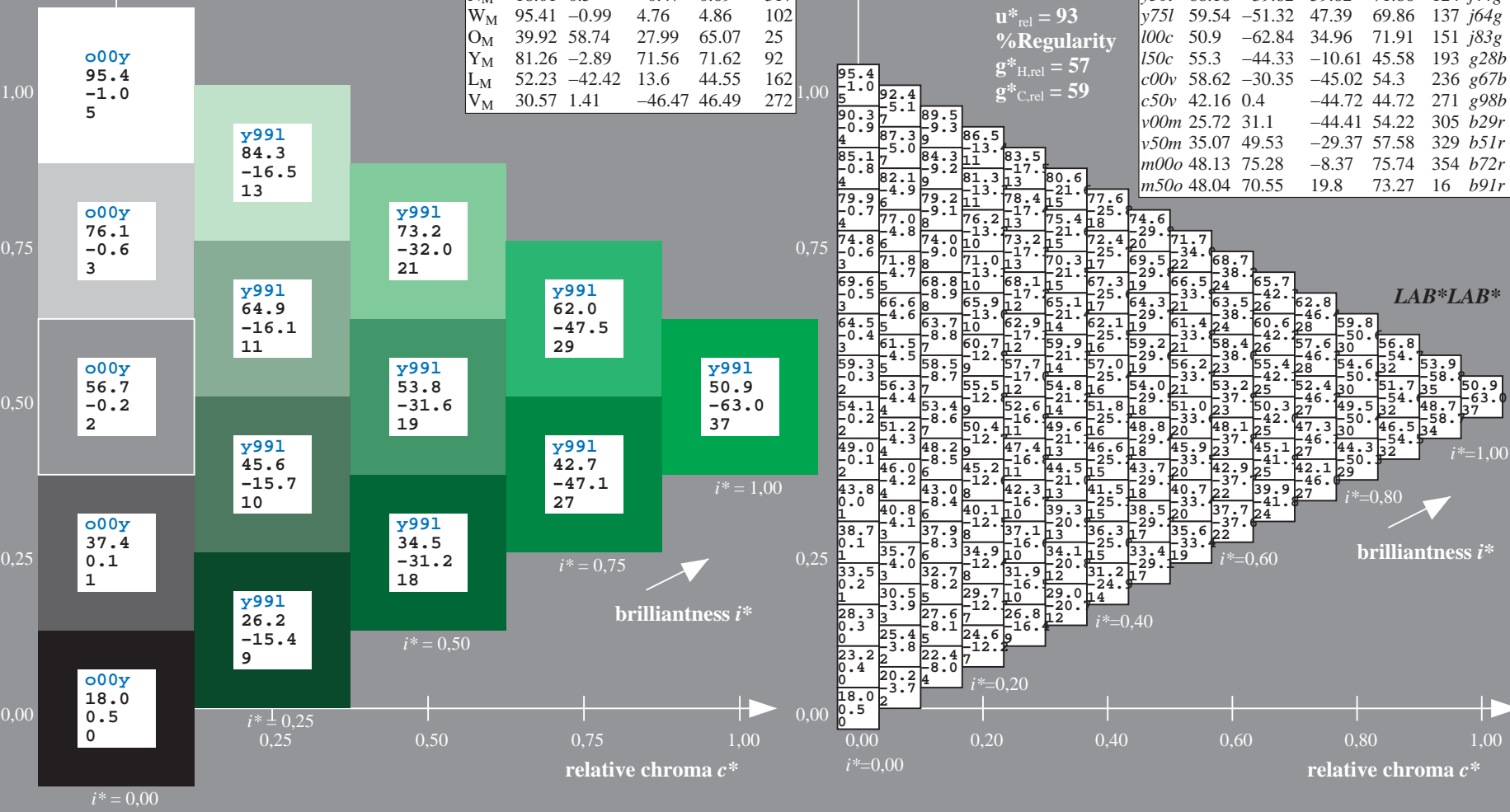
$u^*_{rel} = 93$

%Regularity

$g^*_{H,rel} = 57$

$g^*_{C,rel} = 59$

ORS18_95aM; adapted (a) CIELAB data							
$u^*_d$	$L^*=L^*$	$a^*_a$	$b^*_a$	$C^*_{ab,a}$	$h^*_{ab,a}$	$u^*_e$	
o00y	47.94	65.39	50.52	82.63	38	r18j	
o25y	58.38	46.78	60.66	76.6	52	r40j	
o50y	67.98	29.66	69.99	76.02	67	r62j	
o75y	78.09	11.63	79.82	80.66	82	r83j	
y00l	90.37	-10.27	91.75	92.32	96	j06g	
y25l	77.89	-26.88	73.8	78.54	110	j25g	
y50l	68.18	-39.82	59.82	71.86	124	j44g	
y75l	59.54	-51.32	47.39	69.86	137	j64g	
100c	50.9	-62.84	34.96	71.91	151	j83g	
l50c	55.3	-44.33	-10.61	45.58	193	g28b	
c00v	58.62	-30.35	-45.02	54.3	236	g67b	
c50v	42.16	0.4	-44.72	44.72	271	g98b	
v00m	25.72	31.1	-44.41	54.22	305	b29r	
v50m	35.07	49.53	-29.37	57.58	329	b51r	
m00o	48.13	75.28	-8.37	75.74	354	b72r	
m50o	48.04	70.55	19.8	73.27	16	b91r	

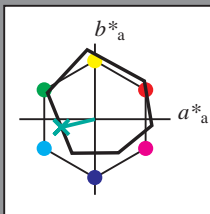


See for similar files: <http://www.ps.bam.de/Ee64/>; [www.ps.bam.de/Ee64/](http://www.ps.bam.de/Ee64/); [www.ps.bam.de/Ee64/](http://www.ps.bam.de/Ee64/)  
 Technical information: <http://www.ps.bam.de> Version 2.1, io=1,1, ColSpX=1

BAM registration: 20081001-Ee64/10L/L64E00NP.PS/.PDF BAM material: code=rhadata  
 application for evaluation and measurement of printer or monitor systems

Input and output: Colorimetric Printer Reflective System ORS18\_95aM for relative CIELAB hue  $h^* = lab^*h^* = h_{ab}/360 = 0.537$   
 data for any colour:  
 $lab^*tch^*$  and  $lab^*icu^*$

Hue texts:  
 $u^*_d = 150c$   $u^*_e = g28b$   
 contrast reduction factor:  
 $c_R = 1.0$   
 triangle lightness  $t^*$



ORS18\_95M; CIELAB data

	$u^*_d$	$L^*=L^*$	$a^*$	$b^*$	$C^*_{ab}$	$h^*_{ab}$
O <sub>M</sub>	47.94	65.31	52.07	83.53	39	
Y <sub>M</sub>	90.37	-11.16	96.17	96.82	97	
L <sub>M</sub>	50.9	-62.97	36.71	72.89	150	
C <sub>M</sub>	58.62	-30.63	-42.75	52.59	234	
V <sub>M</sub>	25.72	31.45	-44.36	54.38	305	
M <sub>M</sub>	48.13	75.2	-6.8	75.51	355	
N <sub>M</sub>	18.01	0.5	-0.47	0.69	317	
W <sub>M</sub>	95.41	-0.99	4.76	4.86	102	
O <sub>M</sub>	39.92	58.74	27.99	65.07	25	
Y <sub>M</sub>	81.26	-2.89	71.56	71.62	92	
L <sub>M</sub>	52.23	-42.42	13.6	44.55	162	
V <sub>M</sub>	30.57	1.41	-46.47	46.49	272	

Data for maximum colour (Ma):

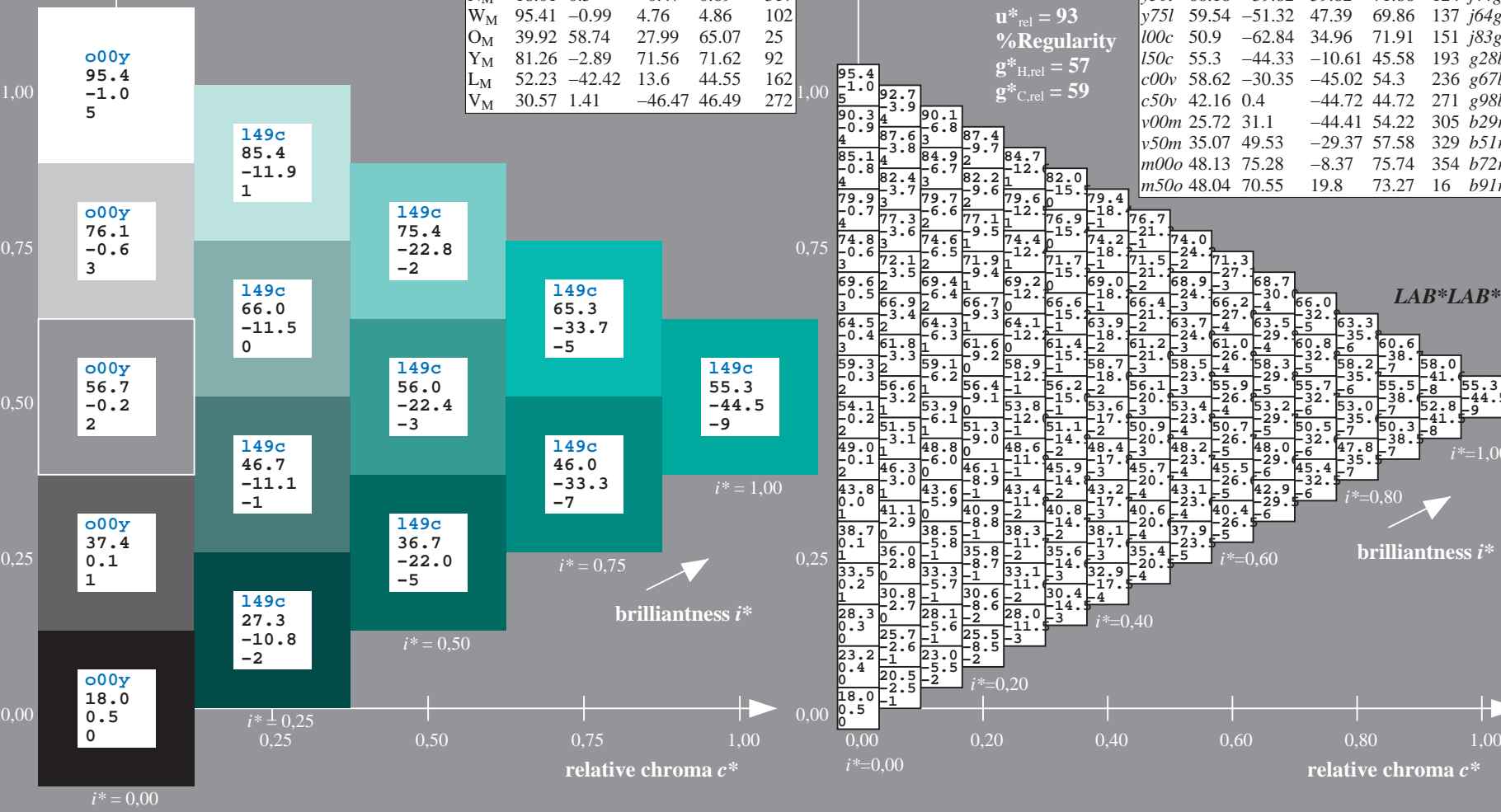
$LAB^*LAB^*_{Ma}$ : 55 -44 -11  
 $LAB^*LCH^*_{Ma}$ : 55 46 193  
 $lab^*olv^*_{Ma}$ : 0.0 1.0 0.5  
 $lab^*rgb^*_{Ma}$ : 0.0 1.0 0.57

triangle lightness  $t^*$

%Gamut  
 $u^*_{rel} = 93$   
 %Regularity  
 $g^*_{H,rel} = 57$   
 $g^*_{C,rel} = 59$

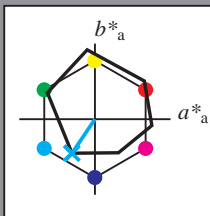
ORS18\_95aM; adapted (a) CIELAB data

	$u^*_d$	$L^*=L^*$	$a^*_a$	$b^*_a$	$C^*_{ab,a}$	$h^*_{ab,a}$	$u^*_e$
o00y	47.94	65.39	50.52	82.63	38	r18j	
o25y	58.38	46.78	60.66	76.6	52	r40j	
o50y	67.98	29.66	69.99	76.02	67	r62j	
o75y	78.09	11.63	79.82	80.66	82	r83j	
y00l	90.37	-10.27	91.75	92.32	96	j06g	
y25l	77.89	-26.88	73.8	78.54	110	j25g	
y50l	68.18	-39.82	59.82	71.86	124	j44g	
y75l	59.54	-51.32	47.39	69.86	137	j64g	
l00c	50.9	-62.84	34.96	71.91	151	j83g	
l50c	55.3	-44.33	-10.61	45.58	193	g28b	
c00v	58.62	-30.35	-45.02	54.3	236	g67b	
c50v	42.16	0.4	-44.72	44.72	271	g98b	
v00m	25.72	31.1	-44.41	54.22	305	b29r	
v50m	35.07	49.53	-29.37	57.58	329	b51r	
m00o	48.13	75.28	-8.37	75.74	354	b72r	
m50o	48.04	70.55	19.8	73.27	16	b91r	



Input and output: Colorimetric Printer Reflective System ORS18\_95aM for relative CIELAB hue  $h^* = lab^*h^* = h_{ab}/360 = 0.656$   
 data for any colour:

$lab^*tch^*$  and  $lab^*icu^*$   
 Hue texts:  
 $u^*_d = c00v$   $u^*_e = g67b$   
 contrast reduction factor:  
 $c_R = 1.0$   
 triangle lightness  $t^*$



ORS18\_95M; CIELAB data

$u^*_d$	$L^*=L^*$	$a^*$	$b^*$	$C^*_{ab}$	$h^*_{ab}$
O <sub>M</sub>	47.94	65.31	52.07	83.53	39
Y <sub>M</sub>	90.37	-11.16	96.17	96.82	97
L <sub>M</sub>	50.9	-62.97	36.71	72.89	150
C <sub>M</sub>	58.62	-30.63	-42.75	52.59	234
V <sub>M</sub>	25.72	31.45	-44.36	54.38	305
M <sub>M</sub>	48.13	75.2	-6.8	75.51	355
N <sub>M</sub>	18.01	0.5	-0.47	0.69	317
W <sub>M</sub>	95.41	-0.99	4.76	4.86	102
O <sub>M</sub>	39.92	58.74	27.99	65.07	25
Y <sub>M</sub>	81.26	-2.89	71.56	71.62	92
L <sub>M</sub>	52.23	-42.42	13.6	44.55	162
V <sub>M</sub>	30.57	1.41	-46.47	46.49	272

Data for maximum colour (Ma):

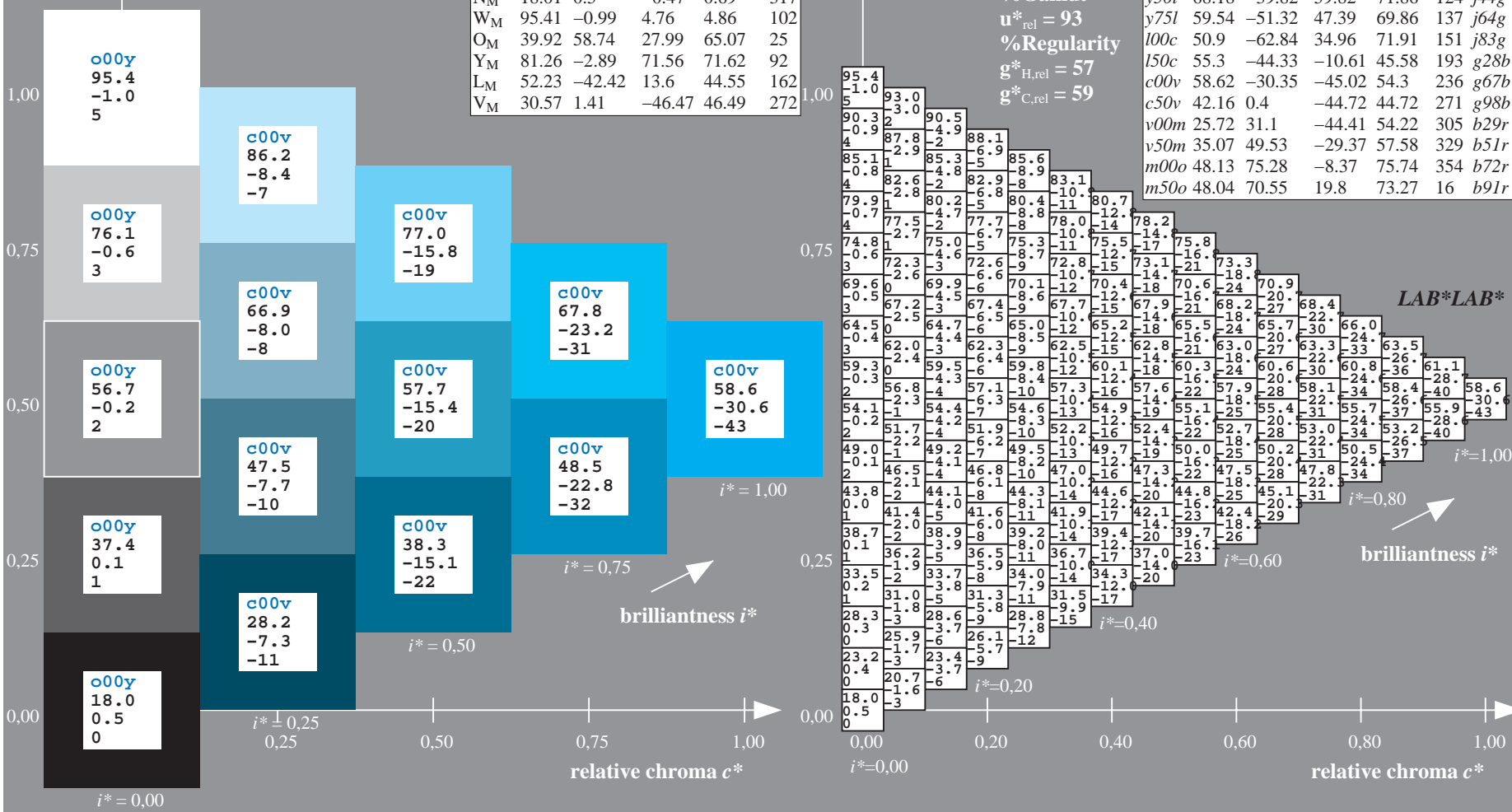
$LAB^*LAB^*Ma$ : 59 -30 -45  
 $LAB^*LCH^*Ma$ : 59 54 236  
 $lab^*olv^*Ma$ : 0.0 1.0 1.0  
 $lab^*rgb^*Ma$ : 0.0 0.65 1.0

ORS18\_95aM; adapted (a) CIELAB data

$u^*_d$	$L^*=L^*$	$a^*_a$	$b^*_a$	$C^*_{ab,a}$	$h^*_{ab,a}$	$u^*_e$
o00y	47.94	65.39	50.52	82.63	38	r18j
o25y	58.38	46.78	60.66	76.6	52	r40j
o50y	67.98	29.66	69.99	76.02	67	r62j
o75y	78.09	11.63	79.82	80.66	82	r83j
y00l	90.37	-10.27	91.75	92.32	96	j06g
y25l	77.89	-26.88	73.8	78.54	110	j25g
y50l	68.18	-39.82	59.82	71.86	124	j44g
y75l	59.54	-51.32	47.39	69.86	137	j64g
l00c	50.9	-62.84	34.96	71.91	151	j83g
l50c	55.3	-44.33	-10.61	45.58	193	g28b
c00v	58.62	-30.35	-45.02	54.3	236	g67b
c50v	42.16	0.4	-44.72	44.72	271	g88b
v00m	25.72	31.1	-44.41	54.22	305	b29r
v50m	35.07	49.53	-29.37	57.58	329	b51r
m00o	48.13	75.28	-8.37	75.74	354	b72r
m50o	48.04	70.55	19.8	73.27	16	b91r

triangle lightness  $t^*$

%Gamut  
 $u^*_{rel} = 93$   
 %Regularity  
 $g^*_{H,rel} = 57$   
 $g^*_{C,rel} = 59$

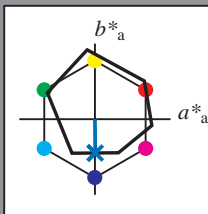


See for similar files: <http://www.ps.bam.de/Ee64/>; [www.ps.bam.de/Ee64/](http://www.ps.bam.de/Ee64/); [www.ps.bam.de/Ee64/](http://www.ps.bam.de/Ee64/)  
 Technical information: <http://www.ps.bam.de> Version 2.1, io=1,1, ColSpx=1

BAM registration: 20081001-Ee64/10L/L64E00NP.PS/.PDF BAM material: code=rhadata  
 application for evaluation and measurement of printer or monitor systems

Input and output: Colorimetric Printer Reflective System ORS18\_95aM for relative CIELAB hue  $h^* = lab^*h^* = h_{ab}/360 = 0.751$   
 data for any colour:

$lab^*tch^*$  and  $lab^*icu^*$   
 Hue texts:  
 $u^*_d = c50v$   $u^*_e = g98b$   
 contrast reduction factor:  
 $c_R = 1.0$   
 triangle lightness  $t^*$



ORS18\_95M; CIELAB data

$u^*_d$	$L^*=L^*$	$a^*$	$b^*$	$C^*_{ab}$	$h^*_{ab}$
O <sub>M</sub>	47.94	65.31	52.07	83.53	39
Y <sub>M</sub>	90.37	-11.16	96.17	96.82	97
L <sub>M</sub>	50.9	-62.97	36.71	72.89	150
C <sub>M</sub>	58.62	-30.63	-42.75	52.59	234
V <sub>M</sub>	25.72	31.45	-44.36	54.38	305
M <sub>M</sub>	48.13	75.2	-6.8	75.51	355
N <sub>M</sub>	18.01	0.5	-0.47	0.69	317
W <sub>M</sub>	95.41	-0.99	4.76	4.86	102
O <sub>M</sub>	39.92	58.74	27.99	65.07	25
Y <sub>M</sub>	81.26	-2.89	71.56	71.62	92
L <sub>M</sub>	52.23	-42.42	13.6	44.55	162
V <sub>M</sub>	30.57	1.41	-46.47	46.49	272

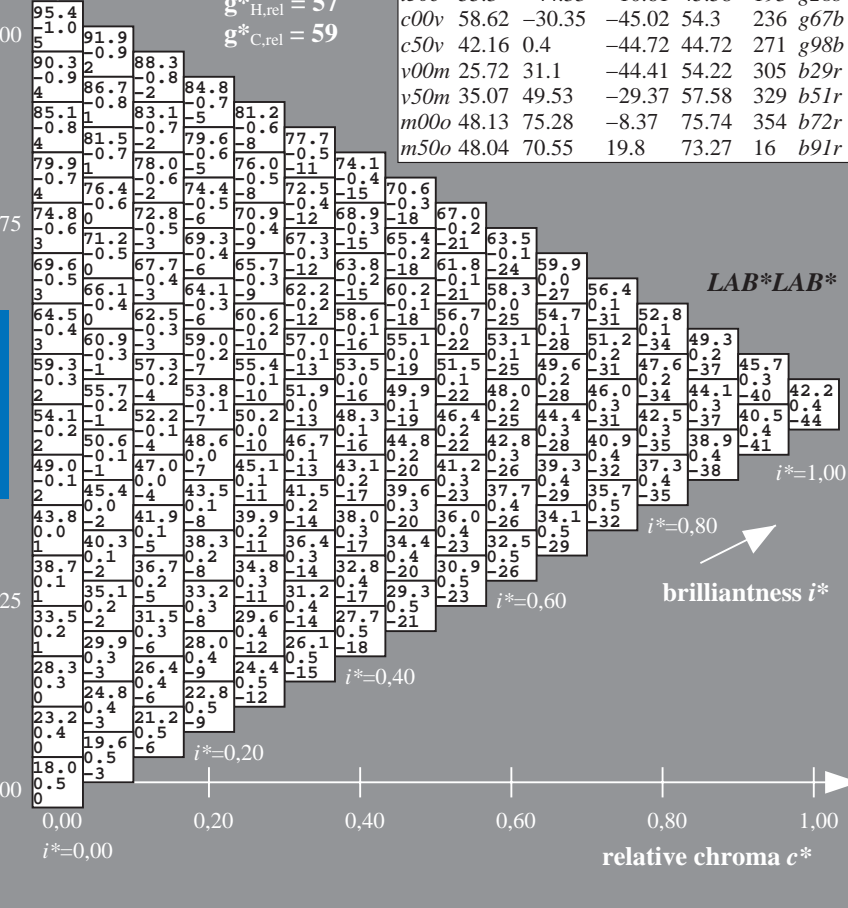
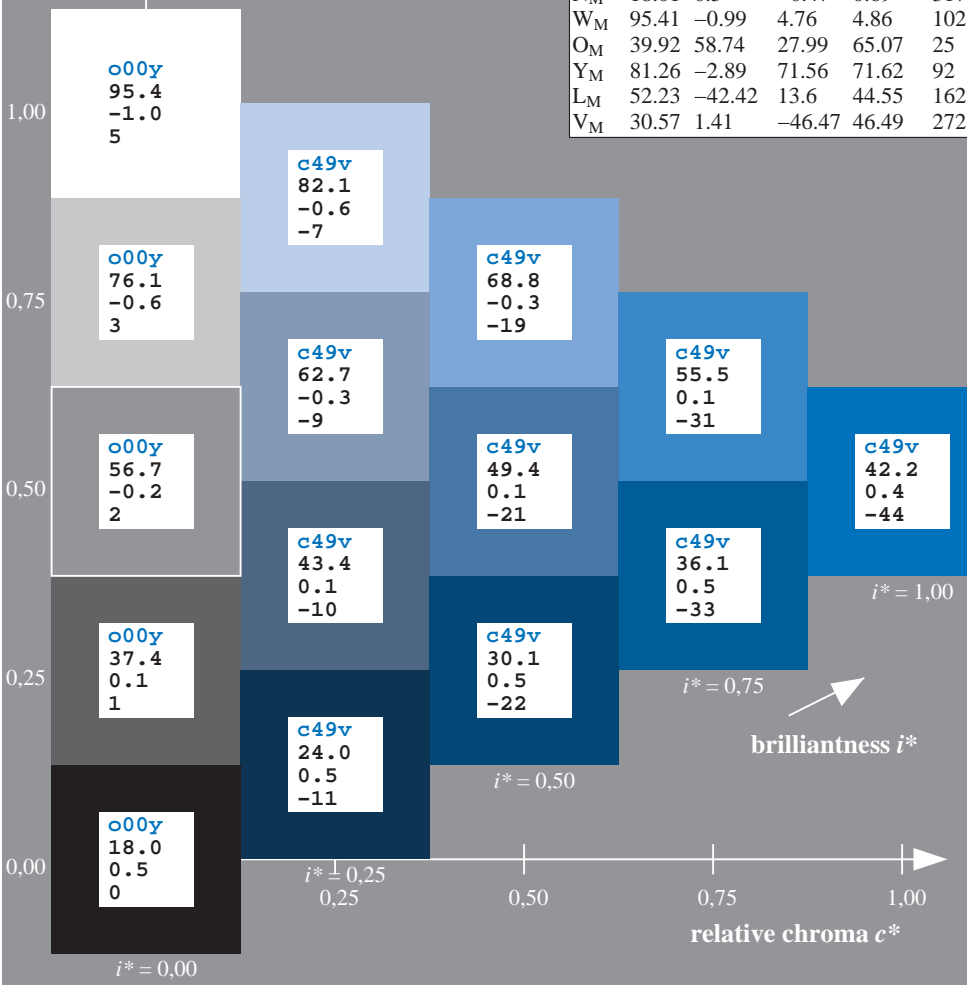
Data for maximum colour (Ma):

$LAB^*LAB^*_{Ma}$ : 42 0 -45  
 $LAB^*LCH^*_{Ma}$ : 42 45 270  
 $lab^*olv^*_{Ma}$ : 0.0 0.5 1.0  
 $lab^*rgb^*_{Ma}$ : 0.0 0.02 1.0

ORS18\_95aM; adapted (a) CIELAB data

$u^*_d$	$L^*=L^*_a$	$a^*_a$	$b^*_a$	$C^*_{ab,a}$	$h^*_{ab,a}$	$u^*_e$
o00y	47.94	65.39	50.52	82.63	38	r18j
o25y	58.38	46.78	60.66	76.6	52	r40j
o50y	67.98	29.66	69.99	76.02	67	r62j
o75y	78.09	11.63	79.82	80.66	82	r83j
y00l	90.37	-10.27	91.75	92.32	96	j06g
y25l	77.89	-26.88	73.8	78.54	110	j25g
y50l	68.18	-39.82	59.82	71.86	124	j44g
y75l	59.54	-51.32	47.39	69.86	137	j64g
l00c	50.9	-62.84	34.96	71.91	151	j83g
l50c	55.3	-44.33	-10.61	45.58	193	g28b
c00v	58.62	-30.35	-45.02	54.3	236	g67b
c50v	42.16	0.4	-44.72	44.72	271	g98b
v00m	25.72	31.1	-44.41	54.22	305	b29r
v50m	35.07	49.53	-29.37	57.58	329	b51r
m00o	48.13	75.28	-8.37	75.74	354	b72r
m50o	48.04	70.55	19.8	73.27	16	b91r

triangle lightness  $t^*$   
 %Gamut  
 $u^*_{rel} = 93$   
 %Regularity  
 $g^*_{H,rel} = 57$   
 $g^*_{C,rel} = 59$



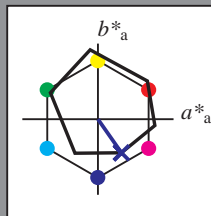
$LAB^*LAB^*$   
 $i^*=1.00$   
 $i^*=0.80$   
 $i^*=0.60$   
 $i^*=0.40$   
 $i^*=0.20$   
 brilliantness  $i^*$

See for similar files: <http://www.ps.bam.de/Ee64/>; [www.ps.bam.de/Ee.HTM](http://www.ps.bam.de/Ee.HTM)  
 Technical information: <http://www.ps.bam.de> Version 2.1, io=1,1, ColSpx=1

BAM registration: 20081001-Ee64/10L/L64E00NP.PS/.PDF BAM material: code=rhadata  
 application for evaluation and measurement of printer or monitor systems

Input and output: Colorimetric Printer Reflective System ORS18\_95aM for relative CIELAB hue  $h^* = lab^*h^* = h_{ab}/360 = 0.847$   
 data for any colour:  
 $lab^*tch^*$  and  $lab^*icu^*$

Hue texts:  
 $u^*_d = v00m$   $u^*_e = b29r$   
 contrast reduction factor:  
 $c_R = 1.0$   
 triangle lightness  $t^*$



ORS18\_95M; CIELAB data

$u^*_d$	$L^*=L^*$	$a^*$	$b^*$	$C^*_{ab}$	$h^*_{ab}$
O <sub>M</sub>	47.94	65.31	52.07	83.53	39
Y <sub>M</sub>	90.37	-11.16	96.17	96.82	97
L <sub>M</sub>	50.9	-62.97	36.71	72.89	150
C <sub>M</sub>	58.62	-30.63	-42.75	52.59	234
V <sub>M</sub>	25.72	31.45	-44.36	54.38	305
M <sub>M</sub>	48.13	75.2	-6.8	75.51	355
N <sub>M</sub>	18.01	0.5	-0.47	0.69	317
W <sub>M</sub>	95.41	-0.99	4.76	4.86	102
O <sub>M</sub>	39.92	58.74	27.99	65.07	25
Y <sub>M</sub>	81.26	-2.89	71.56	71.62	92
L <sub>M</sub>	52.23	-42.42	13.6	44.55	162
V <sub>M</sub>	30.57	1.41	-46.47	46.49	272

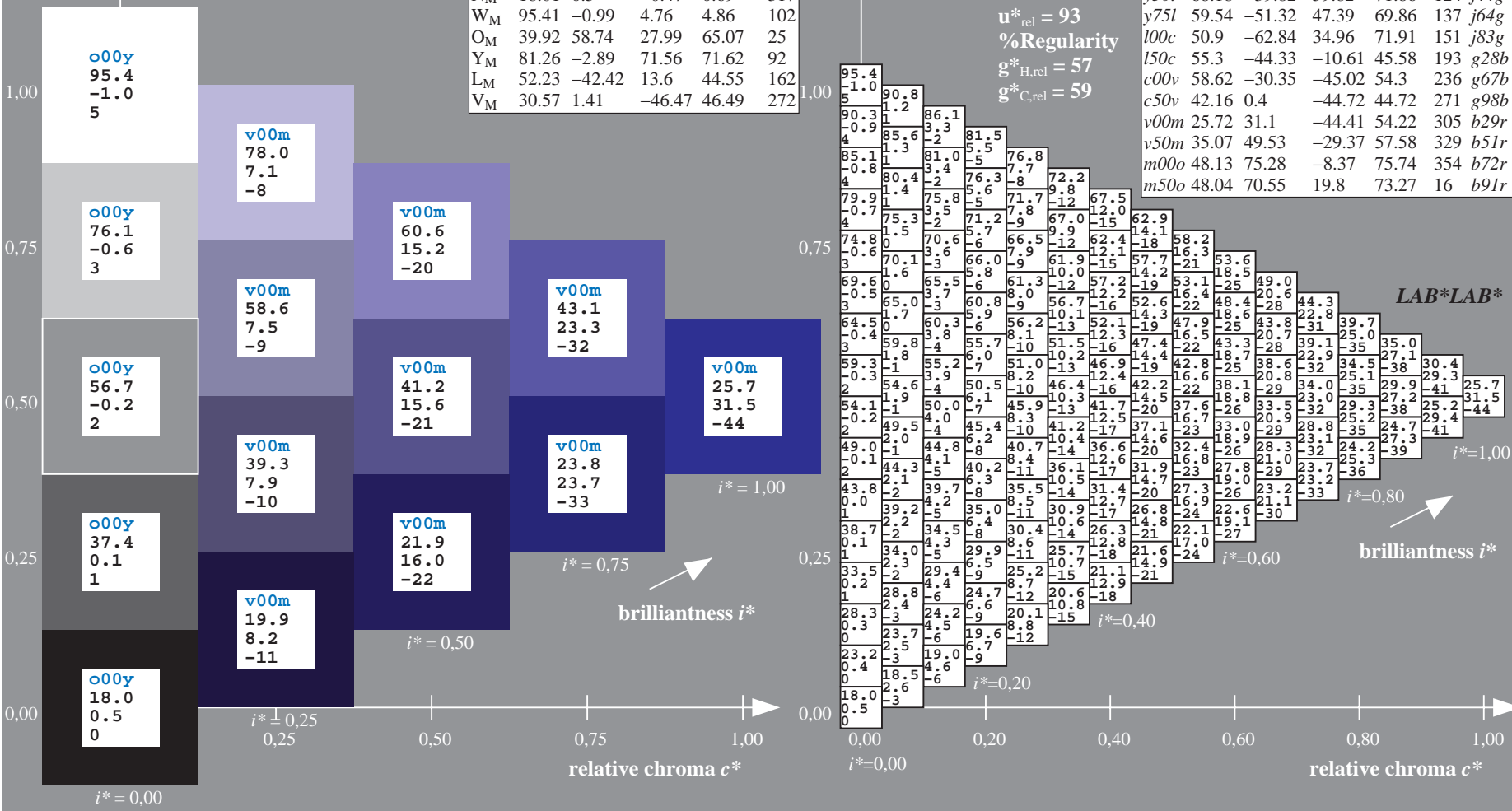
LAB\*LAB\*Ma: 26 31 -44  
 LAB\*LCH\*Ma: 26 54 305  
 lab\*olv\*Ma: 0.0 0.0 1.0  
 lab\*rgb\*Ma: 0.58 0.0 1.0

triangle lightness  $t^*$

%Gamut  
 $u^*_{rel} = 93$   
 %Regularity  
 $g^*_{H,rel} = 57$   
 $g^*_{C,rel} = 59$

ORS18\_95aM; adapted (a) CIELAB data

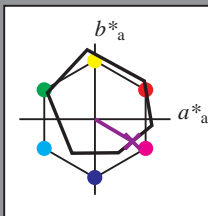
$u^*_d$	$L^*=L^*$	$a^*_a$	$b^*_a$	$C^*_{ab,a}$	$h^*_{ab,a}$	$u^*_e$
o00y	47.94	65.39	50.52	82.63	38	r18j
o25y	58.38	46.78	60.66	76.6	62	r40j
o50y	67.98	29.66	69.99	76.02	67	r62j
o75y	78.09	11.63	79.82	80.66	82	r83j
y00l	90.37	-10.27	91.75	92.32	96	j06g
y25l	77.89	-26.88	73.8	78.54	110	j25g
y50l	68.18	-39.82	59.82	71.86	124	j44g
y75l	59.54	-51.32	47.39	69.86	137	j64g
l00c	50.9	-62.84	34.96	71.91	151	j83g
l50c	55.3	-44.33	-10.61	45.58	193	g28b
c00v	58.62	-30.35	-45.02	54.3	236	g67b
c50v	42.16	0.4	-44.72	44.72	271	g98b
v00m	25.72	31.1	-44.41	54.22	305	b29r
v50m	35.07	49.53	-29.37	57.58	329	b51r
m00o	48.13	75.28	-8.37	75.74	354	b72r
m50o	48.04	70.55	19.8	73.27	16	b91r



BAM registration: 20081001-Ee64/10L/L64E00NP.PS/.PDF BAM material: code=rhadata  
 application for evaluation and measurement of printer or monitor systems

Input and output: Colorimetric Printer Reflective System ORS18\_95aM for relative CIELAB hue  $h^* = lab^*h^* = h_{ab}/360 = 0.915$   
 data for any colour:  
 $lab^*tch^*$  and  $lab^*icu^*$

Hue texts:  
 $u^*_d = v50m$   $u^*_e = b51r$   
 contrast reduction factor:  
 $c_R = 1.0$   
 triangle lightness  $t^*$



ORS18\_95M; CIELAB data

	$u^*_d$	$L^*=L^*$	$a^*$	$b^*$	$C^*_{ab}$	$h^*_{ab}$
O <sub>M</sub>	47.94	65.31	52.07	83.53	39	
Y <sub>M</sub>	90.37	-11.16	96.17	96.82	97	
L <sub>M</sub>	50.9	-62.97	36.71	72.89	150	
C <sub>M</sub>	58.62	-30.63	-42.75	52.59	234	
V <sub>M</sub>	25.72	31.45	-44.36	54.38	305	
M <sub>M</sub>	48.13	75.2	-6.8	75.51	355	
N <sub>M</sub>	18.01	0.5	-0.47	0.69	317	
W <sub>M</sub>	95.41	-0.99	4.76	4.86	102	
O <sub>M</sub>	39.92	58.74	27.99	65.07	25	
Y <sub>M</sub>	81.26	-2.89	71.56	71.62	92	
L <sub>M</sub>	52.23	-42.42	13.6	44.55	162	
V <sub>M</sub>	30.57	1.41	-46.47	46.49	272	

Data for maximum colour (Ma):

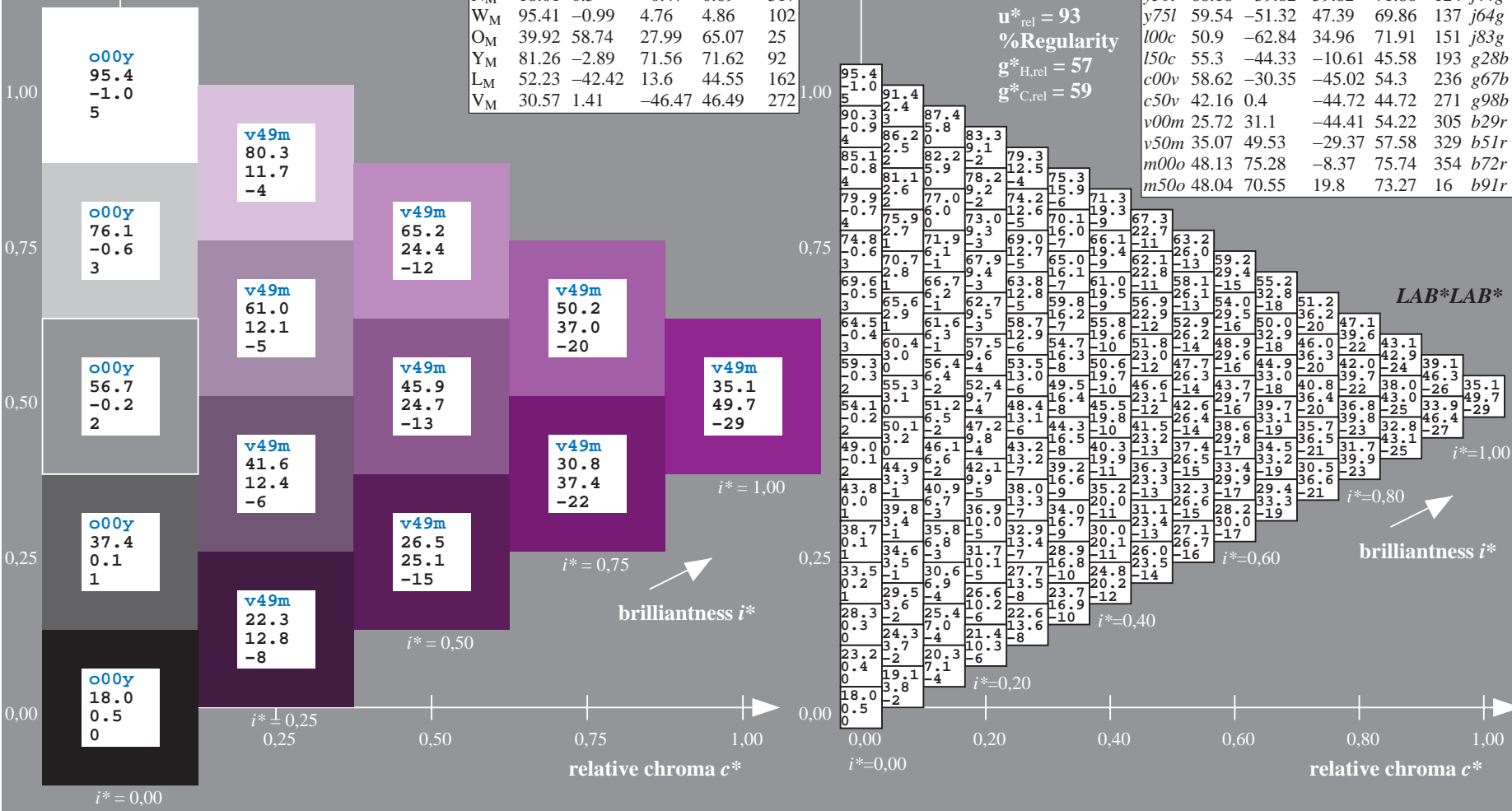
$LAB^*LAB^*_{Ma}$ : 35 50 -29  
 $LAB^*LCH^*_{Ma}$ : 35 58 329  
 $lab^*olv^*_{Ma}$ : 0.5 0.0 1.0  
 $lab^*rgb^*_{Ma}$ : 1.0 0.0 0.99

triangle lightness  $t^*$

%Gamut  
 $u^*_{rel} = 93$   
 %Regularity  
 $g^*_{H,rel} = 57$   
 $g^*_{C,rel} = 59$

ORS18\_95aM; adapted (a) CIELAB data

	$u^*_d$	$L^*=L^*$	$a^*_a$	$b^*_a$	$C^*_{ab,a}$	$h^*_{ab,a}$	$u^*_e$
o00y	47.94	65.39	50.52	82.63	38	r18j	
o25y	58.38	46.78	60.66	76.6	52	r40j	
o50y	67.98	29.66	69.99	76.02	67	r62j	
o75y	78.09	11.63	79.82	80.66	82	r83j	
y00l	90.37	-10.27	91.75	92.32	96	j06g	
y25l	77.89	-26.88	73.8	78.54	110	j25g	
y50l	68.18	-39.82	59.82	71.86	124	j44g	
y75l	59.54	-51.32	47.39	69.86	137	j64g	
l00c	50.9	-62.84	34.96	71.91	151	j83g	
l50c	55.3	-44.33	-10.61	45.58	193	g28b	
c00v	58.62	-30.35	-45.02	54.3	236	g67b	
c50v	42.16	0.4	-44.72	44.72	271	g98b	
v00m	25.72	31.1	-44.41	54.22	305	b29r	
v50m	35.07	49.53	-29.37	57.58	329	b51r	
m00o	48.13	75.28	-8.37	75.74	354	b72r	
m50o	48.04	70.55	19.8	73.27	16	b91r	

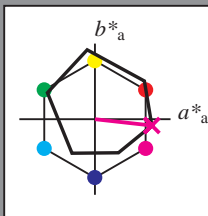


See for similar files: <http://www.ps.bam.de/Ee64/>; [www.ps.bam.de/Ee64/](http://www.ps.bam.de/Ee64/); [www.ps.bam.de/Ee64/](http://www.ps.bam.de/Ee64/)  
 Technical information: <http://www.ps.bam.de> Version 2.1, io=1,1, ColSpx=1

BAM registration: 20081001-Ee64/10L/L64E00NP.PS/.PDF BAM material: code=rhadata  
 application for evaluation and measurement of printer or monitor systems

Input and output: Colorimetric Printer Reflective System ORS18\_95aM for relative CIELAB hue  $h^* = lab^*h^* = h_{ab}/360 = 0.982$   
 data for any colour:  
 $lab^*tch^*$  and  $lab^*icu^*$

Hue texts:  
 $u^*_d = m00o$   $u^*_e = b72r$   
 contrast reduction factor:  
 $c_R = 1.0$   
 triangle lightness  $t^*$



ORS18\_95M; CIELAB data

$u^*_d$	$L^*=L^*$	$a^*$	$b^*$	$C^*_{ab}$	$h^*_{ab}$
O <sub>M</sub>	47.94	65.31	52.07	83.53	39
Y <sub>M</sub>	90.37	-11.16	96.17	96.82	97
L <sub>M</sub>	50.9	-62.97	36.71	72.89	150
C <sub>M</sub>	58.62	-30.63	-42.75	52.59	234
V <sub>M</sub>	25.72	31.45	-44.36	54.38	305
M <sub>M</sub>	48.13	75.2	-6.8	75.51	355
N <sub>M</sub>	18.01	0.5	-0.47	0.69	317
W <sub>M</sub>	95.41	-0.99	4.76	4.86	102
O <sub>M</sub>	39.92	58.74	27.99	65.07	25
Y <sub>M</sub>	81.26	-2.89	71.56	71.62	92
L <sub>M</sub>	52.23	-42.42	13.6	44.55	162
V <sub>M</sub>	30.57	1.41	-46.47	46.49	272

Data for maximum colour (Ma):

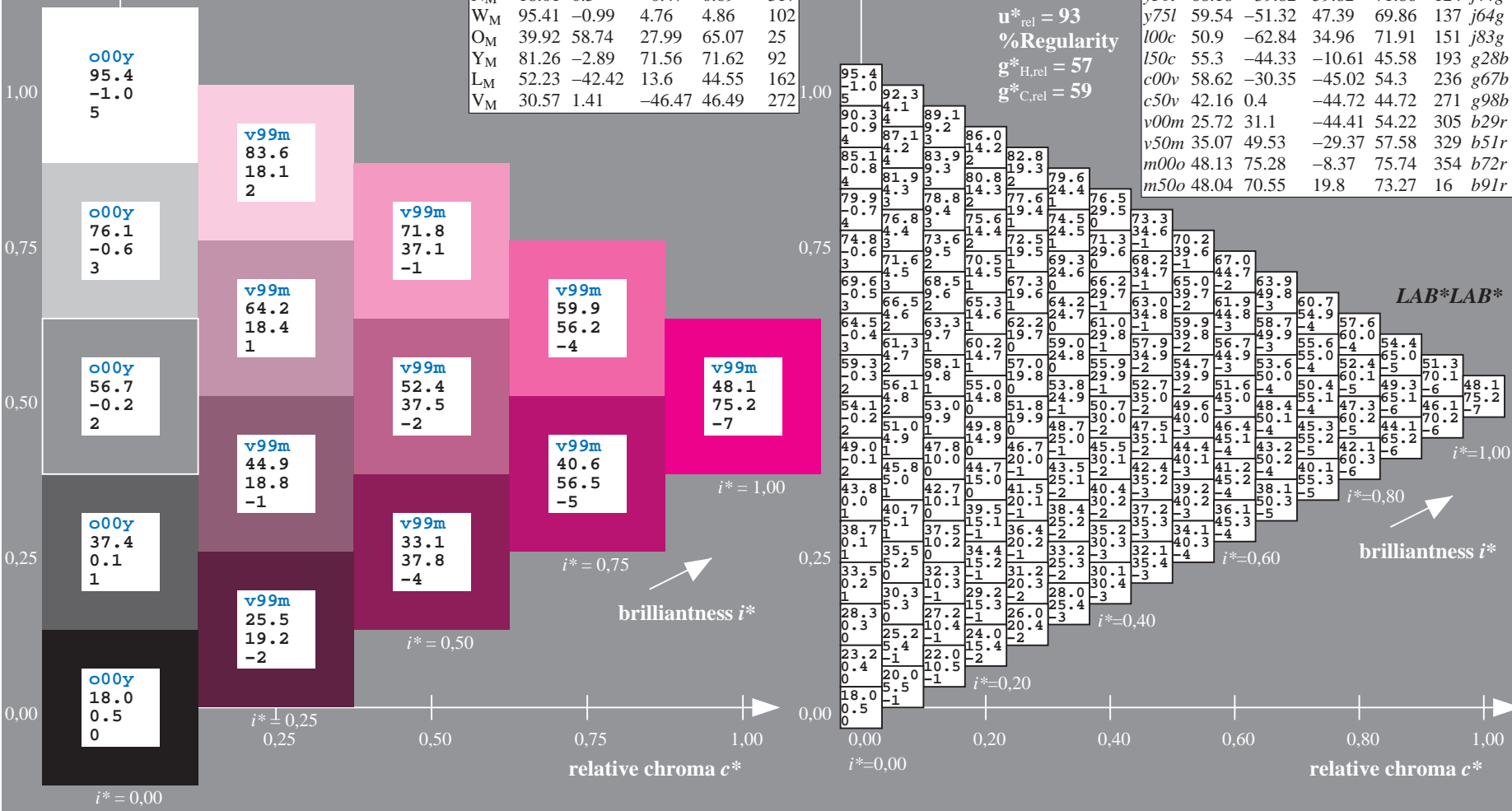
$LAB^*LAB^*_{Ma}$ : 48 75 -8  
 $LAB^*LCH^*_{Ma}$ : 48 76 353  
 $lab^*olv^*_{Ma}$ : 1.0 0.0 1.0  
 $lab^*rgb^*_{Ma}$ : 1.0 0.0 0.56

ORS18\_95aM; adapted (a) CIELAB data

$u^*_d$	$L^*=L^*_a$	$a^*_a$	$b^*_a$	$C^*_{ab,a}$	$h^*_{ab,a}$	$u^*_e$
o00y	47.94	65.39	50.52	82.63	38	r18j
o25y	58.38	46.78	60.66	76.6	52	r40j
o50y	67.98	29.66	69.99	76.02	67	r62j
o75y	78.09	11.63	79.82	80.66	82	r83j
y00l	90.37	-10.27	91.75	92.32	96	j06g
y25l	77.89	-26.88	73.8	78.54	110	j25g
y50l	68.18	-39.82	59.82	71.86	124	j44g
y75l	59.54	-51.32	47.39	69.86	137	j64g
l00c	50.9	-62.84	34.96	71.91	151	j83g
l50c	55.3	-44.33	-10.61	45.58	193	g28b
c00v	58.62	-30.35	-45.02	54.3	236	g67b
c50v	42.16	0.4	-44.72	44.72	271	g98b
v00m	25.72	31.1	-44.41	54.22	305	b29r
v50m	35.07	49.53	-29.37	57.58	329	b51r
m00o	48.13	75.28	-8.37	75.74	354	b72r
m50o	48.04	70.55	19.8	73.27	16	b91r

triangle lightness  $t^*$

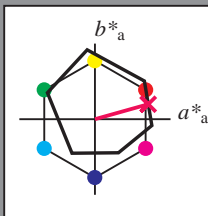
%Gamut  
 $u^*_{rel} = 93$   
 %Regularity  
 $g^*_{H,rel} = 57$   
 $g^*_{C,rel} = 59$





Input and output: Colorimetric Printer Reflective System ORS18\_95aM for relative CIELAB hue  $h^* = lab^*h^* = h_{ab}/360 = 0.044$   
 data for any colour:  
 $lab^*tch^*$  and  $lab^*icu^*$

Hue texts:  
 $u^*_d = m50o$   $u^*_e = b91r$   
 contrast reduction factor:  
 $c_R = 1.0$   
 triangle lightness  $t^*$



ORS18\_95M; CIELAB data

$u^*_d$	$L^*=L^*$	$a^*$	$b^*$	$C^*_{ab}$	$h^*_{ab}$
O <sub>M</sub>	47.94	65.31	52.07	83.53	39
Y <sub>M</sub>	90.37	-11.16	96.17	96.82	97
L <sub>M</sub>	50.9	-62.97	36.71	72.89	150
C <sub>M</sub>	58.62	-30.63	-42.75	52.59	234
V <sub>M</sub>	25.72	31.45	-44.36	54.38	305
M <sub>M</sub>	48.13	75.2	-6.8	75.51	355
N <sub>M</sub>	18.01	0.5	-0.47	0.69	317
W <sub>M</sub>	95.41	-0.99	4.76	4.86	102
O <sub>M</sub>	39.92	58.74	27.99	65.07	25
Y <sub>M</sub>	81.26	-2.89	71.56	71.62	92
L <sub>M</sub>	52.23	-42.42	13.6	44.55	162
V <sub>M</sub>	30.57	1.41	-46.47	46.49	272

Data for maximum colour (Ma):

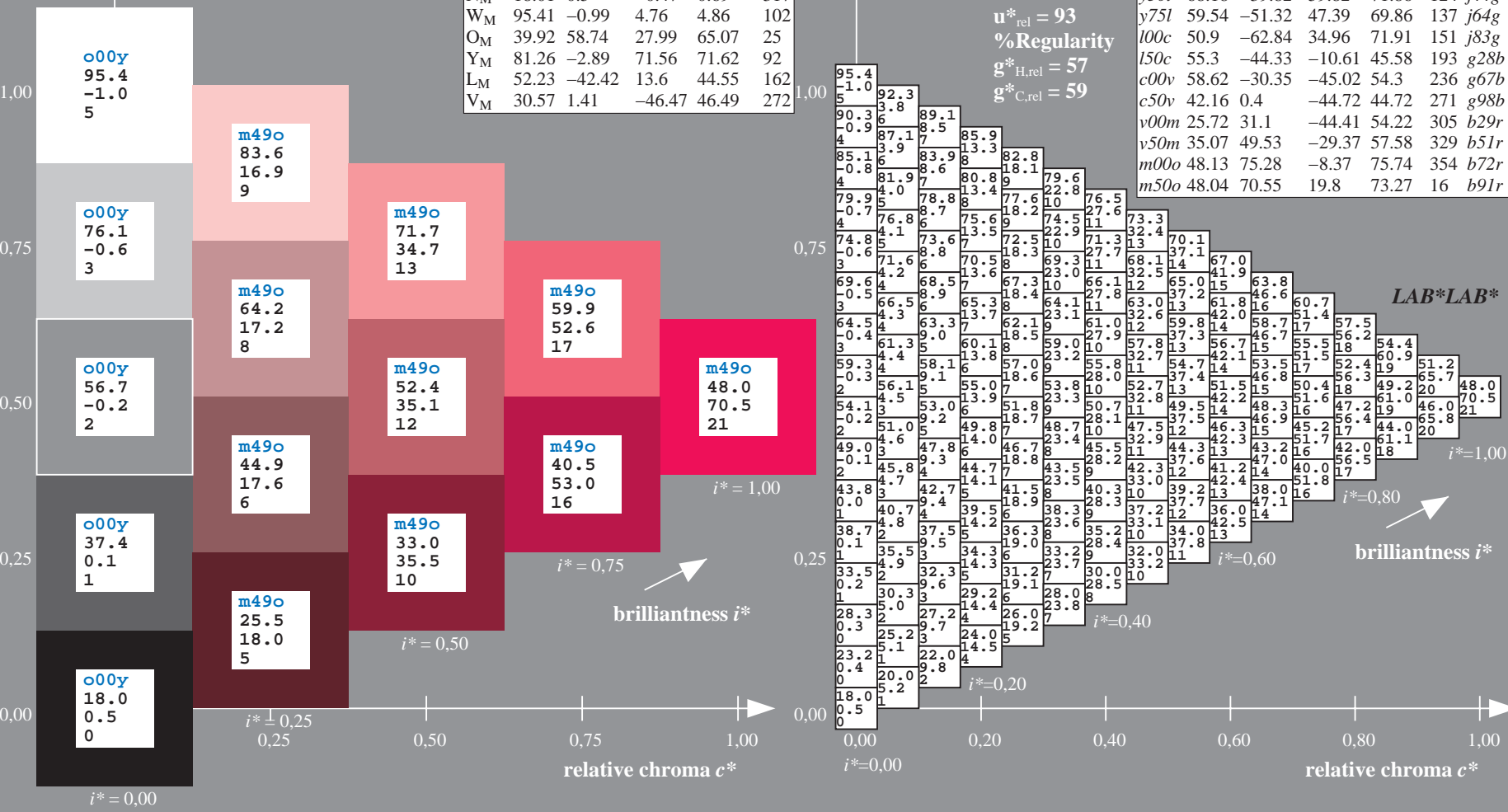
$LAB^*LAB^*Ma: 48\ 71\ 20$   
 $LAB^*LCH^*Ma: 48\ 73\ 15$   
 $lab^*olv^*Ma: 1.0\ 0.0\ 0.5$   
 $lab^*rgb^*Ma: 1.0\ 0.0\ 0.17$

triangle lightness  $t^*$

%Gamut  
 $u^*_{rel} = 93$   
 %Regularity  
 $g^*_{H,rel} = 57$   
 $g^*_{C,rel} = 59$

ORS18\_95aM; adapted (a) CIELAB data

$u^*_d$	$L^*=L^*$	$a^*_a$	$b^*_a$	$C^*_{ab,a}$	$h^*_{ab,a}$	$u^*_e$
o00y	47.94	65.39	50.52	82.63	38	r18j
o25y	58.38	46.78	60.66	76.6	52	r40j
o50y	67.98	29.66	69.99	76.02	67	r62j
o75y	78.09	11.63	79.82	80.66	82	r83j
y00l	90.37	-10.27	91.75	92.32	96	j06g
y25l	77.89	-26.88	73.8	78.54	110	j25g
y50l	68.18	-39.82	59.82	71.86	124	j44g
y75l	59.54	-51.32	47.39	69.86	137	j64g
l00c	50.9	-62.84	34.96	71.91	151	j83g
l50c	55.3	-44.33	-10.61	45.58	193	g28b
c00v	58.62	-30.35	-45.02	54.3	236	g67b
c50v	42.16	0.4	-44.72	44.72	271	g98b
v00m	25.72	31.1	-44.41	54.22	305	b29r
v50m	35.07	49.53	-29.37	57.58	329	b51r
m00o	48.13	75.28	-8.37	75.74	354	b72r
m50o	48.04	70.55	19.8	73.27	16	b91r



See for similar files: <http://www.ps.bam.de/Ee64/>; [www.ps.bam.de/Ee64/](http://www.ps.bam.de/Ee64/); [www.ps.bam.de/Ee64/](http://www.ps.bam.de/Ee64/)  
 Technical information: <http://www.ps.bam.de> Version 2.1, io=1,1, ColSPx=1

BAM registration: 20081001-Ee64/10L/L64E00NP.PS/.PDF BAM material: code=rhadata  
 application for evaluation and measurement of printer or monitor systems

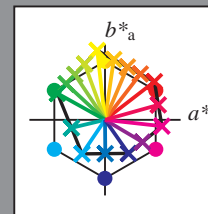


Input and output:  
 Colorimetric Printer Reflective System ORS18\_95aM  
 data for any colour:

$u^*_d$  and number *no.* = 00 .. 15  
 device hue text:  
 $u^*_d = 16$  hues *o00y, o25y, ..., m50o*  
 contrast reduction factor:  
 $c_R = 1.0$

ORS18\_95aM; adapted (a) CIELAB data

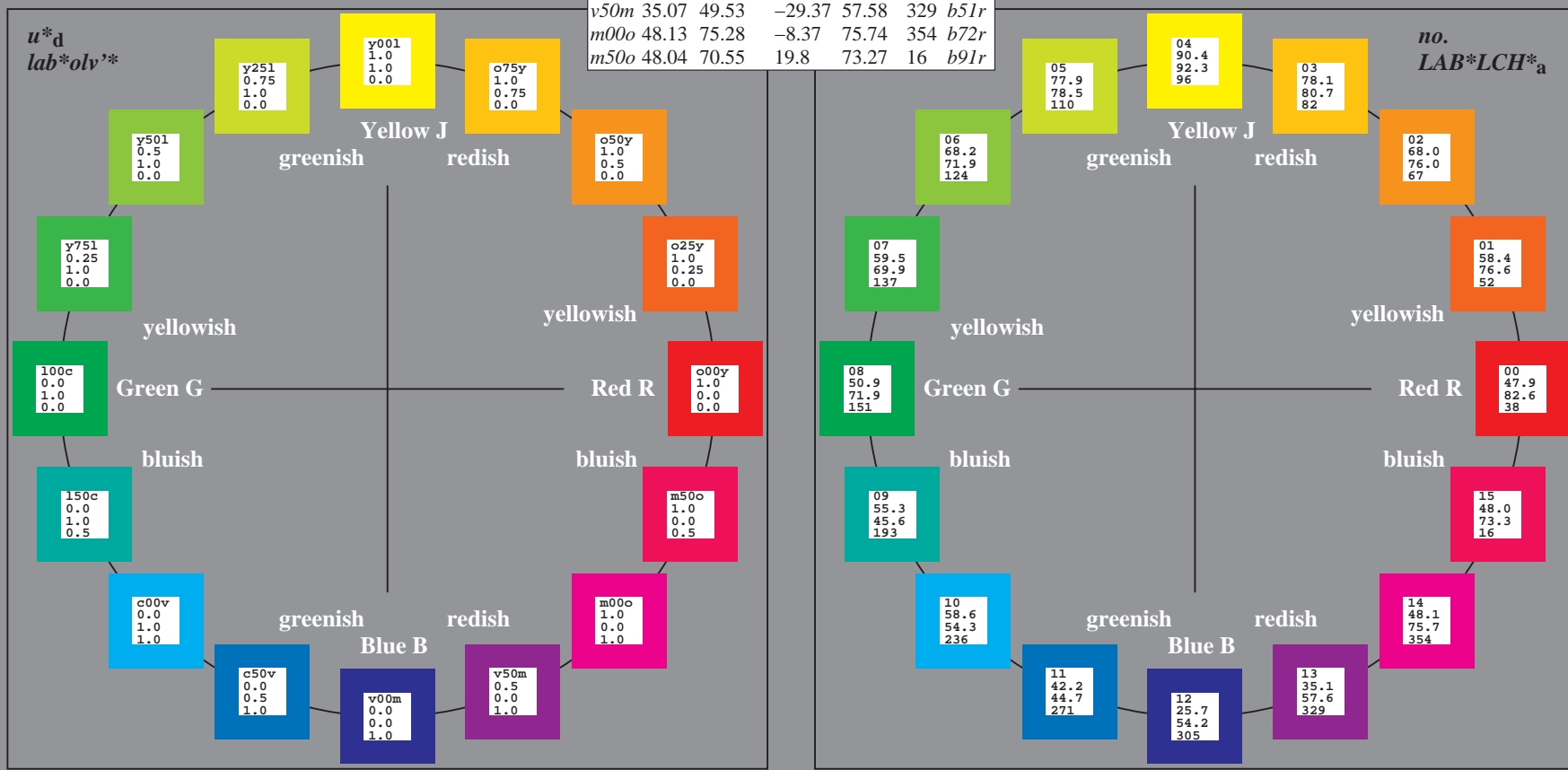
$u^*_d$	$L^*=L^*_a$	$a^*_a$	$b^*_a$	$C^*_{ab,a}$	$h^*_{ab,a}$	$u^*_e$
<i>o00y</i>	47.94	65.39	50.52	82.63	38	<i>r18j</i>
<i>o25y</i>	58.38	46.78	60.66	76.6	52	<i>r40j</i>
<i>o50y</i>	67.98	29.66	69.99	76.02	67	<i>r62j</i>
<i>o75y</i>	78.09	11.63	79.82	80.66	82	<i>r83j</i>
<i>y00l</i>	90.37	-10.27	91.75	92.32	96	<i>j25g</i>
<i>y25l</i>	77.89	-26.88	73.8	78.54	110	<i>j25g</i>
<i>y50l</i>	68.18	-39.82	59.82	71.86	124	<i>j44g</i>
<i>y75l</i>	59.54	-51.32	47.39	69.86	137	<i>j64g</i>
<i>l00c</i>	50.9	-44.33	34.96	71.91	151	<i>j83g</i>
<i>c00v</i>	55.3	-62.84	-10.61	45.58	193	<i>g28b</i>
<i>c50v</i>	58.62	-30.35	-45.02	54.3	236	<i>g67b</i>
<i>c50v</i>	42.16	0.4	-44.72	44.72	271	<i>g98b</i>
<i>v00m</i>	25.72	31.1	-44.41	54.22	305	<i>b29r</i>
<i>v50m</i>	35.07	49.53	-29.37	57.58	329	<i>b51r</i>
<i>m00o</i>	48.13	75.28	-8.37	75.74	354	<i>b72r</i>
<i>m50o</i>	48.04	70.55	19.8	73.27	16	<i>b91r</i>



%Gamut  
 $u^*_{rel} = 93$   
 %Regularity  
 $g^*_{H,rel} = 57$   
 $g^*_{C,rel} = 59$

ORS18\_95aM; CIELAB data

Name	$L^*=L^*$	$a^*$	$b^*$	$C^*_{ab}$	$h^*_{ab}$
$O_M$	47.94	65.31	52.07	83.53	39
$Y_M$	90.37	-11.16	96.17	96.82	97
$L_M$	50.9	-62.97	36.71	72.89	150
$C_M$	58.62	-30.63	-42.75	52.59	234
$V_M$	25.72	31.45	-44.36	54.38	305
$M_M$	48.13	75.2	-6.8	75.51	355
$N_M$	18.01	0.5	-0.47	0.69	317
$W_M$	95.41	-0.99	4.76	4.86	102
$O_{CIE}$	39.92	58.74	27.99	65.07	25
$Y_{CIE}$	81.26	-2.89	71.56	71.62	92
$L_{CIE}$	52.23	-42.42	13.6	44.55	162
$V_{CIE}$	30.57	1.41	-46.47	46.49	272

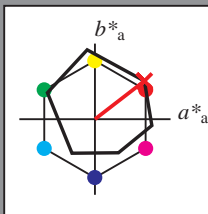


See for similar files: <http://www.ps.bam.de/Ee64/>; [www.ps.bam.de/Ee.HTM](http://www.ps.bam.de/Ee.HTM)  
 Technical information: <http://www.ps.bam.de> Version 2.1, io=1,1, ColSpx=1

BAM registration: 20081001-Ee64/10L/L64E00NP.PS/.PDF BAM material: code=rh4ta  
 application for evaluation and measurement of printer or monitor systems

Input and output: Colorimetric Printer Reflective System ORS18\_95aM for relative CIELAB hue  $h^* = lab^*h^* = h_{ab}/360 = 0.105$   
 data for any colour:  
 $lab^*tch^*$  and  $lab^*icu^*$

Hue texts:  
 $u^*_d = o00y$   $u^*_e = r18j$   
 contrast reduction factor:  
 $c_R = 1.0$   
 triangle lightness  $t^*$



ORS18\_95aM; CIELAB data

$u^*_d$	$L^*=L^*$	$a^*$	$b^*$	$C^*_{ab}$	$h^*_{ab}$
O <sub>M</sub>	47.94	65.31	52.07	83.53	39
Y <sub>M</sub>	90.37	-11.16	96.17	96.82	97
L <sub>M</sub>	50.9	-62.97	36.71	72.89	150
C <sub>M</sub>	58.62	-30.63	-42.75	52.59	234
V <sub>M</sub>	25.72	31.45	-44.36	54.38	305
M <sub>M</sub>	48.13	75.2	-6.8	75.51	355
N <sub>M</sub>	18.01	0.5	-0.47	0.69	317
W <sub>M</sub>	95.41	-0.99	4.76	4.86	102
O <sub>M</sub>	39.92	58.74	27.99	65.07	25
Y <sub>M</sub>	81.26	-2.89	71.56	71.62	92
L <sub>M</sub>	52.23	-42.42	13.6	44.55	162
V <sub>M</sub>	30.57	1.41	-46.47	46.49	272

Data for maximum colour (Ma):

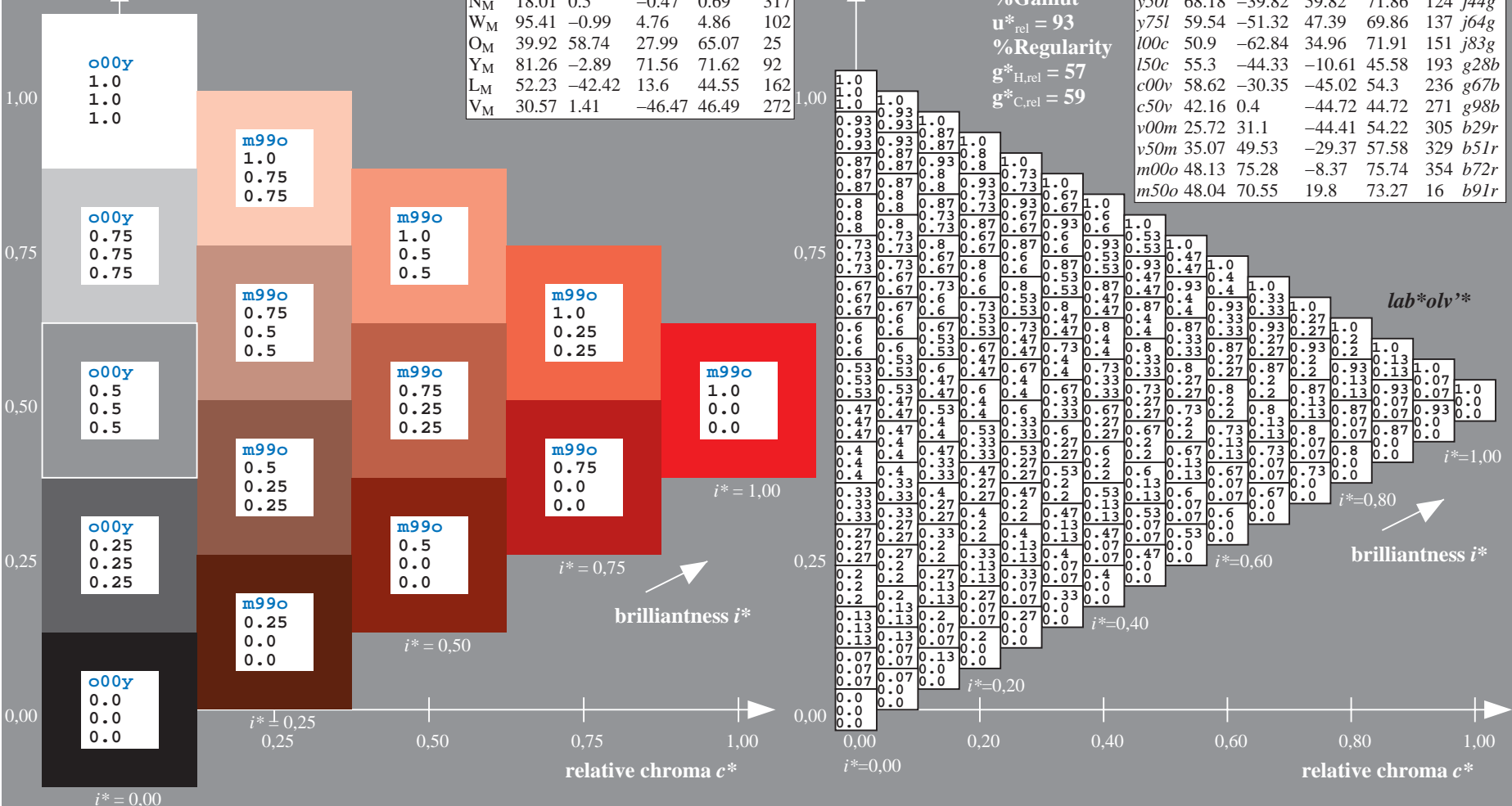
$LAB^*LAB^*_{Ma}$ : 48 65 51  
 $LAB^*LCH^*_{Ma}$ : 48 83 37  
 $lab^*olv^*_{Ma}$ : 1.0 0.0 0.0  
 $lab^*rgb^*_{Ma}$ : 1.0 0.18 0.0

triangle lightness  $t^*$

%Gamut  
 $u^*_{rel} = 93$   
 %Regularity  
 $g^*_{H,rel} = 57$   
 $g^*_{C,rel} = 59$

ORS18\_95aM; adapted (a) CIELAB data

$u^*_d$	$L^*=L^*_a$	$a^*_a$	$b^*_a$	$C^*_{ab,a}$	$h^*_{ab,a}$	$u^*_e$
<i>o00y</i>	47.94	65.39	50.52	82.63	38	<i>r18j</i>
<i>o25y</i>	58.38	46.78	60.66	76.6	52	<i>r40j</i>
<i>o50y</i>	67.98	29.66	69.99	76.02	67	<i>r62j</i>
<i>o75y</i>	78.09	11.63	79.82	80.66	82	<i>r83j</i>
<i>y00l</i>	90.37	-10.27	91.75	92.32	96	<i>j06g</i>
<i>y25l</i>	77.89	-26.88	73.8	78.54	110	<i>j25g</i>
<i>y50l</i>	68.18	-39.82	59.82	71.86	124	<i>j44g</i>
<i>y75l</i>	59.54	-51.32	47.39	69.86	137	<i>j64g</i>
<i>l00c</i>	50.9	-62.84	34.96	71.91	151	<i>j83g</i>
<i>l50c</i>	55.3	-44.33	-10.61	45.58	193	<i>g28b</i>
<i>c00v</i>	58.62	-30.35	-45.02	54.3	236	<i>g67b</i>
<i>c50v</i>	42.16	0.4	-44.72	44.72	271	<i>g98b</i>
<i>v00m</i>	25.72	31.1	-44.41	54.22	305	<i>b29r</i>
<i>v50m</i>	35.07	49.53	-29.37	57.58	329	<i>b51r</i>
<i>m00o</i>	48.13	75.28	-8.37	75.74	354	<i>b72r</i>
<i>m50o</i>	48.04	70.55	19.8	73.27	16	<i>b91r</i>

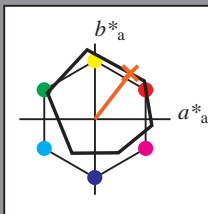


See for similar files: <http://www.ps.bam.de/Ee64/>; [www.ps.bam.de/Ee64/](http://www.ps.bam.de/Ee64/)  
 Technical information: <http://www.ps.bam.de> Version 2.1, io=1,1, ColSPx=1

BAM registration: 20081001-Ee64/10L/L64E00NP.PS/.PDF BAM material: code=rhadata  
 application for evaluation and measurement of printer or monitor systems

Input and output: Colorimetric Printer Reflective System ORS18\_95aM for relative CIELAB hue  $h^* = lab^*h^* = h_{ab}/360 = 0.145$   
 data for any colour:  
 $lab^*tch^*$  and  $lab^*icu^*$

Hue texts:  
 $u^*_d = o25y$   $u^*_e = r40j$   
 contrast reduction factor:  
 $c_R = 1.0$   
 triangle lightness  $t^*$



ORS18\_95aM; CIELAB data

	$u^*_d$	$L^*=L^*$	$a^*$	$b^*$	$C^*_{ab}$	$h^*_{ab}$
$O_M$	47.94	65.31	52.07	83.53	39	
$Y_M$	90.37	-11.16	96.17	96.82	97	
$L_M$	50.9	-62.97	36.71	72.89	150	
$C_M$	58.62	-30.63	-42.75	52.59	234	
$V_M$	25.72	31.45	-44.36	54.38	305	
$M_M$	48.13	75.2	-6.8	75.51	355	
$N_M$	18.01	0.5	-0.47	0.69	317	
$W_M$	95.41	-0.99	4.76	4.86	102	
$O_M$	39.92	58.74	27.99	65.07	25	
$Y_M$	81.26	-2.89	71.56	71.62	92	
$L_M$	52.23	-42.42	13.6	44.55	162	
$V_M$	30.57	1.41	-46.47	46.49	272	

Data for maximum colour ( $M_a$ ):

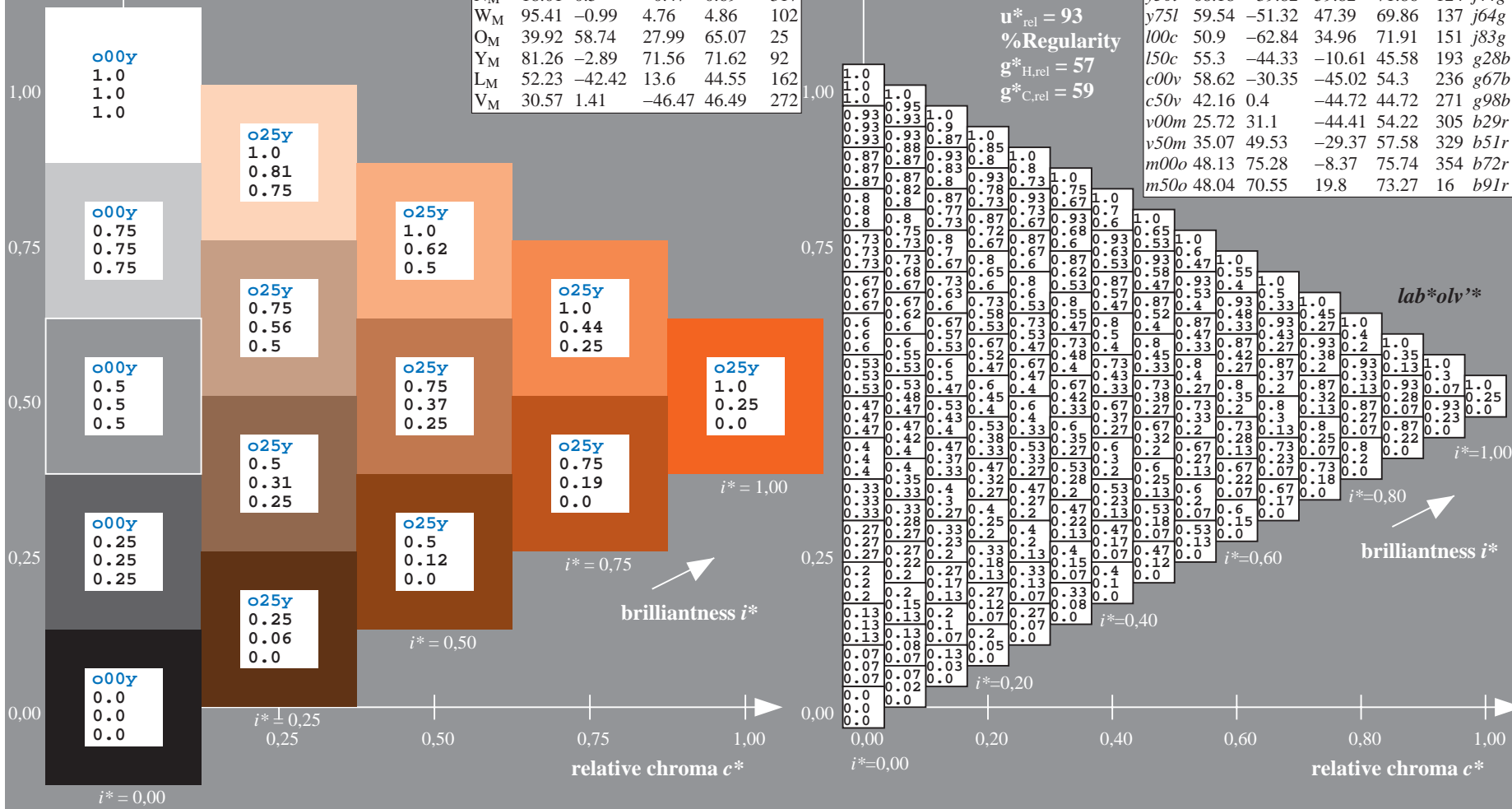
$LAB^*LAB^*_{Ma}$ : 58 47 61  
 $LAB^*LCH^*_{Ma}$ : 58 77 52  
 $lab^*olv^*_{Ma}$ : 1.0 0.25 0.0  
 $lab^*rgb^*_{Ma}$ : 1.0 0.4 0.0

ORS18\_95aM; adapted (a) CIELAB data

	$u^*_d$	$L^*=L^*_a$	$a^*_a$	$b^*_a$	$C^*_{ab,a}$	$h^*_{ab,a}$	$u^*_e$
$o00y$	47.94	65.39	50.52	82.63	38	$r18j$	
$o25y$	58.38	46.78	60.66	76.6	52	$r40j$	
$o50y$	67.98	29.66	69.99	76.02	67	$r62j$	
$o75y$	78.09	11.63	79.82	80.66	82	$r83j$	
$y00l$	90.37	-10.27	91.75	92.32	96	$j06g$	
$y25l$	77.89	-26.88	73.8	78.54	110	$j25g$	
$y50l$	68.18	-39.82	59.82	71.86	124	$j44g$	
$y75l$	59.54	-51.32	47.39	69.86	137	$j64g$	
$l00c$	50.9	-62.84	34.96	71.91	151	$j83g$	
$l50c$	55.3	-44.33	-10.61	45.58	193	$g28b$	
$c00v$	58.62	-30.35	-45.02	54.3	236	$g67b$	
$c50v$	42.16	0.4	-44.72	44.72	271	$g98b$	
$v00m$	25.72	31.1	-44.41	54.22	305	$b29r$	
$v50m$	35.07	49.53	-29.37	57.58	329	$b51r$	
$m00o$	48.13	75.28	-8.37	75.74	354	$b72r$	
$m50o$	48.04	70.55	19.8	73.27	16	$b91r$	

triangle lightness  $t^*$

%Gamut  
 $u^*_{rel} = 93$   
 %Regularity  
 $g^*_{H,rel} = 57$   
 $g^*_{C,rel} = 59$

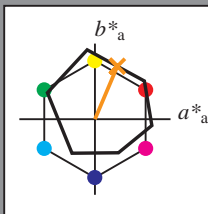


See for similar files: <http://www.ps.bam.de/Ee64/>; [www.ps.bam.de](http://www.ps.bam.de)  
 Technical information: <http://www.ps.bam.de> Version 2.1, io=1,1, ColSPX=1

BAM registration: 20081001-Ee64/10L/L64E00NP.PS/.PDF BAM material: code=rhadata  
 application for evaluation and measurement of printer or monitor systems

Input and output: Colorimetric Printer Reflective System ORS18\_95aM for relative CIELAB hue  $h^* = lab^*h^* = h_{ab}^*/360 = 0.186$   
 data for any colour:  
 $lab^*tch^*$  and  $lab^*icu^*$

Hue texts:  
 $u^*_d = o50y$   $u^*_e = r62j$   
 contrast reduction factor:  
 $c_R = 1.0$   
 triangle lightness  $t^*$



ORS18\_95aM; CIELAB data

$u^*_d$	$L^*=L^*$	$a^*$	$b^*$	$C^*_{ab}$	$h^*_{ab}$
O <sub>M</sub>	47.94	65.31	52.07	83.53	39
Y <sub>M</sub>	90.37	-11.16	96.17	96.82	97
L <sub>M</sub>	50.9	-62.97	36.71	72.89	150
C <sub>M</sub>	58.62	-30.63	-42.75	52.59	234
V <sub>M</sub>	25.72	31.45	-44.36	54.38	305
M <sub>M</sub>	48.13	75.2	-6.8	75.51	355
N <sub>M</sub>	18.01	0.5	-0.47	0.69	317
W <sub>M</sub>	95.41	-0.99	4.76	4.86	102
O <sub>M</sub>	39.92	58.74	27.99	65.07	25
Y <sub>M</sub>	81.26	-2.89	71.56	71.62	92
L <sub>M</sub>	52.23	-42.42	13.6	44.55	162
V <sub>M</sub>	30.57	1.41	-46.47	46.49	272

Data for maximum colour (Ma):

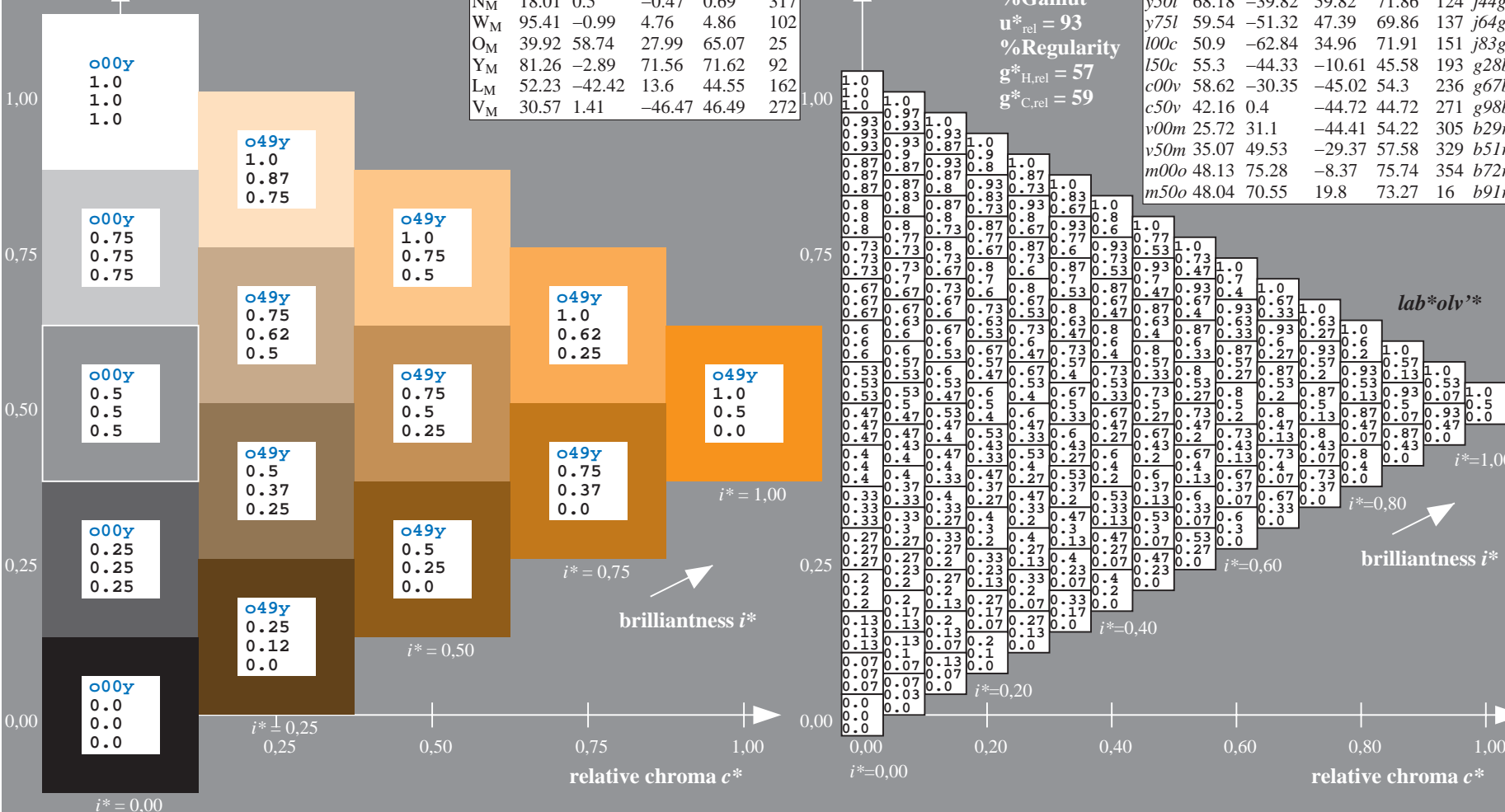
$LAB^*LAB^*_{Ma}$ : 68 30 70  
 $LAB^*LCH^*_{Ma}$ : 68 76 67  
 $lab^*olv^*_{Ma}$ : 1.0 0.5 0.0  
 $lab^*rgb^*_{Ma}$ : 1.0 0.62 0.0

triangle lightness  $t^*$

%Gamut  
 $u^*_{rel} = 93$   
 %Regularity  
 $g^*_{H,rel} = 57$   
 $g^*_{C,rel} = 59$

ORS18\_95aM; adapted (a) CIELAB data

$u^*_d$	$L^*=L^*$	$a^*_a$	$b^*_a$	$C^*_{ab,a}$	$h^*_{ab,a}$	$u^*_e$
o00y	47.94	65.39	50.52	82.63	38	r18j
o25y	58.38	46.78	60.66	76.6	52	r40j
o50y	67.98	29.66	69.99	76.02	67	r62j
o75y	78.09	11.63	79.82	80.66	82	r83j
y00l	90.37	-10.27	91.75	92.32	96	j06g
y25l	77.89	-26.88	73.8	78.54	110	j25g
y50l	68.18	-39.82	59.82	71.86	124	j44g
y75l	59.54	-51.32	47.39	69.86	137	j64g
l00c	50.9	-62.84	34.96	71.91	151	j83g
l50c	55.3	-44.33	-10.61	45.58	193	g28b
c00v	58.62	-30.35	-45.02	54.3	236	g67b
c50v	42.16	0.4	-44.72	44.72	271	g98b
v00m	25.72	31.1	-44.41	54.22	305	b29r
v50m	35.07	49.53	-29.37	57.58	329	b51r
m00o	48.13	75.28	-8.37	75.74	354	b72r
m50o	48.04	70.55	19.8	73.27	16	b91r

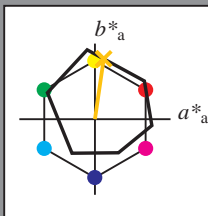


See for similar files: <http://www.ps.bam.de/Ee64/>; [www.ps.bam.de/Ee64/](http://www.ps.bam.de/Ee64/); [www.ps.bam.de/Ee64/](http://www.ps.bam.de/Ee64/)  
 Technical information: <http://www.ps.bam.de> Version 2.1, io=1,1, ColSPx=1

BAM registration: 20081001-Ee64/10L/L64E00NP.PS/.PDF BAM material: code=rhadata  
 application for evaluation and measurement of printer or monitor systems

Input and output: Colorimetric Printer Reflective System ORS18\_95aM for relative CIELAB hue  $h^* = lab^*h^* = h_{ab}/360 = 0.227$   
 data for any colour:

$lab^*tch^*$  and  $lab^*icu^*$   
 Hue texts:  
 $u^*_d = 075y$   $u^*_e = r83j$   
 contrast reduction factor:  
 $c_R = 1.0$   
 triangle lightness  $t^*$



ORS18\_95aM; CIELAB data

	$u^*_d$	$L^*=L^*$	$a^*$	$b^*$	$C^*_{ab}$	$h^*_{ab}$
$O_M$	47.94	65.31	52.07	83.53	39	
$Y_M$	90.37	-11.16	96.17	96.82	97	
$L_M$	50.9	-62.97	36.71	72.89	150	
$C_M$	58.62	-30.63	-42.75	52.59	234	
$V_M$	25.72	31.45	-44.36	54.38	305	
$M_M$	48.13	75.2	-6.8	75.51	355	
$N_M$	18.01	0.5	-0.47	0.69	317	
$W_M$	95.41	-0.99	4.76	4.86	102	
$O_M$	39.92	58.74	27.99	65.07	25	
$Y_M$	81.26	-2.89	71.56	71.62	92	
$L_M$	52.23	-42.42	13.6	44.55	162	
$V_M$	30.57	1.41	-46.47	46.49	272	

Data for maximum colour ( $M_a$ ):

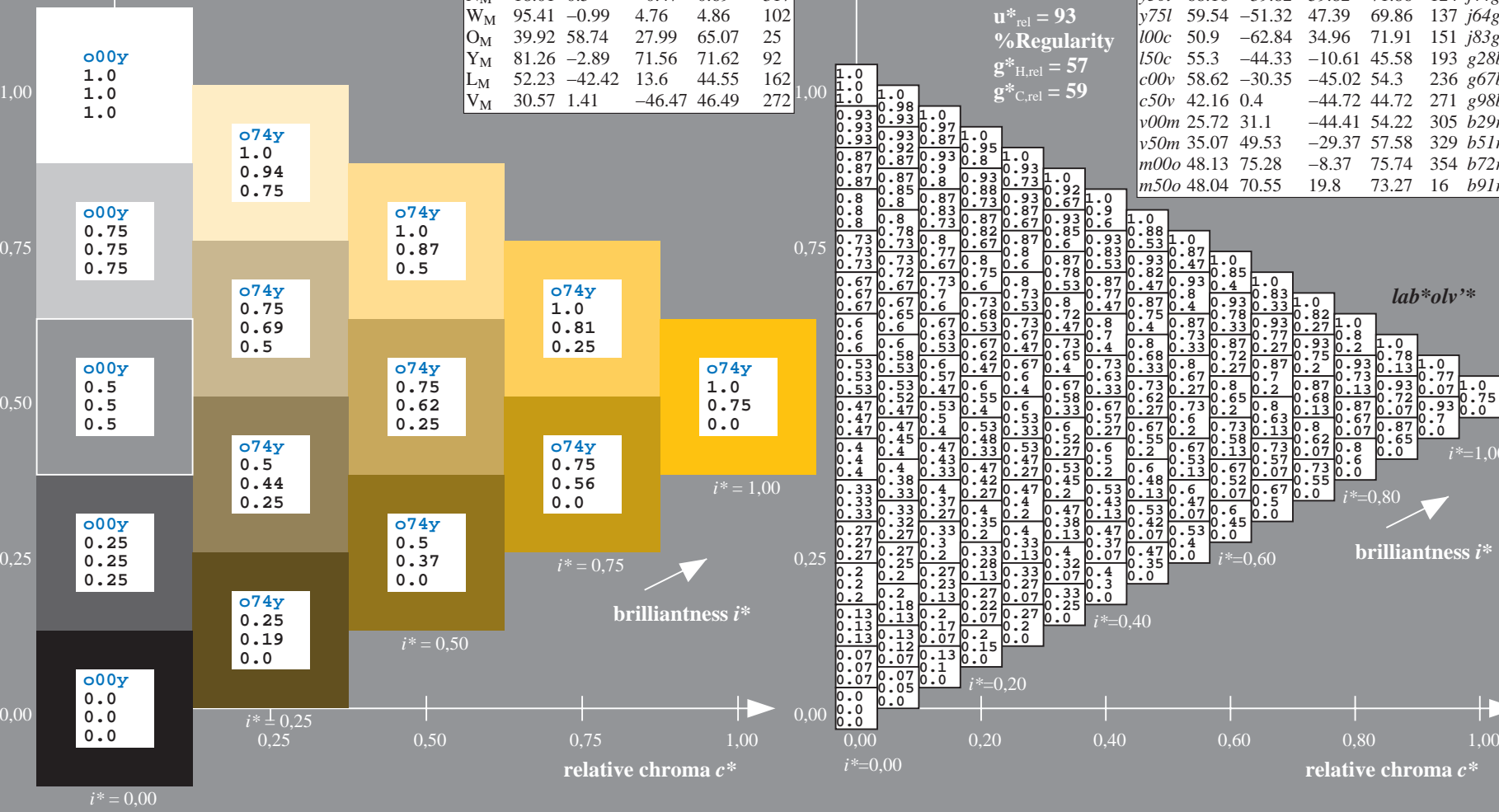
$LAB^*LAB^*_{Ma}$ : 78 12 80  
 $LAB^*LCH^*_{Ma}$ : 78 81 81  
 $lab^*olv^*_{Ma}$ : 1.0 0.75 0.0  
 $lab^*rgb^*_{Ma}$ : 1.0 0.84 0.0

triangle lightness  $t^*$

%Gamut  
 $u^*_{rel} = 93$   
 %Regularity  
 $g^*_{H,rel} = 57$   
 $g^*_{C,rel} = 59$

ORS18\_95aM; adapted (a) CIELAB data

	$u^*_d$	$L^*=L^*$	$a^*_a$	$b^*_a$	$C^*_{ab,a}$	$h^*_{ab,a}$	$u^*_e$
$o00y$	47.94	65.39	50.52	82.63	38	$r18j$	
$o25y$	58.38	46.78	60.66	76.6	52	$r40j$	
$o50y$	67.98	29.66	69.99	76.02	67	$r62j$	
$o75y$	78.09	11.63	79.82	80.66	82	$r83j$	
$y00l$	90.37	-10.27	91.75	92.32	96	$j06g$	
$y25l$	77.89	-26.88	73.8	78.54	110	$j25g$	
$y50l$	68.18	-39.82	59.82	71.86	124	$j44g$	
$y75l$	59.54	-51.32	47.39	69.86	137	$j64g$	
$l00c$	50.9	-62.84	34.96	71.91	151	$j83g$	
$l50c$	55.3	-44.33	-10.61	45.58	193	$g28b$	
$c00v$	58.62	-30.35	-45.02	54.3	236	$g67b$	
$c50v$	42.16	0.4	-44.72	44.72	271	$g98b$	
$v00m$	25.72	31.1	-44.41	54.22	305	$b29r$	
$v50m$	35.07	49.53	-29.37	57.58	329	$b51r$	
$m00o$	48.13	75.28	-8.37	75.74	354	$b72r$	
$m50o$	48.04	70.55	19.8	73.27	16	$b91r$	

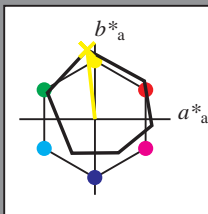


See for similar files: <http://www.ps.bam.de/Ee64/>; [www.ps.bam.de/Ee64/](http://www.ps.bam.de/Ee64/); [www.ps.bam.de/Ee64/](http://www.ps.bam.de/Ee64/)  
 Technical information: <http://www.ps.bam.de> Version 2.1, io=1,1, ColSPx=1

BAM registration: 20081001-Ee64/10L/L64E00NP.PS/.PDF BAM material: code=rhadata  
 application for evaluation and measurement of printer or monitor systems

Input and output: Colorimetric Printer Reflective System ORS18\_95aM for relative CIELAB hue  $h^* = lab^*h^* = h_{ab}/360 = 0.268$   
 data for any colour:  
 $lab^*tch^*$  and  $lab^*icu^*$

Hue texts:  
 $u^*_d = y00l$   $u^*_e = j06g$   
 contrast reduction factor:  
 $c_R = 1.0$   
 triangle lightness  $t^*$



ORS18\_95aM; CIELAB data

$u^*_d$	$L^*=L^*$	$a^*$	$b^*$	$C^*_{ab}$	$h^*_{ab}$
O <sub>M</sub>	47.94	65.31	52.07	83.53	39
Y <sub>M</sub>	90.37	-11.16	96.17	96.82	97
L <sub>M</sub>	50.9	-62.97	36.71	72.89	150
C <sub>M</sub>	58.62	-30.63	-42.75	52.59	234
V <sub>M</sub>	25.72	31.45	-44.36	54.38	305
M <sub>M</sub>	48.13	75.2	-6.8	75.51	355
N <sub>M</sub>	18.01	0.5	-0.47	0.69	317
W <sub>M</sub>	95.41	-0.99	4.76	4.86	102
O <sub>M</sub>	39.92	58.74	27.99	65.07	25
Y <sub>M</sub>	81.26	-2.89	71.56	71.62	92
L <sub>M</sub>	52.23	-42.42	13.6	44.55	162
V <sub>M</sub>	30.57	1.41	-46.47	46.49	272

Data for maximum colour (Ma):

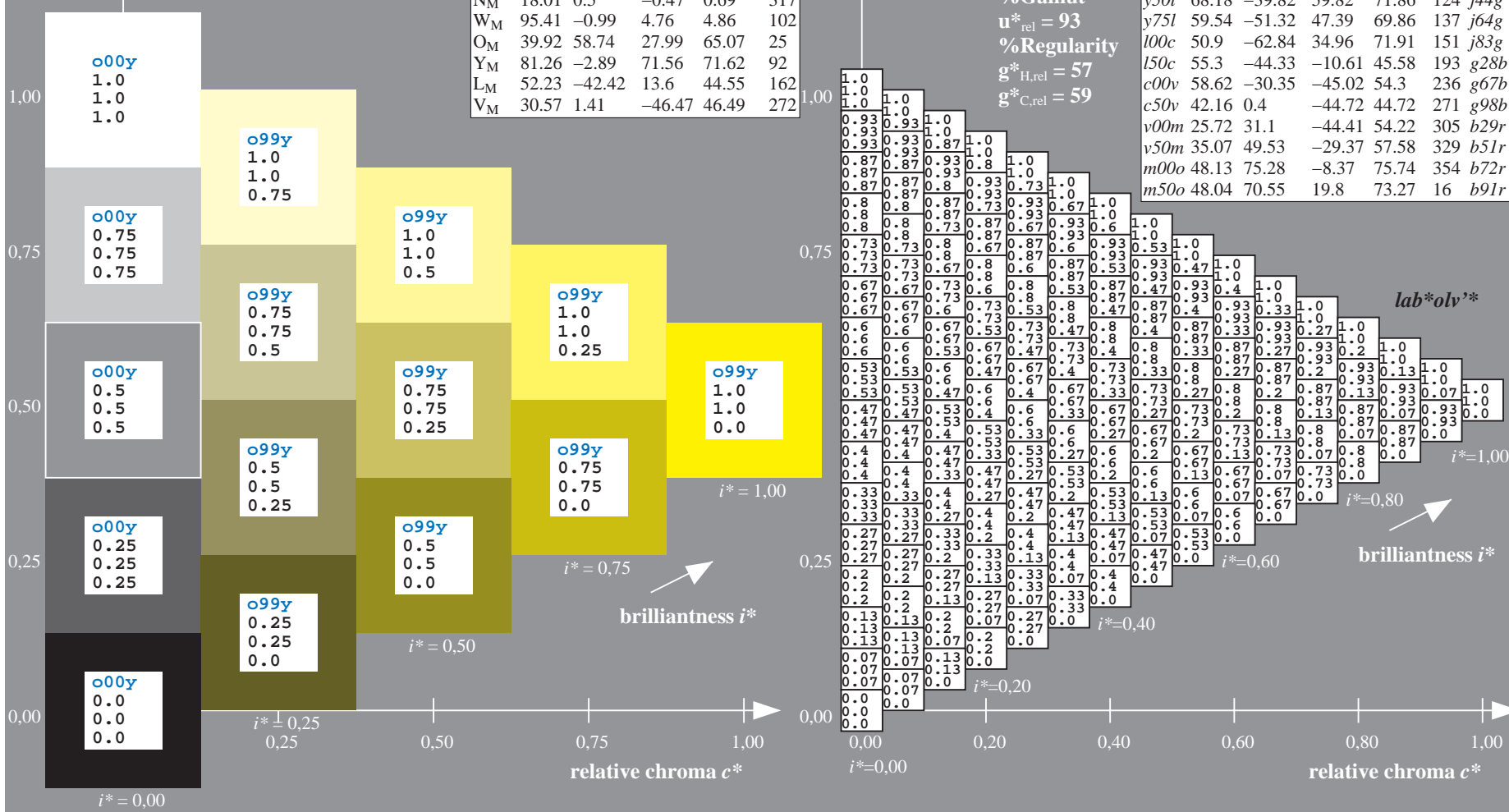
$LAB^*LAB^*_{Ma}$ : 90 -10 92  
 $LAB^*LCH^*_{Ma}$ : 90 92 96  
 $lab^*olv^*_{Ma}$ : 1.0 1.0 0.0  
 $lab^*rgb^*_{Ma}$ : 0.94 1.0 0.0

triangle lightness  $t^*$

%Gamut  
 $u^*_{rel} = 93$   
 %Regularity  
 $g^*_{H,rel} = 57$   
 $g^*_{C,rel} = 59$

ORS18\_95aM; adapted (a) CIELAB data

$u^*_d$	$L^*=L^*_a$	$a^*_a$	$b^*_a$	$C^*_{ab,a}$	$h^*_{ab,a}$	$u^*_e$
o00y	47.94	65.39	50.52	82.63	38	r18j
o25y	58.38	46.78	60.66	76.6	52	r40j
o50y	67.98	29.66	69.99	76.02	67	r62j
o75y	78.09	11.63	79.82	80.66	82	r83j
y00l	90.37	-10.27	91.75	92.32	96	j06g
y25l	77.89	-26.88	73.8	78.54	110	j25g
y50l	68.18	-39.82	59.82	71.86	124	j44g
y75l	59.54	-51.32	47.39	69.86	137	j64g
l00c	50.9	-62.84	34.96	71.91	151	j83g
l50c	55.3	-44.33	-10.61	45.58	193	g28b
c00v	58.62	-30.35	-45.02	54.3	236	g67b
c50v	42.16	0.4	-44.72	44.72	271	g98b
v00m	25.72	31.1	-44.41	54.22	305	b29r
v50m	35.07	49.53	-29.37	57.58	329	b51r
m00o	48.13	75.28	-8.37	75.74	354	b72r
m50o	48.04	70.55	19.8	73.27	16	b91r



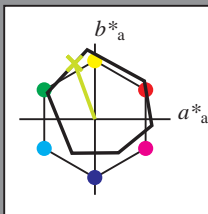
See for similar files: <http://www.ps.bam.de/Ee64/>; [www.ps.bam.de/Ee64/](http://www.ps.bam.de/Ee64/); [www.ps.bam.de/Ee64/](http://www.ps.bam.de/Ee64/)  
 Technical information: <http://www.ps.bam.de> Version 2.1, io=1,1, ColSPX=1

BAM registration: 20081001-Ee64/10L/L64E00NP.PS/.PDF BAM material: code=rhadata  
 application for evaluation and measurement of printer or monitor systems



Input and output: Colorimetric Printer Reflective System ORS18\_95aM for relative CIELAB hue  $h^* = lab^*h^* = h_{ab}^*/360 = 0.306$   
 data for any colour:  
 $lab^*tch^*$  and  $lab^*icu^*$

Hue texts:  
 $u^*_d = y25l$   $u^*_e = j25g$   
 contrast reduction factor:  
 $c_R = 1.0$   
 triangle lightness  $t^*$



ORS18\_95aM; CIELAB data

	$u^*_d$	$L^*=L^*$	$a^*$	$b^*$	$C^*_{ab}$	$h^*_{ab}$
O <sub>M</sub>	47.94	65.31	52.07	83.53	39	
Y <sub>M</sub>	90.37	-11.16	96.17	96.82	97	
L <sub>M</sub>	50.9	-62.97	36.71	72.89	150	
C <sub>M</sub>	58.62	-30.63	-42.75	52.59	234	
V <sub>M</sub>	25.72	31.45	-44.36	54.38	305	
M <sub>M</sub>	48.13	75.2	-6.8	75.51	355	
N <sub>M</sub>	18.01	0.5	-0.47	0.69	317	
W <sub>M</sub>	95.41	-0.99	4.76	4.86	102	
O <sub>M</sub>	39.92	58.74	27.99	65.07	25	
Y <sub>M</sub>	81.26	-2.89	71.56	71.62	92	
L <sub>M</sub>	52.23	-42.42	13.6	44.55	162	
V <sub>M</sub>	30.57	1.41	-46.47	46.49	272	

Data for maximum colour (Ma):

$LAB^*LAB^*_{Ma}$ : 78 -27 74

$LAB^*LCH^*_{Ma}$ : 78 79 110

$lab^*olv^*_{Ma}$ : 0.75 1.0 0.0

$lab^*rgb^*_{Ma}$ : 0.75 1.0 0.0

triangle lightness  $t^*$

%Gamut

$u^*_{rel} = 93$

%Regularity

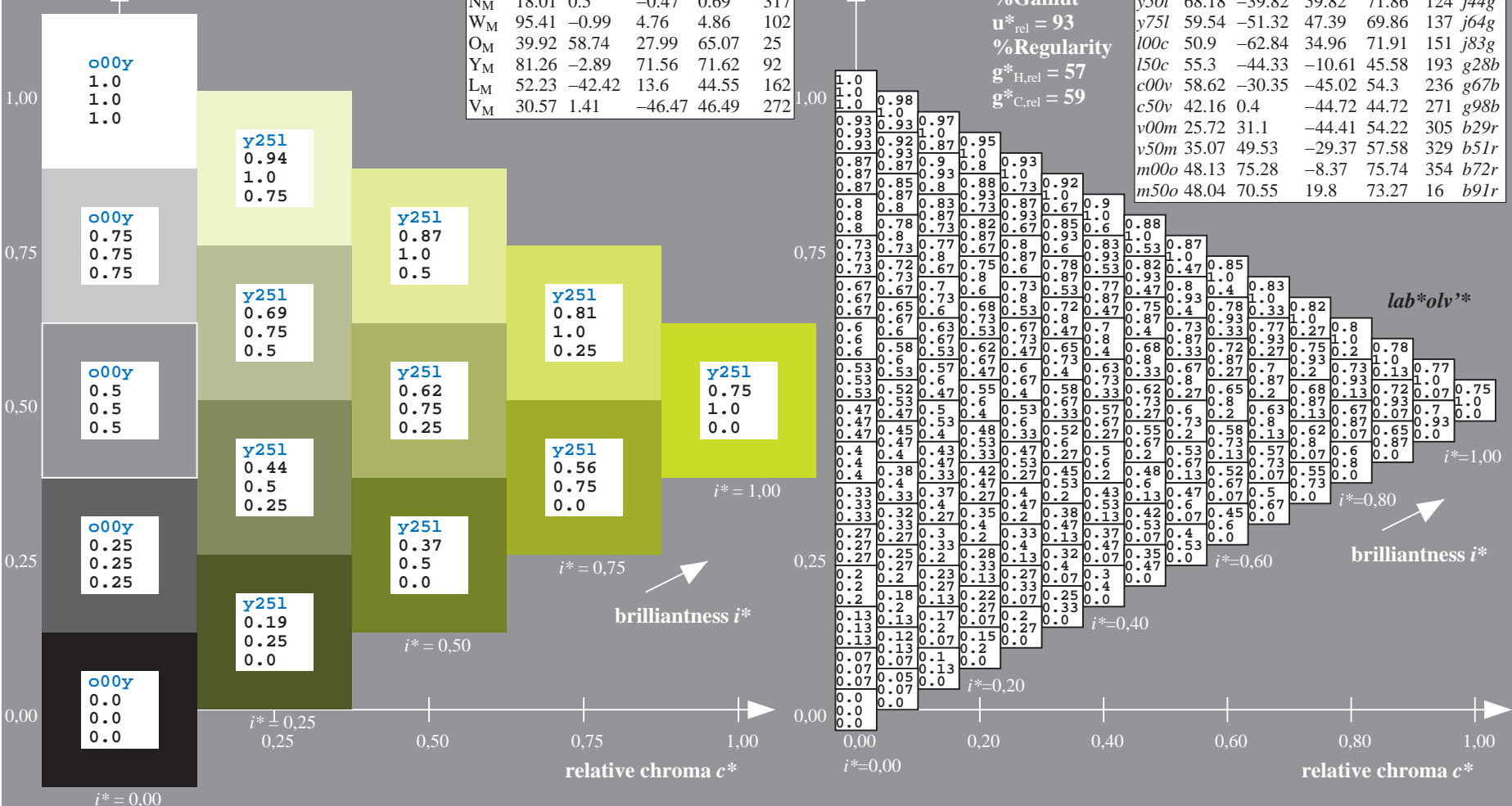
$g^*_{H,rel} = 57$

$g^*_{C,rel} = 59$

$u^*_d = y25l$   
 $lab^*olv^*$

ORS18\_95aM; adapted (a) CIELAB data

	$u^*_d$	$L^*=L^*_a$	$a^*_a$	$b^*_a$	$C^*_{ab,a}$	$h^*_{ab,a}$	$u^*_e$
o00y	47.94	65.39	50.52	82.63	38	r18j	
o25y	58.38	46.78	60.66	76.6	52	r40j	
o50y	67.98	29.66	69.99	76.02	67	r62j	
o75y	78.09	11.63	79.82	80.66	82	r83j	
y00l	90.37	-10.27	91.75	92.32	96	j06g	
y25l	77.89	-26.88	73.8	78.54	110	j25g	
y50l	68.18	-39.82	59.82	71.86	124	j44g	
y75l	59.54	-51.32	47.39	69.86	137	j64g	
l00c	50.9	-62.84	34.96	71.91	151	j83g	
l50c	55.3	-44.33	-10.61	45.58	193	g28b	
c00v	58.62	-30.35	-45.02	54.3	236	g67b	
c50v	42.16	0.4	-44.72	44.72	271	g98b	
v00m	25.72	31.1	-44.41	54.22	305	b29r	
v50m	35.07	49.53	-29.37	57.58	329	b51r	
m00o	48.13	75.28	-8.37	75.74	354	b72r	
m50o	48.04	70.55	19.8	73.27	16	b91r	

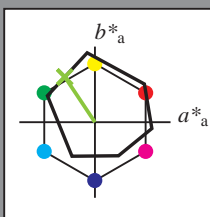


See for similar files: <http://www.ps.bam.de/Ee64/>; [www.ps.bam.de/Ee.HTM](http://www.ps.bam.de/Ee.HTM)  
 Technical information: <http://www.ps.bam.de> Version 2.1, io=1,1, ColSpX=1

BAM registration: 20081001-Ee64/10L/L64E00NP.PS/.PDF BAM material: code=rhadata  
 application for evaluation and measurement of printer or monitor systems

Input and output: Colorimetric Printer Reflective System ORS18\_95aM for relative CIELAB hue  $h^* = lab^*h^* = h_{ab}^*/360 = 0.343$   
 data for any colour:  
 $lab^*tch^*$  and  $lab^*icu^*$

Hue texts:  
 $u^*_d = y50l$   $u^*_e = j44g$   
 contrast reduction factor:  
 $c_R = 1.0$   
 triangle lightness  $t^*$



ORS18\_95aM; CIELAB data

	$u^*_d$	$L^*=L^*$	$a^*$	$b^*$	$C^*_{ab}$	$h^*_{ab}$
O <sub>M</sub>	47.94	65.31	52.07	83.53	39	
Y <sub>M</sub>	90.37	-11.16	96.17	96.82	97	
L <sub>M</sub>	50.9	-62.97	36.71	72.89	150	
C <sub>M</sub>	58.62	-30.63	-42.75	52.59	234	
V <sub>M</sub>	25.72	31.45	-44.36	54.38	305	
M <sub>M</sub>	48.13	75.2	-6.8	75.51	355	
N <sub>M</sub>	18.01	0.5	-0.47	0.69	317	
W <sub>M</sub>	95.41	-0.99	4.76	4.86	102	
O <sub>M</sub>	39.92	58.74	27.99	65.07	25	
Y <sub>M</sub>	81.26	-2.89	71.56	71.62	92	
L <sub>M</sub>	52.23	-42.42	13.6	44.55	162	
V <sub>M</sub>	30.57	1.41	-46.47	46.49	272	

Data for maximum colour (Ma):

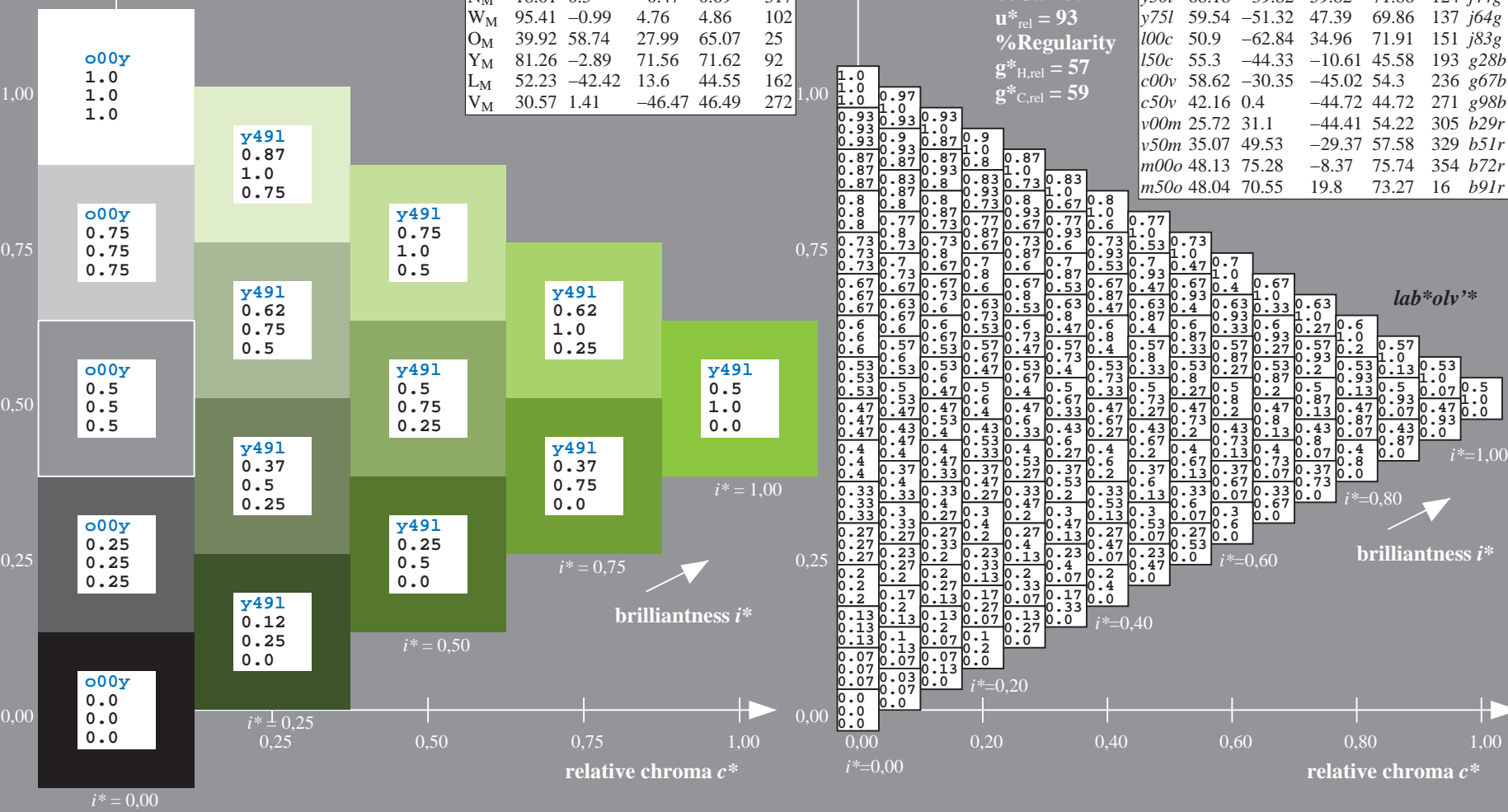
$LAB^*LAB^*_{Ma}$ : 68 -40 60  
 $LAB^*LCH^*_{Ma}$ : 68 72 123  
 $lab^*olv^*_{Ma}$ : 0.5 1.0 0.0  
 $lab^*rgb^*_{Ma}$ : 0.55 1.0 0.0

triangle lightness  $t^*$

%Gamut  
 $u^*_{rel} = 93$   
 %Regularity  
 $g^*_{H,rel} = 57$   
 $g^*_{C,rel} = 59$

ORS18\_95aM; adapted (a) CIELAB data

	$u^*_d$	$L^*=L^*$	$a^*_a$	$b^*_a$	$C^*_{ab,a}$	$h^*_{ab,a}$	$u^*_e$
o00y	47.94	65.39	50.52	82.63	38	r18j	
o25y	58.38	46.78	60.66	76.6	52	r40j	
o50y	67.98	29.66	69.99	76.02	67	r62j	
o75y	78.09	11.63	79.82	80.66	82	r83j	
y00l	90.37	-10.27	91.75	92.32	96	j06g	
y25l	77.89	-26.88	73.8	78.54	110	j25g	
y50l	68.18	-39.82	59.82	71.86	124	j44g	
y75l	59.54	-51.32	47.39	69.86	137	j64g	
l00c	50.9	-62.84	34.96	71.91	151	j83g	
l50c	55.3	-44.33	-10.61	45.58	193	g28b	
c00v	58.62	-30.35	-45.02	54.3	236	g67b	
c50v	42.16	0.4	-44.72	44.72	271	g98b	
v00m	25.72	31.1	-44.41	54.22	305	b29r	
v50m	35.07	49.53	-29.37	57.58	329	b51r	
m00o	48.13	75.28	-8.37	75.74	354	b72r	
m50o	48.04	70.55	19.8	73.27	16	b91r	

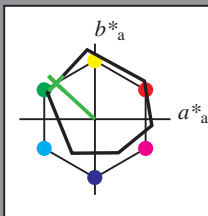


See for similar files: <http://www.ps.bam.de/Ee64/>; [www.ps.bam.de](http://www.ps.bam.de)  
 Technical information: <http://www.ps.bam.de> Version 2.1, io=1,1, ColSPx=1

BAM registration: 20081001-Ee64/10L/L64E00NP.PS/.PDF BAM material: code=rhadata  
 application for evaluation and measurement of printer or monitor systems

Input and output: Colorimetric Printer Reflective System ORS18\_95aM for relative CIELAB hue  $h^* = lab^*h^* = h_{ab}/360 = 0.381$   
 data for any colour:

$lab^*tch^*$  and  $lab^*icu^*$   
 Hue texts:  
 $u^*_d = y75l$   $u^*_e = j64g$   
 contrast reduction factor:  
 $c_R = 1.0$   
 triangle lightness  $t^*$



ORS18\_95aM; CIELAB data

	$u^*_d$	$L^*=L^*$	$a^*$	$b^*$	$C^*_{ab}$	$h^*_{ab}$
$O_M$	47.94	65.31	52.07	83.53	39	
$Y_M$	90.37	-11.16	96.17	96.82	97	
$L_M$	50.9	-62.97	36.71	72.89	150	
$C_M$	58.62	-30.63	-42.75	52.59	234	
$V_M$	25.72	31.45	-44.36	54.38	305	
$M_M$	48.13	75.2	-6.8	75.51	355	
$N_M$	18.01	0.5	-0.47	0.69	317	
$W_M$	95.41	-0.99	4.76	4.86	102	
$O_M$	39.92	58.74	27.99	65.07	25	
$Y_M$	81.26	-2.89	71.56	71.62	92	
$L_M$	52.23	-42.42	13.6	44.55	162	
$V_M$	30.57	1.41	-46.47	46.49	272	

Data for maximum colour ( $M_a$ ):

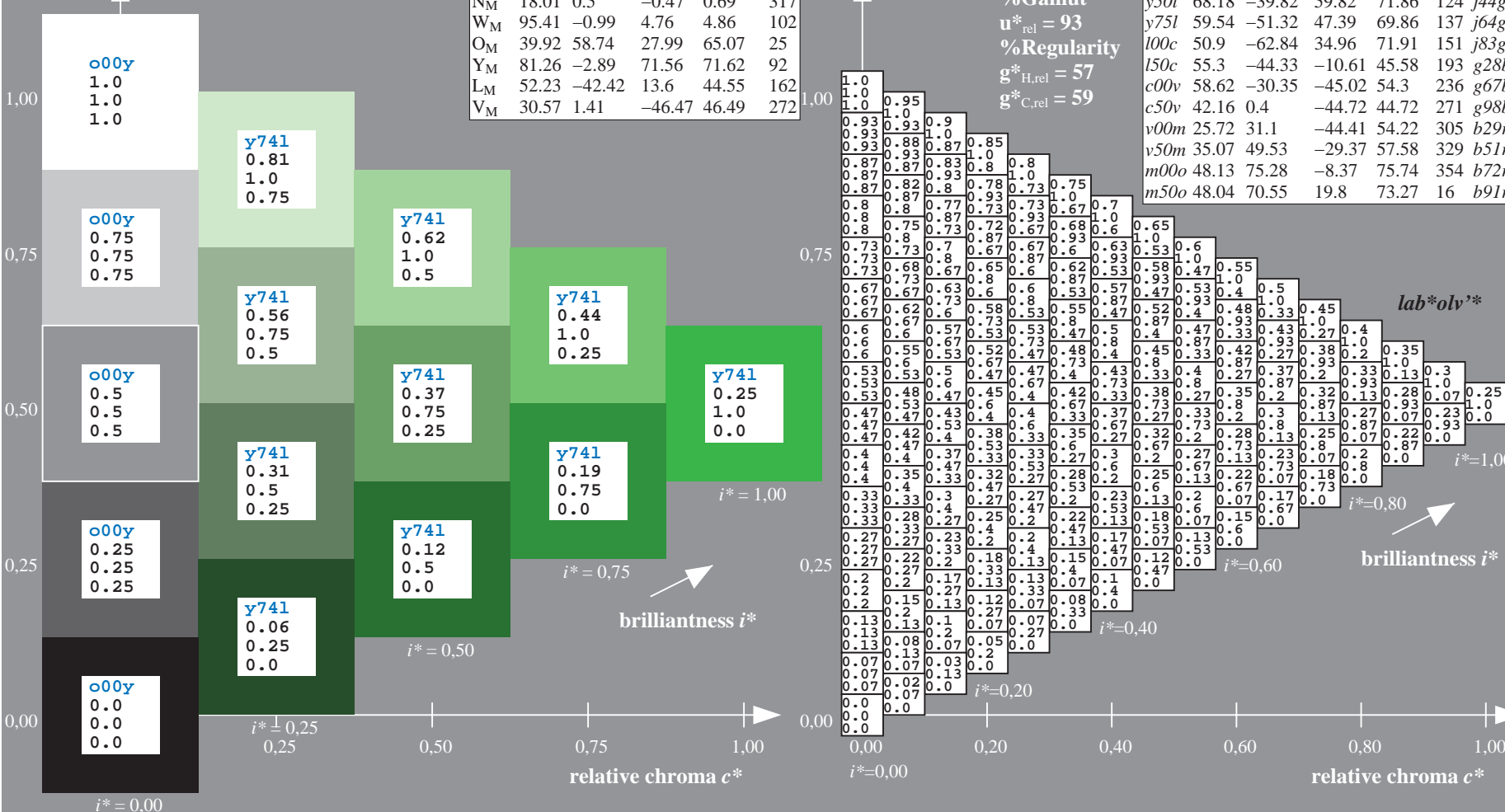
$LAB^*LAB^*_{Ma}$ : 60 -51 47  
 $LAB^*LCH^*_{Ma}$ : 60 70 137  
 $lab^*olv^*_{Ma}$ : 0.25 1.0 0.0  
 $lab^*rgb^*_{Ma}$ : 0.36 1.0 0.0

triangle lightness  $t^*$

%Gamut  
 $u^*_{rel} = 93$   
 %Regularity  
 $g^*_{H,rel} = 57$   
 $g^*_{C,rel} = 59$

ORS18\_95aM; adapted (a) CIELAB data

	$u^*_d$	$L^*=L^*$	$a^*_a$	$b^*_a$	$C^*_{ab,a}$	$h^*_{ab,a}$	$u^*_e$
$o00y$	47.94	65.39	50.52	82.63	38	$r18j$	
$o25y$	58.38	46.78	60.66	76.6	52	$r40j$	
$o50y$	67.98	29.66	69.99	76.02	67	$r62j$	
$o75y$	78.09	11.63	79.82	80.66	82	$r83j$	
$y00l$	90.37	-10.27	91.75	92.32	96	$j06g$	
$y25l$	77.89	-26.88	73.8	78.54	110	$j25g$	
$y50l$	68.18	-39.82	59.82	71.86	124	$j44g$	
$y75l$	59.54	-51.32	47.39	69.86	137	$j64g$	
$l00c$	50.9	-62.84	34.96	71.91	151	$j83g$	
$l50c$	55.3	-44.33	-10.61	45.58	193	$g28b$	
$c00v$	58.62	-30.35	-45.02	54.3	236	$g67b$	
$c50v$	42.16	0.4	-44.72	44.72	271	$g98b$	
$v00m$	25.72	31.1	-44.41	54.22	305	$b29r$	
$v50m$	35.07	49.53	-29.37	57.58	329	$b51r$	
$m00o$	48.13	75.28	-8.37	75.74	354	$b72r$	
$m50o$	48.04	70.55	19.8	73.27	16	$b91r$	

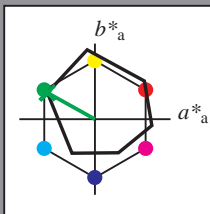


See for similar files: <http://www.ps.bam.de/Ee64/>; [www.ps.bam.de](http://www.ps.bam.de)  
 Technical information: <http://www.ps.bam.de> Version 2.1, io=1,1, ColSpx=1

BAM registration: 20081001-Ee64/10L/L64E00NP.PS/.PDF BAM material: code=rhadata  
 application for evaluation and measurement of printer or monitor systems

Input and output: Colorimetric Printer Reflective System ORS18\_95aM for relative CIELAB hue  $h^* = lab^*h^* = h_{ab}/360 = 0.419$   
 data for any colour:

$lab^*tch^*$  and  $lab^*icu^*$   
 Hue texts:  
 $u^*_d = 100c$   $u^*_e = j83g$   
 contrast reduction factor:  
 $c_R = 1.0$   
 triangle lightness  $t^*$



ORS18\_95aM; CIELAB data

	$u^*_d$	$L^*=L^*$	$a^*$	$b^*$	$C^*_{ab}$	$h^*_{ab}$
O <sub>M</sub>	47.94	65.31	52.07	83.53	39	
Y <sub>M</sub>	90.37	-11.16	96.17	96.82	97	
L <sub>M</sub>	50.9	-62.97	36.71	72.89	150	
C <sub>M</sub>	58.62	-30.63	-42.75	52.59	234	
V <sub>M</sub>	25.72	31.45	-44.36	54.38	305	
M <sub>M</sub>	48.13	75.2	-6.8	75.51	355	
N <sub>M</sub>	18.01	0.5	-0.47	0.69	317	
W <sub>M</sub>	95.41	-0.99	4.76	4.86	102	
O <sub>M</sub>	39.92	58.74	27.99	65.07	25	
Y <sub>M</sub>	81.26	-2.89	71.56	71.62	92	
L <sub>M</sub>	52.23	-42.42	13.6	44.55	162	
V <sub>M</sub>	30.57	1.41	-46.47	46.49	272	

Data for maximum colour (Ma):

$LAB^*LAB^*_{Ma}$ : 51 -63 35

$LAB^*LCH^*_{Ma}$ : 51 72 150

$lab^*olv^*_{Ma}$ : 0.0 1.0 0.0

$lab^*rgb^*_{Ma}$ : 0.16 1.0 0.0

triangle lightness  $t^*$

%Gamut

$u^*_{rel} = 93$

%Regularity

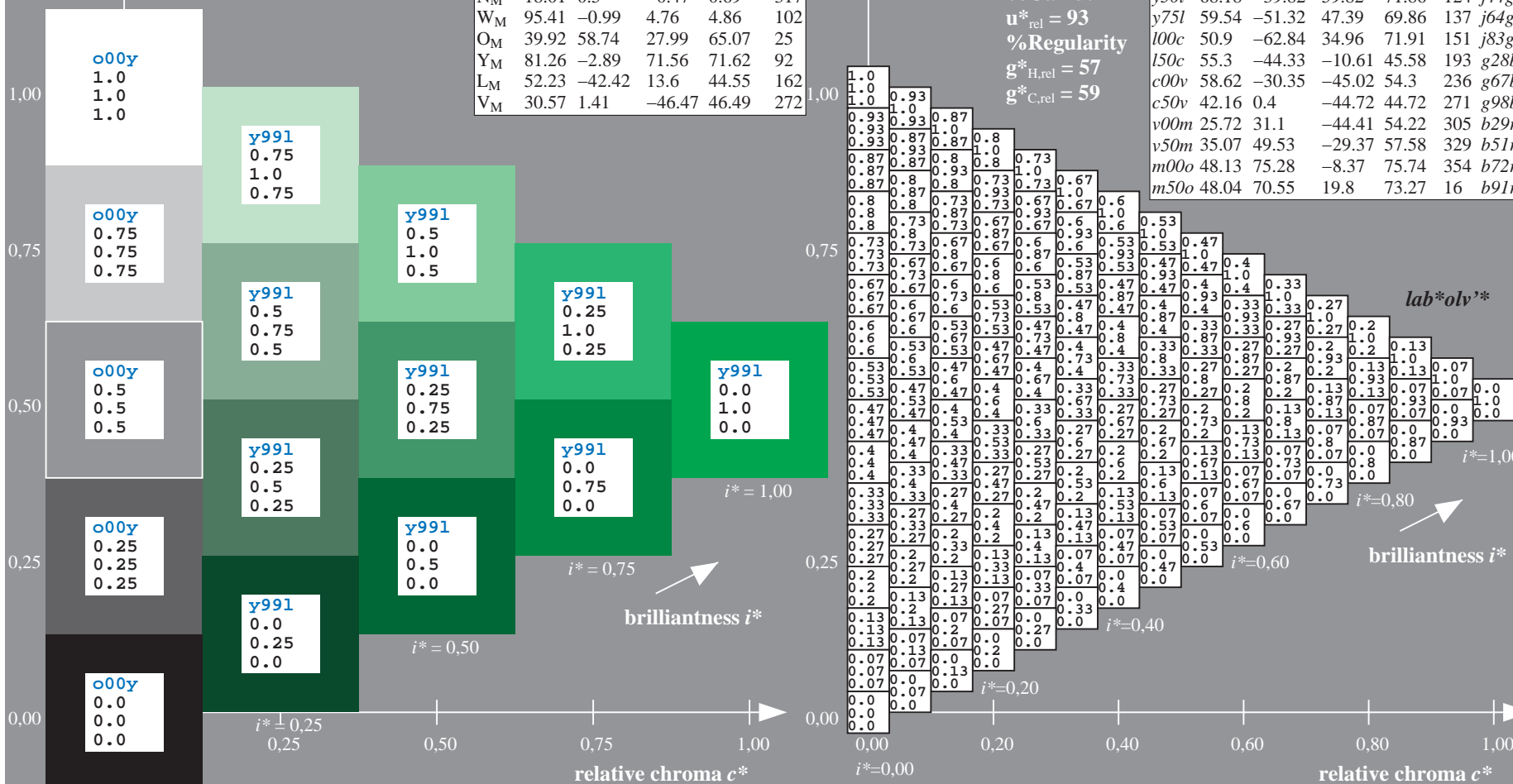
$g^*_{H,rel} = 57$

$g^*_{C,rel} = 59$

$u^*_d = 100c$   
 $lab^*olv^*$

ORS18\_95aM; adapted (a) CIELAB data

	$u^*_d$	$L^*=L^*_a$	$a^*_a$	$b^*_a$	$C^*_{ab,a}$	$h^*_{ab,a}$	$u^*_e$
o00y	47.94	65.39	50.52	82.63	38	r18j	
o25y	58.38	46.78	60.66	76.6	52	r40j	
o50y	67.98	29.66	69.99	76.02	67	r62j	
o75y	78.09	11.63	79.82	80.66	82	r83j	
y00l	90.37	-10.27	91.75	92.32	96	j06g	
y25l	77.89	-26.88	73.8	78.54	110	j25g	
y50l	68.18	-39.82	59.82	71.86	124	j44g	
y75l	59.54	-51.32	47.39	69.86	137	j64g	
l00c	50.9	-62.84	34.96	71.91	151	j83g	
l50c	55.3	-44.33	-10.61	45.58	193	g28b	
c00v	58.62	-30.35	-45.02	54.3	236	g67b	
c50v	42.16	0.4	-44.72	44.72	271	g98b	
v00m	25.72	31.1	-44.41	54.22	305	b29r	
v50m	35.07	49.53	-29.37	57.58	329	b51r	
m00o	48.13	75.28	-8.37	75.74	354	b72r	
m50o	48.04	70.55	19.8	73.27	16	b91r	

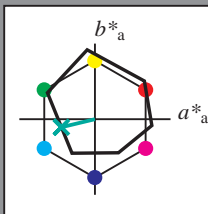


See for similar files: <http://www.ps.bam.de/Ee64/>; [www.ps.bam.de/Ee64/](http://www.ps.bam.de/Ee64/); [www.ps.bam.de/Ee64/](http://www.ps.bam.de/Ee64/)  
 Technical information: <http://www.ps.bam.de> Version 2.1, io=1,1, ColSpx=1

BAM registration: 20081001-Ee64/10L/L64E00NP.PS/.PDF BAM material: code=rhadata  
 application for evaluation and measurement of printer or monitor systems

Input and output: Colorimetric Printer Reflective System ORS18\_95aM for relative CIELAB hue  $h^* = lab^*h^* = h_{ab}/360 = 0.537$   
 data for any colour:

$lab^*tch^*$  and  $lab^*icu^*$   
 Hue texts:  
 $u^*_d = 150c$   $u^*_e = g28b$   
 contrast reduction factor:  
 $c_R = 1.0$   
 triangle lightness  $t^*$



ORS18\_95aM; CIELAB data

	$u^*_d$	$L^*=L^*$	$a^*$	$b^*$	$C^*_{ab}$	$h^*_{ab}$
O <sub>M</sub>	47.94	65.31	52.07	83.53	39	
Y <sub>M</sub>	90.37	-11.16	96.17	96.82	97	
L <sub>M</sub>	50.9	-62.97	36.71	72.89	150	
C <sub>M</sub>	58.62	-30.63	-42.75	52.59	234	
V <sub>M</sub>	25.72	31.45	-44.36	54.38	305	
M <sub>M</sub>	48.13	75.2	-6.8	75.51	355	
N <sub>M</sub>	18.01	0.5	-0.47	0.69	317	
W <sub>M</sub>	95.41	-0.99	4.76	4.86	102	
O <sub>M</sub>	39.92	58.74	27.99	65.07	25	
Y <sub>M</sub>	81.26	-2.89	71.56	71.62	92	
L <sub>M</sub>	52.23	-42.42	13.6	44.55	162	
V <sub>M</sub>	30.57	1.41	-46.47	46.49	272	

Data for maximum colour (Ma):

$LAB^*LAB^*_{Ma}$ : 55 -44 -11  
 $LAB^*LCH^*_{Ma}$ : 55 46 193  
 $lab^*olv^*_{Ma}$ : 0.0 1.0 0.5  
 $lab^*rgb^*_{Ma}$ : 0.0 1.0 0.57

triangle lightness  $t^*$

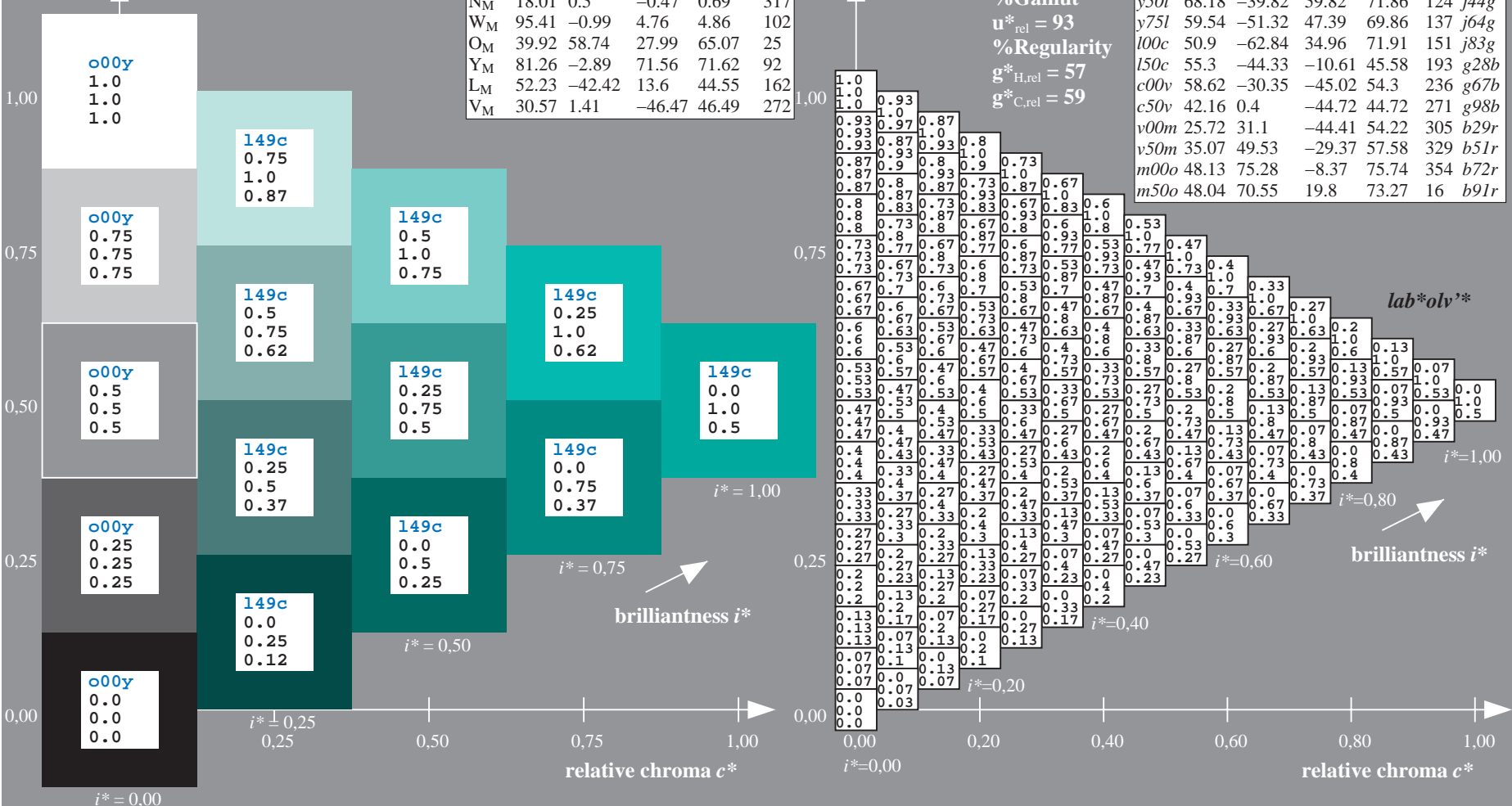
%Gamut  
 $u^*_{rel} = 93$   
 %Regularity  
 $g^*_{H,rel} = 57$   
 $g^*_{C,rel} = 59$

ORS18\_95aM; adapted (a) CIELAB data

	$u^*_d$	$L^*=L^*$	$a^*_a$	$b^*_a$	$C^*_{ab,a}$	$h^*_{ab,a}$	$u^*_e$
o00y	47.94	65.39	50.52	82.63	38	r18j	
o25y	58.38	46.78	60.66	76.6	52	r40j	
o50y	67.98	29.66	69.99	76.02	67	r62j	
o75y	78.09	11.63	79.82	80.66	82	r83j	
y00l	90.37	-10.27	91.75	92.32	96	j06g	
y25l	77.89	-26.88	73.8	78.54	110	j25g	
y50l	68.18	-39.82	59.82	71.86	124	j44g	
y75l	59.54	-51.32	47.39	69.86	137	j64g	
l00c	50.9	-62.84	34.96	71.91	151	j83g	
l50c	55.3	-44.33	-10.61	45.58	193	g28b	
c00v	58.62	-30.35	-45.02	54.3	236	g67b	
c50v	42.16	0.4	-44.72	44.72	271	g98b	
v00m	25.72	31.1	-44.41	54.22	305	b29r	
v50m	35.07	49.53	-29.37	57.58	329	b51r	
m00o	48.13	75.28	-8.37	75.74	354	b72r	
m50o	48.04	70.55	19.8	73.27	16	b91r	

$lab^*olv^*$

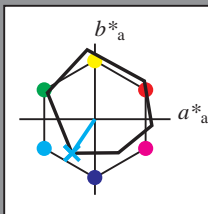
brilliantness  $i^*$



BAM registration: 20081001-Ee64/10L/L64E00NP.PS/.PDF BAM material: code=rhadata  
 application for evaluation and measurement of printer or monitor systems

Input and output: Colorimetric Printer Reflective System ORS18\_95aM for relative CIELAB hue  $h^* = lab^*h^* = h_{ab}/360 = 0.656$   
 data for any colour:

$lab^*tch^*$  and  $lab^*icu^*$   
 Hue texts:  
 $u^*_d = c00v$   $u^*_e = g67b$   
 contrast reduction factor:  
 $c_R = 1.0$   
 triangle lightness  $t^*$



ORS18\_95aM; CIELAB data

	$u^*_d$	$L^*=L^*$	$a^*$	$b^*$	$C^*_{ab}$	$h^*_{ab}$
O <sub>M</sub>	47.94	65.31	52.07	83.53	39	
Y <sub>M</sub>	90.37	-11.16	96.17	96.82	97	
L <sub>M</sub>	50.9	-62.97	36.71	72.89	150	
C <sub>M</sub>	58.62	-30.63	-42.75	52.59	234	
V <sub>M</sub>	25.72	31.45	-44.36	54.38	305	
M <sub>M</sub>	48.13	75.2	-6.8	75.51	355	
N <sub>M</sub>	18.01	0.5	-0.47	0.69	317	
W <sub>M</sub>	95.41	-0.99	4.76	4.86	102	
O <sub>M</sub>	39.92	58.74	27.99	65.07	25	
Y <sub>M</sub>	81.26	-2.89	71.56	71.62	92	
L <sub>M</sub>	52.23	-42.42	13.6	44.55	162	
V <sub>M</sub>	30.57	1.41	-46.47	46.49	272	

Data for maximum colour (Ma):

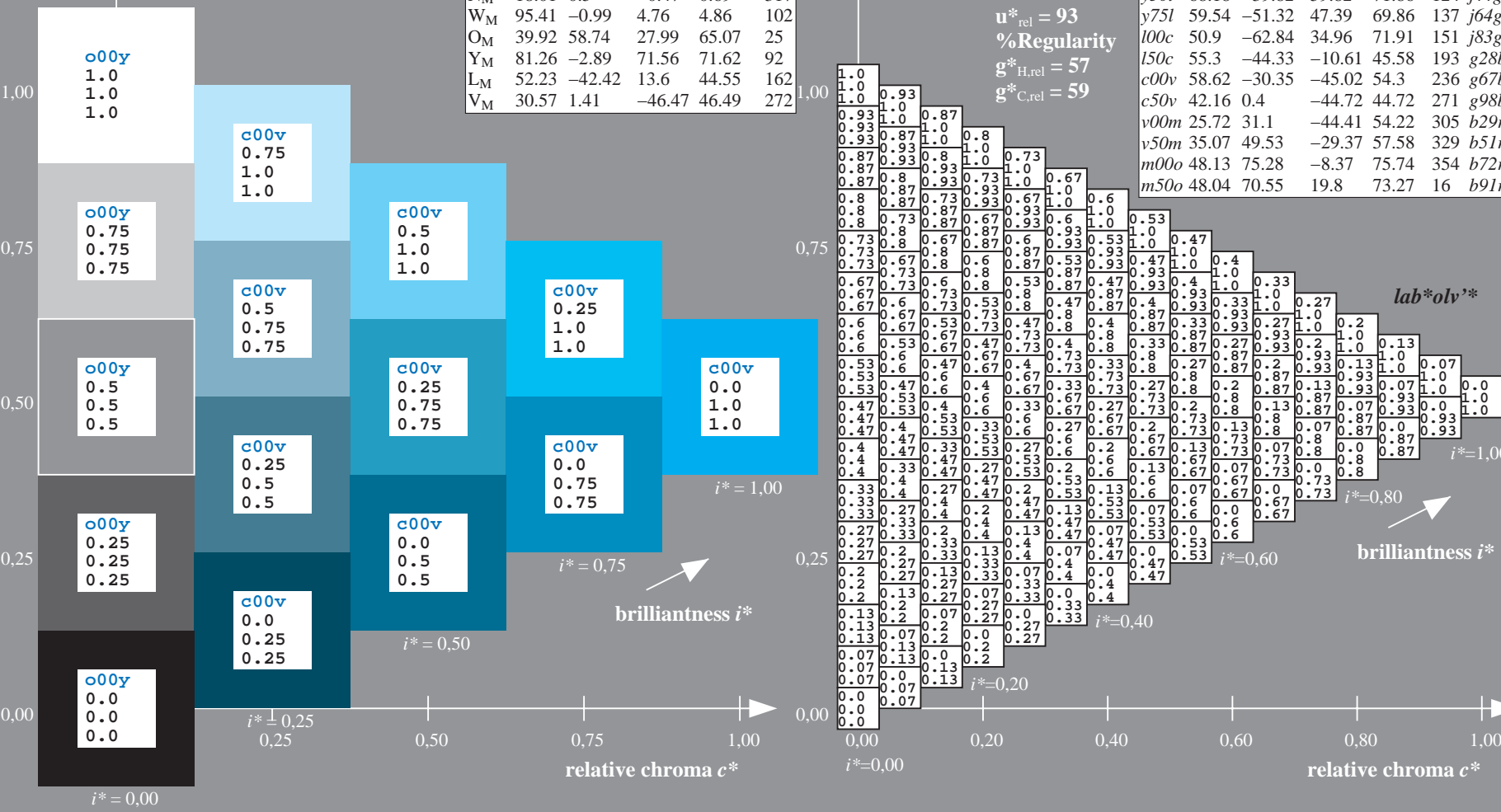
$LAB^*LAB^*_{Ma}$ : 59 -30 -45  
 $LAB^*LCH^*_{Ma}$ : 59 54 236  
 $lab^*olv^*_{Ma}$ : 0.0 1.0 1.0  
 $lab^*rgb^*_{Ma}$ : 0.0 0.65 1.0

triangle lightness  $t^*$

%Gamut  
 $u^*_{rel} = 93$   
 %Regularity  
 $g^*_{H,rel} = 57$   
 $g^*_{C,rel} = 59$

ORS18\_95aM; adapted (a) CIELAB data

	$u^*_d$	$L^*=L^*_a$	$a^*_a$	$b^*_a$	$C^*_{ab,a}$	$h^*_{ab,a}$	$u^*_e$
o00y	47.94	65.39	50.52	82.63	38	r18j	
o25y	58.38	46.78	60.66	76.6	52	r40j	
o50y	67.98	29.66	69.99	76.02	67	r62j	
o75y	78.09	11.63	79.82	80.66	82	r83j	
y00l	90.37	-10.27	91.75	92.32	96	j06g	
y25l	77.89	-26.88	73.8	78.54	110	j25g	
y50l	68.18	-39.82	59.82	71.86	124	j44g	
y75l	59.54	-51.32	47.39	69.86	137	j64g	
l00c	50.9	-62.84	34.96	71.91	151	j83g	
l50c	55.3	-44.33	-10.61	45.58	193	g28b	
c00v	58.62	-30.35	-45.02	54.3	236	g67b	
c50v	42.16	0.4	-44.72	44.72	271	g98b	
v00m	25.72	31.1	-44.41	54.22	305	b29r	
v50m	35.07	49.53	-29.37	57.58	329	b51r	
m00o	48.13	75.28	-8.37	75.74	354	b72r	
m50o	48.04	70.55	19.8	73.27	16	b91r	

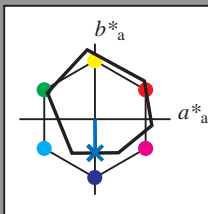


See for similar files: <http://www.ps.bam.de/Ee64/>; [www.ps.bam.de/Ee.HTM](http://www.ps.bam.de/Ee.HTM)  
 Technical information: <http://www.ps.bam.de> Version 2.1, io=1,1, ColSpX=1

BAM registration: 20081001-Ee64/10L/L64E00NP.PS/.PDF BAM material: code=rhadata  
 application for evaluation and measurement of printer or monitor systems

Input and output: Colorimetric Printer Reflective System ORS18\_95aM for relative CIELAB hue  $h^* = lab^*h^* = h_{ab}^*/360 = 0.751$   
 data for any colour:

$lab^*tch^*$  and  $lab^*icu^*$   
 Hue texts:  
 $u^*_d = c50v$   $u^*_e = g98b$   
 contrast reduction factor:  
 $c_R = 1.0$   
 triangle lightness  $t^*$



ORS18\_95aM; CIELAB data

	$u^*_d$	$L^*=L^*$	$a^*$	$b^*$	$C^*_{ab}$	$h^*_{ab}$
O <sub>M</sub>	47.94	65.31	52.07	83.53	39	
Y <sub>M</sub>	90.37	-11.16	96.17	96.82	97	
L <sub>M</sub>	50.9	-62.97	36.71	72.89	150	
C <sub>M</sub>	58.62	-30.63	-42.75	52.59	234	
V <sub>M</sub>	25.72	31.45	-44.36	54.38	305	
M <sub>M</sub>	48.13	75.2	-6.8	75.51	355	
N <sub>M</sub>	18.01	0.5	-0.47	0.69	317	
W <sub>M</sub>	95.41	-0.99	4.76	4.86	102	
O <sub>M</sub>	39.92	58.74	27.99	65.07	25	
Y <sub>M</sub>	81.26	-2.89	71.56	71.62	92	
L <sub>M</sub>	52.23	-42.42	13.6	44.55	162	
V <sub>M</sub>	30.57	1.41	-46.47	46.49	272	

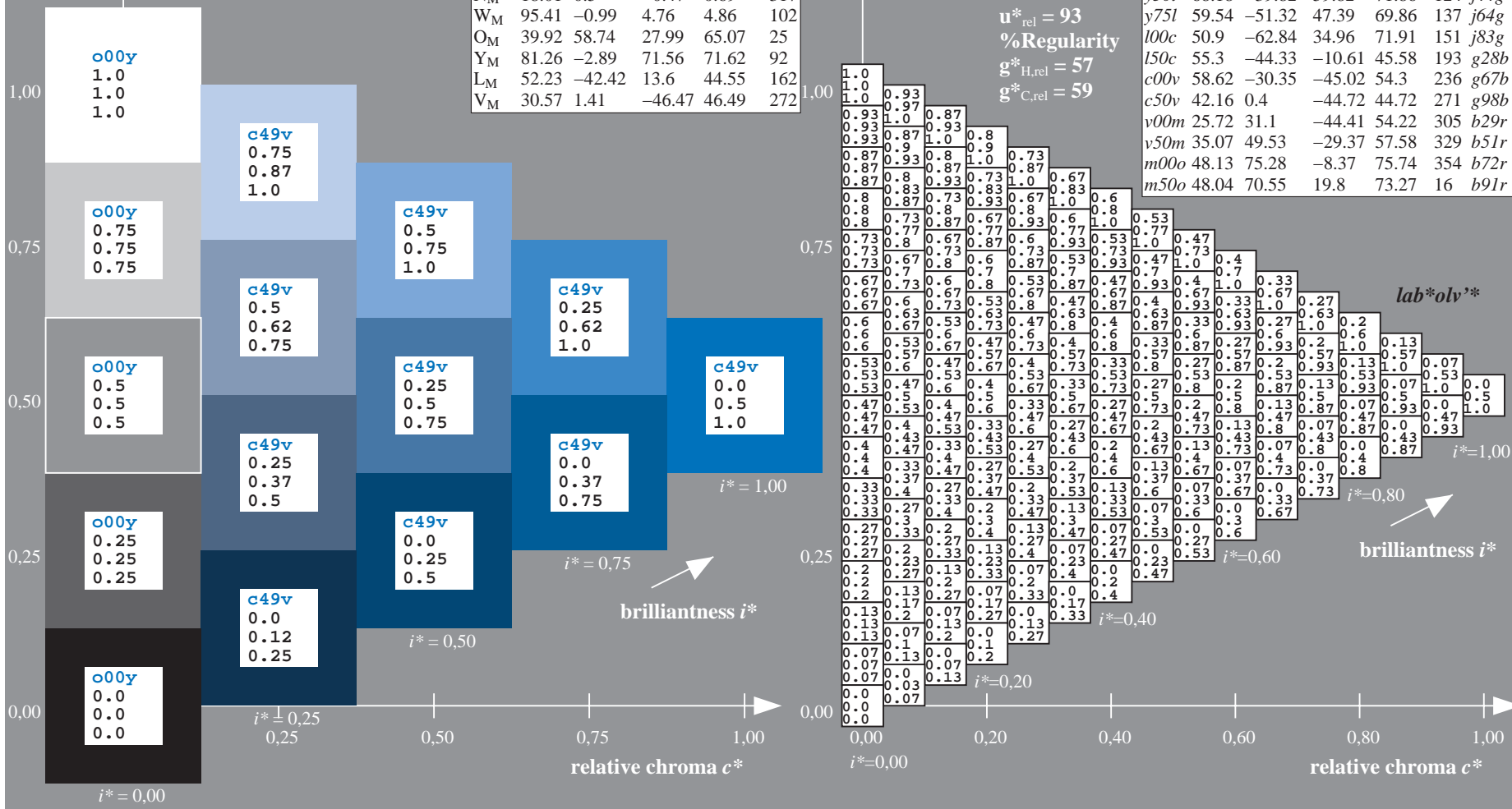
Data for maximum colour (Ma):

$LAB^*LAB^*_{Ma}$ : 42 0 -45  
 $LAB^*LCH^*_{Ma}$ : 42 45 270  
 $lab^*olv^*_{Ma}$ : 0.0 0.5 1.0  
 $lab^*rgb^*_{Ma}$ : 0.0 0.02 1.0  
 triangle lightness  $t^*$

ORS18\_95aM; adapted (a) CIELAB data

	$u^*_d$	$L^*=L^*_a$	$a^*_a$	$b^*_a$	$C^*_{ab,a}$	$h^*_{ab,a}$	$u^*_e$
o00y	47.94	65.39	50.52	82.63	38	r18j	
o25y	58.38	46.78	60.66	76.6	52	r40j	
o50y	67.98	29.66	69.99	76.02	67	r62j	
o75y	78.09	11.63	79.82	80.66	82	r83j	
y00l	90.37	-10.27	91.75	92.32	96	j06g	
y25l	77.89	-26.88	73.8	78.54	110	j25g	
y50l	68.18	-39.82	59.82	71.86	124	j44g	
y75l	59.54	-51.32	47.39	69.86	137	j64g	
l00c	50.9	-62.84	34.96	71.91	151	j83g	
l50c	55.3	-44.33	-10.61	45.58	193	g28b	
c00v	58.62	-30.35	-45.02	54.3	236	g67b	
c50v	42.16	0.4	-44.72	44.72	271	g98b	
v00m	25.72	31.1	-44.41	54.22	305	b29r	
v50m	35.07	49.53	-29.37	57.58	329	b51r	
m00o	48.13	75.28	-8.37	75.74	354	b72r	
m50o	48.04	70.55	19.8	73.27	16	b91r	

%Gamut  
 $u^*_{rel} = 93$   
 %Regularity  
 $g^*_{H,rel} = 57$   
 $g^*_{C,rel} = 59$

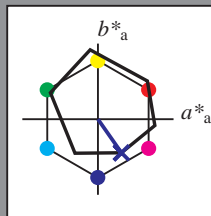


See for similar files: <http://www.ps.bam.de/Ee64/>; [www.ps.bam.de/Ee.HTM](http://www.ps.bam.de/Ee.HTM)  
 Technical information: <http://www.ps.bam.de> Version 2.1, io=1,1, ColSpx=1

BAM registration: 20081001-Ee64/10L/L64E00NP.PS/.PDF BAM material: code=rhadata  
 application for evaluation and measurement of printer or monitor systems

Input and output: Colorimetric Printer Reflective System ORS18\_95aM for relative CIELAB hue  $h^* = lab^*h^* = h_{ab}^*/360 = 0.847$   
 data for any colour:  
 $lab^*tch^*$  and  $lab^*icu^*$

Hue texts:  
 $u^*_d = v00m$   $u^*_e = b29r$   
 contrast reduction factor:  
 $c_R = 1.0$   
 triangle lightness  $t^*$



ORS18\_95aM; CIELAB data

	$u^*_d$	$L^*=L^*$	$a^*$	$b^*$	$C^*_{ab}$	$h^*_{ab}$
O <sub>M</sub>	47.94	65.31	52.07	83.53	39	
Y <sub>M</sub>	90.37	-11.16	96.17	96.82	97	
L <sub>M</sub>	50.9	-62.97	36.71	72.89	150	
C <sub>M</sub>	58.62	-30.63	-42.75	52.59	234	
V <sub>M</sub>	25.72	31.45	-44.36	54.38	305	
M <sub>M</sub>	48.13	75.2	-6.8	75.51	355	
N <sub>M</sub>	18.01	0.5	-0.47	0.69	317	
W <sub>M</sub>	95.41	-0.99	4.76	4.86	102	
O <sub>M</sub>	39.92	58.74	27.99	65.07	25	
Y <sub>M</sub>	81.26	-2.89	71.56	71.62	92	
L <sub>M</sub>	52.23	-42.42	13.6	44.55	162	
V <sub>M</sub>	30.57	1.41	-46.47	46.49	272	

Data for maximum colour (Ma):

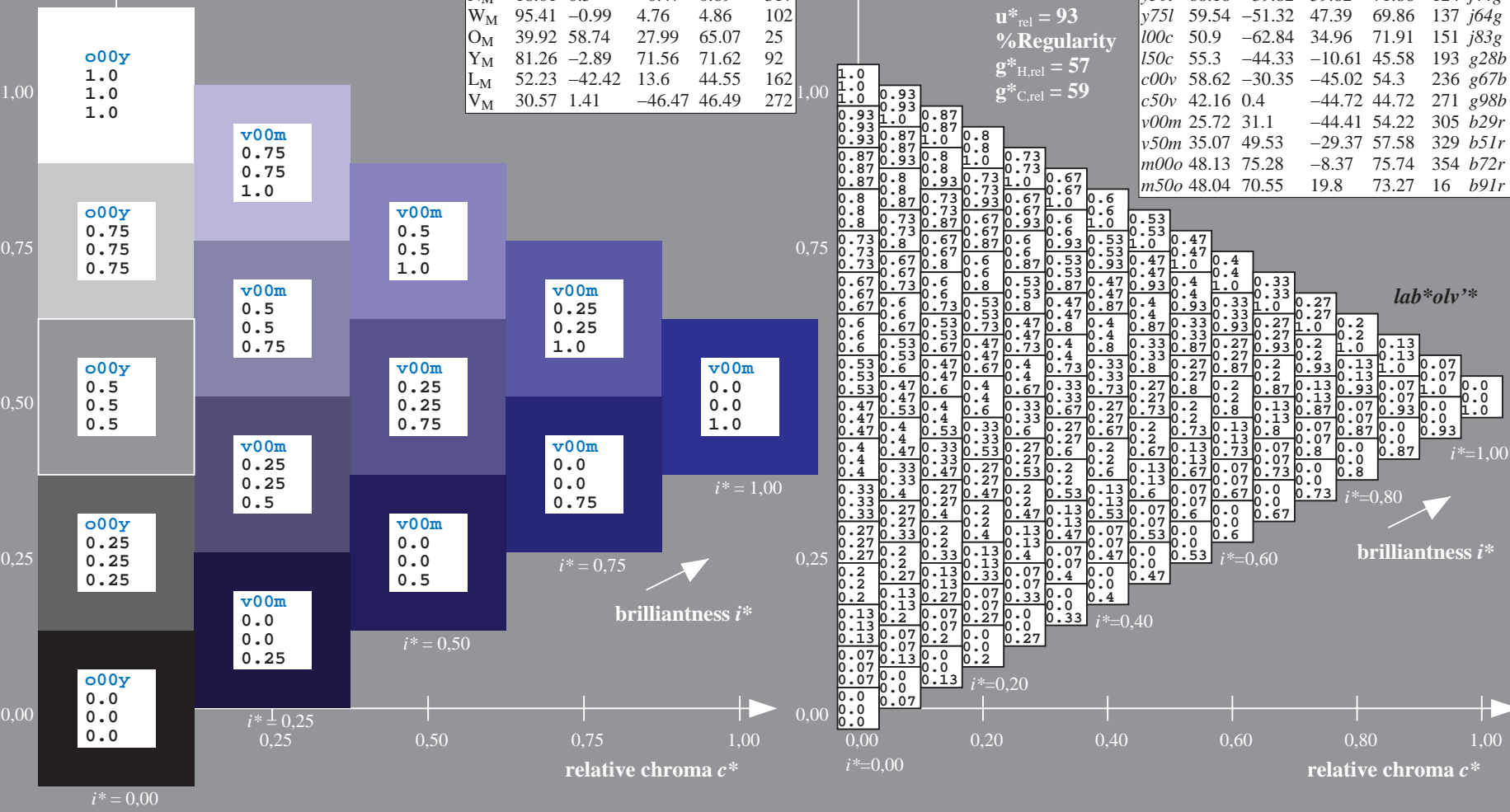
$LAB^*LAB^*_{Ma}$ : 26 31 -44  
 $LAB^*LCH^*_{Ma}$ : 26 54 305  
 $lab^*olv^*_{Ma}$ : 0.0 0.0 1.0  
 $lab^*rgb^*_{Ma}$ : 0.58 0.0 1.0

triangle lightness  $t^*$

%Gamut  
 $u^*_{rel} = 93$   
 %Regularity  
 $g^*_{H,rel} = 57$   
 $g^*_{C,rel} = 59$

ORS18\_95aM; adapted (a) CIELAB data

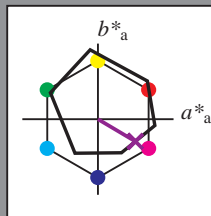
	$u^*_d$	$L^*=L^*$	$a^*_a$	$b^*_a$	$C^*_{ab,a}$	$h^*_{ab,a}$	$u^*_e$
o00y	47.94	65.39	50.52	82.63	38	r18j	
o25y	58.38	46.78	60.66	76.6	52	r40j	
o50y	67.98	29.66	69.99	76.02	67	r62j	
o75y	78.09	11.63	79.82	80.66	82	r83j	
y00l	90.37	-10.27	91.75	92.32	96	j06g	
y25l	77.89	-26.88	73.8	78.54	110	j25g	
y50l	68.18	-39.82	59.82	71.86	124	j44g	
y75l	59.54	-51.32	47.39	69.86	137	j64g	
l00c	50.9	-62.84	34.96	71.91	151	j83g	
l50c	55.3	-44.33	-10.61	45.58	193	g28b	
c00v	58.62	-30.35	-45.02	54.3	236	g67b	
c50v	42.16	0.4	-44.72	44.72	271	g98b	
v00m	25.72	31.1	-44.41	54.22	305	b29r	
v50m	35.07	49.53	-29.37	57.58	329	b51r	
m00o	48.13	75.28	-8.37	75.74	354	b72r	
m50o	48.04	70.55	19.8	73.27	16	b91r	





Input and output: Colorimetric Printer Reflective System ORS18\_95aM for relative CIELAB hue  $h^* = lab^*h^* = h_{ab}/360 = 0.915$   
 data for any colour:  
 $lab^*tch^*$  and  $lab^*icu^*$

Hue texts:  
 $u^*_d = v50m$   $u^*_e = b51r$   
 contrast reduction factor:  
 $c_R = 1.0$   
 triangle lightness  $t^*$



ORS18\_95aM; CIELAB data

	$u^*_d$	$L^*=L^*$	$a^*$	$b^*$	$C^*_{ab}$	$h^*_{ab}$
O <sub>M</sub>	47.94	65.31	52.07	83.53	39	
Y <sub>M</sub>	90.37	-11.16	96.17	96.82	97	
L <sub>M</sub>	50.9	-62.97	36.71	72.89	150	
C <sub>M</sub>	58.62	-30.63	-42.75	52.59	234	
V <sub>M</sub>	25.72	31.45	-44.36	54.38	305	
M <sub>M</sub>	48.13	75.2	-6.8	75.51	355	
N <sub>M</sub>	18.01	0.5	-0.47	0.69	317	
W <sub>M</sub>	95.41	-0.99	4.76	4.86	102	
O <sub>M</sub>	39.92	58.74	27.99	65.07	25	
Y <sub>M</sub>	81.26	-2.89	71.56	71.62	92	
L <sub>M</sub>	52.23	-42.42	13.6	44.55	162	
V <sub>M</sub>	30.57	1.41	-46.47	46.49	272	

Data for maximum colour (Ma):

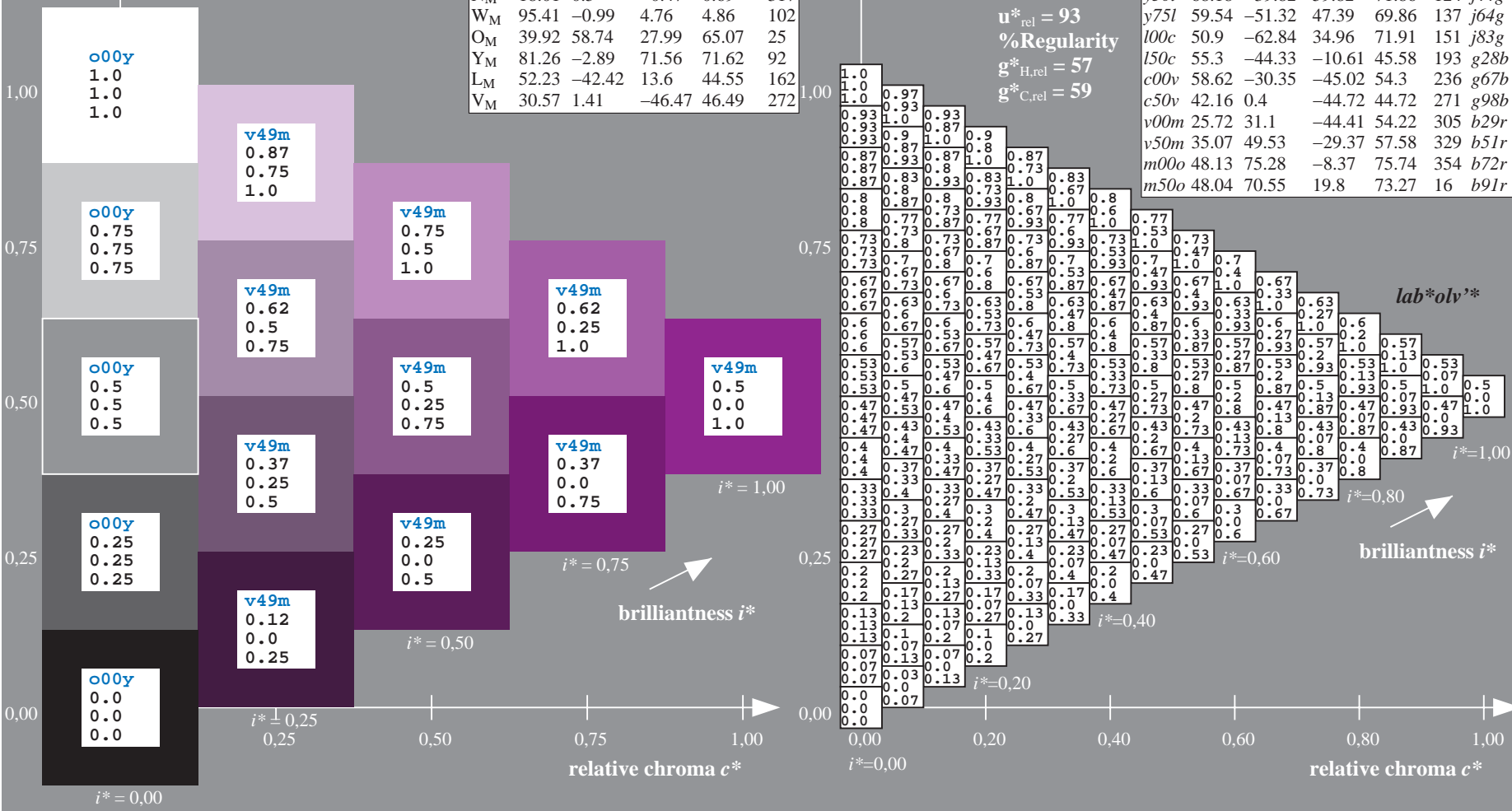
$LAB^*LAB^*_{Ma}$ : 35 50 -29  
 $LAB^*LCH^*_{Ma}$ : 35 58 329  
 $lab^*olv^*_{Ma}$ : 0.5 0.0 1.0  
 $lab^*rgb^*_{Ma}$ : 1.0 0.0 0.99

triangle lightness  $t^*$

%Gamut  
 $u^*_{rel} = 93$   
 %Regularity  
 $g^*_{H,rel} = 57$   
 $g^*_{C,rel} = 59$

ORS18\_95aM; adapted (a) CIELAB data

	$u^*_d$	$L^*=L^*$	$a^*_a$	$b^*_a$	$C^*_{ab,a}$	$h^*_{ab,a}$	$u^*_e$
o00y	47.94	65.39	50.52	82.63	38	r18j	
o25y	58.38	46.78	60.66	76.6	52	r40j	
o50y	67.98	29.66	69.99	76.02	67	r62j	
o75y	78.09	11.63	79.82	80.66	82	r83j	
y00l	90.37	-10.27	91.75	92.32	96	j06g	
y25l	77.89	-26.88	73.8	78.54	110	j25g	
y50l	68.18	-39.82	59.82	71.86	124	j44g	
y75l	59.54	-51.32	47.39	69.86	137	j64g	
l00c	50.9	-62.84	34.96	71.91	151	j83g	
l50c	55.3	-44.33	-10.61	45.58	193	g28b	
c00v	58.62	-30.35	-45.02	54.3	236	g67b	
c50v	42.16	0.4	-44.72	44.72	271	g98b	
v00m	25.72	31.1	-44.41	54.22	305	b29r	
v50m	35.07	49.53	-29.37	57.58	329	b51r	
m00o	48.13	75.28	-8.37	75.74	354	b72r	
m50o	48.04	70.55	19.8	73.27	16	b91r	

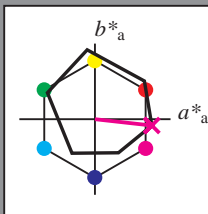


See for similar files: <http://www.ps.bam.de/Ee64/>; [www.ps.bam.de/Ee64/](http://www.ps.bam.de/Ee64/); [www.ps.bam.de/Ee64/](http://www.ps.bam.de/Ee64/)  
 Technical information: <http://www.ps.bam.de> Version 2.1, io=1,1, ColSpx=1

BAM registration: 20081001-Ee64/10L/L64E00NP.PS/.PDF BAM material: code=rhadata  
 application for evaluation and measurement of printer or monitor systems

Input and output: Colorimetric Printer Reflective System ORS18\_95aM for relative CIELAB hue  $h^* = lab^*h^* = h_{ab}^*/360 = 0.982$   
 data for any colour:

$lab^*tch^*$  and  $lab^*icu^*$   
 Hue texts:  
 $u^*_d = m00o$   $u^*_e = b72r$   
 contrast reduction factor:  
 $c_R = 1.0$   
 triangle lightness  $t^*$



ORS18\_95aM; CIELAB data

	$u^*_d$	$L^*=L^*$	$a^*$	$b^*$	$C^*_{ab}$	$h^*_{ab}$
$O_M$	47.94	65.31	52.07	83.53	39	
$Y_M$	90.37	-11.16	96.17	96.82	97	
$L_M$	50.9	-62.97	36.71	72.89	150	
$C_M$	58.62	-30.63	-42.75	52.59	234	
$V_M$	25.72	31.45	-44.36	54.38	305	
$M_M$	48.13	75.2	-6.8	75.51	355	
$N_M$	18.01	0.5	-0.47	0.69	317	
$W_M$	95.41	-0.99	4.76	4.86	102	
$O_M$	39.92	58.74	27.99	65.07	25	
$Y_M$	81.26	-2.89	71.56	71.62	92	
$L_M$	52.23	-42.42	13.6	44.55	162	
$V_M$	30.57	1.41	-46.47	46.49	272	

Data for maximum colour ( $M_a$ ):

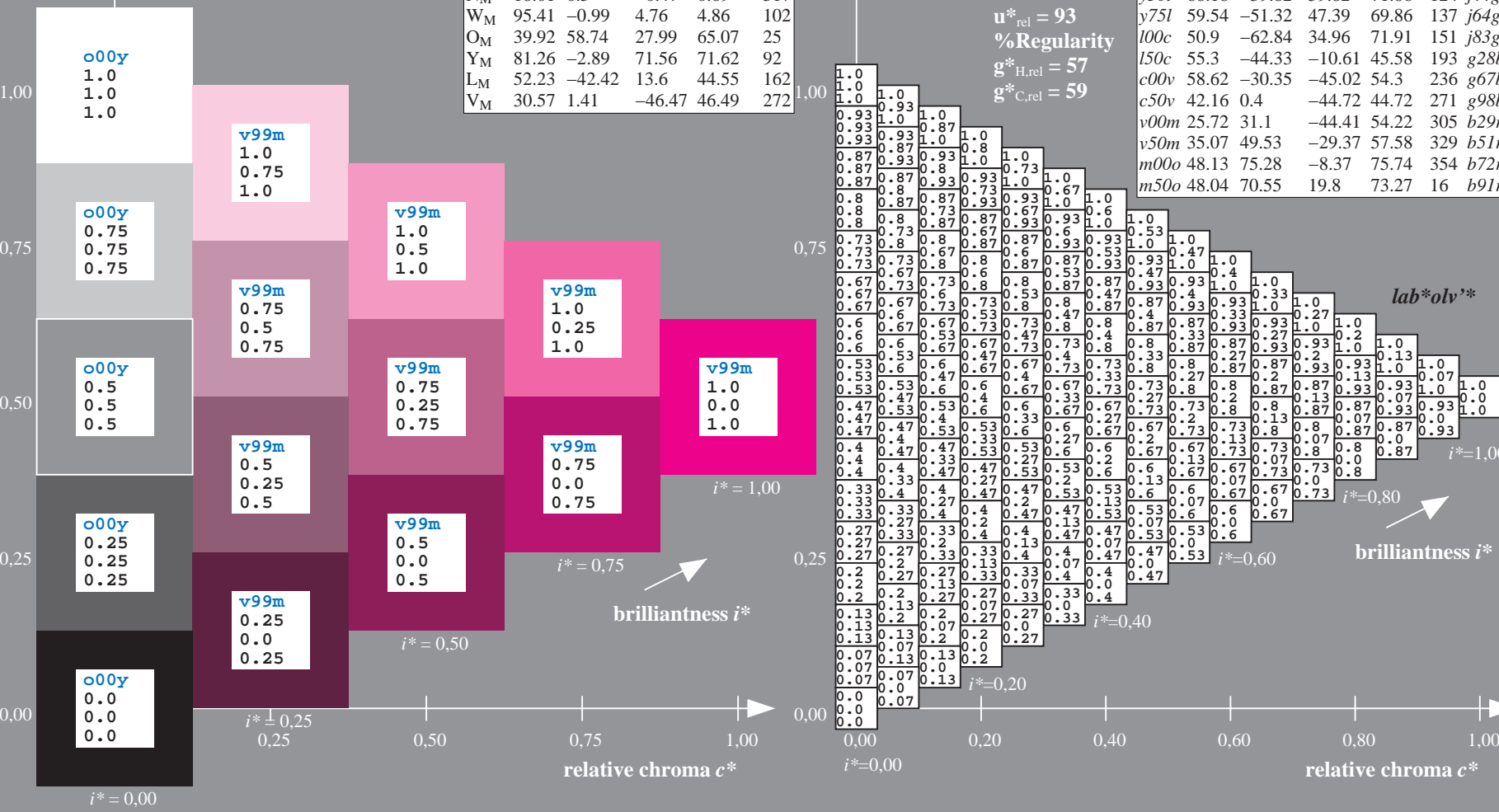
$LAB^*LAB^*_{Ma}$ : 48 75 -8  
 $LAB^*LCH^*_{Ma}$ : 48 76 353  
 $lab^*olv^*_{Ma}$ : 1.0 0.0 1.0  
 $lab^*rgb^*_{Ma}$ : 1.0 0.0 0.56

triangle lightness  $t^*$

%Gamut  
 $u^*_{rel} = 93$   
 %Regularity  
 $g^*_{H,rel} = 57$   
 $g^*_{C,rel} = 59$

ORS18\_95aM; adapted (a) CIELAB data

	$u^*_d$	$L^*=L^*$	$a^*_a$	$b^*_a$	$C^*_{ab,a}$	$h^*_{ab,a}$	$u^*_e$
$o00y$	47.94	65.39	50.52	82.63	38	$r18j$	
$o25y$	58.38	46.78	60.66	76.6	52	$r40j$	
$o50y$	67.98	29.66	69.99	76.02	67	$r62j$	
$o75y$	78.09	11.63	79.82	80.66	82	$r83j$	
$y00l$	90.37	-10.27	91.75	92.32	96	$j06g$	
$y25l$	77.89	-26.88	73.8	78.54	110	$j25g$	
$y50l$	68.18	-39.82	59.82	71.86	124	$j44g$	
$y75l$	59.54	-51.32	47.39	69.86	137	$j64g$	
$l00c$	50.9	-62.84	34.96	71.91	151	$j83g$	
$l50c$	55.3	-44.33	-10.61	45.58	193	$g28b$	
$c00v$	58.62	-30.35	-45.02	54.3	236	$g67b$	
$c50v$	42.16	0.4	-44.72	44.72	271	$g98b$	
$v00m$	25.72	31.1	-44.41	54.22	305	$b29r$	
$v50m$	35.07	49.53	-29.37	57.58	329	$b51r$	
$m00o$	48.13	75.28	-8.37	75.74	354	$b72r$	
$m50o$	48.04	70.55	19.8	73.27	16	$b91r$	



See for similar files: <http://www.ps.bam.de/Ee64/>; [www.ps.bam.de/Ee.HTM](http://www.ps.bam.de/Ee.HTM)  
 Technical information: <http://www.ps.bam.de> Version 2.1, io=1,1, ColSPx=1

BAM registration: 20081001-Ee64/10L/L64E00NP.PS/.PDF BAM material: code=rhadata  
 application for evaluation and measurement of printer or monitor systems

Input and output: Colorimetric Printer Reflective System ORS18\_95aM for relative CIELAB hue  $h^* = lab^*h^* = h_{ab}/360 = 0.044$

data for any colour:

$lab^*tch^*$  and  $lab^*icu^*$

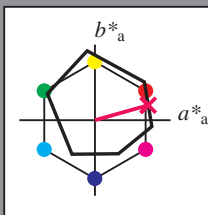
Hue texts:

$u^*_d = m50o$   $u^*_e = b91r$

contrast reduction factor:

$c_R = 1.0$

triangle lightness  $t^*$



ORS18\_95aM; CIELAB data

	$u^*_d$	$L^*=L^*$	$a^*$	$b^*$	$C^*_{ab}$	$h^*_{ab}$
$O_M$	47.94	65.31	52.07	83.53	39	
$Y_M$	90.37	-11.16	96.17	96.82	97	
$L_M$	50.9	-62.97	36.71	72.89	150	
$C_M$	58.62	-30.63	-42.75	52.59	234	
$V_M$	25.72	31.45	-44.36	54.38	305	
$M_M$	48.13	75.2	-6.8	75.51	355	
$N_M$	18.01	0.5	-0.47	0.69	317	
$W_M$	95.41	-0.99	4.76	4.86	102	
$O_M$	39.92	58.74	27.99	65.07	25	
$Y_M$	81.26	-2.89	71.56	71.62	92	
$L_M$	52.23	-42.42	13.6	44.55	162	
$V_M$	30.57	1.41	-46.47	46.49	272	

Data for maximum colour ( $M_a$ ):

$LAB^*LAB^*_{Ma}$ : 48 71 20

$LAB^*LCH^*_{Ma}$ : 48 73 15

$lab^*olv^*_{Ma}$ : 1.0 0.0 0.5

$lab^*rgb^*_{Ma}$ : 1.0 0.0 0.17

triangle lightness  $t^*$

%Gamut

$u^*_{rel} = 93$

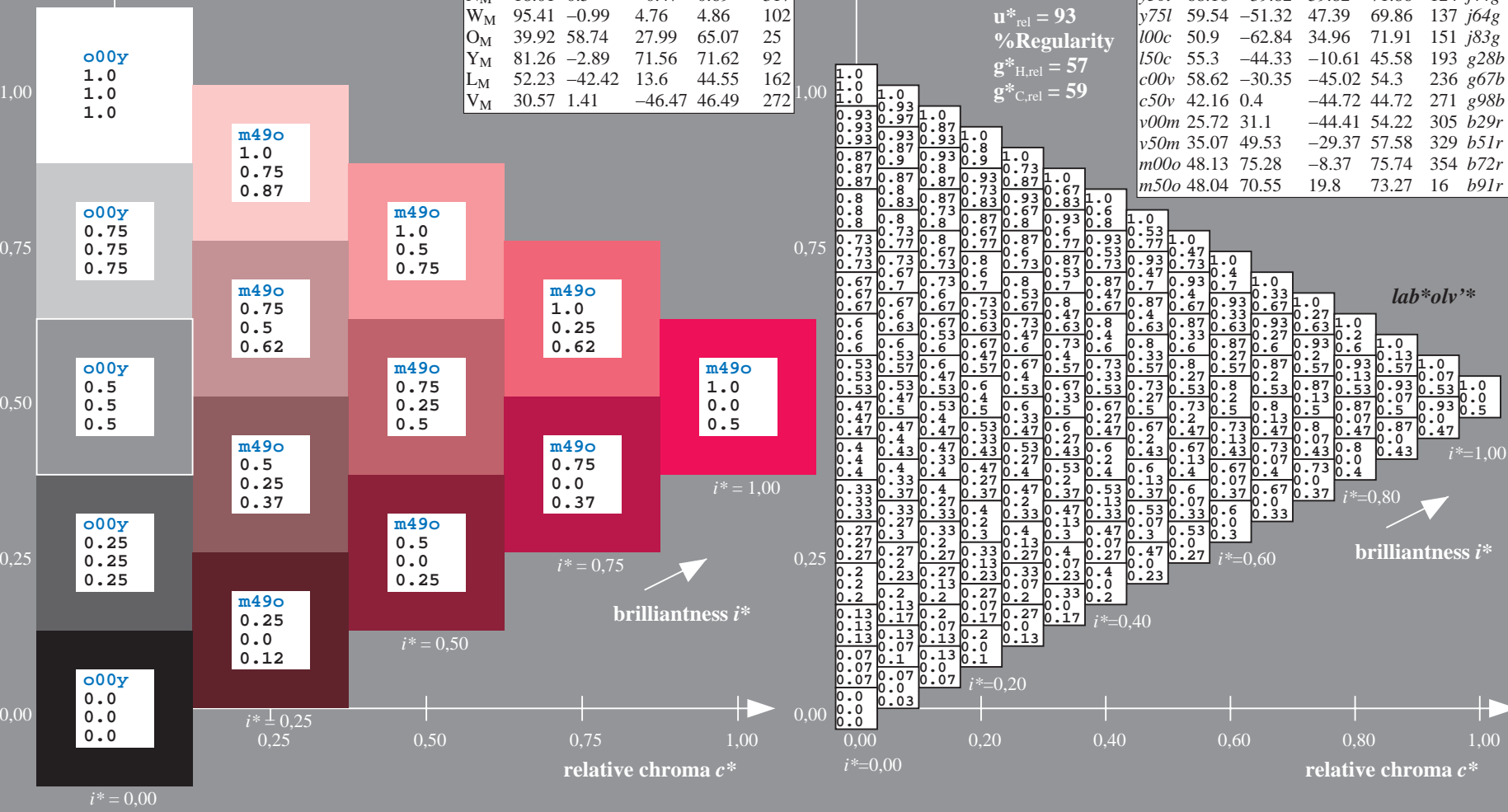
%Regularity

$g^*_{H,rel} = 57$

$g^*_{C,rel} = 59$

ORS18\_95aM; adapted (a) CIELAB data

	$u^*_d$	$L^*=L^*$	$a^*_a$	$b^*_a$	$C^*_{ab,a}$	$h^*_{ab,a}$	$u^*_e$
$o00y$	47.94	65.39	50.52	82.63	38	$r18j$	
$o25y$	58.38	46.78	60.66	76.6	52	$r40j$	
$o50y$	67.98	29.66	69.99	76.02	67	$r62j$	
$o75y$	78.09	11.63	79.82	80.66	82	$r83j$	
$y00l$	90.37	-10.27	91.75	92.32	96	$j06g$	
$y25l$	77.89	-26.88	73.8	78.54	110	$j25g$	
$y50l$	68.18	-39.82	59.82	71.86	124	$j44g$	
$y75l$	59.54	-51.32	47.39	69.86	137	$j64g$	
$l00c$	50.9	-62.84	34.96	71.91	151	$j83g$	
$l50c$	55.3	-44.33	-10.61	45.58	193	$g28b$	
$c00v$	58.62	-30.35	-45.02	54.3	236	$g67b$	
$c50v$	42.16	0.4	-44.72	44.72	271	$g98b$	
$v00m$	25.72	31.1	-44.41	54.22	305	$b29r$	
$v50m$	35.07	49.53	-29.37	57.58	329	$b51r$	
$m00o$	48.13	75.28	-8.37	75.74	354	$b72r$	
$m50o$	48.04	70.55	19.8	73.27	16	$b91r$	



See for similar files: <http://www.ps.bam.de/Ee64/>; [www.ps.bam.de/Ee.HTM](http://www.ps.bam.de/Ee.HTM)  
 Technical information: <http://www.ps.bam.de> Version 2.1, io=1,1, ColSPx=1

BAM registration: 20081001-Ee64/10L/L64E00NP.PS/.PDF BAM material: code=rhadata  
 application for evaluation and measurement of printer or monitor systems

See for similar files: <http://www.ps.bam.de/Ee64/>; [www.ps.bam.de/Version 2.1, io=1,1, ColSpX=1](http://www.ps.bam.de/Version 2.1, io=1,1, ColSpX=1)  
 Technical information: <http://www.ps.bam.de>

BAM registration: 20081001-Ee64/10L/L64E00NP.PS/.PDF BAM material: code=rh4ta  
 application for evaluation and measurement of printer or monitor systems

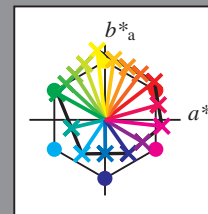
	A	B	C	D	E	F	G	H	I	J	K	L	M	N	O	P	Q	R	S	T	U	V	W	X	Y	Z	a	b	c	d	e	f	g	h	i	j	k	lab*oly*						
01	0.0	0.0	0.0	0.0	0.0	0.0	0.0	0.0	0.0	0.13	0.12	0.12	0.12	0.12	0.12	0.12	0.12	0.12	0.12	0.25	0.25	0.25	0.25	0.25	0.25	0.25	0.25	1.0	1.0	1.0	1.0	1.0	1.0	1.0	1.0	1.0	1.0	1.0	0.0	0.0	0.0	0.0		
02	0.0	0.0	0.0	0.0	0.0	0.0	0.0	0.0	0.0	0.12	0.13	0.13	0.13	0.13	0.13	0.13	0.13	0.13	0.25	0.25	0.25	0.25	0.25	0.25	0.25	0.25	1.0	1.0	1.0	1.0	1.0	1.0	1.0	1.0	1.0	1.0	1.0	1.0	0.0	0.0	0.0	0.0		
03	0.0	0.0	0.0	0.0	0.0	0.0	0.0	0.0	0.0	0.12	0.13	0.13	0.13	0.13	0.13	0.13	0.13	0.13	0.25	0.25	0.25	0.25	0.25	0.25	0.25	0.25	1.0	1.0	1.0	1.0	1.0	1.0	1.0	1.0	1.0	1.0	1.0	1.0	0.0	0.0	0.0	0.0		
04	0.0	0.0	0.0	0.0	0.0	0.0	0.0	0.0	0.0	0.12	0.13	0.13	0.13	0.13	0.13	0.13	0.13	0.13	0.25	0.25	0.25	0.25	0.25	0.25	0.25	0.25	1.0	1.0	1.0	1.0	1.0	1.0	1.0	1.0	1.0	1.0	1.0	1.0	0.0	0.0	0.0	0.0		
05	0.0	0.0	0.0	0.0	0.0	0.0	0.0	0.0	0.0	0.12	0.13	0.13	0.13	0.13	0.13	0.13	0.13	0.13	0.25	0.25	0.25	0.25	0.25	0.25	0.25	0.25	1.0	1.0	1.0	1.0	1.0	1.0	1.0	1.0	1.0	1.0	1.0	1.0	0.0	0.0	0.0	0.0		
06	0.0	0.0	0.0	0.0	0.0	0.0	0.0	0.0	0.0	0.12	0.13	0.13	0.13	0.13	0.13	0.13	0.13	0.13	0.25	0.25	0.25	0.25	0.25	0.25	0.25	0.25	1.0	1.0	1.0	1.0	1.0	1.0	1.0	1.0	1.0	1.0	1.0	1.0	0.0	0.0	0.0	0.0		
07	0.0	0.0	0.0	0.0	0.0	0.0	0.0	0.0	0.0	0.12	0.13	0.13	0.13	0.13	0.13	0.13	0.13	0.13	0.25	0.25	0.25	0.25	0.25	0.25	0.25	0.25	1.0	1.0	1.0	1.0	1.0	1.0	1.0	1.0	1.0	1.0	1.0	1.0	0.0	0.0	0.0	0.0		
08	0.0	0.0	0.0	0.0	0.0	0.0	0.0	0.0	0.0	0.12	0.13	0.13	0.13	0.13	0.13	0.13	0.13	0.13	0.25	0.25	0.25	0.25	0.25	0.25	0.25	0.25	1.0	1.0	1.0	1.0	1.0	1.0	1.0	1.0	1.0	1.0	1.0	1.0	0.0	0.0	0.0	0.0		
09	0.0	0.0	0.0	0.0	0.0	0.0	0.0	0.0	0.0	0.12	0.13	0.13	0.13	0.13	0.13	0.13	0.13	0.13	0.25	0.25	0.25	0.25	0.25	0.25	0.25	0.25	1.0	1.0	1.0	1.0	1.0	1.0	1.0	1.0	1.0	1.0	1.0	1.0	1.0	1.0	0.0	0.0	0.0	0.0
10	0.38	0.38	0.38	0.37	0.37	0.37	0.37	0.37	0.37	0.5	0.5	0.5	0.5	0.5	0.5	0.5	0.5	0.5	0.63	0.63	0.63	0.63	0.63	0.63	0.63	0.63	1.0	1.0	1.0	1.0	1.0	1.0	1.0	1.0	1.0	1.0	1.0	1.0	0.0	0.0	0.0	0.0		
11	0.38	0.38	0.38	0.37	0.37	0.37	0.37	0.37	0.37	0.5	0.5	0.5	0.5	0.5	0.5	0.5	0.5	0.5	0.63	0.63	0.63	0.63	0.63	0.63	0.63	0.63	1.0	1.0	1.0	1.0	1.0	1.0	1.0	1.0	1.0	1.0	1.0	1.0	0.0	0.0	0.0	0.0		
12	0.38	0.38	0.38	0.37	0.37	0.37	0.37	0.37	0.37	0.5	0.5	0.5	0.5	0.5	0.5	0.5	0.5	0.5	0.63	0.63	0.63	0.63	0.63	0.63	0.63	0.63	1.0	1.0	1.0	1.0	1.0	1.0	1.0	1.0	1.0	1.0	1.0	1.0	1.0	0.0	0.0	0.0	0.0	
13	0.37	0.37	0.37	0.38	0.38	0.38	0.38	0.38	0.38	0.5	0.5	0.5	0.5	0.5	0.5	0.5	0.5	0.5	0.63	0.63	0.63	0.63	0.63	0.63	0.63	0.63	1.0	1.0	1.0	1.0	1.0	1.0	1.0	1.0	1.0	1.0	1.0	1.0	0.0	0.0	0.0	0.0		
14	0.37	0.37	0.37	0.38	0.38	0.38	0.38	0.38	0.38	0.5	0.5	0.5	0.5	0.5	0.5	0.5	0.5	0.5	0.63	0.63	0.63	0.63	0.63	0.63	0.63	0.63	1.0	1.0	1.0	1.0	1.0	1.0	1.0	1.0	1.0	1.0	1.0	1.0	0.0	0.0	0.0	0.0		
15	0.37	0.37	0.37	0.38	0.38	0.38	0.38	0.38	0.38	0.5	0.5	0.5	0.5	0.5	0.5	0.5	0.5	0.5	0.63	0.63	0.63	0.63	0.63	0.63	0.63	0.63	1.0	1.0	1.0	1.0	1.0	1.0	1.0	1.0	1.0	1.0	1.0	1.0	0.0	0.0	0.0	0.0		
16	0.37	0.37	0.37	0.38	0.38	0.38	0.38	0.38	0.38	0.5	0.5	0.5	0.5	0.5	0.5	0.5	0.5	0.5	0.63	0.63	0.63	0.63	0.63	0.63	0.63	0.63	1.0	1.0	1.0	1.0	1.0	1.0	1.0	1.0	1.0	1.0	1.0	1.0	0.0	0.0	0.0	0.0		
17	0.37	0.37	0.37	0.38	0.38	0.38	0.38	0.38	0.38	0.5	0.5	0.5	0.5	0.5	0.5	0.5	0.5	0.5	0.63	0.63	0.63	0.63	0.63	0.63	0.63	0.63	1.0	1.0	1.0	1.0	1.0	1.0	1.0	1.0	1.0	1.0	1.0	1.0	0.0	0.0	0.0	0.0		
18	0.37	0.37	0.37	0.38	0.38	0.38	0.38	0.38	0.38	0.5	0.5	0.5	0.5	0.5	0.5	0.5	0.5	0.5	0.63	0.63	0.63	0.63	0.63	0.63	0.63	0.63	1.0	1.0	1.0	1.0	1.0	1.0	1.0	1.0	1.0	1.0	1.0	1.0	0.0	0.0	0.0	0.0		
19	0.75	0.75	0.75	0.75	0.75	0.75	0.75	0.75	0.75	0.88	0.88	0.88	0.88	0.88	0.88	0.88	0.88	0.88	0.87	0.87	0.87	0.87	0.87	0.87	0.87	1.0	1.0	1.0	1.0	1.0	1.0	1.0	1.0	1.0	1.0	1.0	1.0	1.0	0.0	0.0	0.0	0.0		
20	0.75	0.75	0.75	0.75	0.75	0.75	0.75	0.75	0.75	0.88	0.88	0.88	0.88	0.88	0.88	0.88	0.88	0.88	0.87	0.87	0.87	0.87	0.87	0.87	0.87	1.0	1.0	1.0	1.0	1.0	1.0	1.0	1.0	1.0	1.0	1.0	1.0	1.0	0.0	0.0	0.0	0.0		
21	0.75	0.75	0.75	0.75	0.75	0.75	0.75	0.75	0.75	0.88	0.88	0.88	0.88	0.88	0.88	0.88	0.88	0.88	0.87	0.87	0.87	0.87	0.87	0.87	0.87	1.0	1.0	1.0	1.0	1.0	1.0	1.0	1.0	1.0	1.0	1.0	1.0	1.0	0.0	0.0	0.0	0.0		
22	0.75	0.75	0.75	0.75	0.75	0.75	0.75	0.75	0.75	0.88	0.88	0.88	0.88	0.88	0.88	0.88	0.88	0.88	0.87	0.87	0.87	0.87	0.87	0.87	0.87	1.0	1.0	1.0	1.0	1.0	1.0	1.0	1.0	1.0	1.0	1.0	1.0	1.0	0.0	0.0	0.0	0.0		
23	0.75	0.75	0.75	0.75	0.75	0.75	0.75	0.75	0.75	0.88	0.88	0.88	0.88	0.88	0.88	0.88	0.88	0.88	0.87	0.87	0.87	0.87	0.87	0.87	0.87	1.0	1.0	1.0	1.0	1.0	1.0	1.0	1.0	1.0	1.0	1.0	1.0	1.0	0.0	0.0	0.0	0.0		
24	0.75	0.75	0.75	0.75	0.75	0.75	0.75	0.75	0.75	0.88	0.88	0.88	0.88	0.88	0.88	0.88	0.88	0.88	0.87	0.87	0.87	0.87	0.87	0.87	0.87	1.0	1.0	1.0	1.0	1.0	1.0	1.0	1.0	1.0	1.0	1.0	1.0	1.0	1.0	0.0	0.0	0.0	0.0	
25	0.62	0.62	0.62	0.62	0.62	0.63	0.63	0.63	0.63	0.62	0.62	0.62	0.62	0.62	0.62	0.62	0.62	0.63	0.63	0.63	0.63	0.63	0.63	0.63	0.63	1.0	1.0	1.0	1.0	1.0	1.0	1.0	1.0	1.0	1.0	1.0	1.0	1.0	0.0	0.0	0.0	0.0		
26	0.75	0.75	0.75	0.75	0.75	0.75	0.75	0.75	0.75	0.88	0.88	0.88	0.88	0.88	0.88	0.88	0.88	0.88	0.87	0.87	0.87	0.87	0.87	0.87	0.87	1.0	1.0	1.0	1.0	1.0	1.0	1.0	1.0	1.0	1.0	1.0	1.0	1.0	1.0	0.0	0.0	0.0	0.0	
27	0.75	0.75	0.75	0.75	0.75	0.75	0.75	0.75	0.75	0.87	0.87	0.87	0.87	0.87	0.87	0.87	0.87	0.87	0.87	0.87	0.87	0.87	0.87	0.87	0.87	1.0	1.0	1.0	1.0	1.0	1.0	1.0	1.0	1.0	1.0	1.0	1.0	1.0	1.0	0.0	0.0	0.0	0.0	

Input and output:  
 Colorimetric Printer Reflective System ORS18\_95aM  
 data for any colour:

$u^*_d$  and number  $no. = 00 \dots 15$   
 device hue text:  
 $u^*_d = 16$  hues  $o00y, o25y, \dots, m50o$   
 contrast reduction factor:  
 $c_R = 1.0$

ORS18\_95aM; adapted (a) CIELAB data

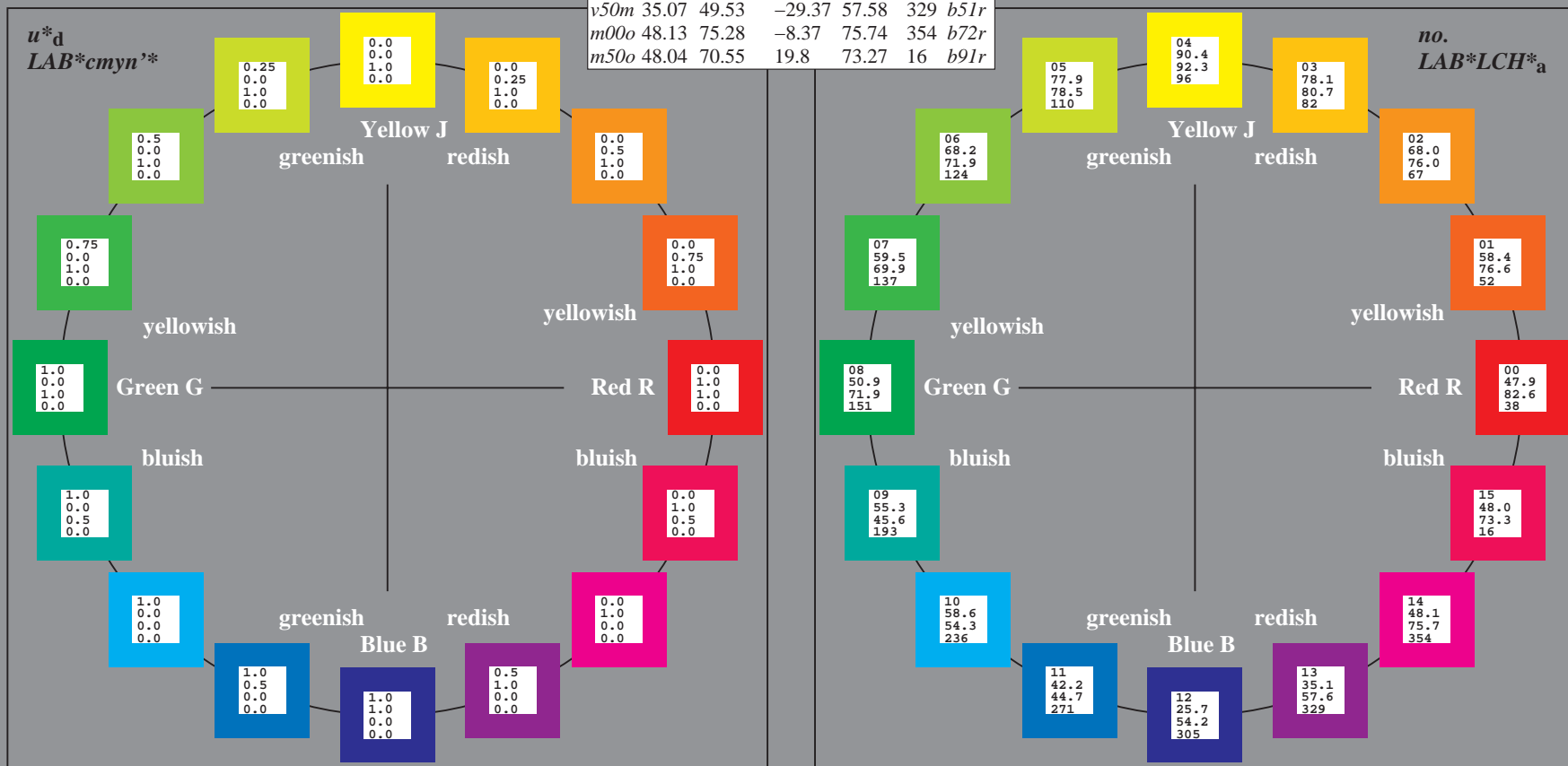
$u^*_d$	$L^*=L^*_a$	$a^*_a$	$b^*_a$	$C^*_{ab,a}$	$h^*_{ab,a}$	$u^*_e$
<i>o00y</i>	47.94	65.39	50.52	82.63	38	<i>r18j</i>
<i>o25y</i>	58.38	46.78	60.66	76.6	52	<i>r40j</i>
<i>o50y</i>	67.98	29.66	69.99	76.02	67	<i>r62j</i>
<i>o75y</i>	78.09	11.63	79.82	80.66	82	<i>r83j</i>
<i>y00l</i>	90.37	-10.27	91.75	92.32	96	<i>j06g</i>
<i>y25l</i>	77.89	-26.88	73.8	78.54	110	<i>j25g</i>
<i>y50l</i>	68.18	-39.82	59.82	71.86	124	<i>j44g</i>
<i>y75l</i>	59.54	-51.32	47.39	69.86	137	<i>j64g</i>
<i>l00c</i>	50.9	-62.84	-34.96	71.91	151	<i>j83g</i>
<i>c00v</i>	55.3	-44.33	10.61	45.58	193	<i>g28b</i>
<i>c50v</i>	58.62	-30.35	-45.02	54.3	236	<i>g67b</i>
<i>c50v</i>	42.16	0.4	-44.72	44.72	271	<i>g98b</i>
<i>v00m</i>	25.72	31.1	-44.41	54.22	305	<i>b29r</i>
<i>v50m</i>	35.07	49.53	-29.37	57.58	329	<i>b51r</i>
<i>m00o</i>	48.13	75.28	-8.37	75.74	354	<i>b72r</i>
<i>m50o</i>	48.04	70.55	19.8	73.27	16	<i>b91r</i>



%Gamut  
 $u^*_{rel} = 93$   
 %Regularity  
 $g^*_{H,rel} = 57$   
 $g^*_{C,rel} = 59$

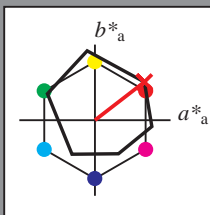
ORS18\_95aM; CIELAB data

Name	$L^*=L^*$	$a^*$	$b^*$	$C^*_{ab}$	$h^*_{ab}$
$O_M$	47.94	65.31	52.07	83.53	39
$Y_M$	90.37	-11.16	96.17	96.82	97
$L_M$	50.9	-62.97	36.71	72.89	150
$C_M$	58.62	-30.63	-42.75	52.59	234
$V_M$	25.72	31.45	-44.36	54.38	305
$M_M$	48.13	75.2	-6.8	75.51	355
$N_M$	18.01	0.5	-0.47	0.69	317
$W_M$	95.41	-0.99	4.76	4.86	102
$O_{CIE}$	39.92	58.74	27.99	65.07	25
$Y_{CIE}$	81.26	-2.89	71.56	71.62	92
$L_{CIE}$	52.23	-42.42	13.6	44.55	162
$V_{CIE}$	30.57	1.41	-46.47	46.49	272



Input and output: Colorimetric Printer Reflective System ORS18\_95aM for relative CIELAB hue  $h^* = lab^*h^* = h_{ab}/360 = 0.105$

data for any colour:  
 $lab^*tch^*$  and  $lab^*icu^*$   
 Hue texts:  
 $u^*_d = o00y$   $u^*_e = r18j$   
 contrast reduction factor:  
 $c_R = 1.0$   
 triangle lightness  $t^*$



ORS18\_95aM; CIELAB data

$u^*_d$	$L^*=L^*$	$a^*$	$b^*$	$C^*_{ab}$	$h^*_{ab}$
O <sub>M</sub>	47.94	65.31	52.07	83.53	39
Y <sub>M</sub>	90.37	-11.16	96.17	96.82	97
L <sub>M</sub>	50.9	-62.97	36.71	72.89	150
C <sub>M</sub>	58.62	-30.63	-42.75	52.59	234
V <sub>M</sub>	25.72	31.45	-44.36	54.38	305
M <sub>M</sub>	48.13	75.2	-6.8	75.51	355
N <sub>M</sub>	18.01	0.5	-0.47	0.69	317
W <sub>M</sub>	95.41	-0.99	4.76	4.86	102
O <sub>M</sub>	39.92	58.74	27.99	65.07	25
Y <sub>M</sub>	81.26	-2.89	71.56	71.62	92
L <sub>M</sub>	52.23	-42.42	13.6	44.55	162
V <sub>M</sub>	30.57	1.41	-46.47	46.49	272

Data for maximum colour (Ma):

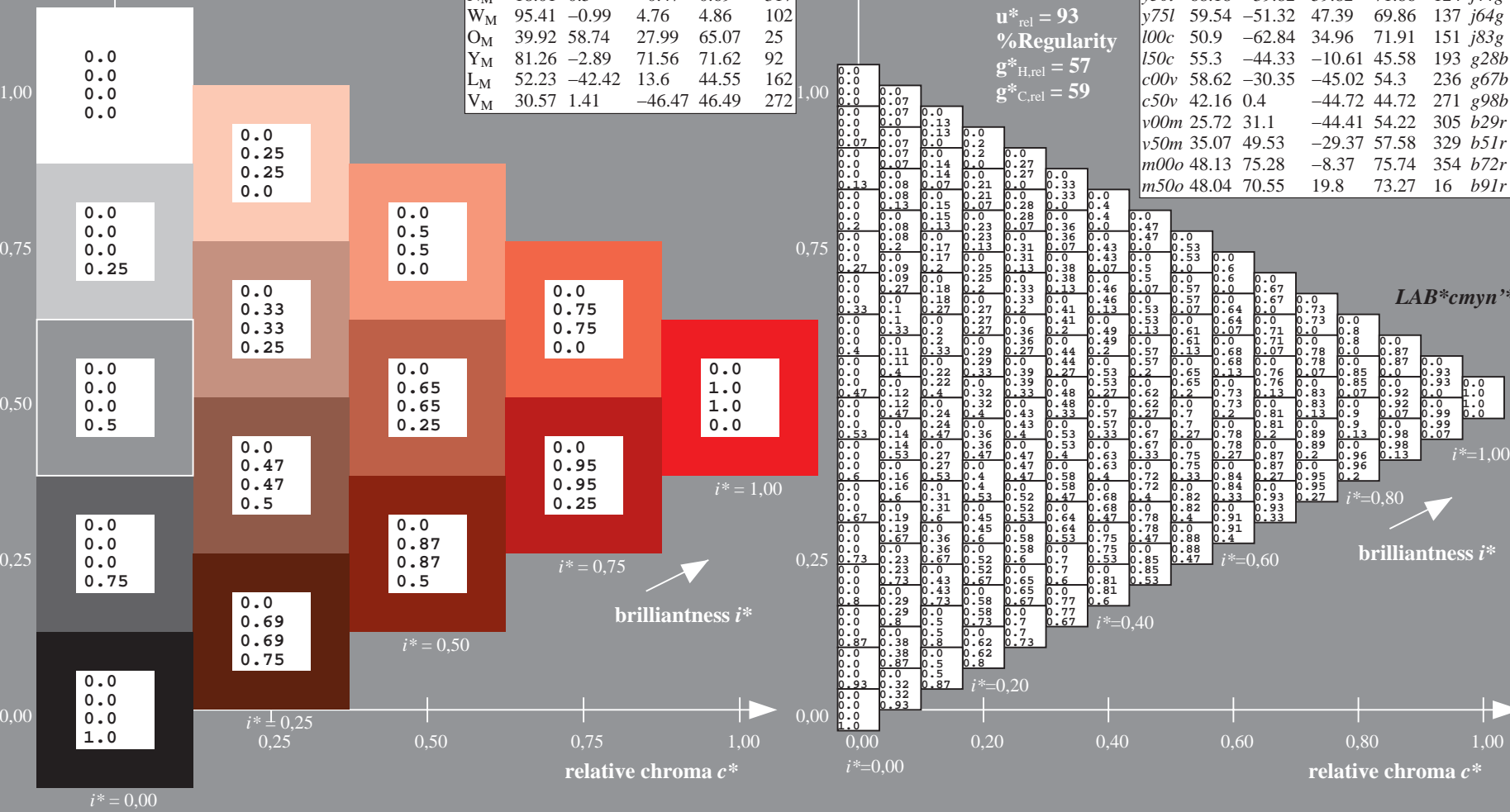
$LAB^*LAB^*_{Ma}$ : 48 65 51  
 $LAB^*LCH^*_{Ma}$ : 48 83 37  
 $lab^*olv^*_{Ma}$ : 1.0 0.0 0.0  
 $lab^*rgb^*_{Ma}$ : 1.0 0.18 0.0

triangle lightness  $t^*$

%Gamut  
 $u^*_{rel} = 93$   
 %Regularity  
 $g^*_{H,rel} = 57$   
 $g^*_{C,rel} = 59$

ORS18\_95aM; adapted (a) CIELAB data

$u^*_d$	$L^*=L^*_a$	$a^*_a$	$b^*_a$	$C^*_{ab,a}$	$h^*_{ab,a}$	$u^*_e$
<i>o00y</i>	47.94	65.39	50.52	82.63	38	<i>r18j</i>
<i>o25y</i>	58.38	46.78	60.66	76.6	52	<i>r40j</i>
<i>o50y</i>	67.98	29.66	69.99	76.02	67	<i>r62j</i>
<i>o75y</i>	78.09	11.63	79.82	80.66	82	<i>r83j</i>
<i>y00l</i>	90.37	-10.27	91.75	92.32	96	<i>j06g</i>
<i>y25l</i>	77.89	-26.88	73.8	78.54	110	<i>j25g</i>
<i>y50l</i>	68.18	-39.82	59.82	71.86	124	<i>j44g</i>
<i>y75l</i>	59.54	-51.32	47.39	69.86	137	<i>j64g</i>
<i>l00c</i>	50.9	-62.84	34.96	71.91	151	<i>j83g</i>
<i>l50c</i>	55.3	-44.33	-10.61	45.58	193	<i>g28b</i>
<i>c00v</i>	58.62	-30.35	-45.02	54.3	236	<i>g67b</i>
<i>c50v</i>	42.16	0.4	-44.72	44.72	271	<i>g98b</i>
<i>v00m</i>	25.72	31.1	-44.41	54.22	305	<i>b29r</i>
<i>v50m</i>	35.07	49.53	-29.37	57.58	329	<i>b51r</i>
<i>m00o</i>	48.13	75.28	-8.37	75.74	354	<i>b72r</i>
<i>m50o</i>	48.04	70.55	19.8	73.27	16	<i>b91r</i>

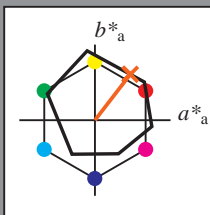


See for similar files: <http://www.ps.bam.de/Ee64/>; [www.ps.bam.de/Ee64/](http://www.ps.bam.de/Ee64/); [www.ps.bam.de/Ee64/](http://www.ps.bam.de/Ee64/)  
 Technical information: <http://www.ps.bam.de> Version 2.1, io=1,1, ColSpx=1

BAM registration: 20081001-Ee64/10L/L64E00NP.PS/.PDF BAM material: code=rhadata  
 application for evaluation and measurement of printer or monitor systems

Input and output: Colorimetric Printer Reflective System ORS18\_95aM for relative CIELAB hue  $h^* = lab^*h^* = h_{ab}/360 = 0.145$

data for any colour:  
 $lab^*tch^*$  and  $lab^*icu^*$   
 Hue texts:  
 $u^*_d = o25y$   $u^*_e = r40j$   
 contrast reduction factor:  
 $c_R = 1.0$   
 triangle lightness  $t^*$



ORS18\_95aM; CIELAB data

$u^*_d$	$L^*=L^*$	$a^*$	$b^*$	$C^*_{ab}$	$h^*_{ab}$
O <sub>M</sub>	47.94	65.31	52.07	83.53	39
Y <sub>M</sub>	90.37	-11.16	96.17	96.82	97
L <sub>M</sub>	50.9	-62.97	36.71	72.89	150
C <sub>M</sub>	58.62	-30.63	-42.75	52.59	234
V <sub>M</sub>	25.72	31.45	-44.36	54.38	305
M <sub>M</sub>	48.13	75.2	-6.8	75.51	355
N <sub>M</sub>	18.01	0.5	-0.47	0.69	317
W <sub>M</sub>	95.41	-0.99	4.76	4.86	102
O <sub>M</sub>	39.92	58.74	27.99	65.07	25
Y <sub>M</sub>	81.26	-2.89	71.56	71.62	92
L <sub>M</sub>	52.23	-42.42	13.6	44.55	162
V <sub>M</sub>	30.57	1.41	-46.47	46.49	272

Data for maximum colour (Ma):

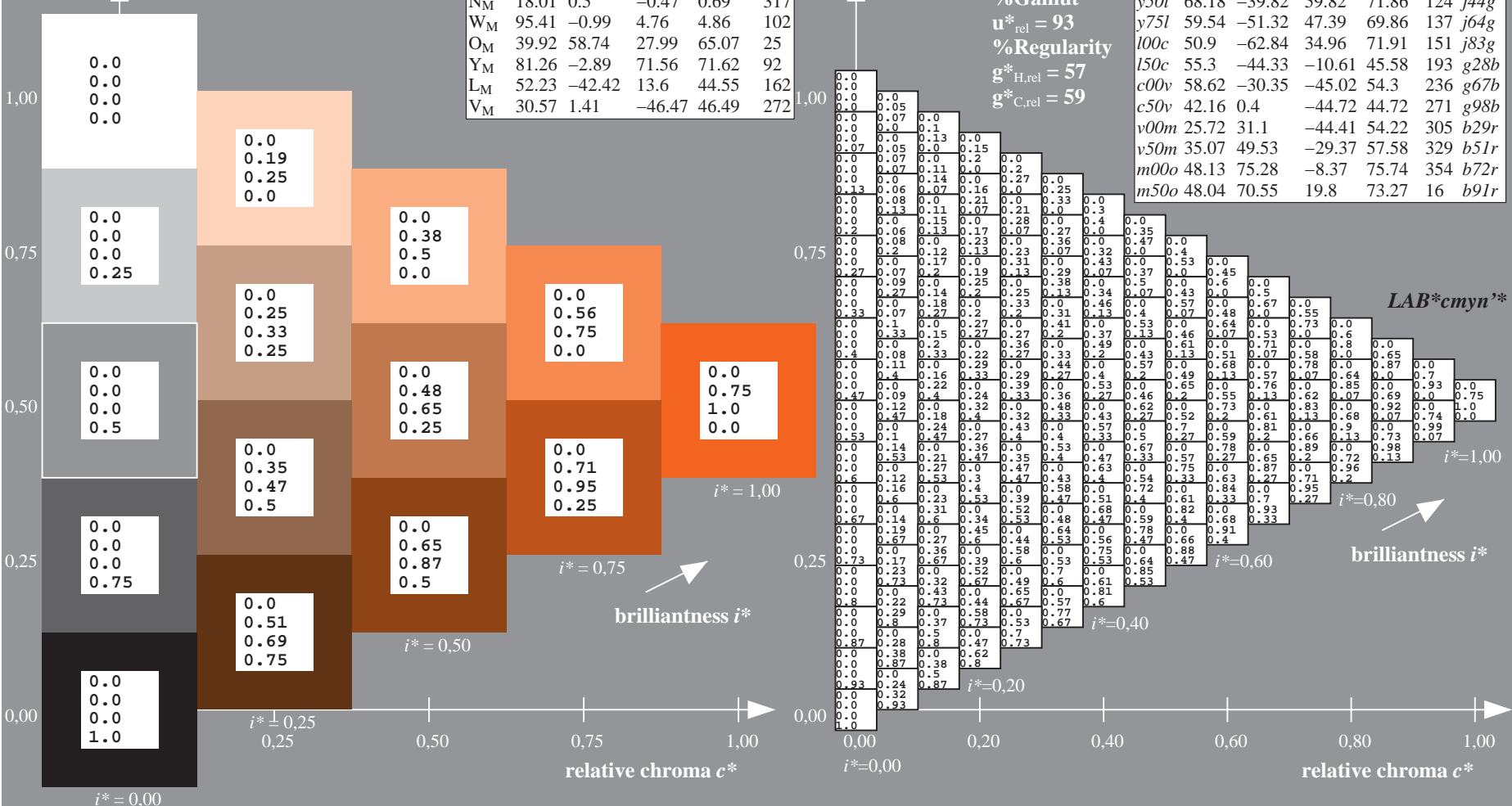
$LAB^*LAB^*_{Ma}$ : 58 47 61  
 $LAB^*LCH^*_{Ma}$ : 58 77 52  
 $lab^*olv^*_{Ma}$ : 1.0 0.25 0.0  
 $lab^*rgb^*_{Ma}$ : 1.0 0.4 0.0

triangle lightness  $t^*$

%Gamut  
 $u^*_{rel} = 93$   
 %Regularity  
 $g^*_{H,rel} = 57$   
 $g^*_{C,rel} = 59$

ORS18\_95aM; adapted (a) CIELAB data

$u^*_d$	$L^*=L^*_a$	$a^*_a$	$b^*_a$	$C^*_{ab,a}$	$h^*_{ab,a}$	$u^*_e$
o00y	47.94	65.39	50.52	82.63	38	r18j
o25y	58.38	46.78	60.66	76.6	52	r40j
o50y	67.98	29.66	69.99	76.02	67	r62j
o75y	78.09	11.63	79.82	80.66	82	r83j
y00l	90.37	-10.27	91.75	92.32	96	j06g
y25l	77.89	-26.88	73.8	78.54	110	j25g
y50l	68.18	-39.82	59.82	71.86	124	j44g
y75l	59.54	-51.32	47.39	69.86	137	j64g
l00c	50.9	-62.84	34.96	71.91	151	j83g
l50c	55.3	-44.33	-10.61	45.58	193	g28b
c00v	58.62	-30.35	-45.02	54.3	236	g67b
c50v	42.16	0.4	-44.72	44.72	271	g98b
v00m	25.72	31.1	-44.41	54.22	305	b29r
v50m	35.07	49.53	-29.37	57.58	329	b51r
m00o	48.13	75.28	-8.37	75.74	354	b72r
m50o	48.04	70.55	19.8	73.27	16	b91r

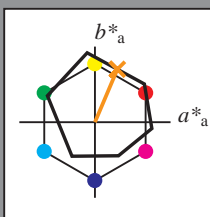


See for similar files: <http://www.ps.bam.de/Ee64/>; [www.ps.bam.de/Ee.HTM](http://www.ps.bam.de/Ee.HTM)  
 Technical information: <http://www.ps.bam.de> Version 2.1, io=1,1, ColSpx=1

BAM registration: 20081001-Ee64/10L/L64E00NP.PS/.PDF BAM material: code=rhadata  
 application for evaluation and measurement of printer or monitor systems

Input and output: Colorimetric Printer Reflective System ORS18\_95aM for relative CIELAB hue  $h^* = lab^*h^* = h_{ab}/360 = 0.186$   
 data for any colour:  
 $lab^*tch^*$  and  $lab^*icu^*$

Hue texts:  
 $u^*_d = o50y$   $u^*_e = r62j$   
 contrast reduction factor:  
 $c_R = 1.0$   
 triangle lightness  $t^*$



ORS18\_95aM; CIELAB data

$u^*_d$	$L^*=L^*$	$a^*$	$b^*$	$C^*_{ab}$	$h^*_{ab}$
O <sub>M</sub>	47.94	65.31	52.07	83.53	39
Y <sub>M</sub>	90.37	-11.16	96.17	96.82	97
L <sub>M</sub>	50.9	-62.97	36.71	72.89	150
C <sub>M</sub>	58.62	-30.63	-42.75	52.59	234
V <sub>M</sub>	25.72	31.45	-44.36	54.38	305
M <sub>M</sub>	48.13	75.2	-6.8	75.51	355
N <sub>M</sub>	18.01	0.5	-0.47	0.69	317
W <sub>M</sub>	95.41	-0.99	4.76	4.86	102
O <sub>M</sub>	39.92	58.74	27.99	65.07	25
Y <sub>M</sub>	81.26	-2.89	71.56	71.62	92
L <sub>M</sub>	52.23	-42.42	13.6	44.55	162
V <sub>M</sub>	30.57	1.41	-46.47	46.49	272

Data for maximum colour (Ma):

$LAB^*LAB^*_{Ma}$ : 68 30 70  
 $LAB^*LCH^*_{Ma}$ : 68 76 67  
 $lab^*olv^*_{Ma}$ : 1.0 0.5 0.0  
 $lab^*rgb^*_{Ma}$ : 1.0 0.62 0.0

triangle lightness  $t^*$

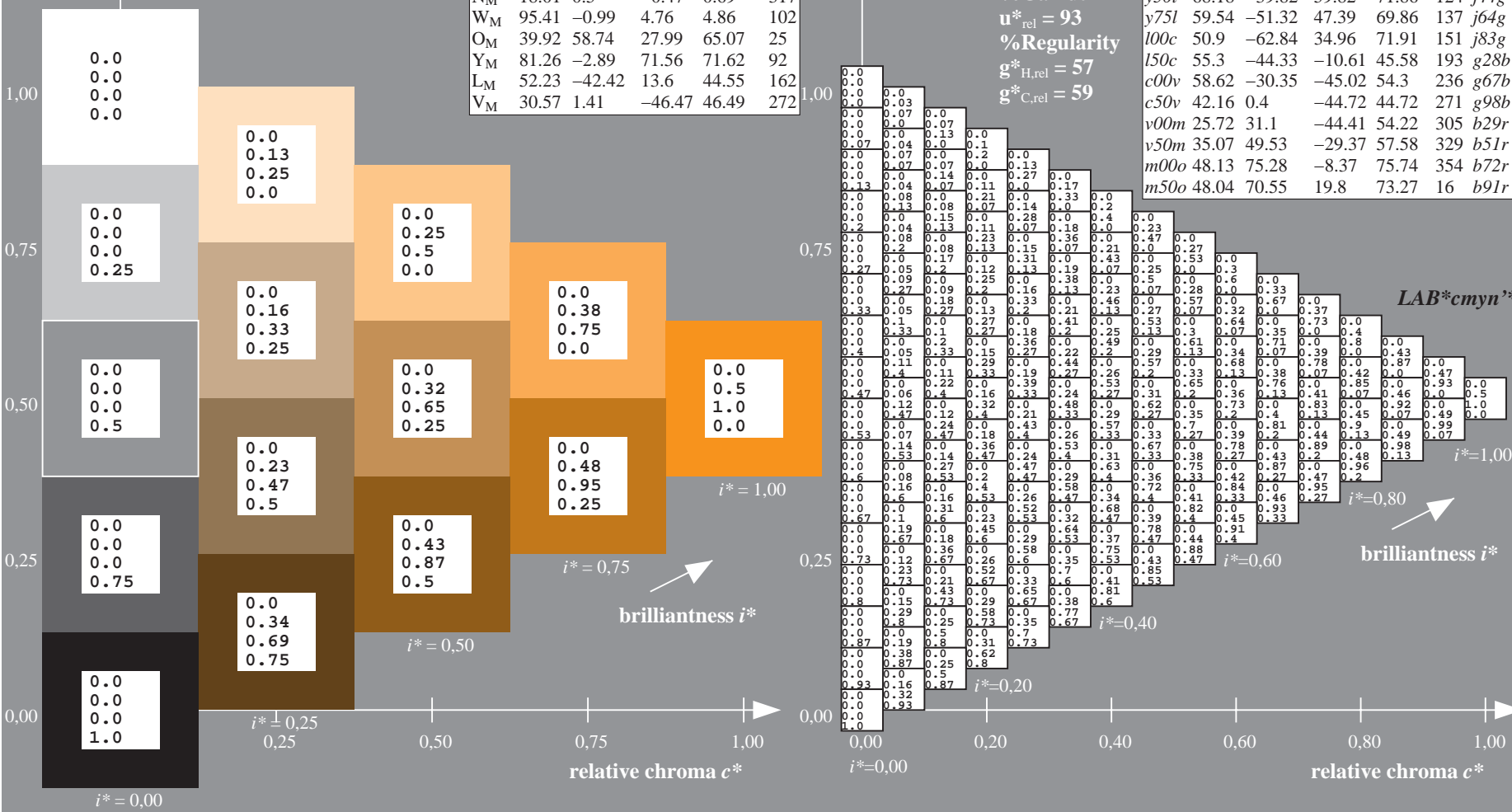
%Gamut  
 $u^*_{rel} = 93$   
 %Regularity  
 $g^*_{H,rel} = 57$   
 $g^*_{C,rel} = 59$

ORS18\_95aM; adapted (a) CIELAB data

$u^*_d$	$L^*=L^*_a$	$a^*_a$	$b^*_a$	$C^*_{ab,a}$	$h^*_{ab,a}$	$u^*_e$
o00y	47.94	65.39	50.52	82.63	38	r18j
o25y	58.38	46.78	60.66	76.6	52	r40j
o50y	67.98	29.66	69.99	76.02	67	r62j
o75y	78.09	11.63	79.82	80.66	82	r83j
y00l	90.37	-10.27	91.75	92.32	96	j06g
y25l	77.89	-26.88	73.8	78.54	110	j25g
y50l	68.18	-39.82	59.82	71.86	124	j44g
y75l	59.54	-51.32	47.39	69.86	137	j64g
l00c	50.9	-62.84	34.96	71.91	151	j83g
l50c	55.3	-44.33	-10.61	45.58	193	g28b
c00v	58.62	-30.35	-45.02	54.3	236	g67b
c50v	42.16	0.4	-44.72	44.72	271	g98b
v00m	25.72	31.1	-44.41	54.22	305	b29r
v50m	35.07	49.53	-29.37	57.58	329	b51r
m00o	48.13	75.28	-8.37	75.74	354	b72r
m50o	48.04	70.55	19.8	73.27	16	b91r

$LAB^*cmy^n^*$

brilliantness  $i^*$



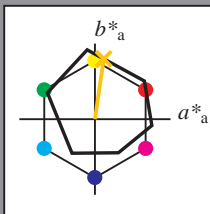
See for similar files: <http://www.ps.bam.de/Ee64/>; [www.ps.bam.de/Ee.HTM](http://www.ps.bam.de/Ee.HTM)  
 Technical information: <http://www.ps.bam.de> Version 2.1, io=1,1, ColSpx=1

BAM registration: 20081001-Ee64/10L/L64E00NP.PS/.PDF BAM material: code=rh4ta  
 application for evaluation and measurement of printer or monitor systems



Input and output: Colorimetric Printer Reflective System ORS18\_95aM for relative CIELAB hue  $h^* = lab^*h^* = h_{ab}/360 = 0.227$   
 data for any colour:

$lab^*tch^*$  and  $lab^*icu^*$   
 Hue texts:  
 $u^*_d = o75y$   $u^*_e = r83j$   
 contrast reduction factor:  
 $c_R = 1.0$   
 triangle lightness  $t^*$



ORS18\_95aM; CIELAB data

$u^*_d$	$L^*=L^*$	$a^*$	$b^*$	$C^*_{ab}$	$h^*_{ab}$
O <sub>M</sub>	47.94	65.31	52.07	83.53	39
Y <sub>M</sub>	90.37	-11.16	96.17	96.82	97
L <sub>M</sub>	50.9	-62.97	36.71	72.89	150
C <sub>M</sub>	58.62	-30.63	-42.75	52.59	234
V <sub>M</sub>	25.72	31.45	-44.36	54.38	305
M <sub>M</sub>	48.13	75.2	-6.8	75.51	355
N <sub>M</sub>	18.01	0.5	-0.47	0.69	317
W <sub>M</sub>	95.41	-0.99	4.76	4.86	102
O <sub>M</sub>	39.92	58.74	27.99	65.07	25
Y <sub>M</sub>	81.26	-2.89	71.56	71.62	92
L <sub>M</sub>	52.23	-42.42	13.6	44.55	162
V <sub>M</sub>	30.57	1.41	-46.47	46.49	272

Data for maximum colour (Ma):

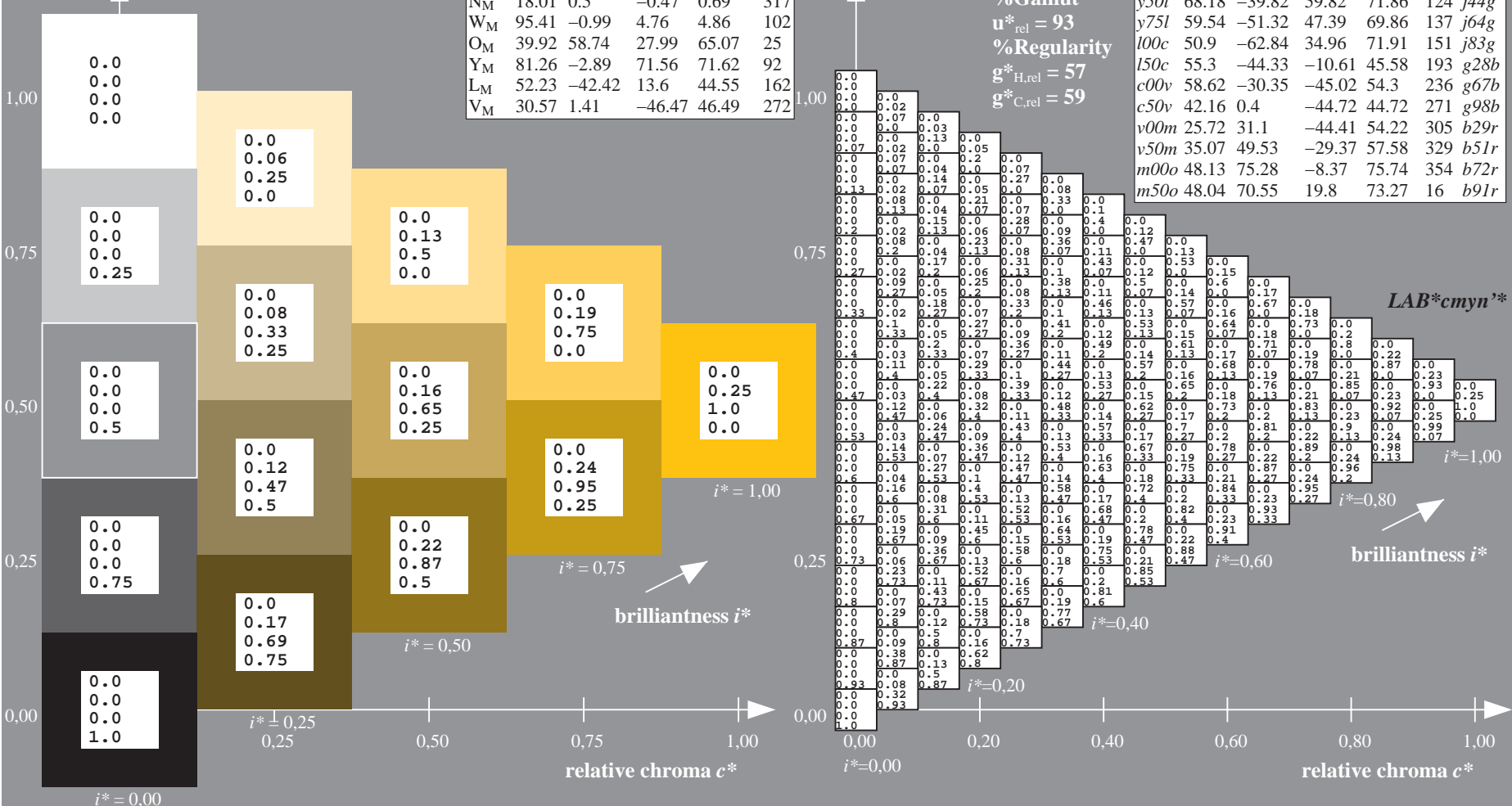
$LAB^*LAB^*_{Ma}$ : 78 12 80  
 $LAB^*LCH^*_{Ma}$ : 78 81 81  
 $lab^*olv^*_{Ma}$ : 1.0 0.75 0.0  
 $lab^*rgb^*_{Ma}$ : 1.0 0.84 0.0

triangle lightness  $t^*$

%Gamut  
 $u^*_{rel} = 93$   
 %Regularity  
 $g^*_{H,rel} = 57$   
 $g^*_{C,rel} = 59$

ORS18\_95aM; adapted (a) CIELAB data

$u^*_d$	$L^*=L^*_a$	$a^*_a$	$b^*_a$	$C^*_{ab,a}$	$h^*_{ab,a}$	$u^*_e$
o00y	47.94	65.39	50.52	82.63	38	r18j
o25y	58.38	46.78	60.66	76.6	52	r40j
o50y	67.98	29.66	69.99	76.02	67	r62j
o75y	78.09	11.63	79.82	80.66	82	r83j
y00l	90.37	-10.27	91.75	92.32	96	j06g
y25l	77.89	-26.88	73.8	78.54	110	j25g
y50l	68.18	-39.82	59.82	71.86	124	j44g
y75l	59.54	-51.32	47.39	69.86	137	j64g
l00c	50.9	-62.84	34.96	71.91	151	j83g
l50c	55.3	-44.33	-10.61	45.58	193	g28b
c00v	58.62	-30.35	-45.02	54.3	236	g67b
c50v	42.16	0.4	-44.72	44.72	271	g98b
v00m	25.72	31.1	-44.41	54.22	305	b29r
v50m	35.07	49.53	-29.37	57.58	329	b51r
m00o	48.13	75.28	-8.37	75.74	354	b72r
m50o	48.04	70.55	19.8	73.27	16	b91r

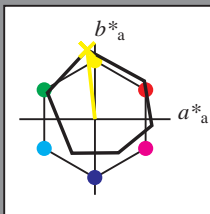


See for similar files: <http://www.ps.bam.de/Ee64/>; [www.ps.bam.de/Ee.HTM](http://www.ps.bam.de/Ee.HTM)  
 Technical information: <http://www.ps.bam.de> Version 2.1, io=1,1, ColSPX=1

BAM registration: 20081001-Ee64/10L/L64E00NP.PS/.PDF BAM material: code=rhadata  
 application for evaluation and measurement of printer or monitor systems

Input and output: Colorimetric Printer Reflective System ORS18\_95aM for relative CIELAB hue  $h^* = lab^*h^* = h_{ab}^*/360 = 0.268$   
 data for any colour:

$lab^*tch^*$  and  $lab^*icu^*$   
 Hue texts:  
 $u^*_d = y00l$   $u^*_e = j06g$   
 contrast reduction factor:  
 $c_R = 1.0$   
 triangle lightness  $t^*$



ORS18\_95aM; CIELAB data

$u^*_d$	$L^*=L^*$	$a^*$	$b^*$	$C^*_{ab}$	$h^*_{ab}$
O <sub>M</sub>	47.94	65.31	52.07	83.53	39
Y <sub>M</sub>	90.37	-11.16	96.17	96.82	97
L <sub>M</sub>	50.9	-62.97	36.71	72.89	150
C <sub>M</sub>	58.62	-30.63	-42.75	52.59	234
V <sub>M</sub>	25.72	31.45	-44.36	54.38	305
M <sub>M</sub>	48.13	75.2	-6.8	75.51	355
N <sub>M</sub>	18.01	0.5	-0.47	0.69	317
W <sub>M</sub>	95.41	-0.99	4.76	4.86	102
O <sub>M</sub>	39.92	58.74	27.99	65.07	25
Y <sub>M</sub>	81.26	-2.89	71.56	71.62	92
L <sub>M</sub>	52.23	-42.42	13.6	44.55	162
V <sub>M</sub>	30.57	1.41	-46.47	46.49	272

Data for maximum colour (Ma):

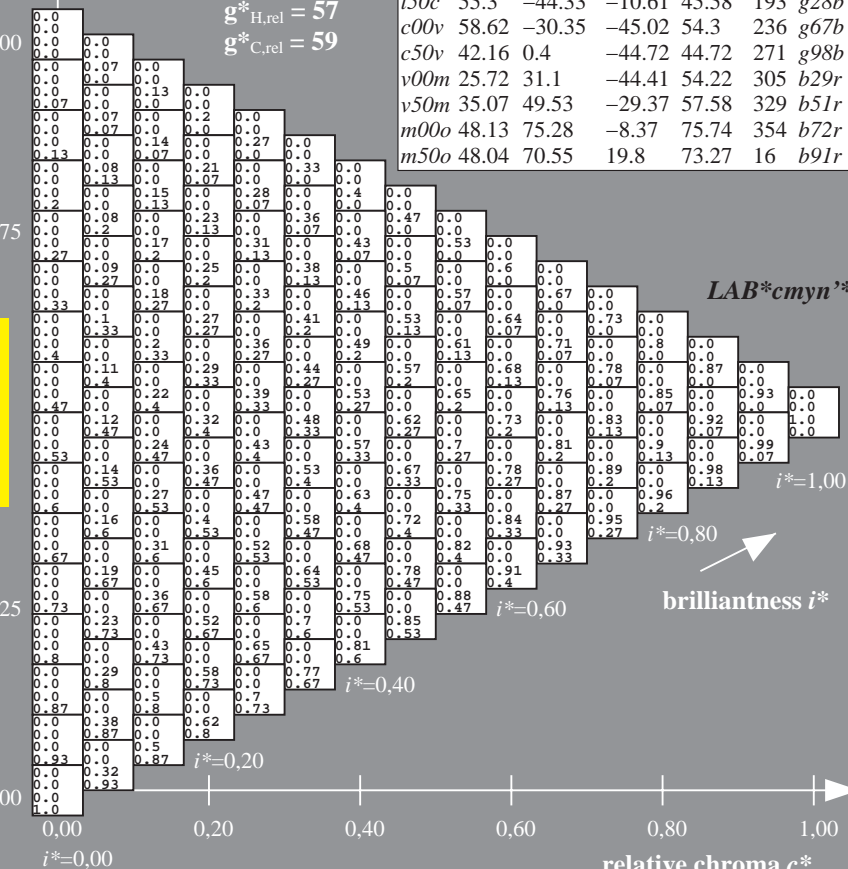
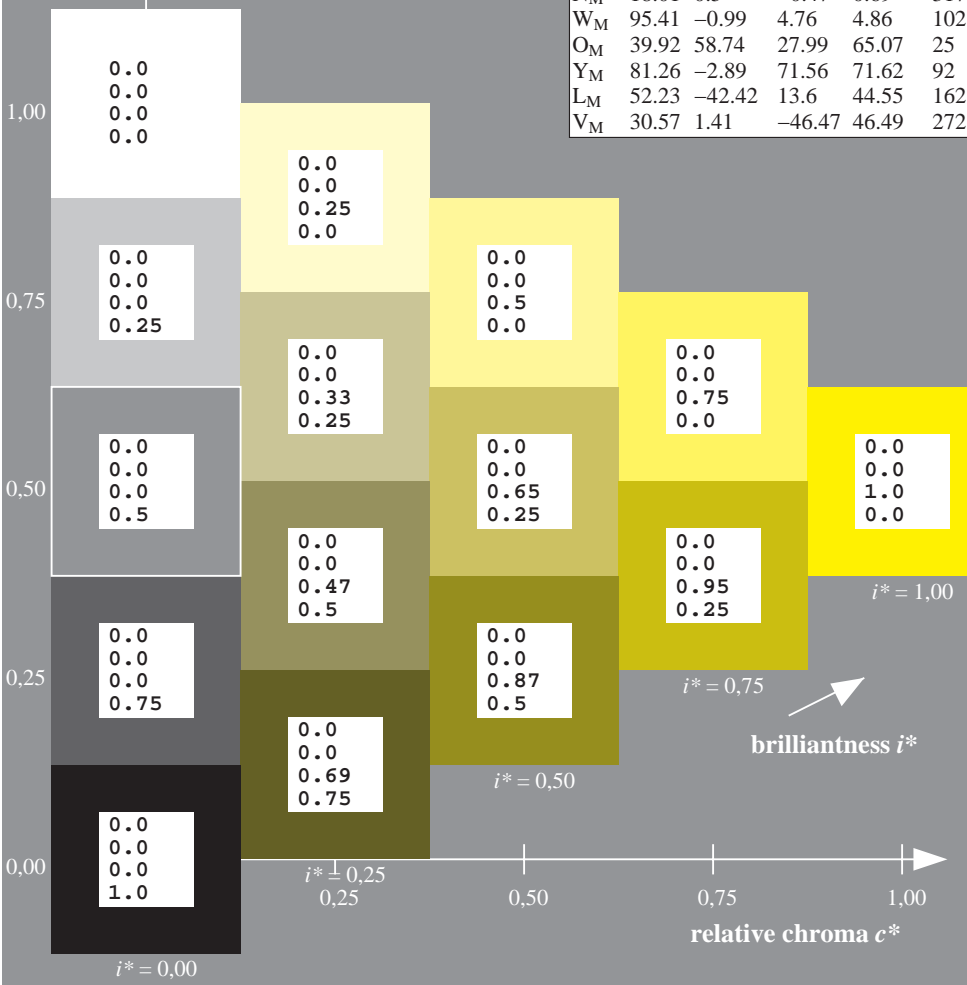
$LAB^*LAB^*_{Ma}$ : 90 -10 92  
 $LAB^*LCH^*_{Ma}$ : 90 92 96  
 $lab^*olv^*_{Ma}$ : 1.0 1.0 0.0  
 $lab^*rgb^*_{Ma}$ : 0.94 1.0 0.0

triangle lightness  $t^*$

%Gamut  
 $u^*_{rel} = 93$   
 %Regularity  
 $g^*_{H,rel} = 57$   
 $g^*_{C,rel} = 59$

ORS18\_95aM; adapted (a) CIELAB data

$u^*_d$	$L^*=L^*_a$	$a^*_a$	$b^*_a$	$C^*_{ab,a}$	$h^*_{ab,a}$	$u^*_e$
o00y	47.94	65.39	50.52	82.63	38	r18j
o25y	58.38	46.78	60.66	76.6	52	r40j
o50y	67.98	29.66	69.99	76.02	67	r62j
o75y	78.09	11.63	79.82	80.66	82	r83j
y00l	90.37	-10.27	91.75	92.32	96	j06g
y25l	77.89	-26.88	73.8	78.54	110	j25g
y50l	68.18	-39.82	59.82	71.86	124	j44g
y75l	59.54	-51.32	47.39	69.86	137	j64g
l00c	50.9	-62.84	34.96	71.91	151	j83g
l50c	55.3	-44.33	-10.61	45.58	193	g28b
c00v	58.62	-30.35	-45.02	54.3	236	g67b
c50v	42.16	0.4	-44.72	44.72	271	g98b
v00m	25.72	31.1	-44.41	54.22	305	b29r
v50m	35.07	49.53	-29.37	57.58	329	b51r
m00o	48.13	75.28	-8.37	75.74	354	b72r
m50o	48.04	70.55	19.8	73.27	16	b91r

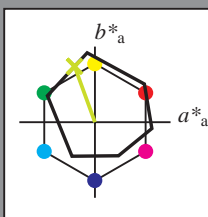


See for similar files: <http://www.ps.bam.de/Ee64/>; [www.ps.bam.de/Ee.HTM](http://www.ps.bam.de/Ee.HTM)  
 Technical information: <http://www.ps.bam.de> Version 2.1, io=1,1, ColSpx=1

BAM registration: 20081001-Ee64/10L/L64E00NP.PS/.PDF BAM material: code=rhadata  
 application for evaluation and measurement of printer or monitor systems

Input and output: Colorimetric Printer Reflective System ORS18\_95aM for relative CIELAB hue  $h^* = lab^*h^* = h_{ab}^*/360 = 0.306$

data for any colour:  
 $lab^*tch^*$  and  $lab^*icu^*$   
 Hue texts:  
 $u^*_d = y25l$   $u^*_e = j25g$   
 contrast reduction factor:  
 $c_R = 1.0$   
 triangle lightness  $t^*$



ORS18\_95aM; CIELAB data

$u^*_d$	$L^*=L^*_a$	$a^*_a$	$b^*_a$	$C^*_{ab}$	$h^*_{ab}$
O <sub>M</sub>	47.94	65.31	52.07	83.53	39
Y <sub>M</sub>	90.37	-11.16	96.17	96.82	97
L <sub>M</sub>	50.9	-62.97	36.71	72.89	150
C <sub>M</sub>	58.62	-30.63	-42.75	52.59	234
V <sub>M</sub>	25.72	31.45	-44.36	54.38	305
M <sub>M</sub>	48.13	75.2	-6.8	75.51	355
N <sub>M</sub>	18.01	0.5	-0.47	0.69	317
W <sub>M</sub>	95.41	-0.99	4.76	4.86	102
O <sub>M</sub>	39.92	58.74	27.99	65.07	25
Y <sub>M</sub>	81.26	-2.89	71.56	71.62	92
L <sub>M</sub>	52.23	-42.42	13.6	44.55	162
V <sub>M</sub>	30.57	1.41	-46.47	46.49	272

Data for maximum colour (Ma):

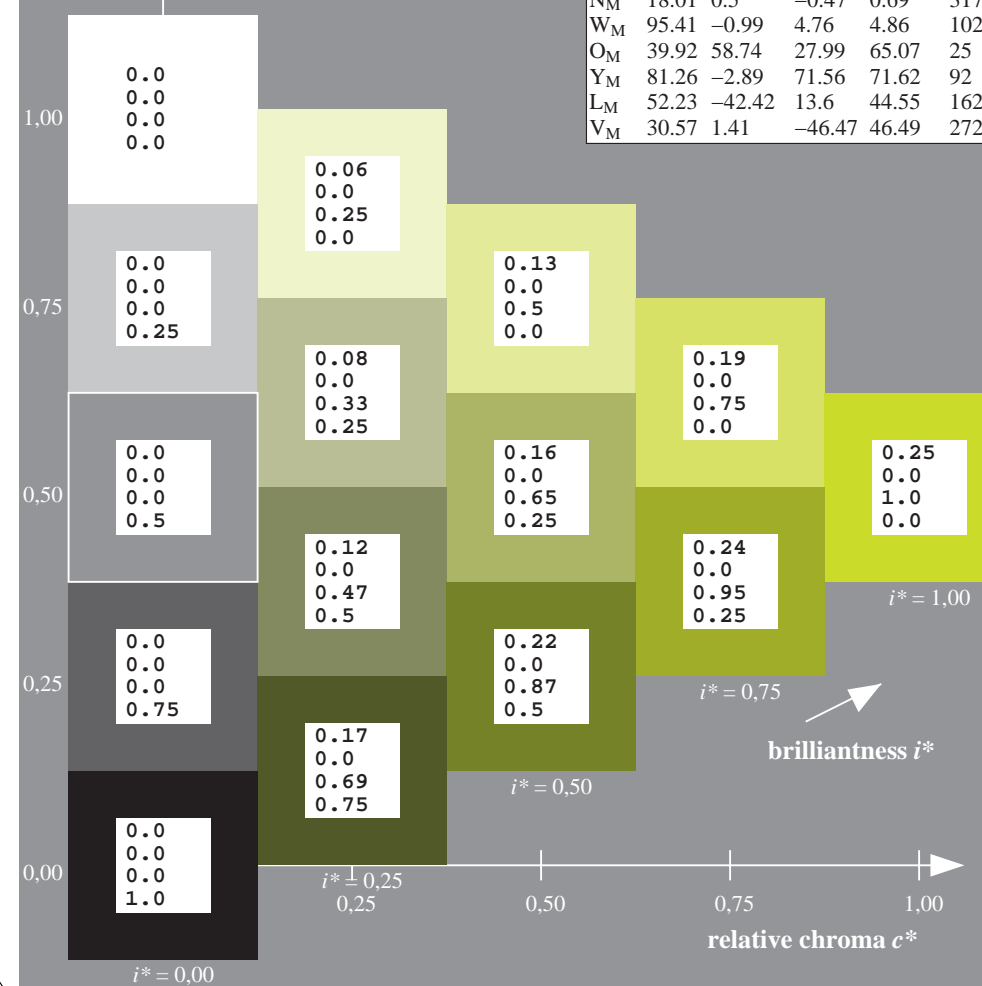
$LAB^*LAB^*_{Ma}$ : 78 -27 74

$LAB^*LCH^*_{Ma}$ : 78 79 110

$lab^*olv^*_{Ma}$ : 0.75 1.0 0.0

$lab^*rgb^*_{Ma}$ : 0.75 1.0 0.0

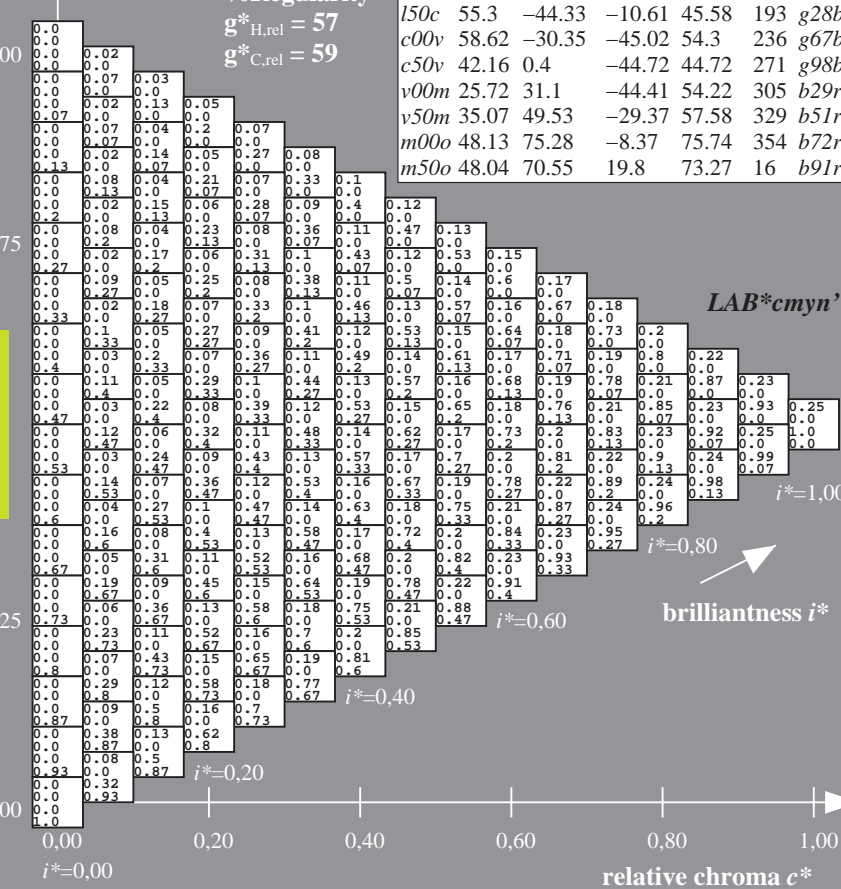
triangle lightness  $t^*$



ORS18\_95aM; adapted (a) CIELAB data

$u^*_d$	$L^*=L^*_a$	$a^*_a$	$b^*_a$	$C^*_{ab,a}$	$h^*_{ab,a}$	$u^*_e$
o00y	47.94	65.39	50.52	82.63	38	r18j
o25y	58.38	46.78	60.66	76.6	52	r40j
o50y	67.98	29.66	69.99	76.02	67	r62j
o75y	78.09	11.63	79.82	80.66	82	r83j
y00l	90.37	-10.27	91.75	92.32	96	j06g
y25l	77.89	-26.88	73.8	78.54	110	j25g
y50l	68.18	-39.82	59.82	71.86	124	j44g
y75l	59.54	-51.32	47.39	69.86	137	j64g
l00c	50.9	-62.84	34.96	71.91	151	j83g
l50c	55.3	-44.33	-10.61	45.58	193	g28b
c00v	58.62	-30.35	-45.02	54.3	236	g67b
c50v	42.16	0.4	-44.72	44.72	271	g98b
v00m	25.72	31.1	-44.41	54.22	305	b29r
v50m	35.07	49.53	-29.37	57.58	329	b51r
m00o	48.13	75.28	-8.37	75.74	354	b72r
m50o	48.04	70.55	19.8	73.27	16	b91r

%Gamut  
 $u^*_{rel} = 93$   
 %Regularity  
 $g^*_{H,rel} = 57$   
 $g^*_{C,rel} = 59$



$LAB^*cmy^n^*$

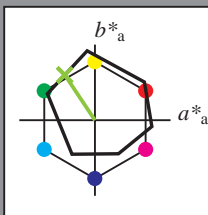
brilliantness  $i^*$

See for similar files: <http://www.ps.bam.de/Ee64/>; [www.ps.bam.de/Ee.HTM](http://www.ps.bam.de/Ee.HTM)  
 Technical information: <http://www.ps.bam.de> Version 2.1, io=1,1, ColSpx=1

BAM registration: 20081001-Ee64/10L/L64E00NP.PS/.PDF BAM material: code=rhadata  
 application for evaluation and measurement of printer or monitor systems

Input and output: Colorimetric Printer Reflective System ORS18\_95aM for relative CIELAB hue  $h^* = lab^*h^* = h_{ab}^*/360 = 0.343$

data for any colour:  
 $lab^*tch^*$  and  $lab^*icu^*$   
 Hue texts:  
 $u^*_d = y50l$   $u^*_e = j44g$   
 contrast reduction factor:  
 $c_R = 1.0$   
 triangle lightness  $t^*$



ORS18\_95aM; CIELAB data

$u^*_d$	$L^*=L^*_a$	$a^*$	$b^*$	$C^*_{ab}$	$h^*_{ab}$
O <sub>M</sub>	47.94	65.31	52.07	83.53	39
Y <sub>M</sub>	90.37	-11.16	96.17	96.82	97
L <sub>M</sub>	50.9	-62.97	36.71	72.89	150
C <sub>M</sub>	58.62	-30.63	-42.75	52.59	234
V <sub>M</sub>	25.72	31.45	-44.36	54.38	305
M <sub>M</sub>	48.13	75.2	-6.8	75.51	355
N <sub>M</sub>	18.01	0.5	-0.47	0.69	317
W <sub>M</sub>	95.41	-0.99	4.76	4.86	102
O <sub>M</sub>	39.92	58.74	27.99	65.07	25
Y <sub>M</sub>	81.26	-2.89	71.56	71.62	92
L <sub>M</sub>	52.23	-42.42	13.6	44.55	162
V <sub>M</sub>	30.57	1.41	-46.47	46.49	272

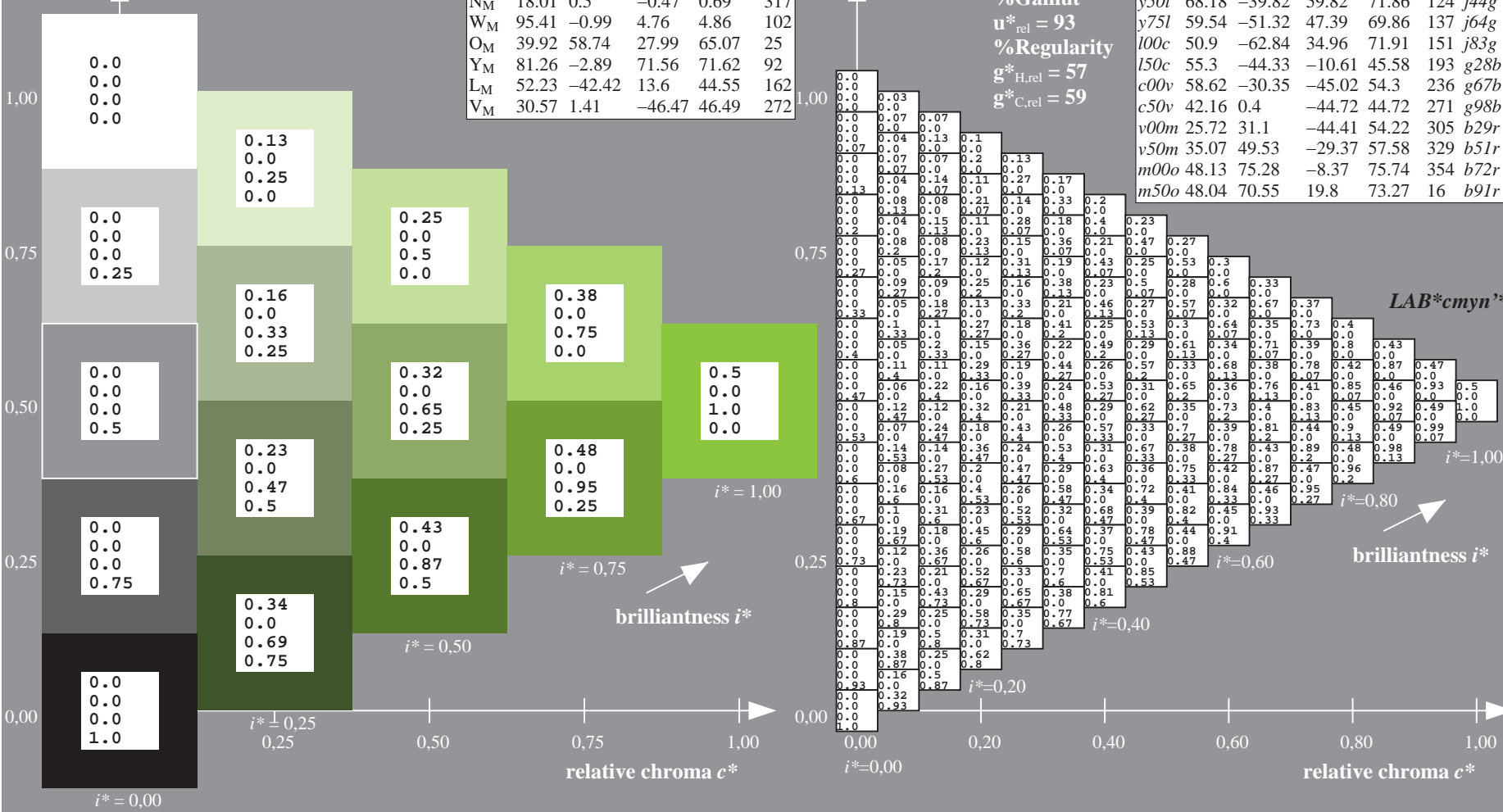
Data for maximum colour (Ma):

$LAB^*LAB^*_Ma$ : 68 -40 60  
 $LAB^*LCH^*_Ma$ : 68 72 123  
 $lab^*olv^*_Ma$ : 0.5 1.0 0.0  
 $lab^*rgb^*_Ma$ : 0.55 1.0 0.0

triangle lightness  $t^*$   
 %Gamut  
 $u^*_{rel} = 93$   
 %Regularity  
 $g^*_{H,rel} = 57$   
 $g^*_{C,rel} = 59$

ORS18\_95aM; adapted (a) CIELAB data

$u^*_d$	$L^*=L^*_a$	$a^*_a$	$b^*_a$	$C^*_{ab,a}$	$h^*_{ab,a}$	$u^*_e$
o00y	47.94	65.39	50.52	82.63	38	r18j
o25y	58.38	46.78	60.66	76.6	52	r40j
o50y	67.98	29.66	69.99	76.02	67	r62j
o75y	78.09	11.63	79.82	80.66	82	r83j
y00l	90.37	-10.27	91.75	92.32	96	j06g
y25l	77.89	-26.88	73.8	78.54	110	j25g
y50l	68.18	-39.82	59.82	71.86	124	j44g
y75l	59.54	-51.32	47.39	69.86	137	j64g
l00c	50.9	-62.84	34.96	71.91	151	j83g
l50c	55.3	-44.33	-10.61	45.58	193	g28b
c00v	58.62	-30.35	-45.02	54.3	236	g67b
c50v	42.16	0.4	-44.72	44.72	271	g98b
v00m	25.72	31.1	-44.41	54.22	305	b29r
v50m	35.07	49.53	-29.37	57.58	329	b51r
m00o	48.13	75.28	-8.37	75.74	354	b72r
m50o	48.04	70.55	19.8	73.27	16	b91r

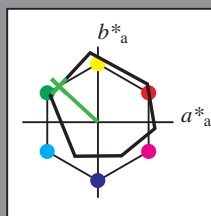


See for similar files: <http://www.ps.bam.de/Ee64/>; [www.ps.bam.de/Ee.HTM](http://www.ps.bam.de/Ee.HTM)  
 Technical information: <http://www.ps.bam.de> Version 2.1, io=1,1, ColSpx=1

BAM registration: 20081001-Ee64/10L/L64E00NP.PS/.PDF BAM material: code=rhadata  
 application for evaluation and measurement of printer or monitor systems

Input and output: Colorimetric Printer Reflective System ORS18\_95aM for relative CIELAB hue  $h^* = lab^*h^* = h_{ab}^*/360 = 0.381$

data for any colour:  
 $lab^*tch^*$  and  $lab^*icu^*$   
 Hue texts:  
 $u^*_d = y75l$   $u^*_e = j64g$   
 contrast reduction factor:  
 $c_R = 1.0$   
 triangle lightness  $t^*$



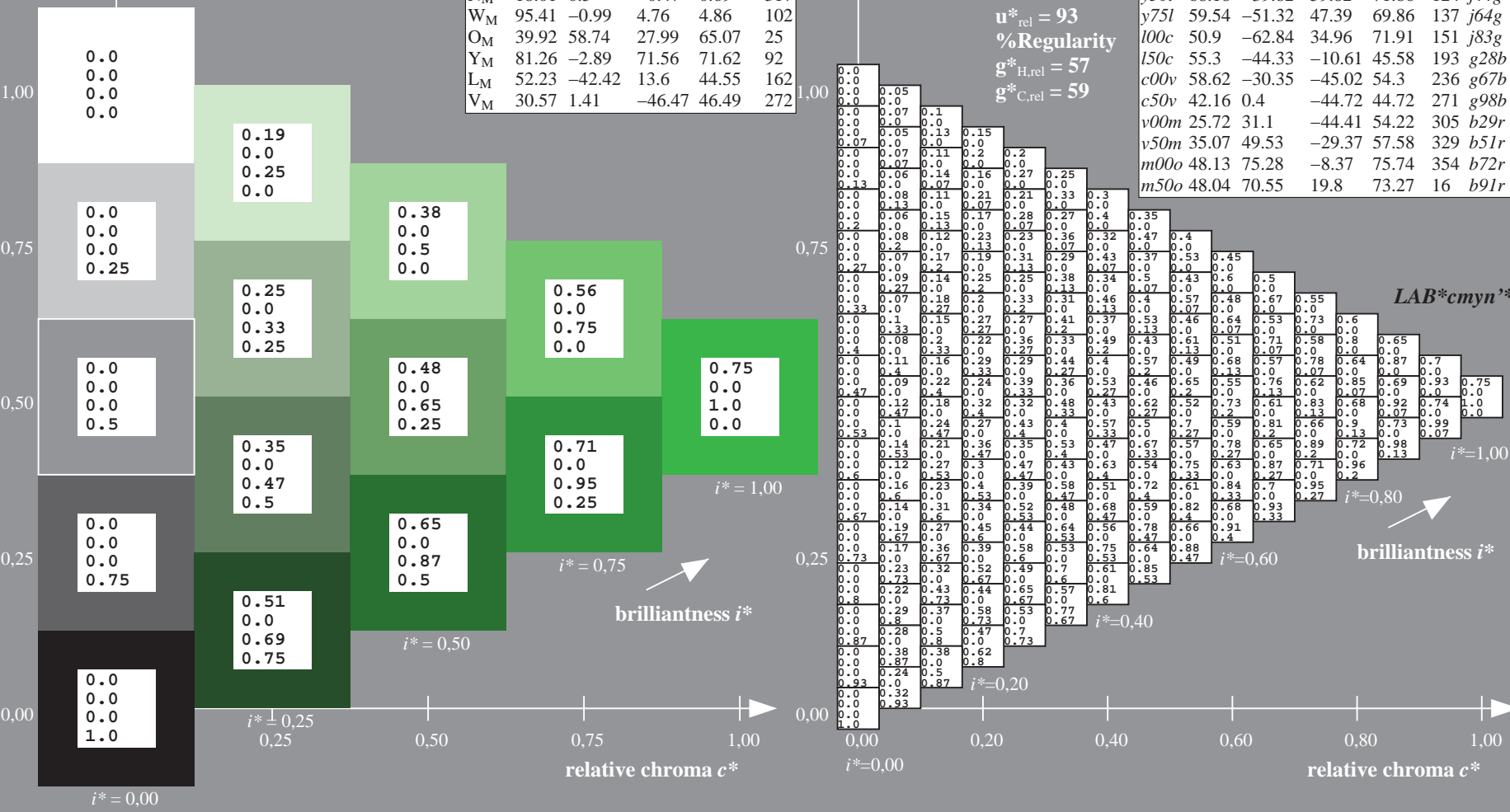
ORS18_95aM; CIELAB data						
$u^*_d$	$L^*=L^*$	$a^*$	$b^*$	$C^*_{ab}$	$h^*_{ab}$	
O <sub>M</sub>	47.94	65.31	52.07	83.53	39	
Y <sub>M</sub>	90.37	-11.16	96.17	96.82	97	
L <sub>M</sub>	50.9	-62.97	36.71	72.89	150	
C <sub>M</sub>	58.62	-30.63	-42.75	52.59	234	
V <sub>M</sub>	25.72	31.45	-44.36	54.38	305	
M <sub>M</sub>	48.13	75.2	-6.8	75.51	355	
N <sub>M</sub>	18.01	0.5	-0.47	0.69	317	
W <sub>M</sub>	95.41	-0.99	4.76	4.86	102	
O <sub>M</sub>	39.92	58.74	27.99	65.07	25	
Y <sub>M</sub>	81.26	-2.89	71.56	71.62	92	
L <sub>M</sub>	52.23	-42.42	13.6	44.55	162	
V <sub>M</sub>	30.57	1.41	-46.47	46.49	272	

Data for maximum colour (Ma):

$LAB^*LAB^*_{Ma}$ : 60 -51 47  
 $LAB^*LCH^*_{Ma}$ : 60 70 137  
 $lab^*olv^*_{Ma}$ : 0.25 1.0 0.0  
 $lab^*rgb^*_{Ma}$ : 0.36 1.0 0.0

triangle lightness  $t^*$   
 %Gamut  $u^*_{rel} = 93$   
 %Regularity  $g^*_{H,rel} = 57$   
 $g^*_{C,rel} = 59$

ORS18_95aM; adapted (a) CIELAB data							
$u^*_d$	$L^*=L^*$	$a^*_a$	$b^*_a$	$C^*_{ab,a}$	$h^*_{ab,a}$	$u^*_e$	
<i>o00y</i>	47.94	65.39	50.52	82.63	38	<i>r18j</i>	
<i>o25y</i>	58.38	46.78	60.66	76.6	52	<i>r40j</i>	
<i>o50y</i>	67.98	29.66	69.99	76.02	67	<i>r62j</i>	
<i>o75y</i>	78.09	11.63	79.82	80.66	82	<i>r83j</i>	
<i>y00l</i>	90.37	-10.27	91.75	92.32	96	<i>j06g</i>	
<i>y25l</i>	77.89	-26.88	73.8	78.54	110	<i>j25g</i>	
<i>y50l</i>	68.18	-39.82	59.82	71.86	124	<i>j44g</i>	
<i>y75l</i>	59.54	-51.32	47.39	69.86	137	<i>j64g</i>	
<i>l00c</i>	50.9	-62.84	34.96	71.91	151	<i>j83g</i>	
<i>l50c</i>	55.3	-44.33	-10.61	45.58	193	<i>g28b</i>	
<i>c00v</i>	58.62	-30.35	-45.02	54.3	236	<i>g67b</i>	
<i>c50v</i>	42.16	0.4	-44.72	44.72	271	<i>g98b</i>	
<i>v00m</i>	25.72	31.1	-44.41	54.22	305	<i>b29r</i>	
<i>v50m</i>	35.07	49.53	-29.37	57.58	329	<i>b51r</i>	
<i>m00o</i>	48.13	75.28	-8.37	75.74	354	<i>b72r</i>	
<i>m50o</i>	48.04	70.55	19.8	73.27	16	<i>b91r</i>	

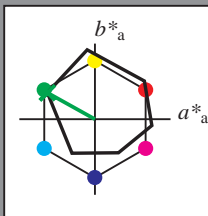


See for similar files: <http://www.ps.bam.de/Ee64/>; [www.ps.bam.de/Ee64/](http://www.ps.bam.de/Ee64/); [www.ps.bam.de/Ee64/](http://www.ps.bam.de/Ee64/)  
 Technical information: <http://www.ps.bam.de> Version 2.1, io=1,1, ColSpx=1

BAM registration: 20081001-Ee64/10L/L64E00NP.PS/.PDF BAM material: code=rhadata  
 application for evaluation and measurement of printer or monitor systems

Input and output: Colorimetric Printer Reflective System ORS18\_95aM for relative CIELAB hue  $h^* = lab^*h^* = h_{ab}/360 = 0.419$   
 data for any colour:

$lab^*tch^*$  and  $lab^*icu^*$   
 Hue texts:  
 $u^*_d = 100c$   $u^*_e = j83g$   
 contrast reduction factor:  
 $c_R = 1.0$   
 triangle lightness  $t^*$



ORS18\_95aM; CIELAB data

$u^*_d$	$L^*=L^*$	$a^*$	$b^*$	$C^*_{ab}$	$h^*_{ab}$
O <sub>M</sub>	47.94	65.31	52.07	83.53	39
Y <sub>M</sub>	90.37	-11.16	96.17	96.82	97
L <sub>M</sub>	50.9	-62.97	36.71	72.89	150
C <sub>M</sub>	58.62	-30.63	-42.75	52.59	234
V <sub>M</sub>	25.72	31.45	-44.36	54.38	305
M <sub>M</sub>	48.13	75.2	-6.8	75.51	355
N <sub>M</sub>	18.01	0.5	-0.47	0.69	317
W <sub>M</sub>	95.41	-0.99	4.76	4.86	102
O <sub>M</sub>	39.92	58.74	27.99	65.07	25
Y <sub>M</sub>	81.26	-2.89	71.56	71.62	92
L <sub>M</sub>	52.23	-42.42	13.6	44.55	162
V <sub>M</sub>	30.57	1.41	-46.47	46.49	272

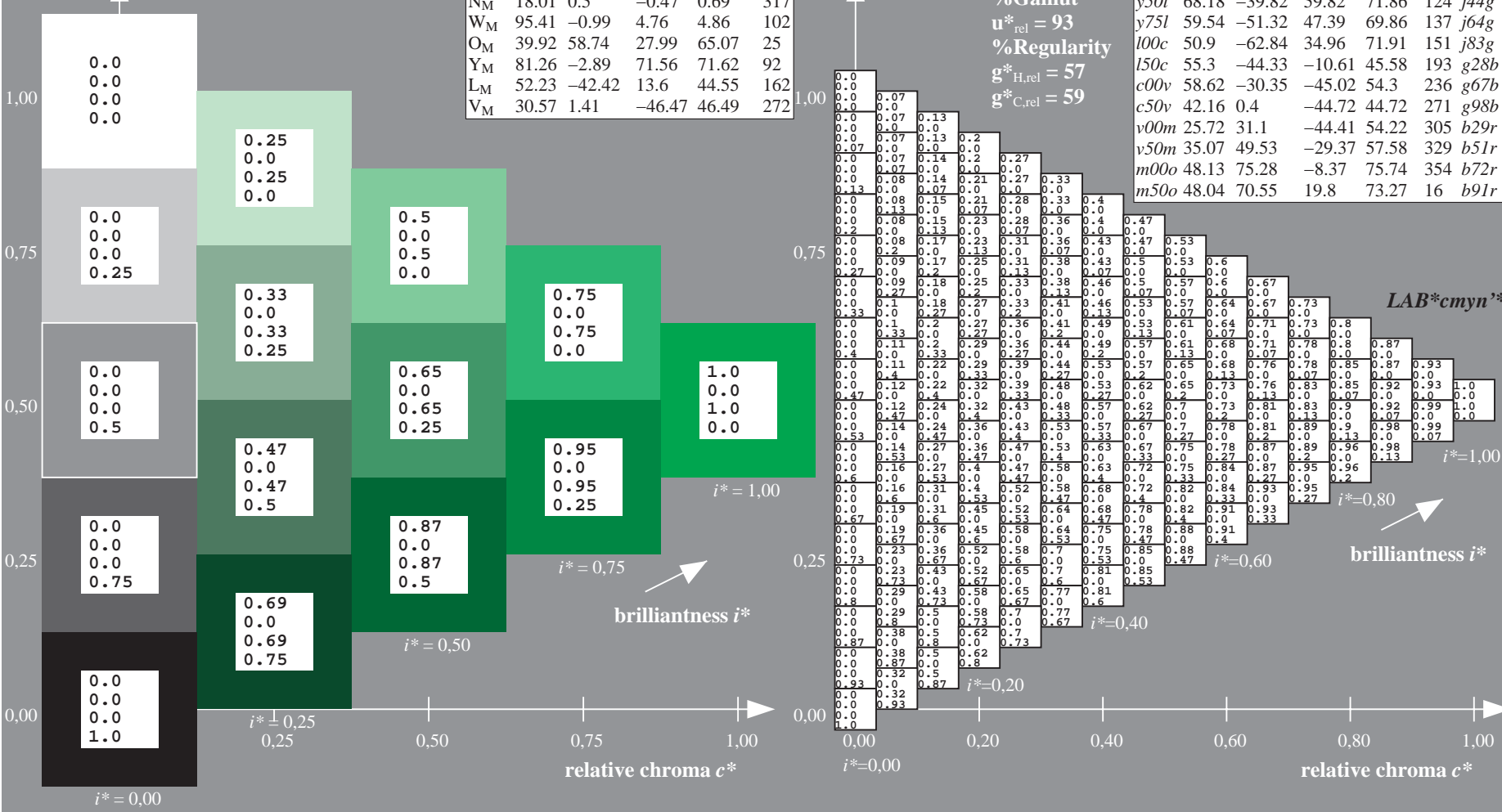
Data for maximum colour (Ma):

$LAB^*LAB^*_{Ma}$ : 51 -63 35  
 $LAB^*LCH^*_{Ma}$ : 51 72 150  
 $lab^*olv^*_{Ma}$ : 0.0 1.0 0.0  
 $lab^*rgb^*_{Ma}$ : 0.16 1.0 0.0

triangle lightness  $t^*$   
 %Gamut  
 $u^*_{rel} = 93$   
 %Regularity  
 $g^*_{H,rel} = 57$   
 $g^*_{C,rel} = 59$

ORS18\_95aM; adapted (a) CIELAB data

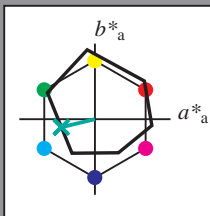
$u^*_d$	$L^*=L^*_a$	$a^*_a$	$b^*_a$	$C^*_{ab,a}$	$h^*_{ab,a}$	$u^*_e$
<i>o00y</i>	47.94	65.39	50.52	82.63	38	<i>r18j</i>
<i>o25y</i>	58.38	46.78	60.66	76.6	52	<i>r40j</i>
<i>o50y</i>	67.98	29.66	69.99	76.02	67	<i>r62j</i>
<i>o75y</i>	78.09	11.63	79.82	80.66	82	<i>r83j</i>
<i>y00l</i>	90.37	-10.27	91.75	92.32	96	<i>j06g</i>
<i>y25l</i>	77.89	-26.88	73.8	78.54	110	<i>j25g</i>
<i>y50l</i>	68.18	-39.82	59.82	71.86	124	<i>j44g</i>
<i>y75l</i>	59.54	-51.32	47.39	69.86	137	<i>j64g</i>
<i>l00c</i>	50.9	-62.84	34.96	71.91	151	<i>j83g</i>
<i>l50c</i>	55.3	-44.33	-10.61	45.58	193	<i>g28b</i>
<i>c00v</i>	58.62	-30.35	-45.02	54.3	236	<i>g67b</i>
<i>c50v</i>	42.16	0.4	-44.72	44.72	271	<i>g98b</i>
<i>v00m</i>	25.72	31.1	-44.41	54.22	305	<i>b29r</i>
<i>v50m</i>	35.07	49.53	-29.37	57.58	329	<i>b51r</i>
<i>m00o</i>	48.13	75.28	-8.37	75.74	354	<i>b72r</i>
<i>m50o</i>	48.04	70.55	19.8	73.27	16	<i>b91r</i>



BAM registration: 20081001-Ee64/10L/L64E00NP.PS/.PDF  
 application for evaluation and measurement of printer or monitor systems  
 BAM material: code=rhadata

Input and output: Colorimetric Printer Reflective System ORS18\_95aM for relative CIELAB hue  $h^* = lab^*h^* = h_{ab}/360 = 0.537$   
 data for any colour:

$lab^*tch^*$  and  $lab^*icu^*$   
 Hue texts:  
 $u^*_d = 150c$   $u^*_e = g28b$   
 contrast reduction factor:  
 $c_R = 1.0$   
 triangle lightness  $t^*$



ORS18\_95aM; CIELAB data

$u^*_d$	$L^*=L^*$	$a^*$	$b^*$	$C^*_{ab}$	$h^*_{ab}$
O <sub>M</sub>	47.94	65.31	52.07	83.53	39
Y <sub>M</sub>	90.37	-11.16	96.17	96.82	97
L <sub>M</sub>	50.9	-62.97	36.71	72.89	150
C <sub>M</sub>	58.62	-30.63	-42.75	52.59	234
V <sub>M</sub>	25.72	31.45	-44.36	54.38	305
M <sub>M</sub>	48.13	75.2	-6.8	75.51	355
N <sub>M</sub>	18.01	0.5	-0.47	0.69	317
W <sub>M</sub>	95.41	-0.99	4.76	4.86	102
O <sub>M</sub>	39.92	58.74	27.99	65.07	25
Y <sub>M</sub>	81.26	-2.89	71.56	71.62	92
L <sub>M</sub>	52.23	-42.42	13.6	44.55	162
V <sub>M</sub>	30.57	1.41	-46.47	46.49	272

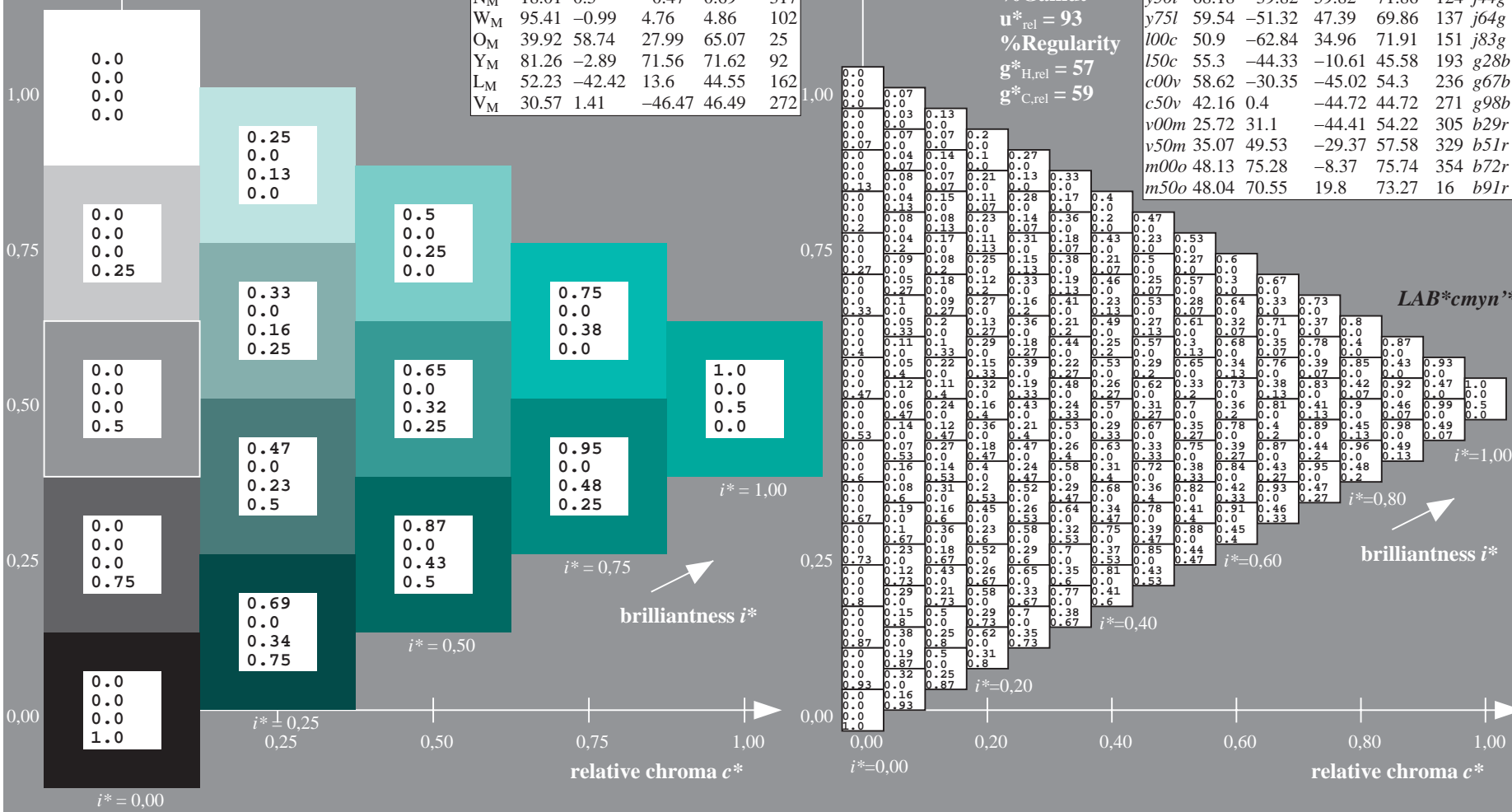
Data for maximum colour (Ma):

$LAB^*LAB^*_{Ma}$ : 55 -44 -11  
 $LAB^*LCH^*_{Ma}$ : 55 46 193  
 $lab^*olv^*_{Ma}$ : 0.0 1.0 0.5  
 $lab^*rgb^*_{Ma}$ : 0.0 1.0 0.57  
 triangle lightness  $t^*$

ORS18\_95aM; adapted (a) CIELAB data

$u^*_d$	$L^*=L^*_a$	$a^*_a$	$b^*_a$	$C^*_{ab,a}$	$h^*_{ab,a}$	$u^*_e$
<i>o00y</i>	47.94	65.39	50.52	82.63	38	<i>r18j</i>
<i>o25y</i>	58.38	46.78	60.66	76.6	52	<i>r40j</i>
<i>o50y</i>	67.98	29.66	69.99	76.02	67	<i>r62j</i>
<i>o75y</i>	78.09	11.63	79.82	80.66	82	<i>r83j</i>
<i>y00l</i>	90.37	-10.27	91.75	92.32	96	<i>j06g</i>
<i>y25l</i>	77.89	-26.88	73.8	78.54	110	<i>j25g</i>
<i>y50l</i>	68.18	-39.82	59.82	71.86	124	<i>j44g</i>
<i>y75l</i>	59.54	-51.32	47.39	69.86	137	<i>j64g</i>
<i>l00c</i>	50.9	-62.84	34.96	71.91	151	<i>j83g</i>
<i>l50c</i>	55.3	-44.33	-10.61	45.58	193	<i>g28b</i>
<i>c00v</i>	58.62	-30.35	-45.02	54.3	236	<i>g67b</i>
<i>c50v</i>	42.16	0.4	-44.72	44.72	271	<i>g88b</i>
<i>v00m</i>	25.72	31.1	-44.41	54.22	305	<i>b29r</i>
<i>v50m</i>	35.07	49.53	-29.37	57.58	329	<i>b51r</i>
<i>m00o</i>	48.13	75.28	-8.37	75.74	354	<i>b72r</i>
<i>m50o</i>	48.04	70.55	19.8	73.27	16	<i>b91r</i>

%Gamut  
 $u^*_{rel} = 93$   
 %Regularity  
 $g^*_{H,rel} = 57$   
 $g^*_{C,rel} = 59$

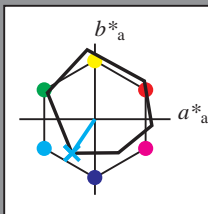


See for similar files: <http://www.ps.bam.de/Ee64/>; [www.ps.bam.de/Ee.HTM](http://www.ps.bam.de/Ee.HTM)  
 Technical information: <http://www.ps.bam.de> Version 2.1, io=1,1, ColSpx=1

BAM registration: 20081001-Ee64/10L/L64E00NP.PS/.PDF BAM material: code=rhadata  
 application for evaluation and measurement of printer or monitor systems

Input and output: Colorimetric Printer Reflective System ORS18\_95aM for relative CIELAB hue  $h^* = lab^*h^* = h_{ab}/360 = 0.656$   
 data for any colour:

$lab^*tch^*$  and  $lab^*icu^*$   
 Hue texts:  
 $u^*_d = c00v$   $u^*_e = g67b$   
 contrast reduction factor:  
 $c_R = 1.0$   
 triangle lightness  $t^*$



ORS18\_95aM; CIELAB data

$u^*_d$	$L^*=L^*$	$a^*$	$b^*$	$C^*_{ab}$	$h^*_{ab}$
O <sub>M</sub>	47.94	65.31	52.07	83.53	39
Y <sub>M</sub>	90.37	-11.16	96.17	96.82	97
L <sub>M</sub>	50.9	-62.97	36.71	72.89	150
C <sub>M</sub>	58.62	-30.63	-42.75	52.59	234
V <sub>M</sub>	25.72	31.45	-44.36	54.38	305
M <sub>M</sub>	48.13	75.2	-6.8	75.51	355
N <sub>M</sub>	18.01	0.5	-0.47	0.69	317
W <sub>M</sub>	95.41	-0.99	4.76	4.86	102
O <sub>M</sub>	39.92	58.74	27.99	65.07	25
Y <sub>M</sub>	81.26	-2.89	71.56	71.62	92
L <sub>M</sub>	52.23	-42.42	13.6	44.55	162
V <sub>M</sub>	30.57	1.41	-46.47	46.49	272

Data for maximum colour (Ma):

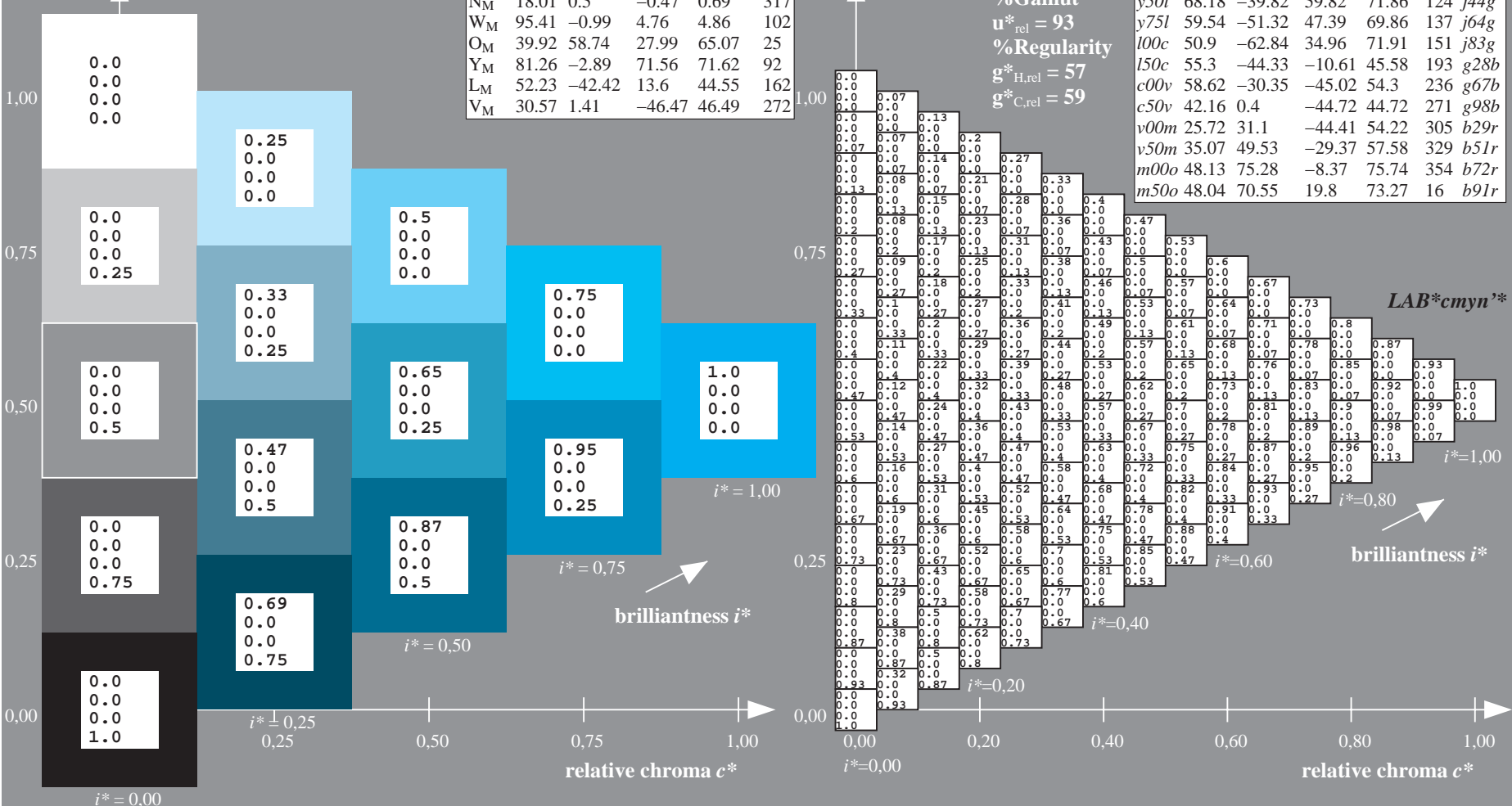
$LAB^*LAB^*_{Ma}$ : 59 -30 -45  
 $LAB^*LCH^*_{Ma}$ : 59 54 236  
 $lab^*olv^*_{Ma}$ : 0.0 1.0 1.0  
 $lab^*rgb^*_{Ma}$ : 0.0 0.65 1.0

triangle lightness  $t^*$

%Gamut  
 $u^*_{rel} = 93$   
 %Regularity  
 $g^*_{H,rel} = 57$   
 $g^*_{C,rel} = 59$

ORS18\_95aM; adapted (a) CIELAB data

$u^*_d$	$L^*=L^*_a$	$a^*_a$	$b^*_a$	$C^*_{ab,a}$	$h^*_{ab,a}$	$u^*_e$
<i>o00y</i>	47.94	65.39	50.52	82.63	38	<i>r18j</i>
<i>o25y</i>	58.38	46.78	60.66	76.6	52	<i>r40j</i>
<i>o50y</i>	67.98	29.66	69.99	76.02	67	<i>r62j</i>
<i>o75y</i>	78.09	11.63	79.82	80.66	82	<i>r83j</i>
<i>y00l</i>	90.37	-10.27	91.75	92.32	96	<i>j06g</i>
<i>y25l</i>	77.89	-26.88	73.8	78.54	110	<i>j25g</i>
<i>y50l</i>	68.18	-39.82	59.82	71.86	124	<i>j44g</i>
<i>y75l</i>	59.54	-51.32	47.39	69.86	137	<i>j64g</i>
<i>l00c</i>	50.9	-62.84	34.96	71.91	151	<i>j83g</i>
<i>l50c</i>	55.3	-44.33	-10.61	45.58	193	<i>g28b</i>
<i>c00v</i>	58.62	-30.35	-45.02	54.3	236	<i>g67b</i>
<i>c50v</i>	42.16	0.4	-44.72	44.72	271	<i>g98b</i>
<i>v00m</i>	25.72	31.1	-44.41	54.22	305	<i>b29r</i>
<i>v50m</i>	35.07	49.53	-29.37	57.58	329	<i>b51r</i>
<i>m00o</i>	48.13	75.28	-8.37	75.74	354	<i>b72r</i>
<i>m50o</i>	48.04	70.55	19.8	73.27	16	<i>b91r</i>



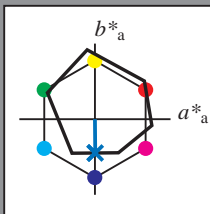
See for similar files: <http://www.ps.bam.de/Ee64/>; [www.ps.bam.de/Ee.HTM](http://www.ps.bam.de/Ee.HTM)  
 Technical information: <http://www.ps.bam.de> Version 2.1, io=1,1, ColSPx=1

BAM registration: 20081001-Ee64/10L/L64E00NP.PS/.PDF BAM material: code=rhadata  
 application for evaluation and measurement of printer or monitor systems



Input and output: Colorimetric Printer Reflective System ORS18\_95aM for relative CIELAB hue  $h^* = lab^*h^* = h_{ab}^*/360 = 0.751$   
 data for any colour:

$lab^*tch^*$  and  $lab^*icu^*$   
 Hue texts:  
 $u^*_d = c50v$   $u^*_e = g98b$   
 contrast reduction factor:  
 $c_R = 1.0$   
 triangle lightness  $t^*$



ORS18\_95aM; CIELAB data

$u^*_d$	$L^*=L^*$	$a^*$	$b^*$	$C^*_{ab}$	$h^*_{ab}$
O <sub>M</sub>	47.94	65.31	52.07	83.53	39
Y <sub>M</sub>	90.37	-11.16	96.17	96.82	97
L <sub>M</sub>	50.9	-62.97	36.71	72.89	150
C <sub>M</sub>	58.62	-30.63	-42.75	52.59	234
V <sub>M</sub>	25.72	31.45	-44.36	54.38	305
M <sub>M</sub>	48.13	75.2	-6.8	75.51	355
N <sub>M</sub>	18.01	0.5	-0.47	0.69	317
W <sub>M</sub>	95.41	-0.99	4.76	4.86	102
O <sub>M</sub>	39.92	58.74	27.99	65.07	25
Y <sub>M</sub>	81.26	-2.89	71.56	71.62	92
L <sub>M</sub>	52.23	-42.42	13.6	44.55	162
V <sub>M</sub>	30.57	1.41	-46.47	46.49	272

Data for maximum colour (Ma):

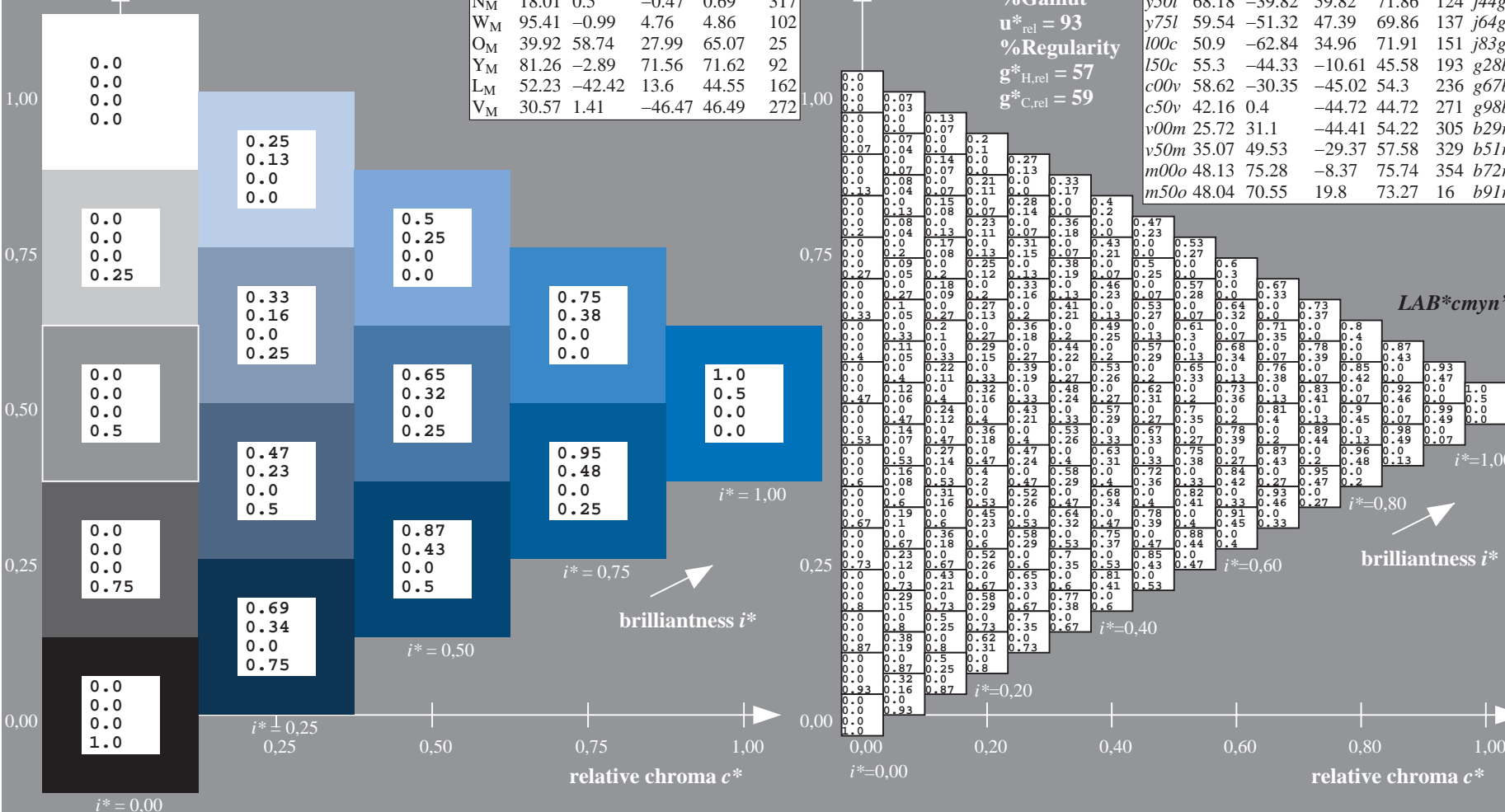
$LAB^*LAB^*_{Ma}$ : 42 0 -45  
 $LAB^*LCH^*_{Ma}$ : 42 45 270  
 $lab^*olv^*_{Ma}$ : 0.0 0.5 1.0  
 $lab^*rgb^*_{Ma}$ : 0.0 0.02 1.0

triangle lightness  $t^*$

%Gamut  
 $u^*_{rel} = 93$   
 %Regularity  
 $g^*_{H,rel} = 57$   
 $g^*_{C,rel} = 59$

ORS18\_95aM; adapted (a) CIELAB data

$u^*_d$	$L^*=L^*_a$	$a^*_a$	$b^*_a$	$C^*_{ab,a}$	$h^*_{ab,a}$	$u^*_e$
<i>o00y</i>	47.94	65.39	50.52	82.63	38	<i>r18j</i>
<i>o25y</i>	58.38	46.78	60.66	76.6	52	<i>r40j</i>
<i>o50y</i>	67.98	29.66	69.99	76.02	67	<i>r62j</i>
<i>o75y</i>	78.09	11.63	79.82	80.66	82	<i>r83j</i>
<i>y00l</i>	90.37	-10.27	91.75	92.32	96	<i>j06g</i>
<i>y25l</i>	77.89	-26.88	73.8	78.54	110	<i>j25g</i>
<i>y50l</i>	68.18	-39.82	59.82	71.86	124	<i>j44g</i>
<i>y75l</i>	59.54	-51.32	47.39	69.86	137	<i>j64g</i>
<i>l00c</i>	50.9	-62.84	34.96	71.91	151	<i>j83g</i>
<i>l50c</i>	55.3	-44.33	-10.61	45.58	193	<i>g28b</i>
<i>c00v</i>	58.62	-30.35	-45.02	54.3	236	<i>g67b</i>
<i>c50v</i>	42.16	0.4	-44.72	44.72	271	<i>g98b</i>
<i>v00m</i>	25.72	31.1	-44.41	54.22	305	<i>b29r</i>
<i>v50m</i>	35.07	49.53	-29.37	57.58	329	<i>b51r</i>
<i>m00o</i>	48.13	75.28	-8.37	75.74	354	<i>b72r</i>
<i>m50o</i>	48.04	70.55	19.8	73.27	16	<i>b91r</i>

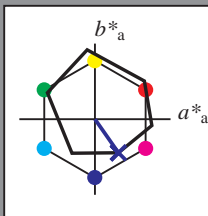


See for similar files: <http://www.ps.bam.de/Ee64/>; [www.ps.bam.de/Ee64/](http://www.ps.bam.de/Ee64/); [www.ps.bam.de/Ee64/](http://www.ps.bam.de/Ee64/)  
 Technical information: <http://www.ps.bam.de> Version 2.1, io=1,1, ColSpx=1

BAM registration: 20081001-Ee64/10L/L64E00NP.PS/.PDF BAM material: code=rhadata  
 application for evaluation and measurement of printer or monitor systems

Input and output: Colorimetric Printer Reflective System ORS18\_95aM for relative CIELAB hue  $h^* = lab^*h^* = h_{ab}/360 = 0.847$   
 data for any colour:

$lab^*tch^*$  and  $lab^*icu^*$   
 Hue texts:  
 $u^*_d = v00m$   $u^*_e = b29r$   
 contrast reduction factor:  
 $c_R = 1.0$   
 triangle lightness  $t^*$



ORS18\_95aM; CIELAB data

$u^*_d$	$L^*=L^*$	$a^*$	$b^*$	$C^*_{ab}$	$h^*_{ab}$
O <sub>M</sub>	47.94	65.31	52.07	83.53	39
Y <sub>M</sub>	90.37	-11.16	96.17	96.82	97
L <sub>M</sub>	50.9	-62.97	36.71	72.89	150
C <sub>M</sub>	58.62	-30.63	-42.75	52.59	234
V <sub>M</sub>	25.72	31.45	-44.36	54.38	305
M <sub>M</sub>	48.13	75.2	-6.8	75.51	355
N <sub>M</sub>	18.01	0.5	-0.47	0.69	317
W <sub>M</sub>	95.41	-0.99	4.76	4.86	102
O <sub>M</sub>	39.92	58.74	27.99	65.07	25
Y <sub>M</sub>	81.26	-2.89	71.56	71.62	92
L <sub>M</sub>	52.23	-42.42	13.6	44.55	162
V <sub>M</sub>	30.57	1.41	-46.47	46.49	272

Data for maximum colour (Ma):

$LAB^*LAB^*_{Ma}$ : 26 31 -44  
 $LAB^*LCH^*_{Ma}$ : 26 54 305  
 $lab^*olv^*_{Ma}$ : 0.0 0.0 1.0  
 $lab^*rgb^*_{Ma}$ : 0.58 0.0 1.0

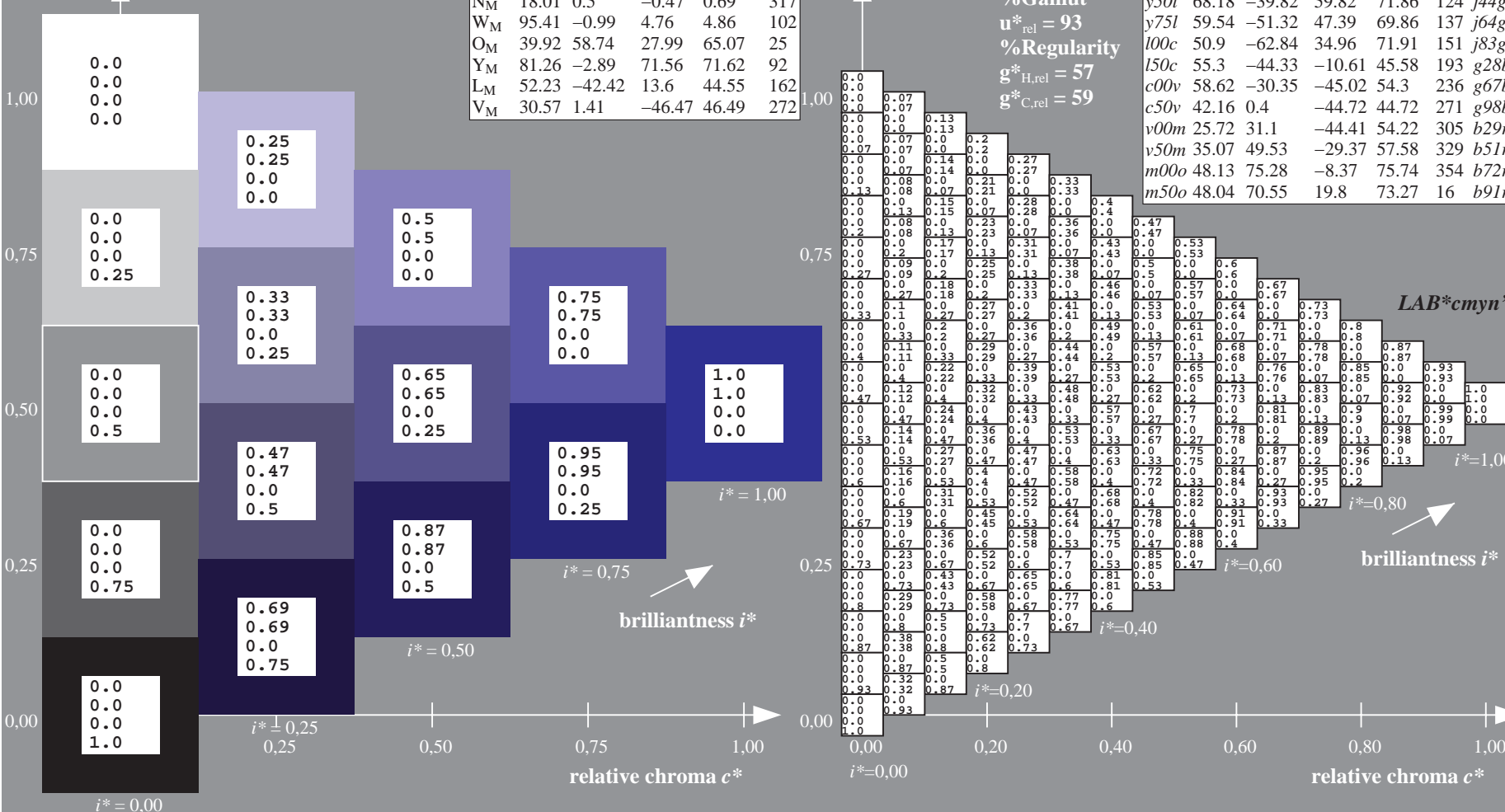
triangle lightness  $t^*$

%Gamut  
 $u^*_{rel} = 93$   
 %Regularity  
 $g^*_{H,rel} = 57$   
 $g^*_{C,rel} = 59$

$u^*_d = v00m$   
 $LAB^*cmy^n^*$

ORS18\_95aM; adapted (a) CIELAB data

$u^*_d$	$L^*=L^*_a$	$a^*_a$	$b^*_a$	$C^*_{ab,a}$	$h^*_{ab,a}$	$u^*_e$
o00y	47.94	65.39	50.52	82.63	38	r18j
o25y	58.38	46.78	60.66	76.6	52	r40j
o50y	67.98	29.66	69.99	76.02	67	r62j
o75y	78.09	11.63	79.82	80.66	82	r83j
y00l	90.37	-10.27	91.75	92.32	96	j06g
y25l	77.89	-26.88	73.8	78.54	110	j25g
y50l	68.18	-39.82	59.82	71.86	124	j44g
y75l	59.54	-51.32	47.39	69.86	137	j64g
l00c	50.9	-62.84	34.96	71.91	151	j83g
l50c	55.3	-44.33	-10.61	45.58	193	g28b
c00v	58.62	-30.35	-45.02	54.3	236	g67b
c50v	42.16	0.4	-44.72	44.72	271	g98b
v00m	25.72	31.1	-44.41	54.22	305	b29r
v50m	35.07	49.53	-29.37	57.58	329	b51r
m00o	48.13	75.28	-8.37	75.74	354	b72r
m50o	48.04	70.55	19.8	73.27	16	b91r

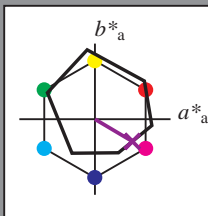


See for similar files: <http://www.ps.bam.de/Ee64/>; [www.ps.bam.de/Ee.HTM](http://www.ps.bam.de/Ee.HTM)  
 Technical information: <http://www.ps.bam.de> Version 2.1, io=1,1, ColSpx=1

BAM registration: 20081001-Ee64/10L/L64E00NP.PS/.PDF BAM material: code=rhadata  
 application for evaluation and measurement of printer or monitor systems

Input and output: Colorimetric Printer Reflective System ORS18\_95aM for relative CIELAB hue  $h^* = lab^*h^* = h_{ab}/360 = 0.915$   
 data for any colour:

$lab^*tch^*$  and  $lab^*icu^*$   
 Hue texts:  
 $u^*_d = v50m$   $u^*_e = b51r$   
 contrast reduction factor:  
 $c_R = 1.0$   
 triangle lightness  $t^*$



ORS18\_95aM; CIELAB data

$u^*_d$	$L^*=L^*$	$a^*$	$b^*$	$C^*_{ab}$	$h^*_{ab}$
O <sub>M</sub>	47.94	65.31	52.07	83.53	39
Y <sub>M</sub>	90.37	-11.16	96.17	96.82	97
L <sub>M</sub>	50.9	-62.97	36.71	72.89	150
C <sub>M</sub>	58.62	-30.63	-42.75	52.59	234
V <sub>M</sub>	25.72	31.45	-44.36	54.38	305
M <sub>M</sub>	48.13	75.2	-6.8	75.51	355
N <sub>M</sub>	18.01	0.5	-0.47	0.69	317
W <sub>M</sub>	95.41	-0.99	4.76	4.86	102
O <sub>M</sub>	39.92	58.74	27.99	65.07	25
Y <sub>M</sub>	81.26	-2.89	71.56	71.62	92
L <sub>M</sub>	52.23	-42.42	13.6	44.55	162
V <sub>M</sub>	30.57	1.41	-46.47	46.49	272

Data for maximum colour (Ma):

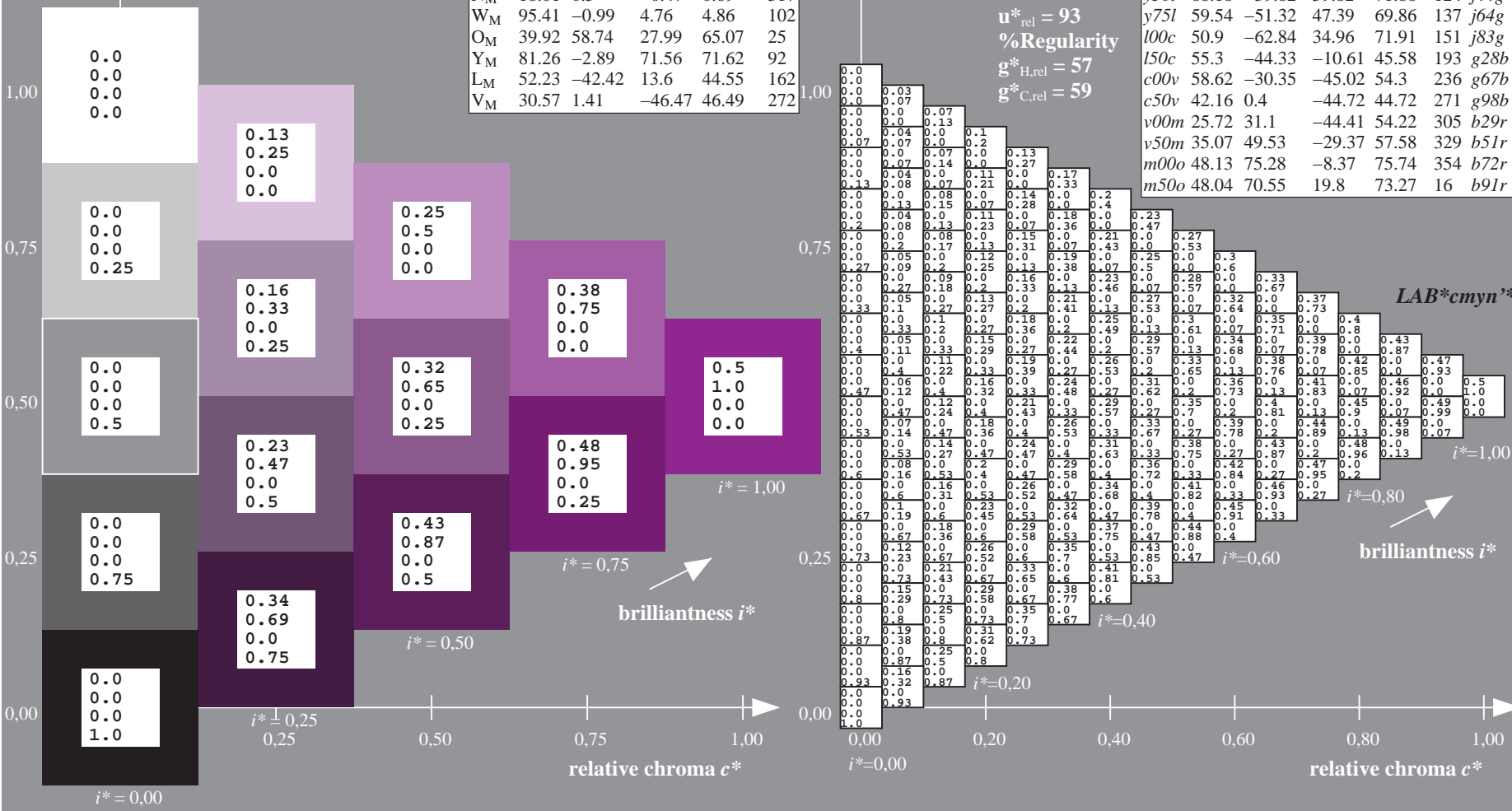
$LAB^*LAB^*_{Ma}$ : 35 50 -29  
 $LAB^*LCH^*_{Ma}$ : 35 58 329  
 $lab^*olv^*_{Ma}$ : 0.5 0.0 1.0  
 $lab^*rgb^*_{Ma}$ : 1.0 0.0 0.99

triangle lightness  $t^*$

%Gamut  
 $u^*_{rel} = 93$   
 %Regularity  
 $g^*_{H,rel} = 57$   
 $g^*_{C,rel} = 59$

ORS18\_95aM; adapted (a) CIELAB data

$u^*_d$	$L^*=L^*_a$	$a^*_a$	$b^*_a$	$C^*_{ab,a}$	$h^*_{ab,a}$	$u^*_e$
o00y	47.94	65.39	50.52	82.63	38	r18j
o25y	58.38	46.78	60.66	76.6	52	r40j
o50y	67.98	29.66	69.99	76.02	67	r62j
o75y	78.09	11.63	79.82	80.66	82	r83j
y00l	90.37	-10.27	91.75	92.32	96	j06g
y25l	77.89	-26.88	73.8	78.54	110	j25g
y50l	68.18	-39.82	59.82	71.86	124	j44g
y75l	59.54	-51.32	47.39	69.86	137	j64g
l00c	50.9	-62.84	34.96	71.91	151	j83g
l50c	55.3	-44.33	-10.61	45.58	193	g28b
c00v	58.62	-30.35	-45.02	54.3	236	g67b
c50v	42.16	0.4	-44.72	44.72	271	g98b
v00m	25.72	31.1	-44.41	54.22	305	b29r
v50m	35.07	49.53	-29.37	57.58	329	b51r
m00o	48.13	75.28	-8.37	75.74	354	b72r
m50o	48.04	70.55	19.8	73.27	16	b91r

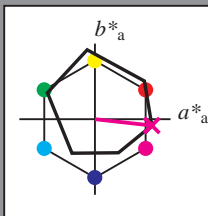


See for similar files: <http://www.ps.bam.de/Ee64/>; [www.ps.bam.de/Ee64/](http://www.ps.bam.de/Ee64/); [www.ps.bam.de/Ee64/](http://www.ps.bam.de/Ee64/)  
 Technical information: <http://www.ps.bam.de> Version 2.1, io=1,1, ColSpx=1

BAM registration: 20081001-Ee64/10L/L64E00NP.PS/.PDF BAM material: code=rhadata  
 application for evaluation and measurement of printer or monitor systems

Input and output: Colorimetric Printer Reflective System ORS18\_95aM for relative CIELAB hue  $h^* = lab^*h^* = h_{ab}/360 = 0.982$   
 data for any colour:

lab\**tch\** and lab\**icu\**  
 Hue texts:  
 $u^*_d = m00o$   $u^*_e = b72r$   
 contrast reduction factor:  
 $c_R = 1.0$   
 triangle lightness  $t^*$



ORS18\_95aM; CIELAB data

$u^*_d$	$L^*=L^*$	$a^*$	$b^*$	$C^*_{ab}$	$h^*_{ab}$
O <sub>M</sub>	47.94	65.31	52.07	83.53	39
Y <sub>M</sub>	90.37	-11.16	96.17	96.82	97
L <sub>M</sub>	50.9	-62.97	36.71	72.89	150
C <sub>M</sub>	58.62	-30.63	-42.75	52.59	234
V <sub>M</sub>	25.72	31.45	-44.36	54.38	305
M <sub>M</sub>	48.13	75.2	-6.8	75.51	355
N <sub>M</sub>	18.01	0.5	-0.47	0.69	317
W <sub>M</sub>	95.41	-0.99	4.76	4.86	102
O <sub>M</sub>	39.92	58.74	27.99	65.07	25
Y <sub>M</sub>	81.26	-2.89	71.56	71.62	92
L <sub>M</sub>	52.23	-42.42	13.6	44.55	162
V <sub>M</sub>	30.57	1.41	-46.47	46.49	272

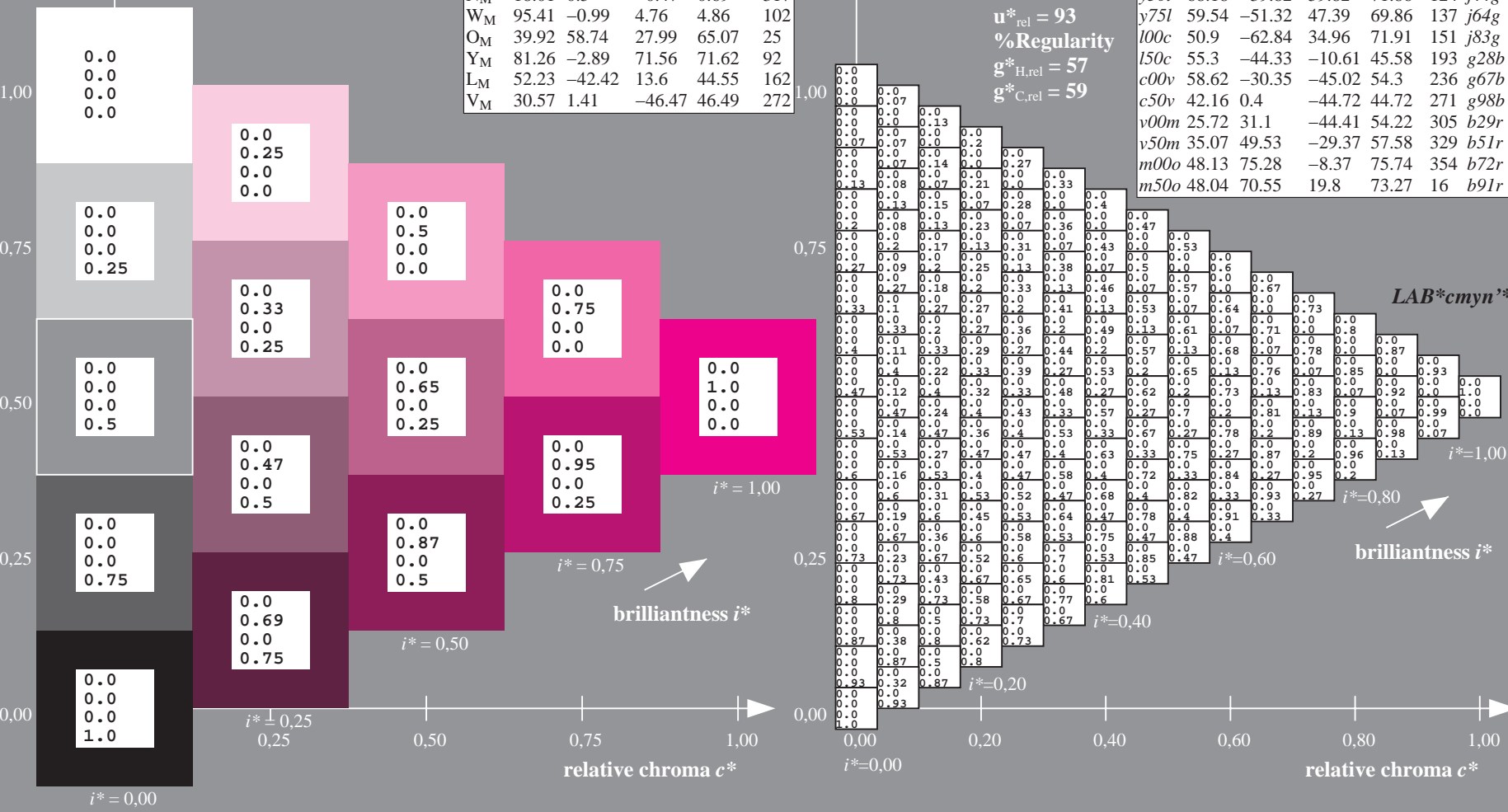
Data for maximum colour (Ma):

LAB\*LAB\**Ma*: 48 75 -8  
 LAB\*LCH\**Ma*: 48 76 353  
 lab\**olv\***Ma*: 1.0 0.0 1.0  
 lab\**rgb\***Ma*: 1.0 0.0 0.56

triangle lightness  $t^*$   
 %Gamut  
 $u^*_{rel} = 93$   
 %Regularity  
 $g^*_{H,rel} = 57$   
 $g^*_{C,rel} = 59$

ORS18\_95aM; adapted (a) CIELAB data

$u^*_d$	$L^*=L^*$	$a^*_a$	$b^*_a$	$C^*_{ab,a}$	$h^*_{ab,a}$	$u^*_e$
<i>o00y</i>	47.94	65.39	50.52	82.63	38	<i>r18j</i>
<i>o25y</i>	58.38	46.78	60.66	76.6	52	<i>r40j</i>
<i>o50y</i>	67.98	29.66	69.99	76.02	67	<i>r62j</i>
<i>o75y</i>	78.09	11.63	79.82	80.66	82	<i>r83j</i>
<i>y00l</i>	90.37	-10.27	91.75	92.32	96	<i>j06g</i>
<i>y25l</i>	77.89	-26.88	73.8	78.54	110	<i>j25g</i>
<i>y50l</i>	68.18	-39.82	59.82	71.86	124	<i>j44g</i>
<i>y75l</i>	59.54	-51.32	47.39	69.86	137	<i>j64g</i>
<i>l00c</i>	50.9	-62.84	34.96	71.91	151	<i>j83g</i>
<i>l50c</i>	55.3	-44.33	-10.61	45.58	193	<i>g28b</i>
<i>c00v</i>	58.62	-30.35	-45.02	54.3	236	<i>g67b</i>
<i>c50v</i>	42.16	0.4	-44.72	44.72	271	<i>g98b</i>
<i>v00m</i>	25.72	31.1	-44.41	54.22	305	<i>b29r</i>
<i>v50m</i>	35.07	49.53	-29.37	57.58	329	<i>b51r</i>
<i>m00o</i>	48.13	75.28	-8.37	75.74	354	<i>b72r</i>
<i>m50o</i>	48.04	70.55	19.8	73.27	16	<i>b91r</i>

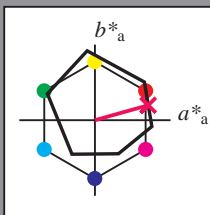


See for similar files: <http://www.ps.bam.de/Ee64/>; [www.ps.bam.de/Ee.HTM](http://www.ps.bam.de/Ee.HTM)  
 Technical information: <http://www.ps.bam.de> Version 2.1, io=1,1, ColSPx=1

BAM registration: 20081001-Ee64/10L/L64E00NP.PS/.PDF BAM material: code=rhadata  
 application for evaluation and measurement of printer or monitor systems

Input and output: Colorimetric Printer Reflective System ORS18\_95aM for relative CIELAB hue  $h^* = lab^*h^* = h_{ab}/360 = 0.044$

data for any colour:  
 $lab^*tch^*$  and  $lab^*icu^*$   
 Hue texts:  
 $u^*_d = m50o$   $u^*_e = b91r$   
 contrast reduction factor:  
 $c_R = 1.0$   
 triangle lightness  $t^*$



ORS18\_95aM; CIELAB data

$u^*_d$	$L^*=L^*_a$	$a^*_a$	$b^*_a$	$C^*_{ab}$	$h^*_{ab}$
O <sub>M</sub>	47.94	65.31	52.07	83.53	39
Y <sub>M</sub>	90.37	-11.16	96.17	96.82	97
L <sub>M</sub>	50.9	-62.97	36.71	72.89	150
C <sub>M</sub>	58.62	-30.63	-42.75	52.59	234
V <sub>M</sub>	25.72	31.45	-44.36	54.38	305
M <sub>M</sub>	48.13	75.2	-6.8	75.51	355
N <sub>M</sub>	18.01	0.5	-0.47	0.69	317
W <sub>M</sub>	95.41	-0.99	4.76	4.86	102
O <sub>M</sub>	39.92	58.74	27.99	65.07	25
Y <sub>M</sub>	81.26	-2.89	71.56	71.62	92
L <sub>M</sub>	52.23	-42.42	13.6	44.55	162
V <sub>M</sub>	30.57	1.41	-46.47	46.49	272

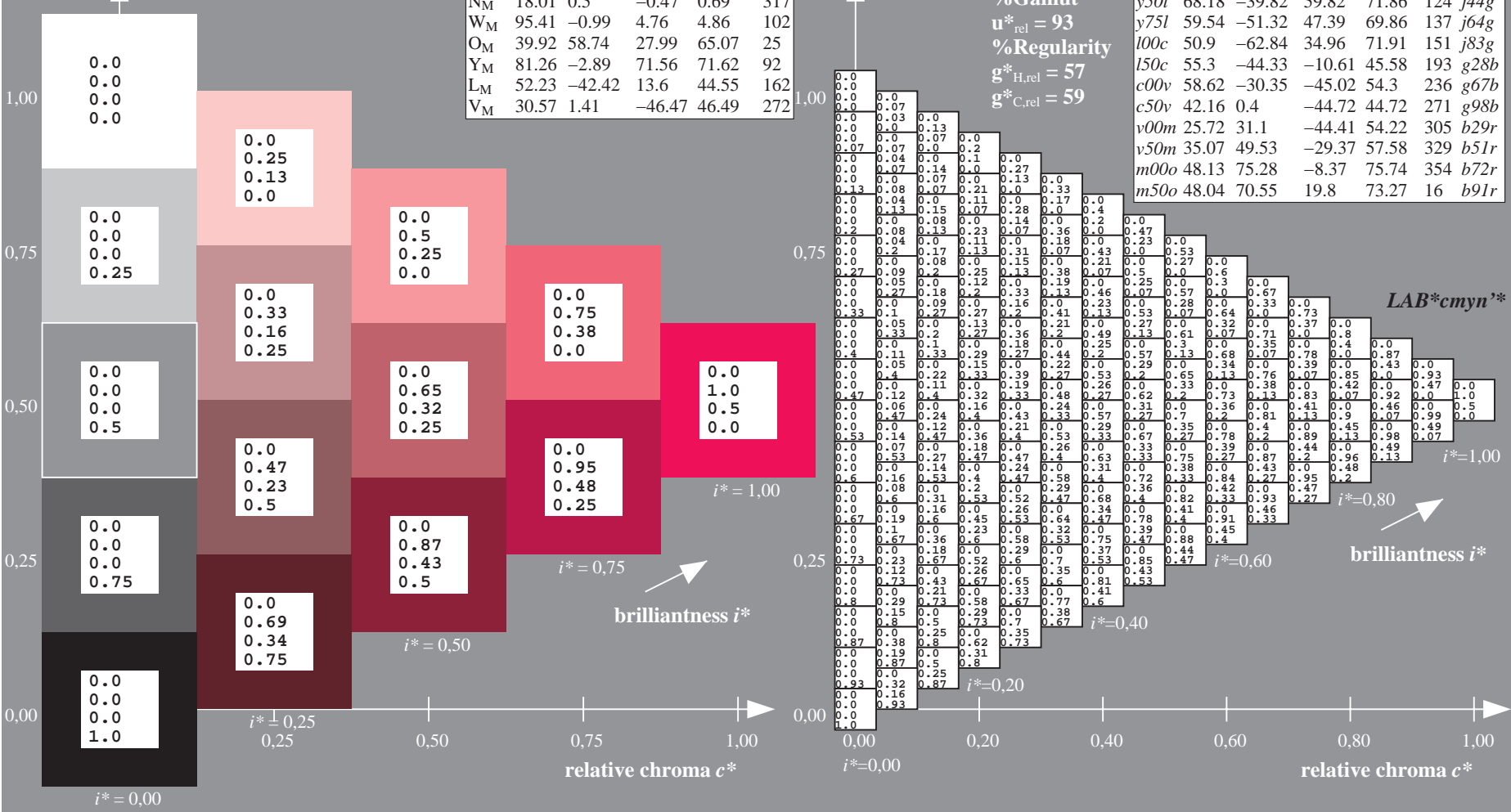
Data for maximum colour (Ma):

$LAB^*LAB^*_{Ma}$ : 48 71 20  
 $LAB^*LCH^*_{Ma}$ : 48 73 15  
 $lab^*olv^*_{Ma}$ : 1.0 0.0 0.5  
 $lab^*rgb^*_{Ma}$ : 1.0 0.0 0.17  
 triangle lightness  $t^*$

ORS18\_95aM; adapted (a) CIELAB data

$u^*_d$	$L^*=L^*_a$	$a^*_a$	$b^*_a$	$C^*_{ab,a}$	$h^*_{ab,a}$	$u^*_e$
o00y	47.94	65.39	50.52	82.63	38	r18j
o25y	58.38	46.78	60.66	76.6	52	r40j
o50y	67.98	29.66	69.99	76.02	67	r62j
o75y	78.09	11.63	79.82	80.66	82	r83j
y00l	90.37	-10.27	91.75	92.32	96	j06g
y25l	77.89	-26.88	73.8	78.54	110	j25g
y50l	68.18	-39.82	59.82	71.86	124	j44g
y75l	59.54	-51.32	47.39	69.86	137	j64g
l00c	50.9	-62.84	34.96	71.91	151	j83g
l50c	55.3	-44.33	-10.61	45.58	193	g28b
c00v	58.62	-30.35	-45.02	54.3	236	g67b
c50v	42.16	0.4	-44.72	44.72	271	g98b
v00m	25.72	31.1	-44.41	54.22	305	b29r
v50m	35.07	49.53	-29.37	57.58	329	b51r
m00o	48.13	75.28	-8.37	75.74	354	b72r
m50o	48.04	70.55	19.8	73.27	16	b91r

%Gamut  
 $u^*_{rel} = 93$   
 %Regularity  
 $g^*_{H,rel} = 57$   
 $g^*_{C,rel} = 59$



$LAB^*cmy^n^*$

brilliantness  $i^*$

BAM registration: 20081001-Ee64/10L/L64E00NP.PS/.PDF BAM material: code=rhadata  
 application for evaluation and measurement of printer or monitor systems

