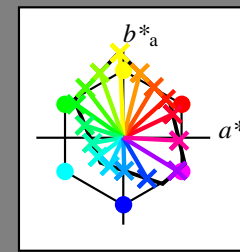


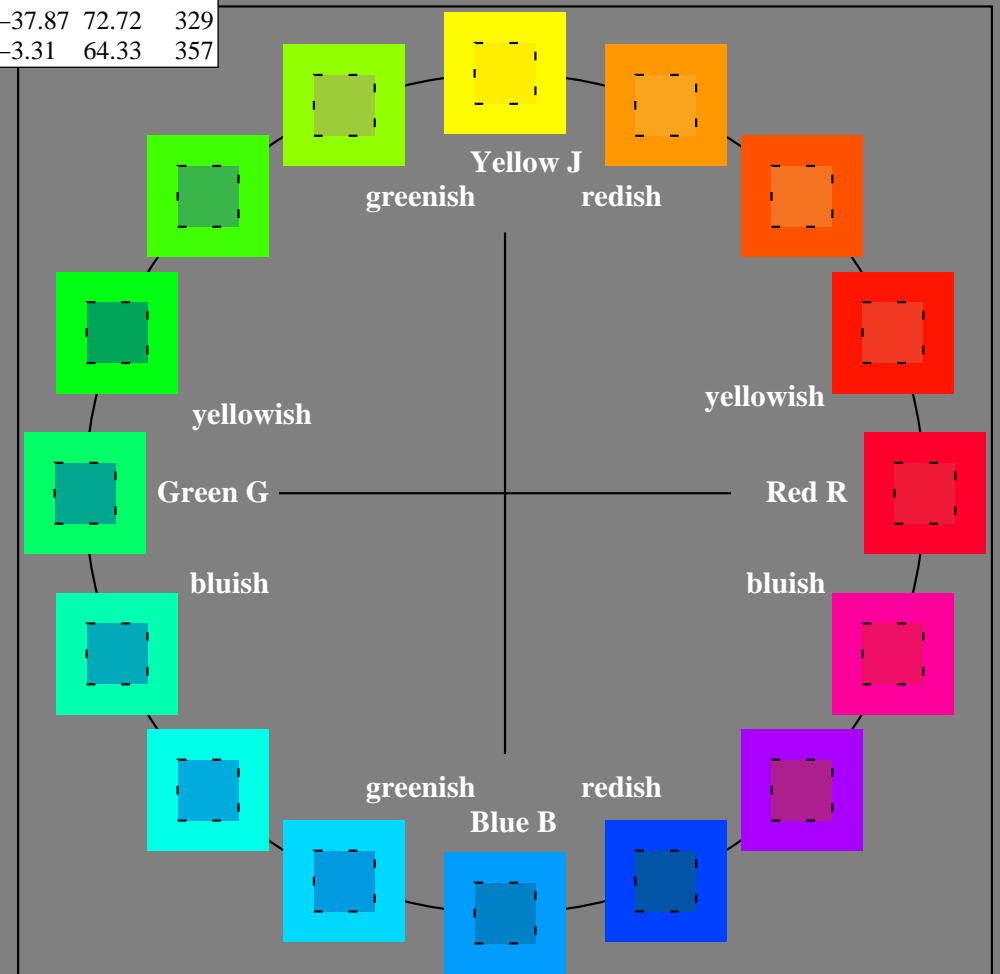
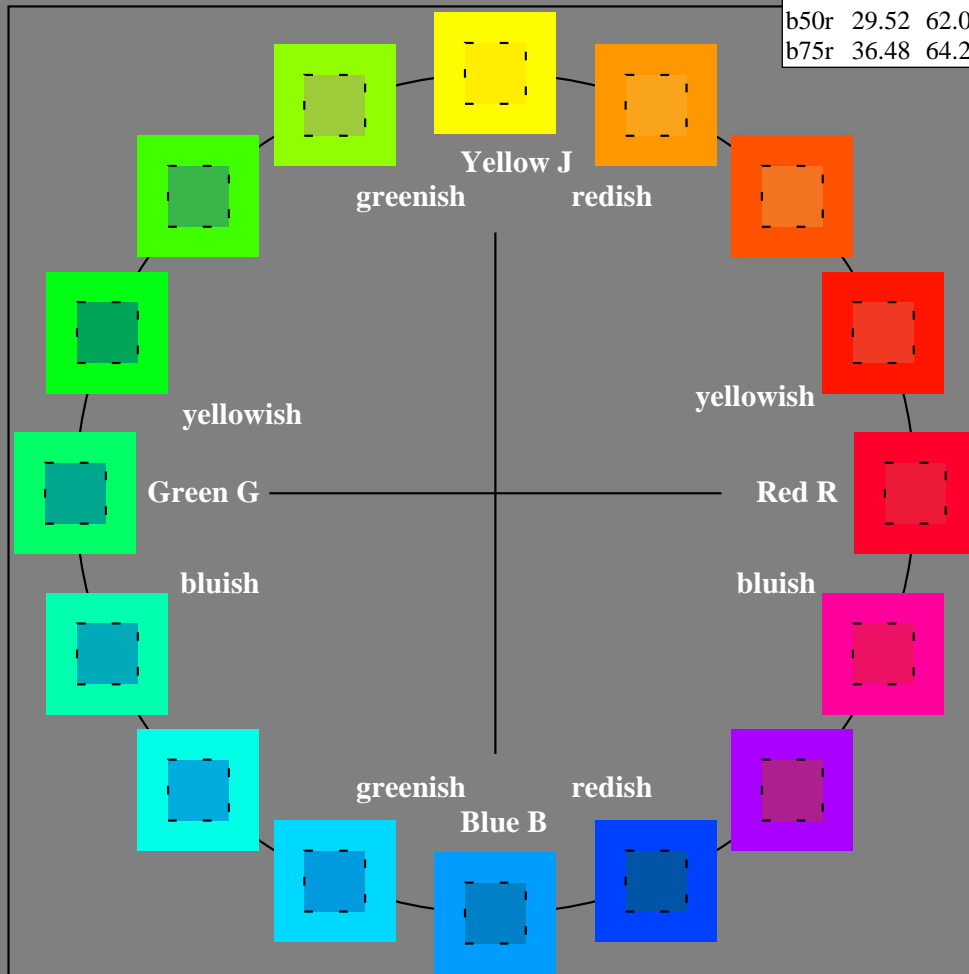
Input and output:
 Colorimetric Printer Reflective System FRS15_90a
 data for any colour:
*lab**tch*** and *lab**icu***
 elementary hue text:
*u** = 16 hues *r00j*, *r25j*, ..., *b75r*
 contrast reduction factor:
 $c_R = 0.9$

FRS15_90a; adapted (a) CIELAB data					
	$L^*=L^*_a$	a^*_a	b^*_a	$C^*_{ab,a}$	$h^*_{ab,a}$
r00j	35.47	56.92	27.12	63.05	25
r25j	39.12	49.04	44.45	66.19	42
r50j	50.64	35.19	58.33	68.13	59
r75j	64.01	19.11	74.45	76.87	76
j00g	83.18	-3.93	97.56	97.64	92
j25g	66.73	-26.86	74.66	79.35	110
j50g	54.03	-43.42	57.07	71.71	127
j75g	44.73	-54.21	38.33	66.4	145
g00b	47.59	-44.11	14.14	46.33	162
g25b	49.97	-35.68	-6.03	36.19	190
g50b	51.85	-29.05	-21.88	36.38	217
g75b	46.92	-15.53	-32.37	35.92	244
b00r	37.91	1.15	-38.05	38.08	272
b25r	23.81	27.31	-46.96	54.33	300
b50r	29.52	62.07	-37.87	72.72	329
b75r	36.48	64.24	-3.31	64.33	357



%Gamut
 $u^*_{rel} = 88$
 %Regularity
 $g^*_{H,rel} = 31$
 $g^*_{C,rel} = 40$

FRS15_90a; adapted (a) CIELAB data					
	$L^*=L^*_a$	a^*_a	b^*_a	$C^*_{ab,a}$	$h^*_{ab,a}$
O _{Ma}	35.06	53.93	39.55	66.88	36
Y _{Ma}	83.77	-4.63	98.26	98.37	93
L _{Ma}	44.13	-56.32	43.36	71.09	142
C _{Ma}	52.66	-26.18	-28.74	38.89	228
V _{Ma}	14.15	45.22	-53.06	69.72	310
M _{Ma}	37.37	70.69	-30.1	76.83	337
N _{Ma}	15.0	0.0	0.0	0.0	0
W _{Ma}	90.0	0.0	0.0	0.0	0
R _{CIE}	39.92	58.74	27.99	65.07	25
J _{CIE}	81.26	-2.88	71.56	71.62	92
G _{CIE}	52.23	-42.41	13.6	44.55	162
B _{CIE}	30.57	1.41	-46.46	46.49	272



Input and output: Colorimetric Printer Reflective System FRS15_90a for relative CIELAB hue $h^* = lab^*h^* = h_{ab}/360 = 25/360 = 0.071$

$u^* = r00j$

data for any colour:

lab^*ich^* and lab^*icu^*

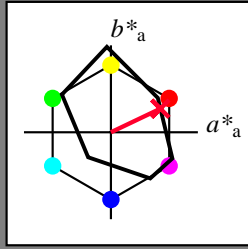
elementary hue text:

$u^* = r00j$

contrast reduction factor:

$c_R = 0.9$

triangle lightness t^*



FRS15_90a; adapted (a) CIELAB data

	$L^*=L^*_a$	a^*_a	b^*_a	$C^*_{ab,a}$	$h^*_{ab,a}$
O _{Ma}	35.06	53.93	39.55	66.88	36
Y _{Ma}	83.77	-4.63	98.26	98.37	93
L _{Ma}	44.13	-56.32	43.36	71.09	142
C _{Ma}	52.66	-26.18	-28.74	38.89	228
V _{Ma}	14.15	45.22	-53.06	69.72	310
M _{Ma}	37.37	70.69	-30.1	76.83	337
N _{Ma}	15.0	0.0	0.0	0.0	0
W _{Ma}	90.0	0.0	0.0	0.0	0
R _{CIE}	39.92	58.74	27.99	65.07	25
J _{CIE}	81.26	-2.88	71.56	71.62	92
G _{CIE}	52.23	-42.41	13.6	44.55	162
B _{CIE}	30.57	1.41	-46.46	46.49	272

Data for maximum colour (Ma):

$LAB^*LAB^*_{Ma}$: 35 57 27

$LAB^*LCH^*_{Ma}$: 35 63 25

$lab^*rgb^*_{Ma}$: 1.0 0.0 0.0

$lab^*olv^*_{Ma}$: 1.0 0.0 0.18

FRS15_90a; adapted (a) CIELAB data

	$L^*=L^*_a$	a^*_a	b^*_a	$C^*_{ab,a}$	$h^*_{ab,a}$
r00j	35.47	56.92	27.12	63.05	25
r25j	39.12	49.04	44.45	66.19	42
r50j	50.64	35.19	58.33	68.13	59
r75j	64.01	19.11	74.45	76.87	76
j00g	83.18	-3.93	97.56	97.64	92
j25g	66.73	-26.86	74.66	79.35	110
j50g	54.03	-43.42	57.07	71.71	127
j75g	44.73	-54.21	38.33	66.4	145
g00b	47.59	-44.11	14.14	46.33	162
g25b	49.97	-35.68	-6.03	36.19	190
g50b	51.85	-29.05	-21.88	36.38	217
g75b	46.92	-15.53	-32.37	35.92	244
b00r	37.91	1.15	-38.05	38.08	272
b25r	23.81	27.31	-46.96	54.33	300
b50r	29.52	62.07	-37.87	72.72	329
b75r	36.48	64.24	-3.31	64.33	357

triangle lightness t^*

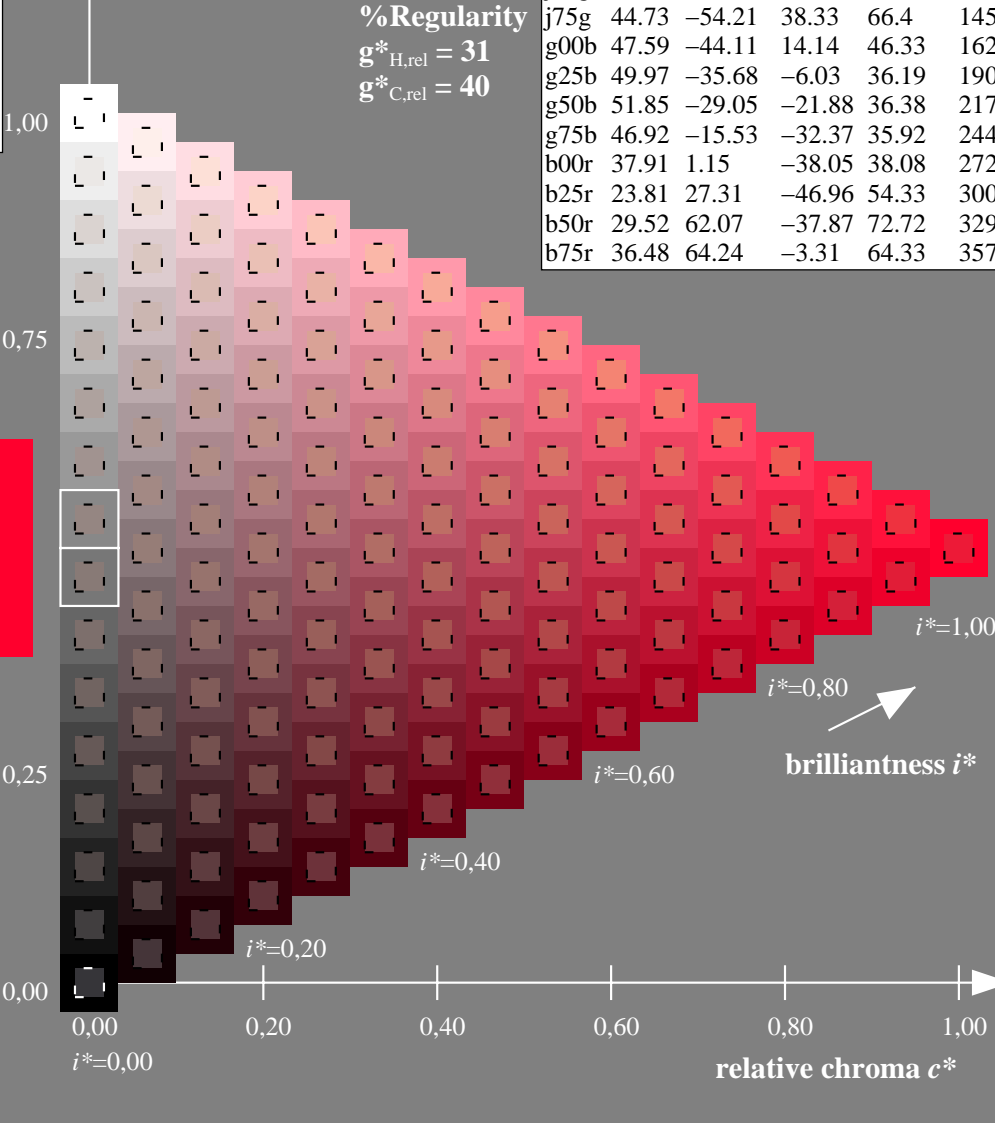
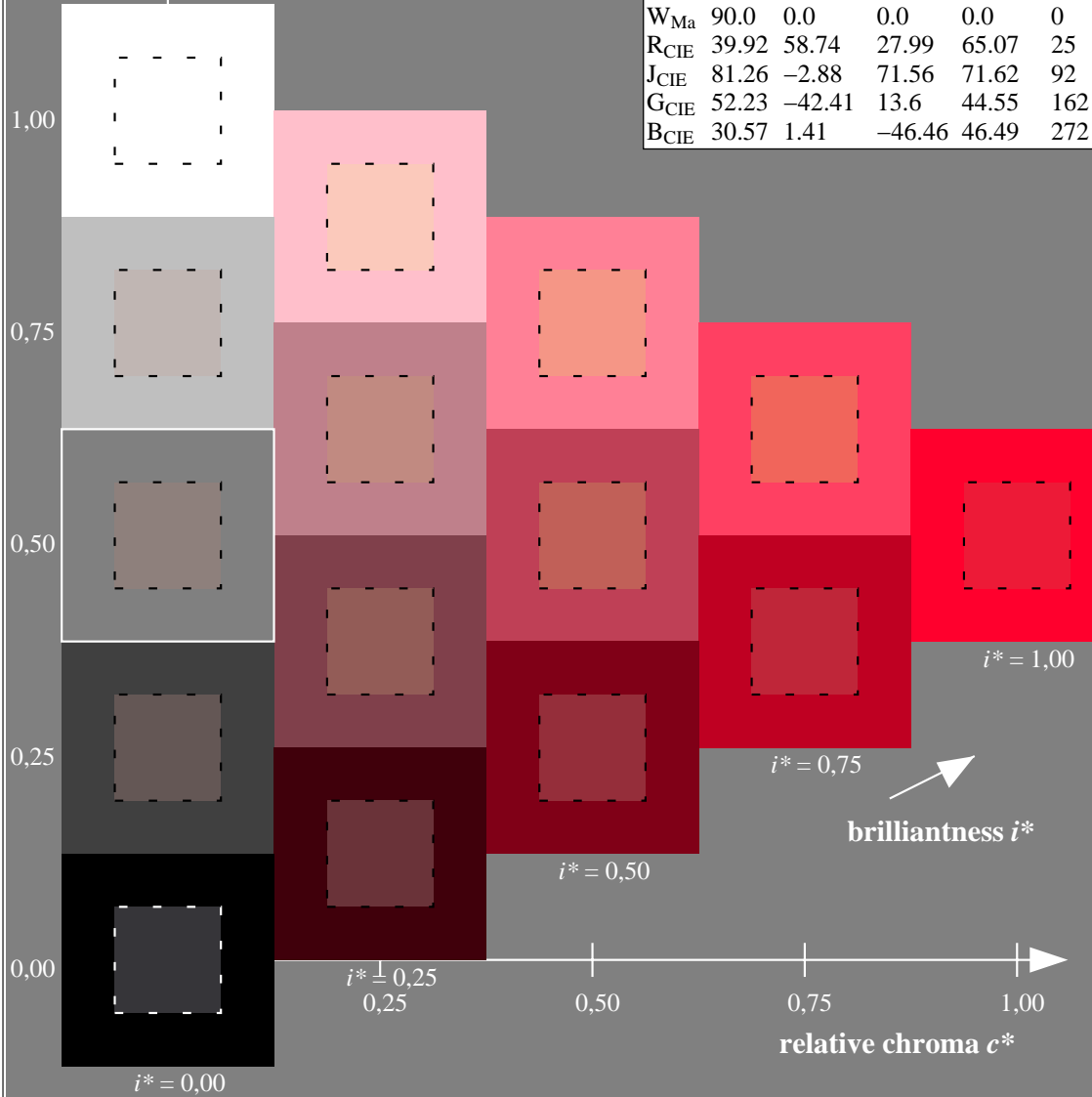
%Gamut

$u^*_{rel} = 88$

%Regularity

$g^*_{H,rel} = 31$

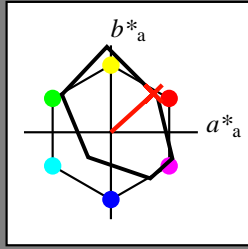
$g^*_{C,rel} = 40$



Input and output: Colorimetric Printer Reflective System FRS15_90a for relative CIELAB hue $h^* = lab^*h^* = h_{ab}/360 = 42/360 = 0.117$
 data for any colour:

$u^* = r25j$

lab^*tch^* and lab^*icu^*
 elementary hue text:
 $u^* = r25j$
 contrast reduction factor:
 $c_R = 0.9$
 triangle lightness t^*



FRS15_90a; adapted (a) CIELAB data

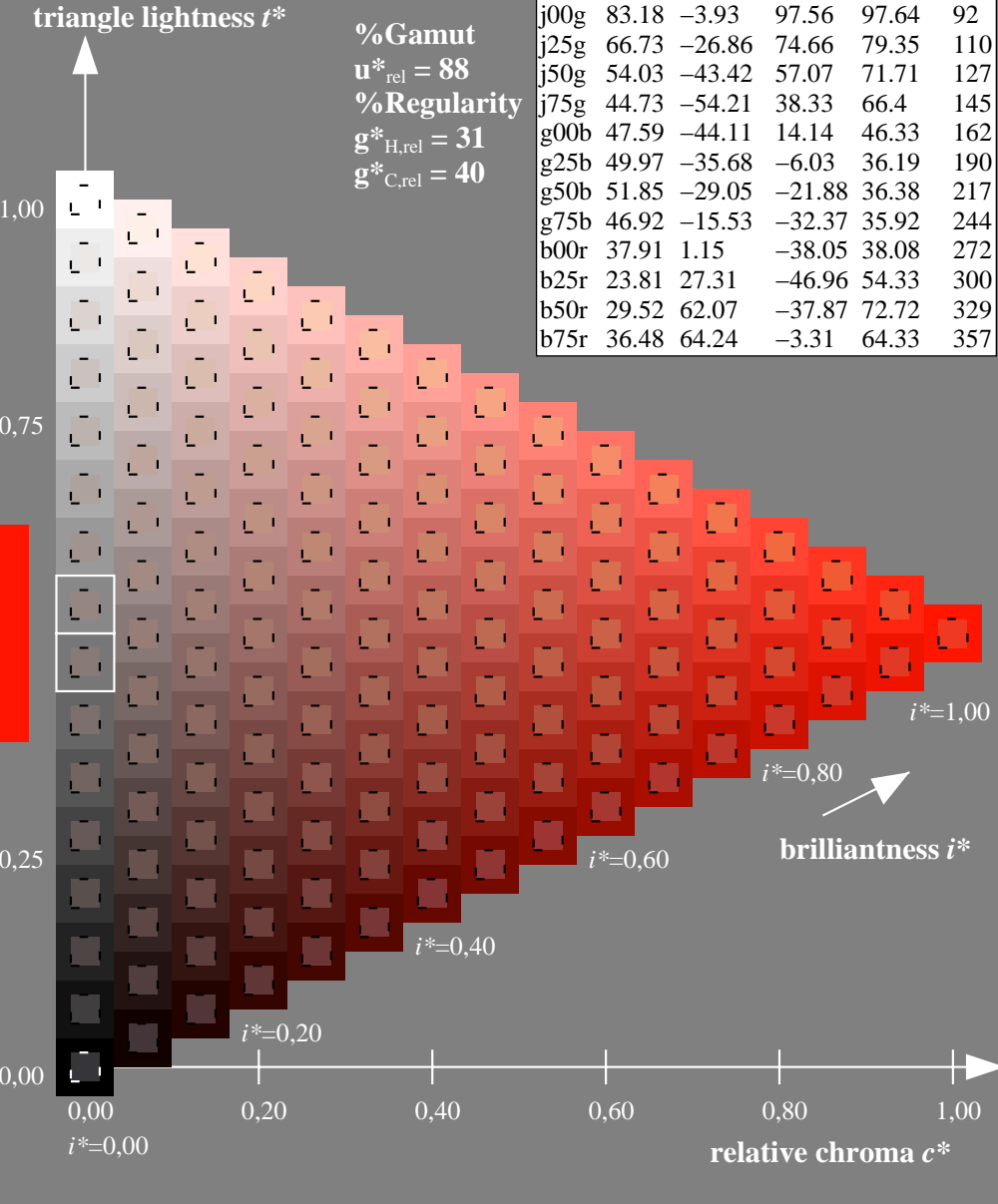
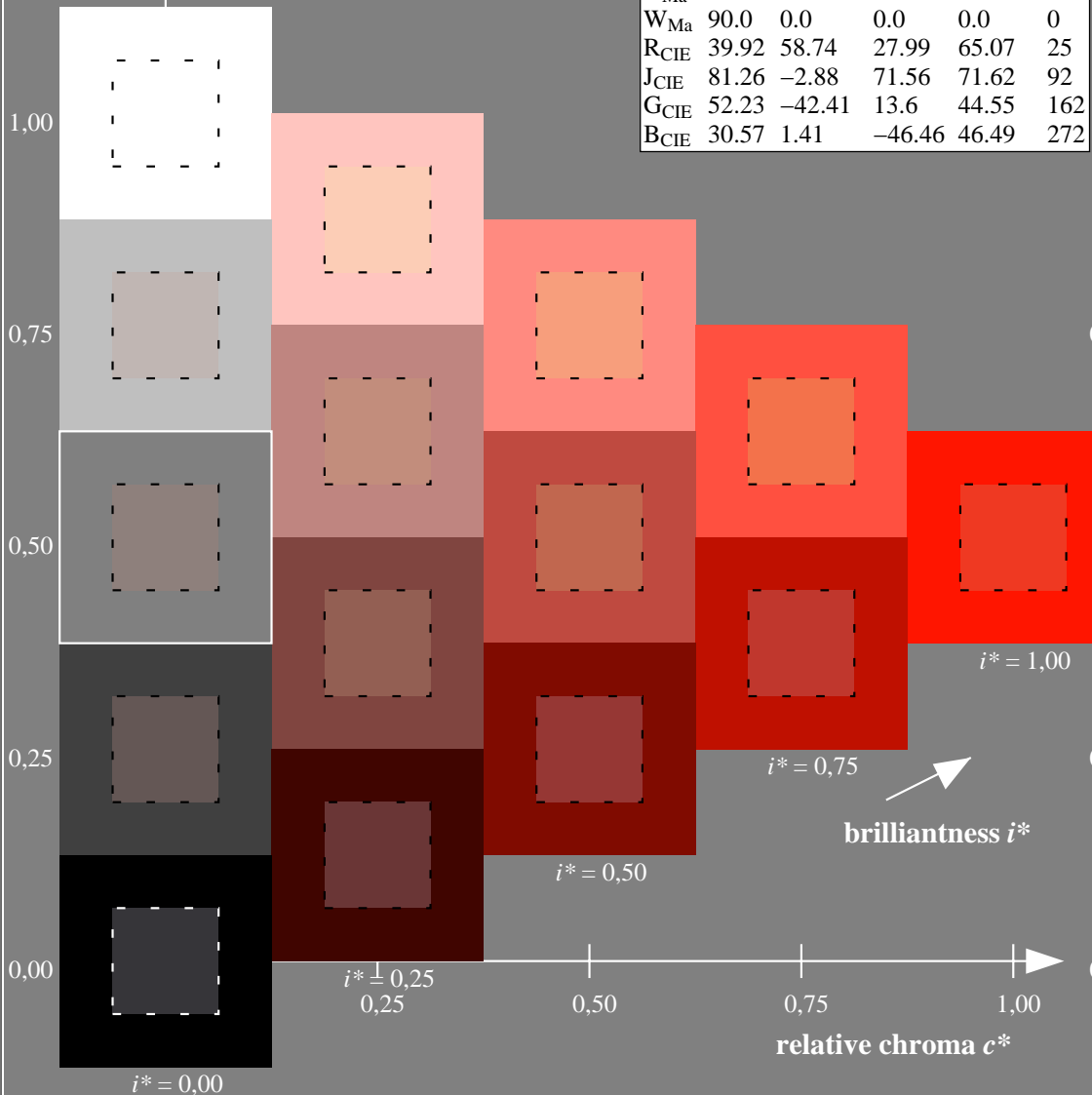
	$L^*=L^*_a$	a^*_a	b^*_a	$C^*_{ab,a}$	$h^*_{ab,a}$
O _{Ma}	35.06	53.93	39.55	66.88	36
Y _{Ma}	83.77	-4.63	98.26	98.37	93
L _{Ma}	44.13	-56.32	43.36	71.09	142
C _{Ma}	52.66	-26.18	-28.74	38.89	228
V _{Ma}	14.15	45.22	-53.06	69.72	310
M _{Ma}	37.37	70.69	-30.1	76.83	337
N _{Ma}	15.0	0.0	0.0	0.0	0
W _{Ma}	90.0	0.0	0.0	0.0	0
R _{CIE}	39.92	58.74	27.99	65.07	25
J _{CIE}	81.26	-2.88	71.56	71.62	92
G _{CIE}	52.23	-42.41	13.6	44.55	162
B _{CIE}	30.57	1.41	-46.46	46.49	272

Data for maximum colour (Ma):

$LAB^*LAB^*_{Ma}$: 39 49 44
 $LAB^*LCH^*_{Ma}$: 39 66 42
 $lab^*rgb^*_{Ma}$: 1.0 0.25 0.0
 $lab^*olv^*_{Ma}$: 1.0 0.08 0.0

FRS15_90a; adapted (a) CIELAB data

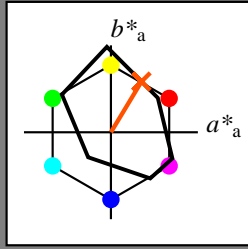
	$L^*=L^*_a$	a^*_a	b^*_a	$C^*_{ab,a}$	$h^*_{ab,a}$
r00j	35.47	56.92	27.12	63.05	25
r25j	39.12	49.04	44.45	66.19	42
r50j	50.64	35.19	58.33	68.13	59
r75j	64.01	19.11	74.45	76.87	76
j00g	83.18	-3.93	97.56	97.64	92
j25g	66.73	-26.86	74.66	79.35	110
j50g	54.03	-43.42	57.07	71.71	127
j75g	44.73	-54.21	38.33	66.4	145
g00b	47.59	-44.11	14.14	46.33	162
g25b	49.97	-35.68	-6.03	36.19	190
g50b	51.85	-29.05	-21.88	36.38	217
g75b	46.92	-15.53	-32.37	35.92	244
b00r	37.91	1.15	-38.05	38.08	272
b25r	23.81	27.31	-46.96	54.33	300
b50r	29.52	62.07	-37.87	72.72	329
b75r	36.48	64.24	-3.31	64.33	357



Input and output: Colorimetric Printer Reflective System FRS15_90a for relative CIELAB hue $h^* = lab^*h^* = h_{ab}/360 = 59/360 = 0.164$
 data for any colour:

$u^* = r50j$

lab^*tch^* and lab^*icu^*
 elementary hue text:
 $u^* = r50j$
 contrast reduction factor:
 $c_R = 0.9$
 triangle lightness t^*



FRS15_90a; adapted (a) CIELAB data

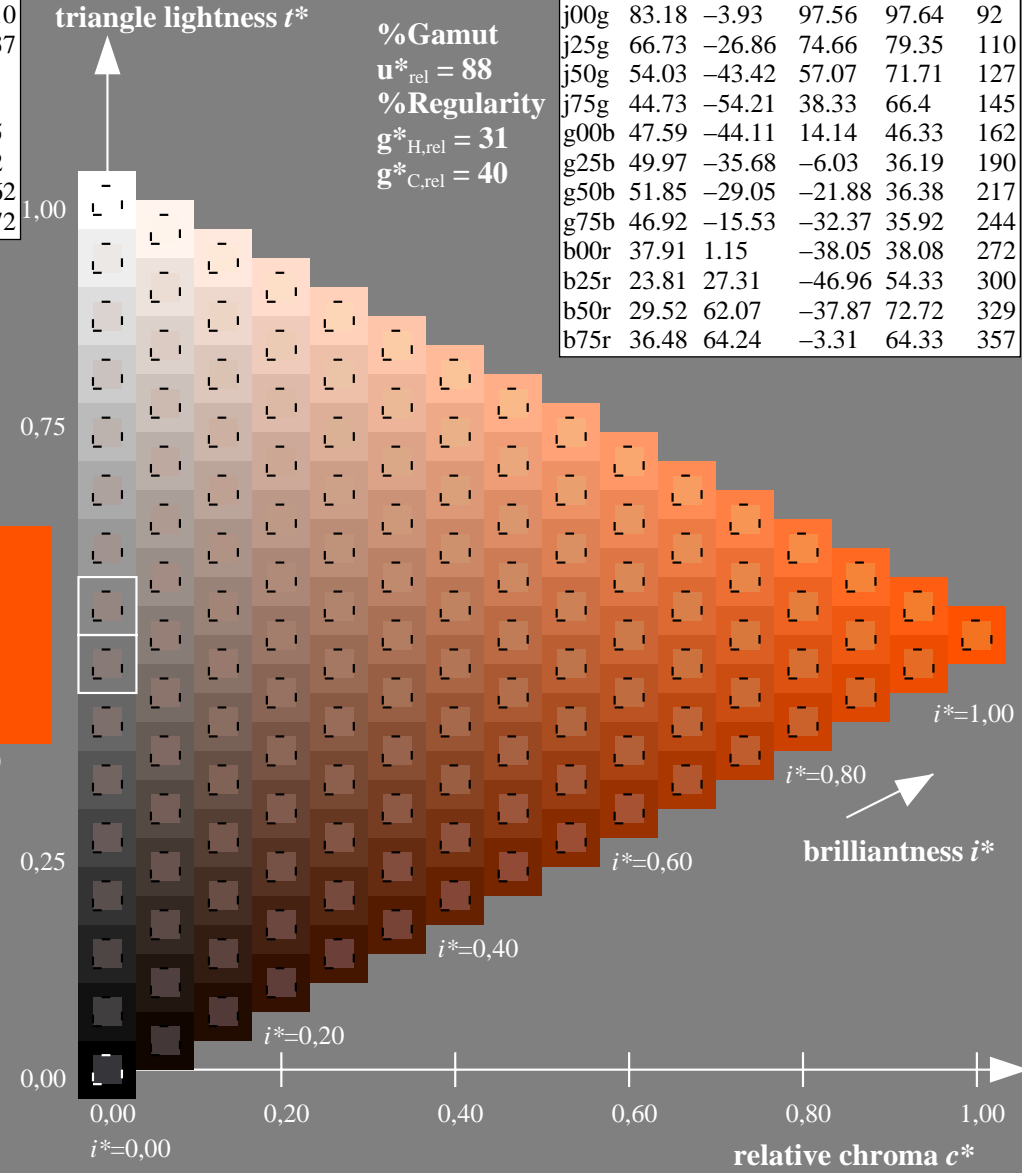
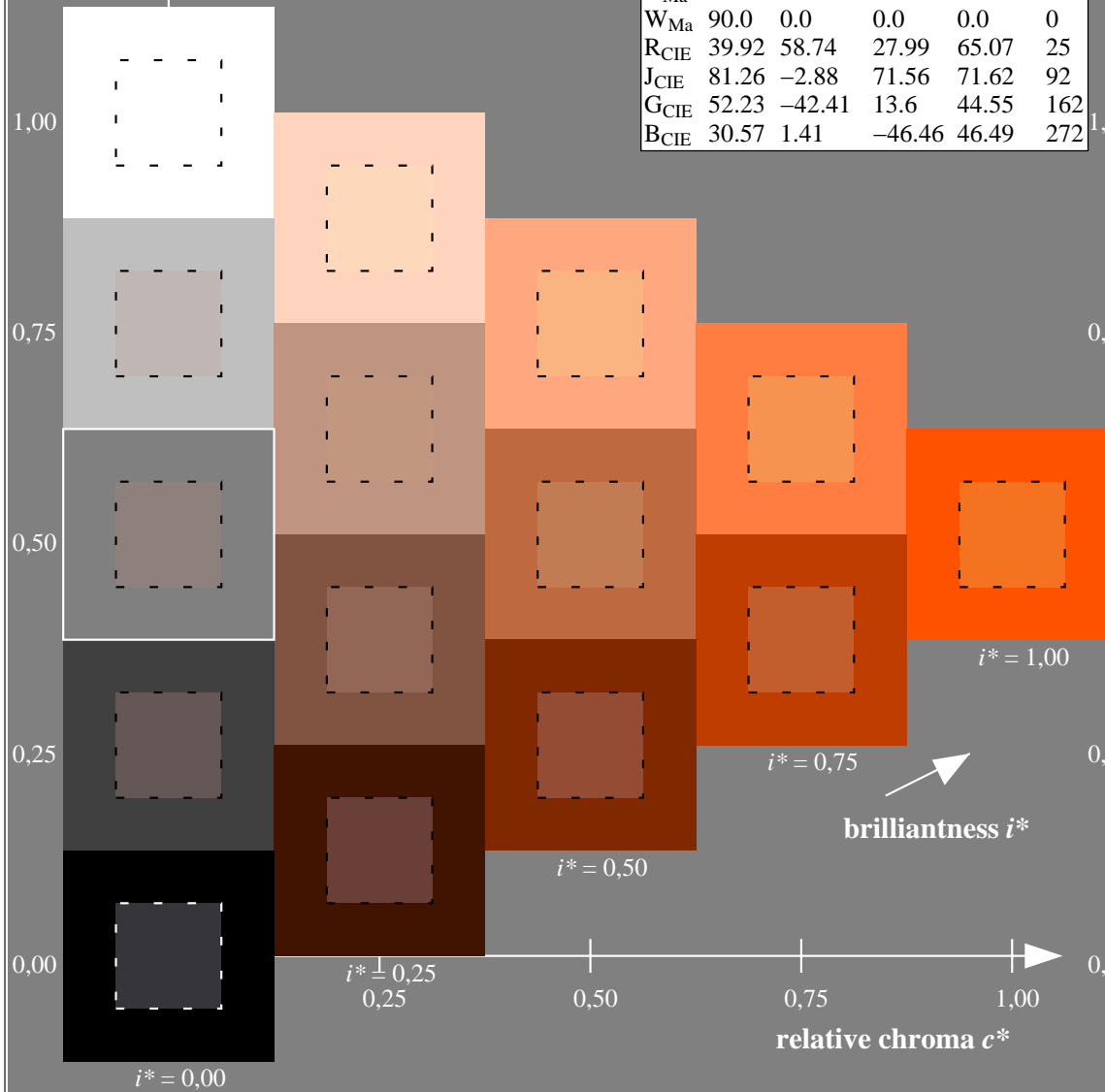
	$L^*=L^*_a$	a^*_a	b^*_a	$C^*_{ab,a}$	$h^*_{ab,a}$
O _{Ma}	35.06	53.93	39.55	66.88	36
Y _{Ma}	83.77	-4.63	98.26	98.37	93
L _{Ma}	44.13	-56.32	43.36	71.09	142
C _{Ma}	52.66	-26.18	-28.74	38.89	228
V _{Ma}	14.15	45.22	-53.06	69.72	310
M _{Ma}	37.37	70.69	-30.1	76.83	337
N _{Ma}	15.0	0.0	0.0	0.0	0
W _{Ma}	90.0	0.0	0.0	0.0	0
R _{CIE}	39.92	58.74	27.99	65.07	25
J _{CIE}	81.26	-2.88	71.56	71.62	92
G _{CIE}	52.23	-42.41	13.6	44.55	162
B _{CIE}	30.57	1.41	-46.46	46.49	272

Data for maximum colour (Ma):

$LAB^*LAB^*_{Ma}$: 51 35 58
 $LAB^*LCH^*_{Ma}$: 51 68 59
 $lab^*rgb^*_{Ma}$: 1.0 0.5 0.0
 $lab^*olv^*_{Ma}$: 1.0 0.32 0.0

FRS15_90a; adapted (a) CIELAB data

	$L^*=L^*_a$	a^*_a	b^*_a	$C^*_{ab,a}$	$h^*_{ab,a}$
r00j	35.47	56.92	27.12	63.05	25
r25j	39.12	49.04	44.45	66.19	42
r50j	50.64	35.19	58.33	68.13	59
r75j	64.01	19.11	74.45	76.87	76
j00g	83.18	-3.93	97.56	97.64	92
j25g	66.73	-26.86	74.66	79.35	110
j50g	54.03	-43.42	57.07	71.71	127
j75g	44.73	-54.21	38.33	66.4	145
g00b	47.59	-44.11	14.14	46.33	162
g25b	49.97	-35.68	-6.03	36.19	190
g50b	51.85	-29.05	-21.88	36.38	217
g75b	46.92	-15.53	-32.37	35.92	244
b00r	37.91	1.15	-38.05	38.08	272
b25r	23.81	27.31	-46.96	54.33	300
b50r	29.52	62.07	-37.87	72.72	329
b75r	36.48	64.24	-3.31	64.33	357



%Gamut
 $u^*_{rel} = 88$
 %Regularity
 $g^*_{H,rel} = 31$
 $g^*_{C,rel} = 40$

Input and output: Colorimetric Printer Reflective System FRS15_90a for relative CIELAB hue $h^* = lab^*h^* = h_{ab}/360 = 76/360 = 0.21$

$u^* = r75j$

data for any colour:

lab^*ich^* and lab^*icu^*

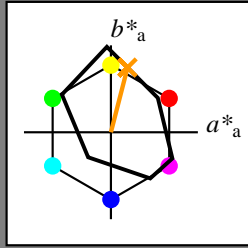
elementary hue text:

$u^* = r75j$

contrast reduction factor:

$c_R = 0.9$

triangle lightness t^*



FRS15_90a; adapted (a) CIELAB data

	$L^*=L^*_a$	a^*_a	b^*_a	$C^*_{ab,a}$	$h^*_{ab,a}$
O _{Ma}	35.06	53.93	39.55	66.88	36
Y _{Ma}	83.77	-4.63	98.26	98.37	93
L _{Ma}	44.13	-56.32	43.36	71.09	142
C _{Ma}	52.66	-26.18	-28.74	38.89	228
V _{Ma}	14.15	45.22	-53.06	69.72	310
M _{Ma}	37.37	70.69	-30.1	76.83	337
N _{Ma}	15.0	0.0	0.0	0.0	0
W _{Ma}	90.0	0.0	0.0	0.0	0
R _{CIE}	39.92	58.74	27.99	65.07	25
J _{CIE}	81.26	-2.88	71.56	71.62	92
G _{CIE}	52.23	-42.41	13.6	44.55	162
B _{CIE}	30.57	1.41	-46.46	46.49	272

Data for maximum colour (Ma):

LAB^*LAB^*Ma : 64 19 74

LAB^*LCH^*Ma : 64 77 76

lab^*rgb^*Ma : 1.0 0.75 0.0

lab^*olv^*Ma : 1.0 0.59 0.0

FRS15_90a; adapted (a) CIELAB data

	$L^*=L^*_a$	a^*_a	b^*_a	$C^*_{ab,a}$	$h^*_{ab,a}$
r00j	35.47	56.92	27.12	63.05	25
r25j	39.12	49.04	44.45	66.19	42
r50j	50.64	35.19	58.33	68.13	59
r75j	64.01	19.11	74.45	76.87	76
j00g	83.18	-3.93	97.56	97.64	92
j25g	66.73	-26.86	74.66	79.35	110
j50g	54.03	-43.42	57.07	71.71	127
j75g	44.73	-54.21	38.33	66.4	145
g00b	47.59	-44.11	14.14	46.33	162
g25b	49.97	-35.68	-6.03	36.19	190
g50b	51.85	-29.05	-21.88	36.38	217
g75b	46.92	-15.53	-32.37	35.92	244
b00r	37.91	1.15	-38.05	38.08	272
b25r	23.81	27.31	-46.96	54.33	300
b50r	29.52	62.07	-37.87	72.72	329
b75r	36.48	64.24	-3.31	64.33	357

triangle lightness t^*

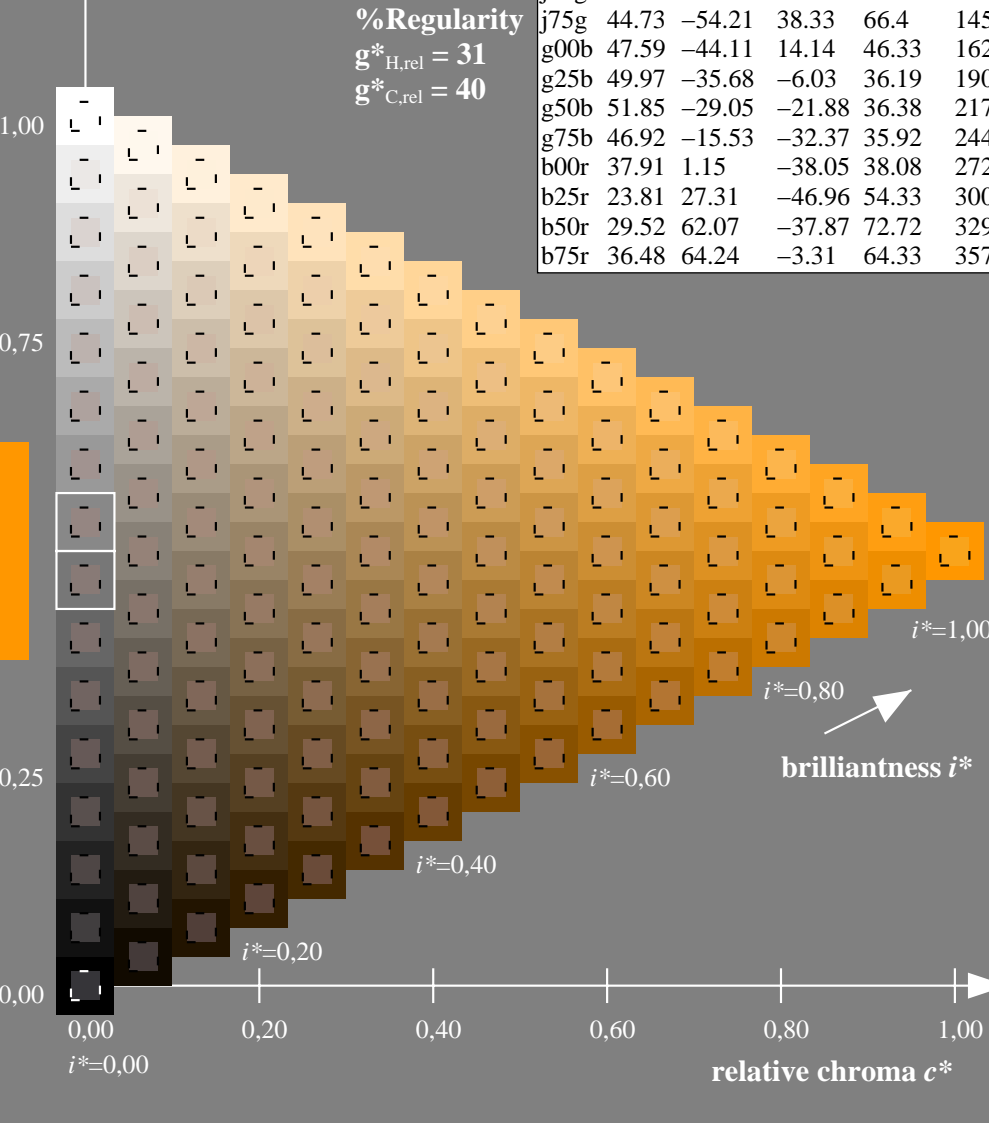
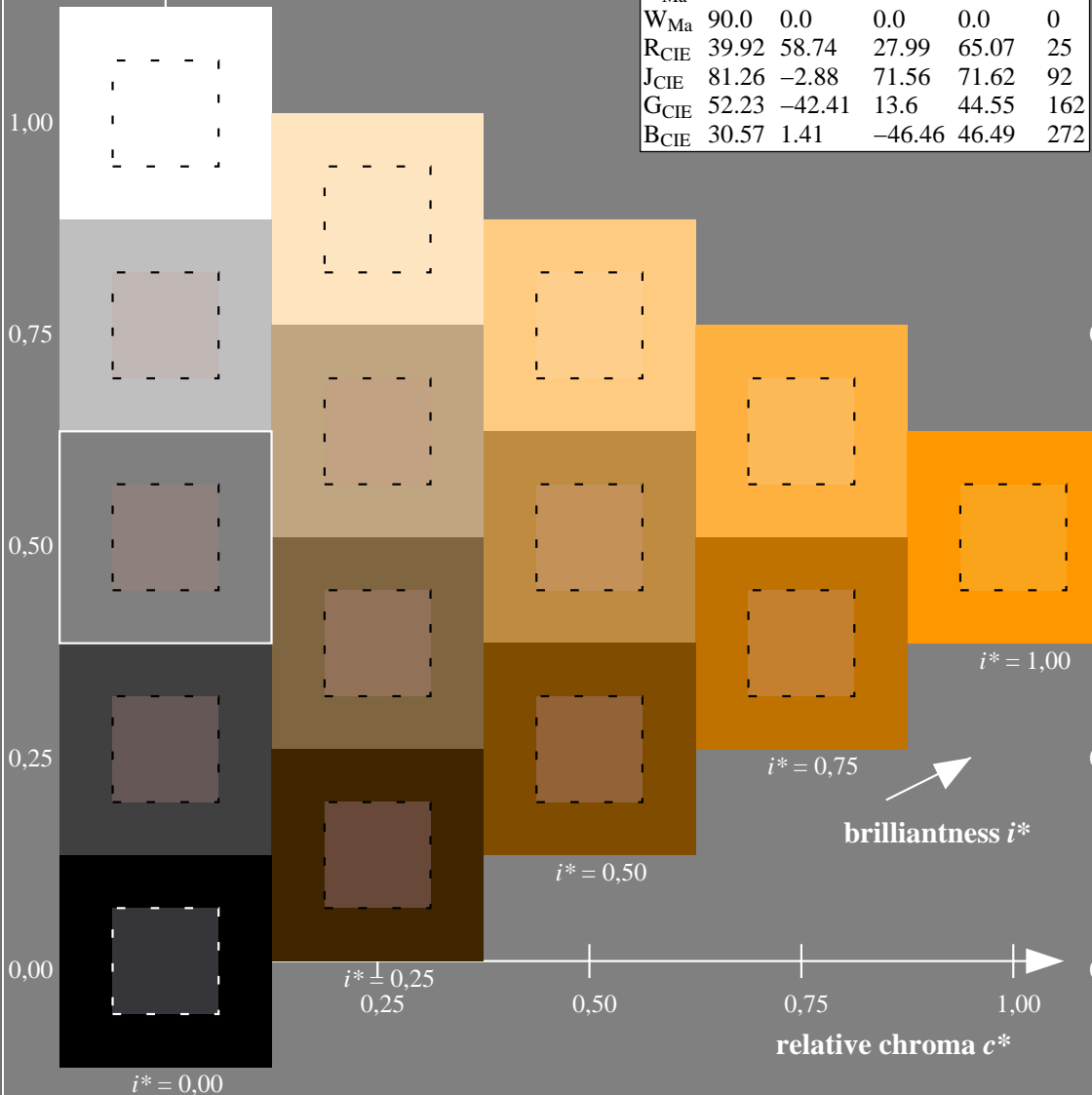
%Gamut

$u^*_{rel} = 88$

%Regularity

$g^*_{H,rel} = 31$

$g^*_{C,rel} = 40$



Input and output: Colorimetric Printer Reflective System FRS15_90a for relative CIELAB hue $h^* = lab^*h^* = h_{ab}/360 = 92/360 = 0.256$

$u^* = j00g$

data for any colour:

lab^*ich^* and lab^*icu^*

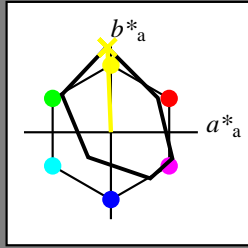
elementary hue text:

$u^* = j00g$

contrast reduction factor:

$c_R = 0.9$

triangle lightness t^*



FRS15_90a; adapted (a) CIELAB data

	$L^*=L^*_a$	a^*_a	b^*_a	$C^*_{ab,a}$	$h^*_{ab,a}$
O _{Ma}	35.06	53.93	39.55	66.88	36
Y _{Ma}	83.77	-4.63	98.26	98.37	93
L _{Ma}	44.13	-56.32	43.36	71.09	142
C _{Ma}	52.66	-26.18	-28.74	38.89	228
V _{Ma}	14.15	45.22	-53.06	69.72	310
M _{Ma}	37.37	70.69	-30.1	76.83	337
N _{Ma}	15.0	0.0	0.0	0.0	0
W _{Ma}	90.0	0.0	0.0	0.0	0
R _{CIE}	39.92	58.74	27.99	65.07	25
J _{CIE}	81.26	-2.88	71.56	71.62	92
G _{CIE}	52.23	-42.41	13.6	44.55	162
B _{CIE}	30.57	1.41	-46.46	46.49	272

Data for maximum colour (Ma):

$LAB^*LAB^*_{Ma}$: 83 -3 98

$LAB^*LCH^*_{Ma}$: 83 98 92

$lab^*rgb^*_{Ma}$: 1.0 1.0 0.0

$lab^*olv^*_{Ma}$: 1.0 0.99 0.0

FRS15_90a; adapted (a) CIELAB data

	$L^*=L^*_a$	a^*_a	b^*_a	$C^*_{ab,a}$	$h^*_{ab,a}$
r00j	35.47	56.92	27.12	63.05	25
r25j	39.12	49.04	44.45	66.19	42
r50j	50.64	35.19	58.33	68.13	59
r75j	64.01	19.11	74.45	76.87	76
j00g	83.18	-3.93	97.56	97.64	92
j25g	66.73	-26.86	74.66	79.35	110
j50g	54.03	-43.42	57.07	71.71	127
j75g	44.73	-54.21	38.33	66.4	145
g00b	47.59	-44.11	14.14	46.33	162
g25b	49.97	-35.68	-6.03	36.19	190
g50b	51.85	-29.05	-21.88	36.38	217
g75b	46.92	-15.53	-32.37	35.92	244
b00r	37.91	1.15	-38.05	38.08	272
b25r	23.81	27.31	-46.96	54.33	300
b50r	29.52	62.07	-37.87	72.72	329
b75r	36.48	64.24	-3.31	64.33	357

triangle lightness t^*

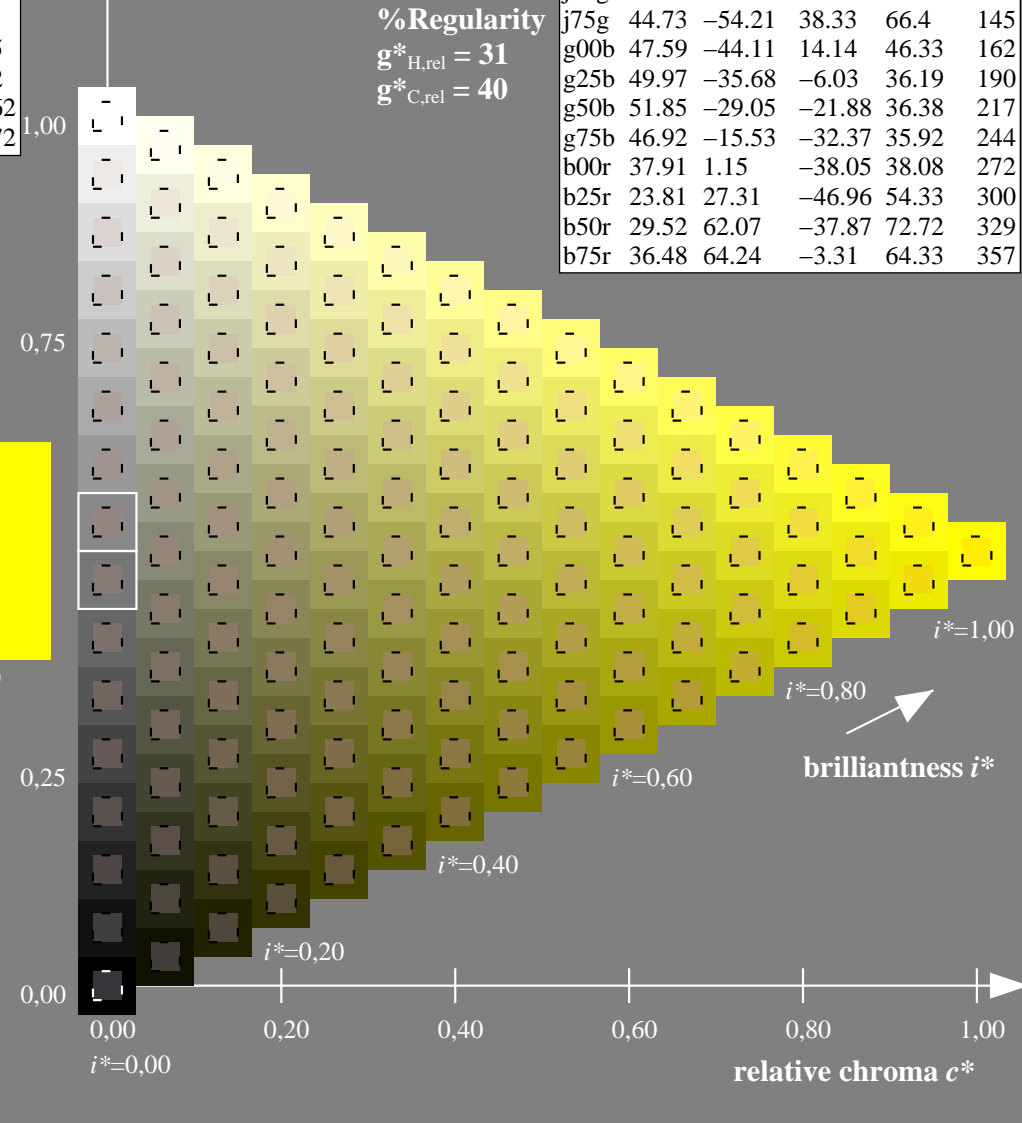
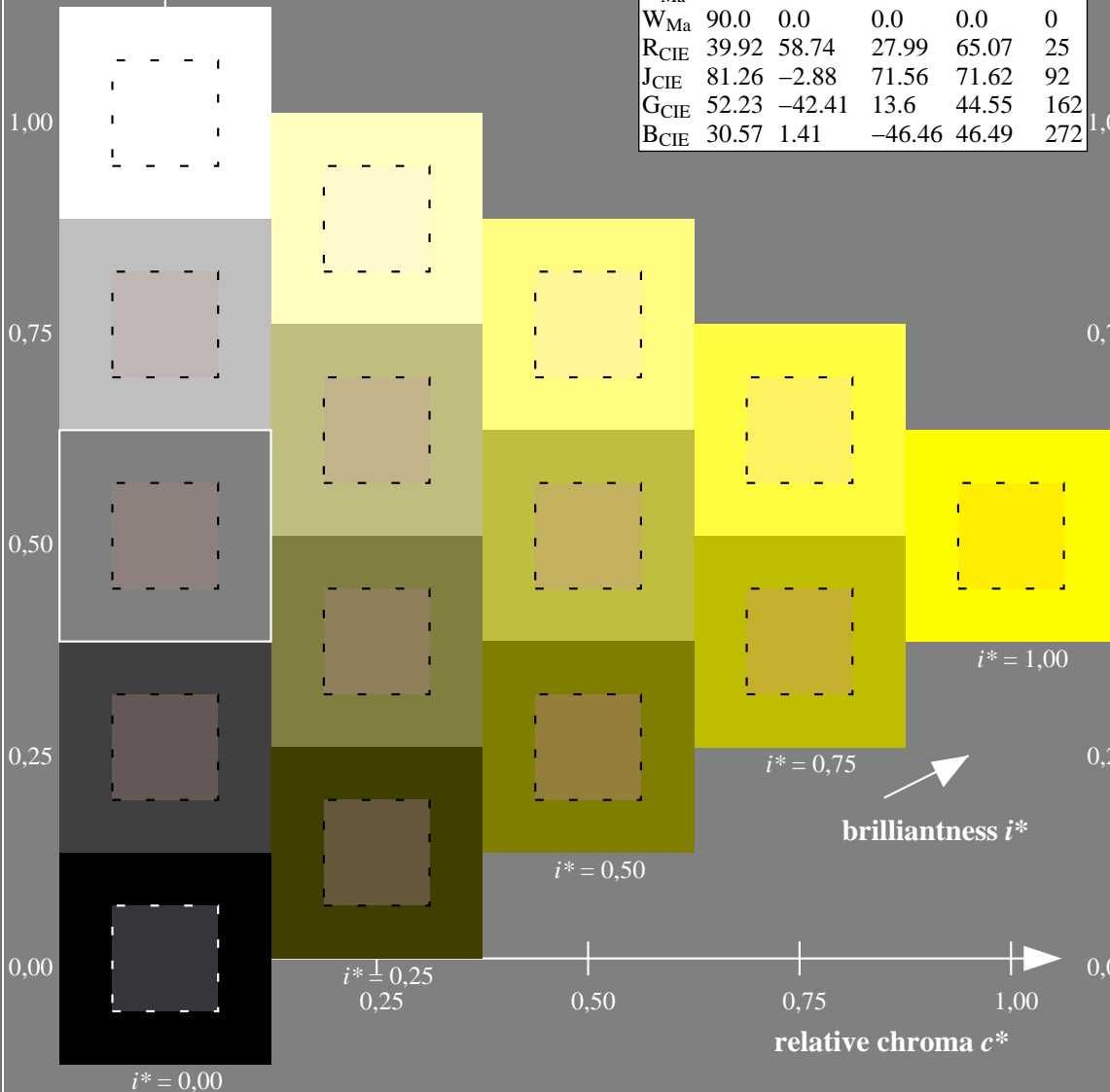
%Gamut

$u^*_{rel} = 88$

%Regularity

$g^*_{H,rel} = 31$

$g^*_{C,rel} = 40$



Input and output: Colorimetric Printer Reflective System FRS15_90a for relative CIELAB hue $h^* = lab^*h^* = h_{ab}/360 = 110/360 = 0.305$

$u^* = j25g$

data for any colour:

lab^*tch^* and lab^*icu^*

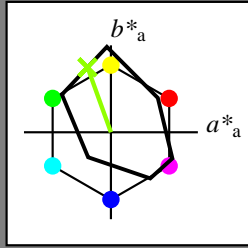
elementary hue text:

$u^* = j25g$

contrast reduction factor:

$c_R = 0.9$

triangle lightness t^*



FRS15_90a; adapted (a) CIELAB data

	$L^*=L^*_a$	a^*_a	b^*_a	$C^*_{ab,a}$	$h^*_{ab,a}$
O _{Ma}	35.06	53.93	39.55	66.88	36
Y _{Ma}	83.77	-4.63	98.26	98.37	93
L _{Ma}	44.13	-56.32	43.36	71.09	142
C _{Ma}	52.66	-26.18	-28.74	38.89	228
V _{Ma}	14.15	45.22	-53.06	69.72	310
M _{Ma}	37.37	70.69	-30.1	76.83	337
N _{Ma}	15.0	0.0	0.0	0.0	0
W _{Ma}	90.0	0.0	0.0	0.0	0
R _{CIE}	39.92	58.74	27.99	65.07	25
J _{CIE}	81.26	-2.88	71.56	71.62	92
G _{CIE}	52.23	-42.41	13.6	44.55	162
B _{CIE}	30.57	1.41	-46.46	46.49	272

Data for maximum colour (Ma):

$LAB^*LAB^*Ma: 67 -26 75$

$LAB^*LCH^*Ma: 67 79 110$

$lab^*rgb^*Ma: 0.75 1.0 0.0$

$lab^*olv^*Ma: 0.57 1.0 0.0$

FRS15_90a; adapted (a) CIELAB data

	$L^*=L^*_a$	a^*_a	b^*_a	$C^*_{ab,a}$	$h^*_{ab,a}$
r00j	35.47	56.92	27.12	63.05	25
r25j	39.12	49.04	44.45	66.19	42
r50j	50.64	35.19	58.33	68.13	59
r75j	64.01	19.11	74.45	76.87	76
j00g	83.18	-3.93	97.56	97.64	92
j25g	66.73	-26.86	74.66	79.35	110
j50g	54.03	-43.42	57.07	71.71	127
j75g	44.73	-54.21	38.33	66.4	145
g00b	47.59	-44.11	14.14	46.33	162
g25b	49.97	-35.68	-6.03	36.19	190
g50b	51.85	-29.05	-21.88	36.38	217
g75b	46.92	-15.53	-32.37	35.92	244
b00r	37.91	1.15	-38.05	38.08	272
b25r	23.81	27.31	-46.96	54.33	300
b50r	29.52	62.07	-37.87	72.72	329
b75r	36.48	64.24	-3.31	64.33	357

triangle lightness t^*

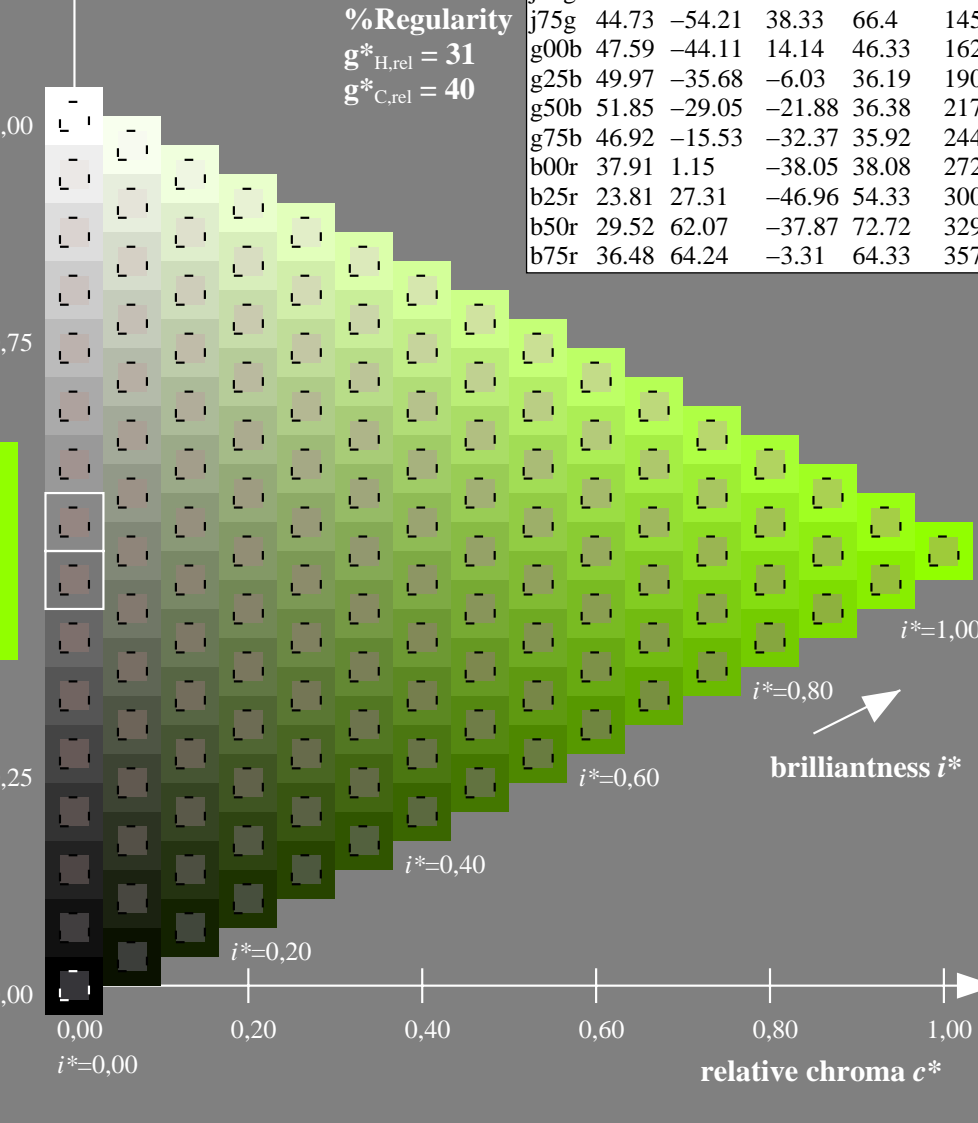
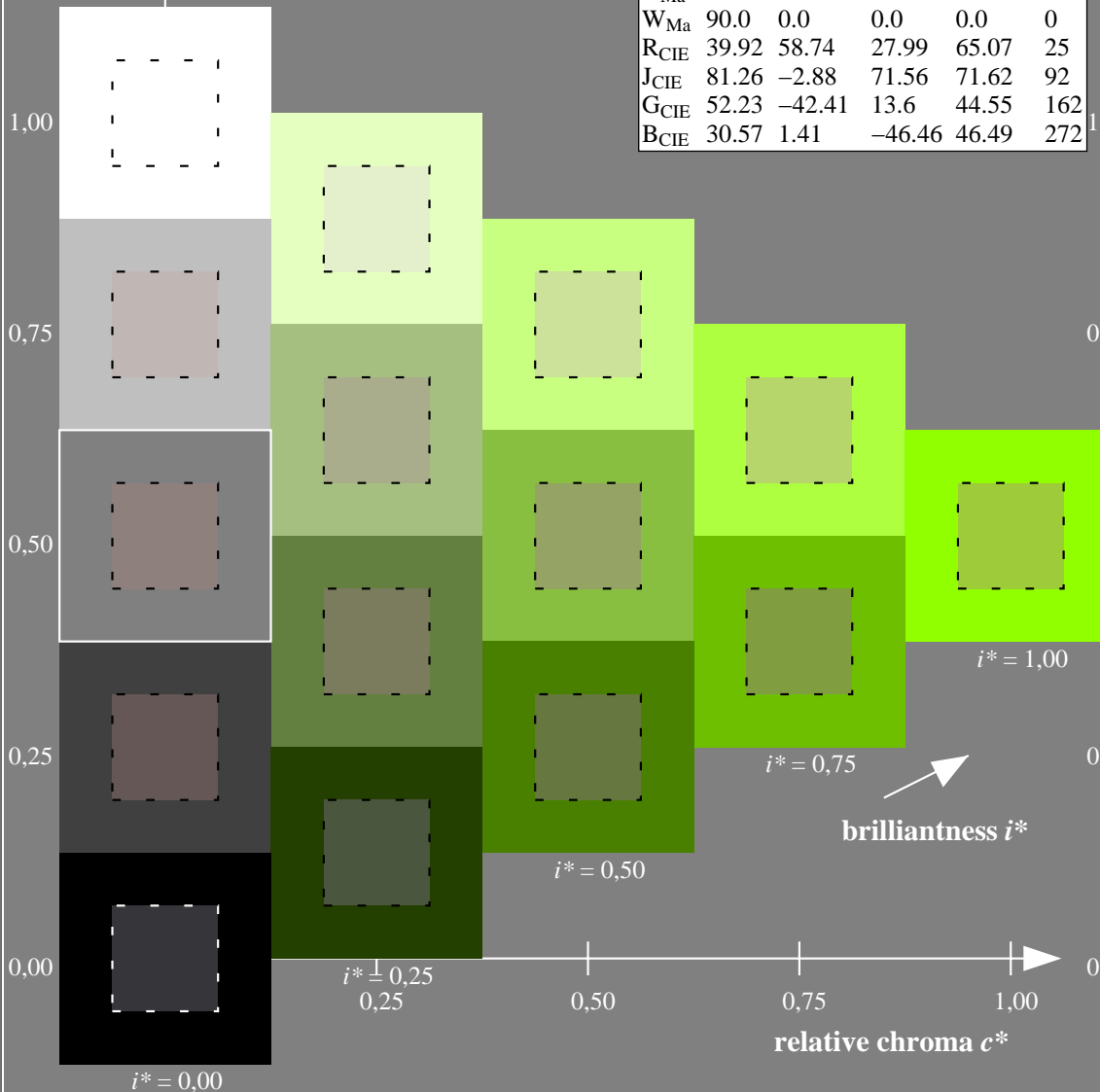
%Gamut

$u^*_{rel} = 88$

%Regularity

$g^*_{H,rel} = 31$

$g^*_{C,rel} = 40$



Input and output: Colorimetric Printer Reflective System FRS15_90a for relative CIELAB hue $h^* = lab^*h^* = h_{ab}/360 = 145/360 = 0.402$
 data for any colour:

$u^* = j75g$

lab^*tch^* and lab^*icu^*

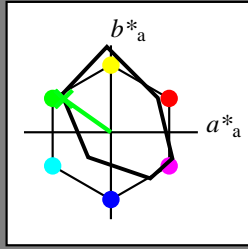
elementary hue text:

$u^* = j75g$

contrast reduction factor:

$c_R = 0.9$

triangle lightness t^*



FRS15_90a; adapted (a) CIELAB data

	$L^*=L^*_a$	a^*_a	b^*_a	$C^*_{ab,a}$	$h^*_{ab,a}$
O _{Ma}	35.06	53.93	39.55	66.88	36
Y _{Ma}	83.77	-4.63	98.26	98.37	93
L _{Ma}	44.13	-56.32	43.36	71.09	142
C _{Ma}	52.66	-26.18	-28.74	38.89	228
V _{Ma}	14.15	45.22	-53.06	69.72	310
M _{Ma}	37.37	70.69	-30.1	76.83	337
N _{Ma}	15.0	0.0	0.0	0.0	0
W _{Ma}	90.0	0.0	0.0	0.0	0
R _{CIE}	39.92	58.74	27.99	65.07	25
J _{CIE}	81.26	-2.88	71.56	71.62	92
G _{CIE}	52.23	-42.41	13.6	44.55	162
B _{CIE}	30.57	1.41	-46.46	46.49	272

Data for maximum colour (Ma):

$LAB^*LAB^*Ma: 45 -53 38$

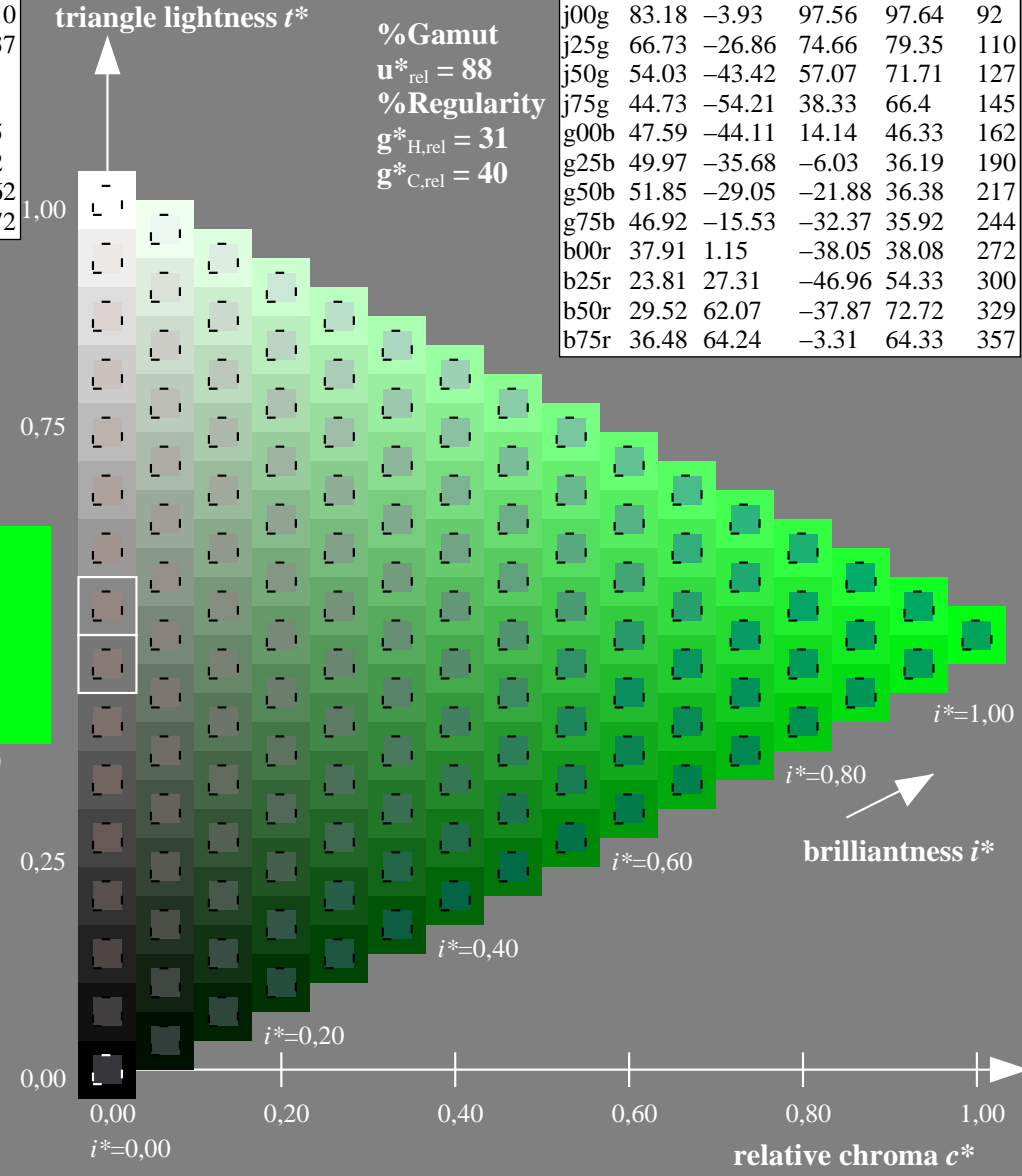
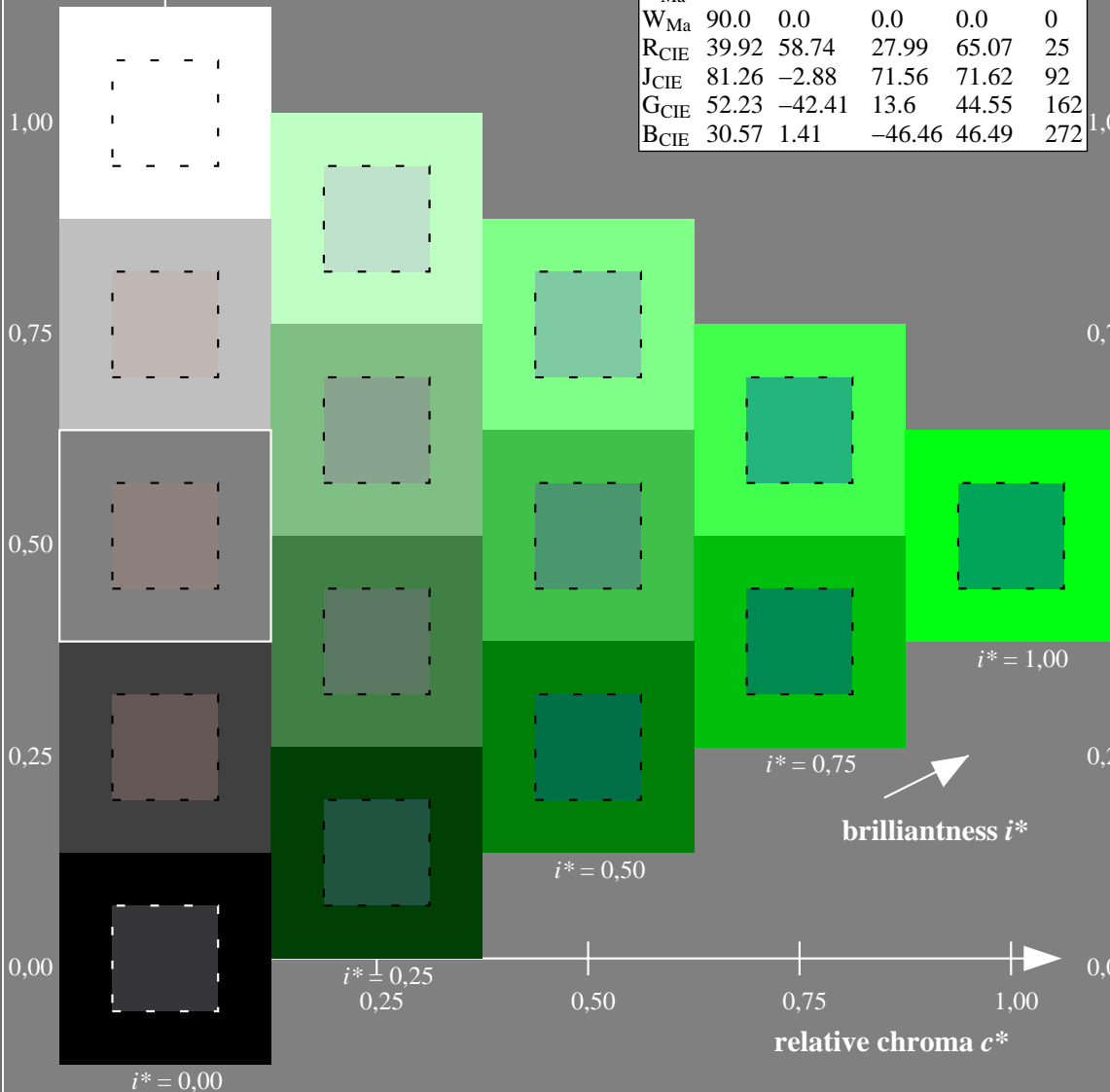
$LAB^*LCH^*Ma: 45 66 145$

$lab^*rgb^*Ma: 0.25 1.0 0.0$

$lab^*olv^*Ma: 0.0 1.0 0.07$

FRS15_90a; adapted (a) CIELAB data

	$L^*=L^*_a$	a^*_a	b^*_a	$C^*_{ab,a}$	$h^*_{ab,a}$
r00j	35.47	56.92	27.12	63.05	25
r25j	39.12	49.04	44.45	66.19	42
r50j	50.64	35.19	58.33	68.13	59
r75j	64.01	19.11	74.45	76.87	76
j00g	83.18	-3.93	97.56	97.64	92
j25g	66.73	-26.86	74.66	79.35	110
j50g	54.03	-43.42	57.07	71.71	127
j75g	44.73	-54.21	38.33	66.4	145
g00b	47.59	-44.11	14.14	46.33	162
g25b	49.97	-35.68	-6.03	36.19	190
g50b	51.85	-29.05	-21.88	36.38	217
g75b	46.92	-15.53	-32.37	35.92	244
b00r	37.91	1.15	-38.05	38.08	272
b25r	23.81	27.31	-46.96	54.33	300
b50r	29.52	62.07	-37.87	72.72	329
b75r	36.48	64.24	-3.31	64.33	357



Input and output: Colorimetric Printer Reflective System FRS15_90a for relative CIELAB hue $h^* = lab^*h^* = h_{ab}/360 = 162/360 = 0.451$

$u^* = g00b$

data for any colour:

lab^*ich^* and lab^*icu^*

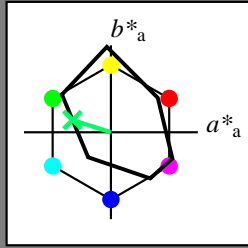
elementary hue text:

$u^* = g00b$

contrast reduction factor:

$c_R = 0.9$

triangle lightness t^*



FRS15_90a; adapted (a) CIELAB data

	$L^*=L^*_a$	a^*_a	b^*_a	$C^*_{ab,a}$	$h^*_{ab,a}$
O _{Ma}	35.06	53.93	39.55	66.88	36
Y _{Ma}	83.77	-4.63	98.26	98.37	93
L _{Ma}	44.13	-56.32	43.36	71.09	142
C _{Ma}	52.66	-26.18	-28.74	38.89	228
V _{Ma}	14.15	45.22	-53.06	69.72	310
M _{Ma}	37.37	70.69	-30.1	76.83	337
N _{Ma}	15.0	0.0	0.0	0.0	0
W _{Ma}	90.0	0.0	0.0	0.0	0
R _{CIE}	39.92	58.74	27.99	65.07	25
J _{CIE}	81.26	-2.88	71.56	71.62	92
G _{CIE}	52.23	-42.41	13.6	44.55	162
B _{CIE}	30.57	1.41	-46.46	46.49	272

Data for maximum colour (Ma):

LAB^*LAB^*Ma : 48 -43 14

LAB^*LCH^*Ma : 48 46 162

lab^*rgb^*Ma : 0.0 1.0 0.0

lab^*olv^*Ma : 0.0 1.0 0.41

FRS15_90a; adapted (a) CIELAB data

	$L^*=L^*_a$	a^*_a	b^*_a	$C^*_{ab,a}$	$h^*_{ab,a}$
r00j	35.47	56.92	27.12	63.05	25
r25j	39.12	49.04	44.45	66.19	42
r50j	50.64	35.19	58.33	68.13	59
r75j	64.01	19.11	74.45	76.87	76
j00g	83.18	-3.93	97.56	97.64	92
j25g	66.73	-26.86	74.66	79.35	110
j50g	54.03	-43.42	57.07	71.71	127
j75g	44.73	-54.21	38.33	66.4	145
g00b	47.59	-44.11	14.14	46.33	162
g25b	49.97	-35.68	-6.03	36.19	190
g50b	51.85	-29.05	-21.88	36.38	217
g75b	46.92	-15.53	-32.37	35.92	244
b00r	37.91	1.15	-38.05	38.08	272
b25r	23.81	27.31	-46.96	54.33	300
b50r	29.52	62.07	-37.87	72.72	329
b75r	36.48	64.24	-3.31	64.33	357

triangle lightness t^*

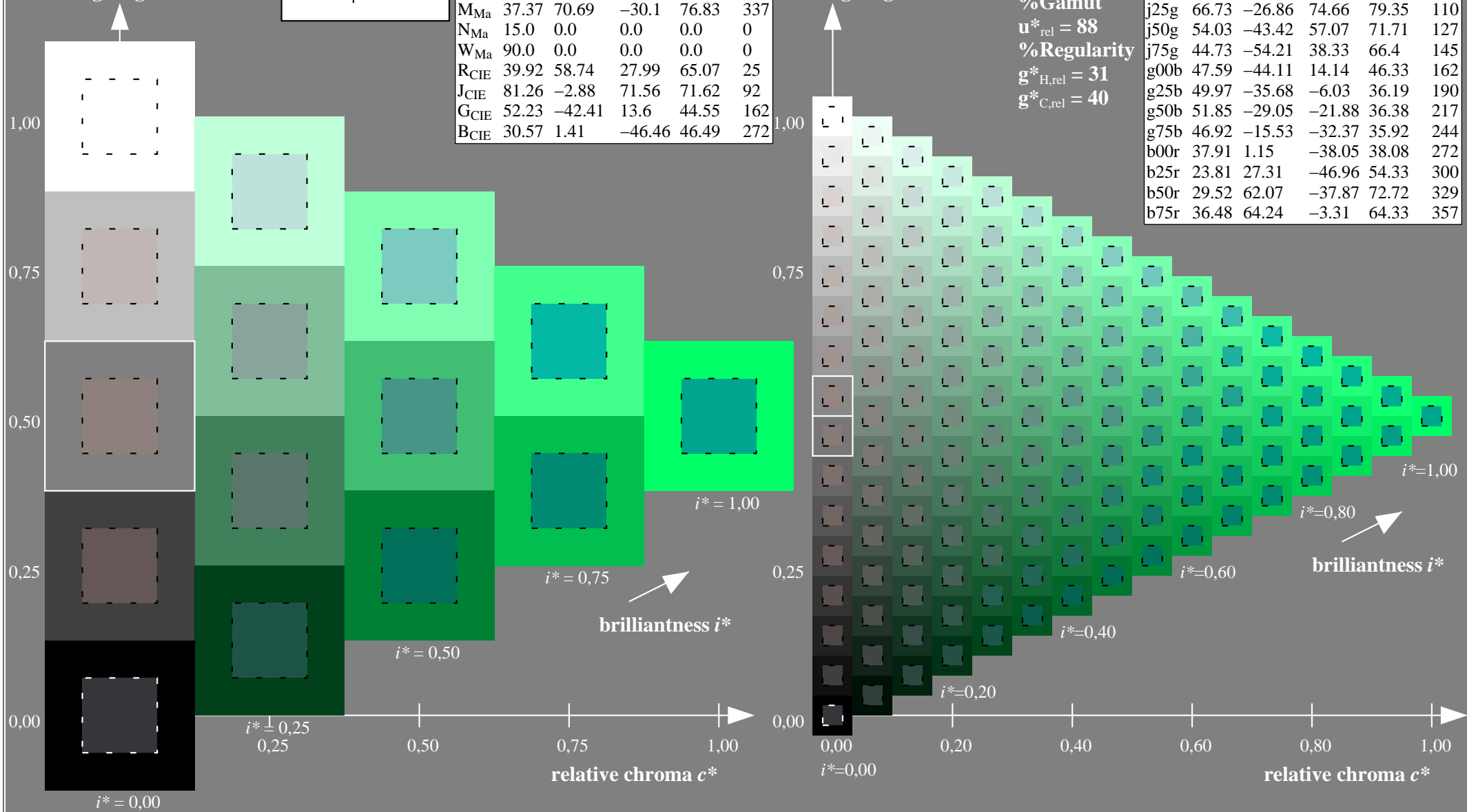
%Gamut

$u^*_{rel} = 88$

%Regularity

$g^*_{H,rel} = 31$

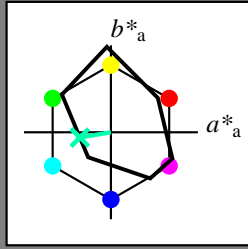
$g^*_{C,rel} = 40$



Input and output: Colorimetric Printer Reflective System FRS15_90a for relative CIELAB hue $h^* = lab^*h^* = h_{ab}/360 = 190/360 = 0.527$
 data for any colour:

$u^* = g25b$

lab^*tch^* and lab^*icu^*
 elementary hue text:
 $u^* = g25b$
 contrast reduction factor:
 $c_R = 0.9$
 triangle lightness t^*



FRS15_90a; adapted (a) CIELAB data

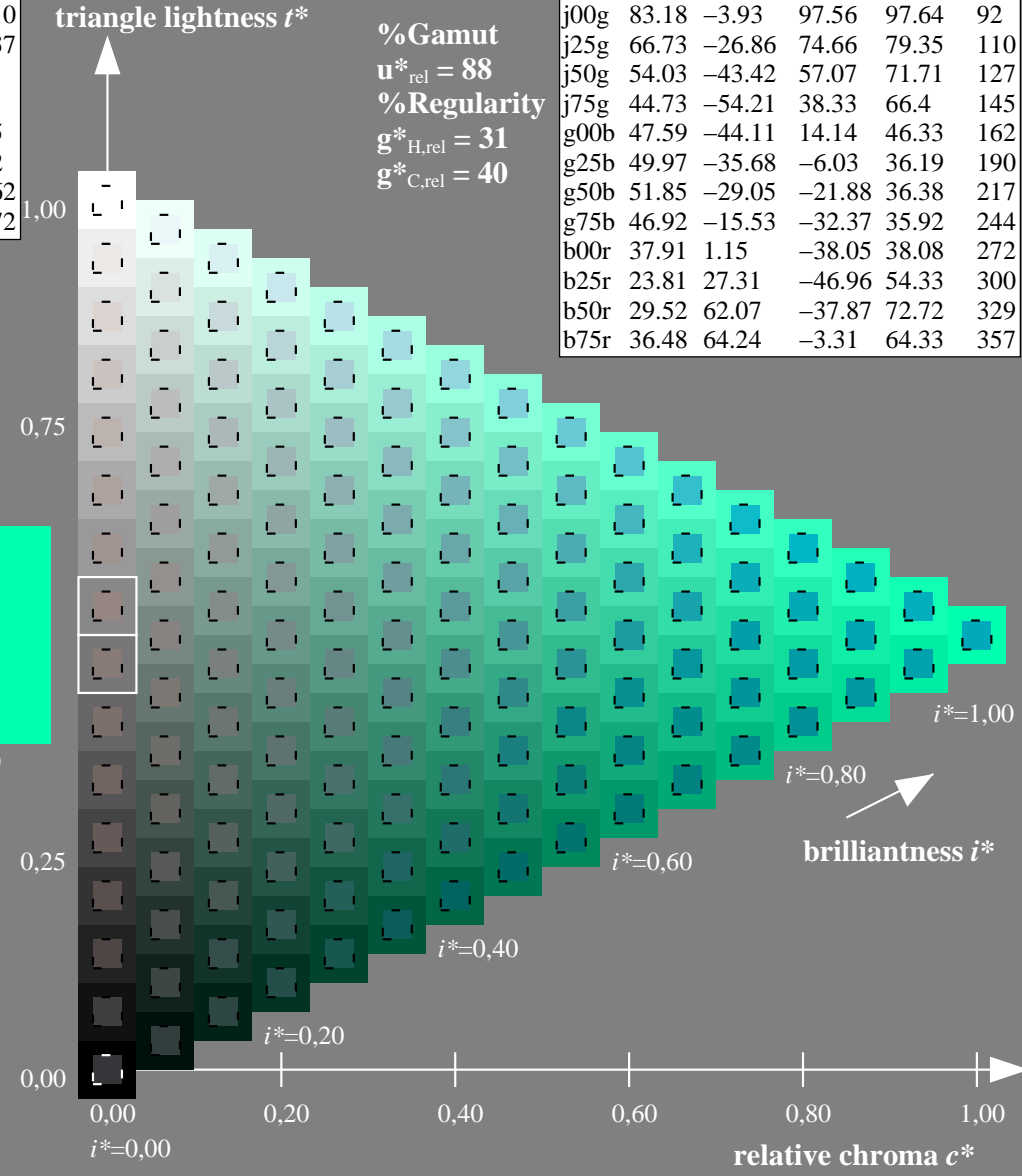

	$L^*=L^*_a$	a^*_a	b^*_a	$C^*_{ab,a}$	$h^*_{ab,a}$
O _{Ma}	35.06	53.93	39.55	66.88	36
Y _{Ma}	83.77	-4.63	98.26	98.37	93
L _{Ma}	44.13	-56.32	43.36	71.09	142
C _{Ma}	52.66	-26.18	-28.74	38.89	228
V _{Ma}	14.15	45.22	-53.06	69.72	310
M _{Ma}	37.37	70.69	-30.1	76.83	337
N _{Ma}	15.0	0.0	0.0	0.0	0
W _{Ma}	90.0	0.0	0.0	0.0	0
R _{CIE}	39.92	58.74	27.99	65.07	25
J _{CIE}	81.26	-2.88	71.56	71.62	92
G _{CIE}	52.23	-42.41	13.6	44.55	162
B _{CIE}	30.57	1.41	-46.46	46.49	272

Data for maximum colour (Ma):

$LAB^*LAB^*_{Ma}: 50 \ -35 \ -5$
 $LAB^*LCH^*_{Ma}: 50 \ 36 \ 190$
 $lab^*rgb^*_{Ma}: 0.0 \ 1.0 \ 0.5$
 $lab^*olv^*_{Ma}: 0.0 \ 1.0 \ 0.69$

FRS15_90a; adapted (a) CIELAB data

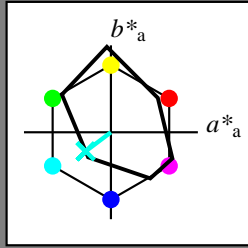
	$L^*=L^*_a$	a^*_a	b^*_a	$C^*_{ab,a}$	$h^*_{ab,a}$
r00j	35.47	56.92	27.12	63.05	25
r25j	39.12	49.04	44.45	66.19	42
r50j	50.64	35.19	58.33	68.13	59
r75j	64.01	19.11	74.45	76.87	76
j00g	83.18	-3.93	97.56	97.64	92
j25g	66.73	-26.86	74.66	79.35	110
j50g	54.03	-43.42	57.07	71.71	127
j75g	44.73	-54.21	38.33	66.4	145
g00b	47.59	-44.11	14.14	46.33	162
g25b	49.97	-35.68	-6.03	36.19	190
g50b	51.85	-29.05	-21.88	36.38	217
g75b	46.92	-15.53	-32.37	35.92	244
b00r	37.91	1.15	-38.05	38.08	272
b25r	23.81	27.31	-46.96	54.33	300
b50r	29.52	62.07	-37.87	72.72	329
b75r	36.48	64.24	-3.31	64.33	357



Input and output: Colorimetric Printer Reflective System FRS15_90a for relative CIELAB hue $h^* = lab^*h^* = h_{ab}/360 = 217/360 = 0.603$
 data for any colour:

$u^* = g50b$

lab^*tch^* and lab^*icu^*
 elementary hue text:
 $u^* = g50b$
 contrast reduction factor:
 $c_R = 0.9$
 triangle lightness t^*



FRS15_90a; adapted (a) CIELAB data

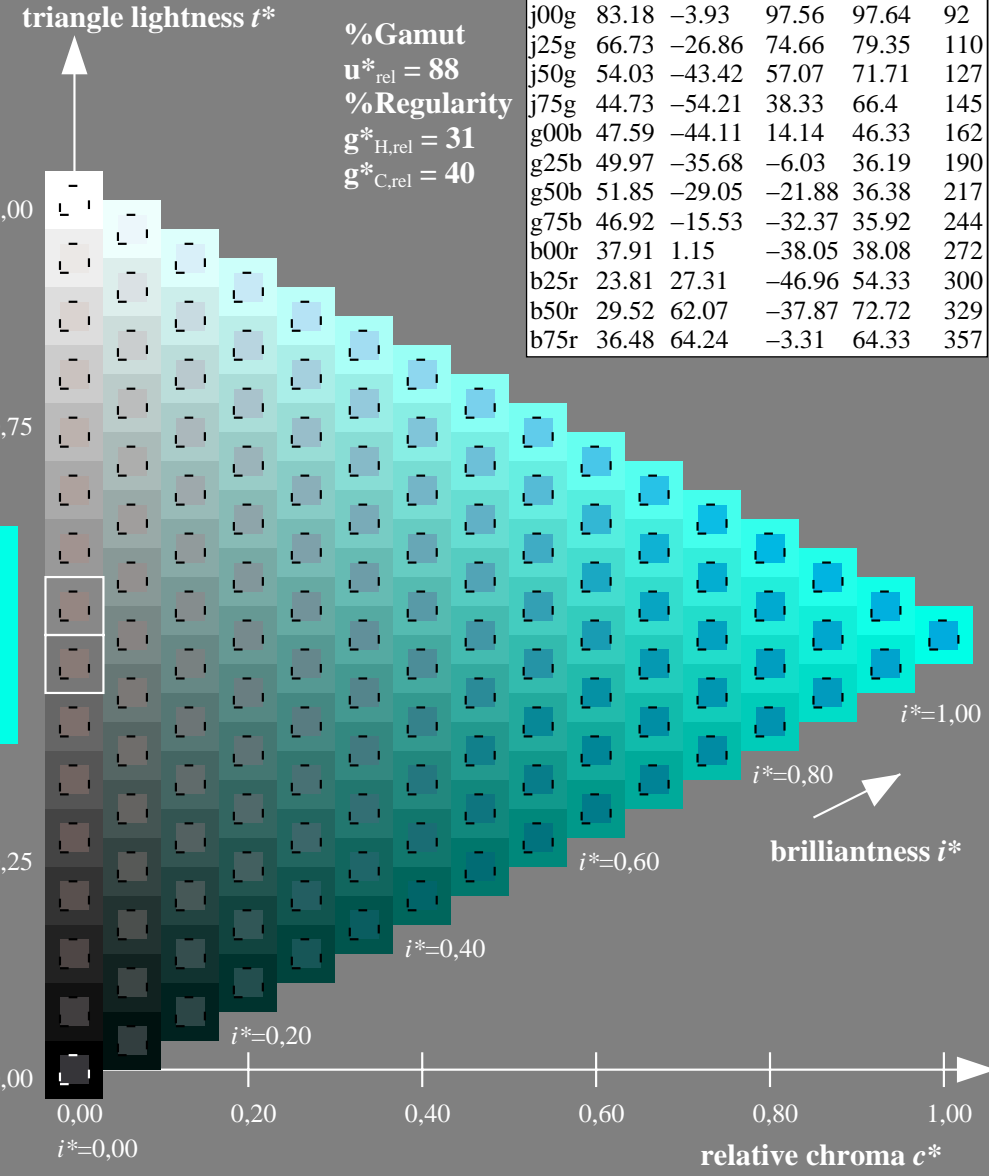

	$L^*=L^*_a$	a^*_a	b^*_a	$C^*_{ab,a}$	$h^*_{ab,a}$
O _{Ma}	35.06	53.93	39.55	66.88	36
Y _{Ma}	83.77	-4.63	98.26	98.37	93
L _{Ma}	44.13	-56.32	43.36	71.09	142
C _{Ma}	52.66	-26.18	-28.74	38.89	228
V _{Ma}	14.15	45.22	-53.06	69.72	310
M _{Ma}	37.37	70.69	-30.1	76.83	337
N _{Ma}	15.0	0.0	0.0	0.0	0
W _{Ma}	90.0	0.0	0.0	0.0	0
R _{CIE}	39.92	58.74	27.99	65.07	25
J _{CIE}	81.26	-2.88	71.56	71.62	92
G _{CIE}	52.23	-42.41	13.6	44.55	162
B _{CIE}	30.57	1.41	-46.46	46.49	272

Data for maximum colour (Ma):

$LAB^*LAB^*_{Ma}: 52 \ -28 \ -21$
 $LAB^*LCH^*_{Ma}: 52 \ 36 \ 217$
 $lab^*rgb^*_{Ma}: 0.0 \ 1.0 \ 1.0$
 $lab^*olv^*_{Ma}: 0.0 \ 1.0 \ 0.9$

FRS15_90a; adapted (a) CIELAB data

	$L^*=L^*_a$	a^*_a	b^*_a	$C^*_{ab,a}$	$h^*_{ab,a}$
r00j	35.47	56.92	27.12	63.05	25
r25j	39.12	49.04	44.45	66.19	42
r50j	50.64	35.19	58.33	68.13	59
r75j	64.01	19.11	74.45	76.87	76
j00g	83.18	-3.93	97.56	97.64	92
j25g	66.73	-26.86	74.66	79.35	110
j50g	54.03	-43.42	57.07	71.71	127
j75g	44.73	-54.21	38.33	66.4	145
g00b	47.59	-44.11	14.14	46.33	162
g25b	49.97	-35.68	-6.03	36.19	190
g50b	51.85	-29.05	-21.88	36.38	217
g75b	46.92	-15.53	-32.37	35.92	244
b00r	37.91	1.15	-38.05	38.08	272
b25r	23.81	27.31	-46.96	54.33	300
b50r	29.52	62.07	-37.87	72.72	329
b75r	36.48	64.24	-3.31	64.33	357



%Gamut
 $u^*_{rel} = 88$
 %Regularity
 $g^*_{H,rel} = 31$
 $g^*_{C,rel} = 40$

Input and output: Colorimetric Printer Reflective System FRS15_90a for relative CIELAB hue $h^* = lab^*h^* = h_{ab}/360 = 244/360 = 0.679$
 data for any colour:

$u^* = g75b$

lab^*tch^* and lab^*icu^*

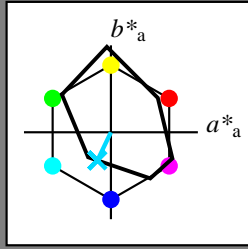
elementary hue text:

$u^* = g75b$

contrast reduction factor:

$c_R = 0.9$

triangle lightness t^*



FRS15_90a; adapted (a) CIELAB data

	$L^*=L^*_a$	a^*_a	b^*_a	$C^*_{ab,a}$	$h^*_{ab,a}$
O _{Ma}	35.06	53.93	39.55	66.88	36
Y _{Ma}	83.77	-4.63	98.26	98.37	93
L _{Ma}	44.13	-56.32	43.36	71.09	142
C _{Ma}	52.66	-26.18	-28.74	38.89	228
V _{Ma}	14.15	45.22	-53.06	69.72	310
M _{Ma}	37.37	70.69	-30.1	76.83	337
N _{Ma}	15.0	0.0	0.0	0.0	0
W _{Ma}	90.0	0.0	0.0	0.0	0
R _{CIE}	39.92	58.74	27.99	65.07	25
J _{CIE}	81.26	-2.88	71.56	71.62	92
G _{CIE}	52.23	-42.41	13.6	44.55	162
B _{CIE}	30.57	1.41	-46.46	46.49	272

Data for maximum colour (Ma):

$LAB^*LAB^*_{Ma}$: 47 -15 -31

$LAB^*LCH^*_{Ma}$: 47 36 244

$lab^*rgb^*_{Ma}$: 0.0 0.5 1.0

$lab^*olv^*_{Ma}$: 0.0 0.85 1.0

FRS15_90a; adapted (a) CIELAB data

	$L^*=L^*_a$	a^*_a	b^*_a	$C^*_{ab,a}$	$h^*_{ab,a}$
r00j	35.47	56.92	27.12	63.05	25
r25j	39.12	49.04	44.45	66.19	42
r50j	50.64	35.19	58.33	68.13	59
r75j	64.01	19.11	74.45	76.87	76
j00g	83.18	-3.93	97.56	97.64	92
j25g	66.73	-26.86	74.66	79.35	110
j50g	54.03	-43.42	57.07	71.71	127
j75g	44.73	-54.21	38.33	66.4	145
g00b	47.59	-44.11	14.14	46.33	162
g25b	49.97	-35.68	-6.03	36.19	190
g50b	51.85	-29.05	-21.88	36.38	217
g75b	46.92	-15.53	-32.37	35.92	244
b00r	37.91	1.15	-38.05	38.08	272
b25r	23.81	27.31	-46.96	54.33	300
b50r	29.52	62.07	-37.87	72.72	329
b75r	36.48	64.24	-3.31	64.33	357

triangle lightness t^*

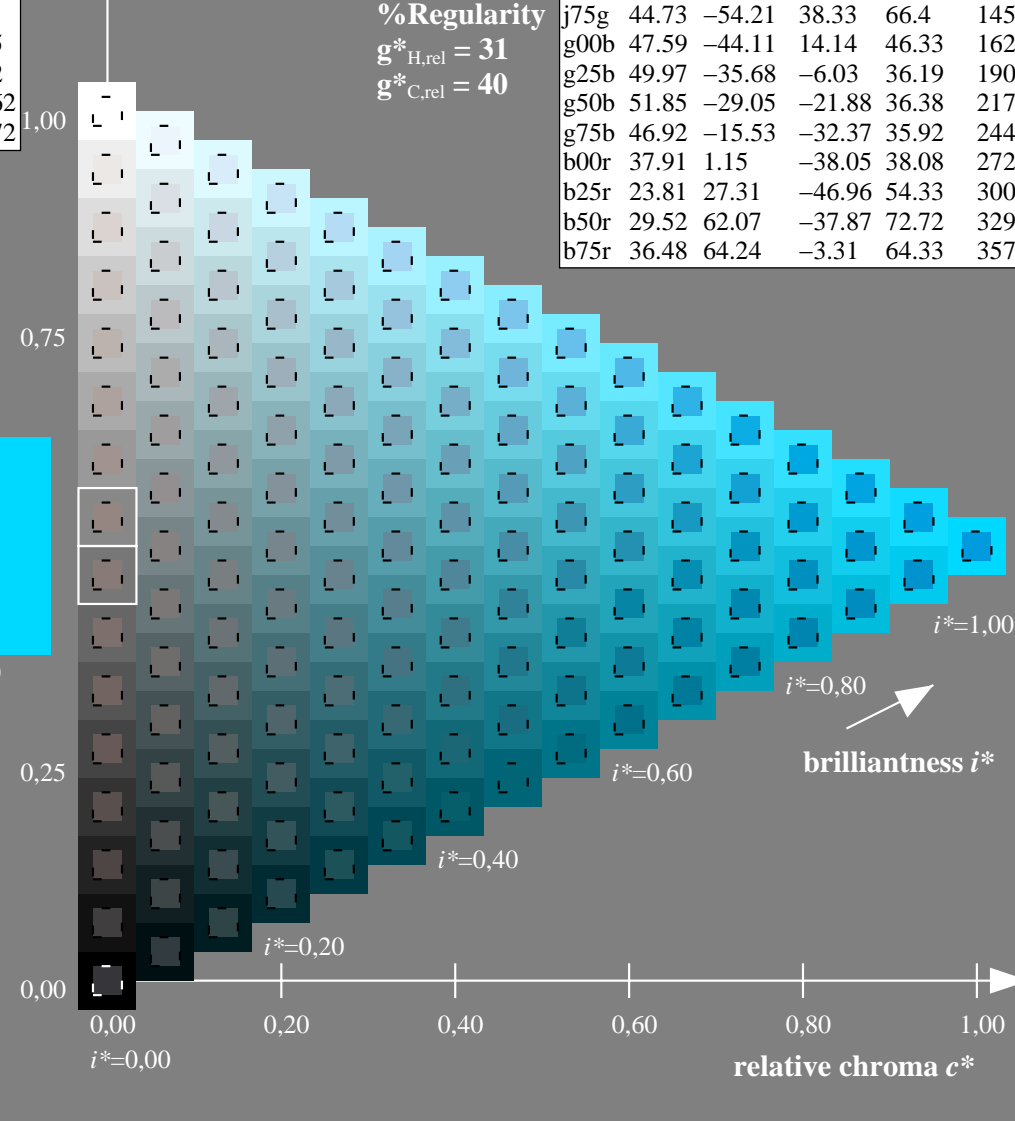
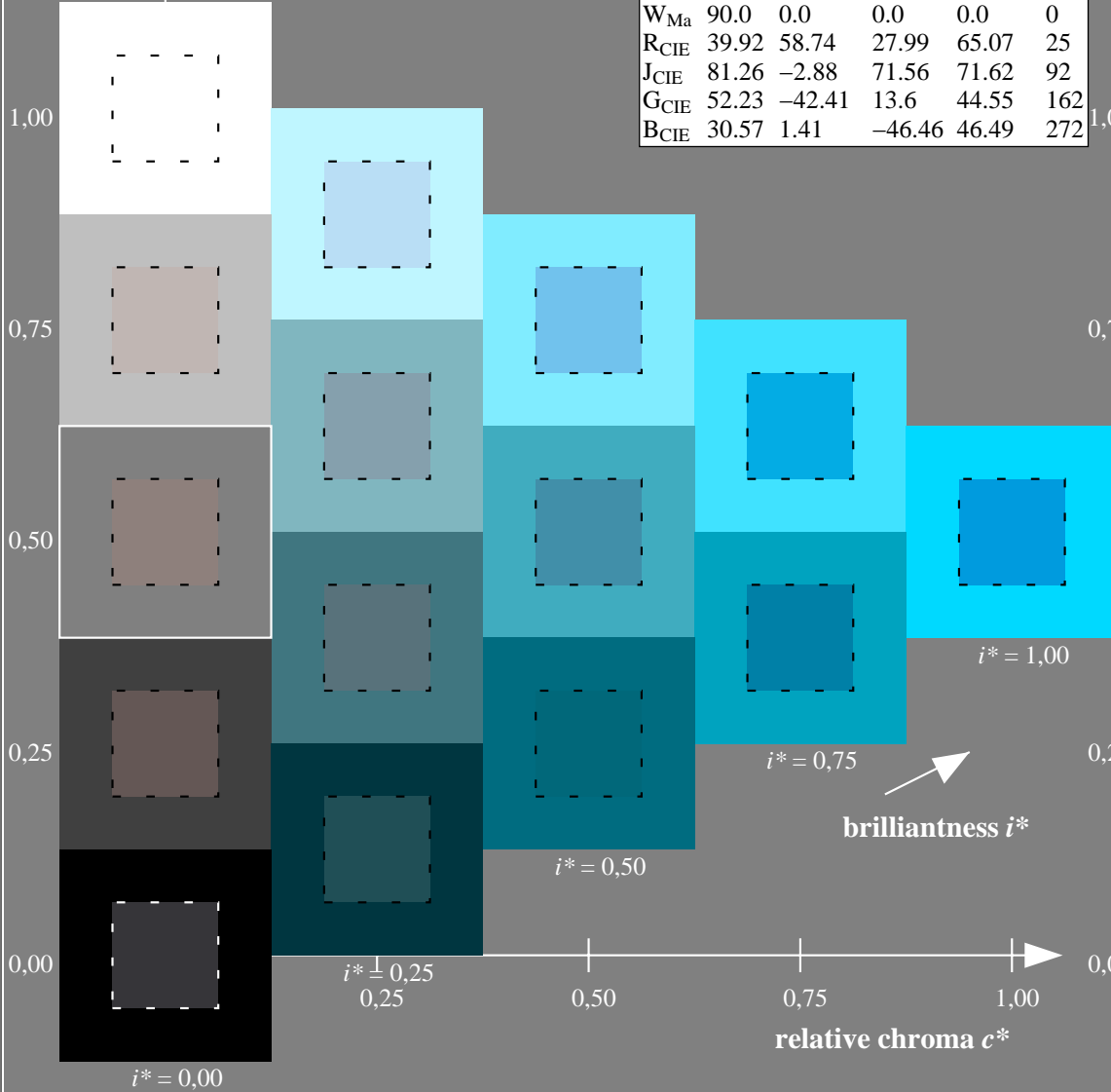
%Gamut

$u^*_{rel} = 88$

%Regularity

$g^*_{H,rel} = 31$

$g^*_{C,rel} = 40$



Input and output: Colorimetric Printer Reflective System FRS15_90a for relative CIELAB hue $h^* = lab^*h^* = h_{ab}/360 = 272/360 = 0.755$

$u^* = b00r$

data for any colour:

lab^*tch^* and lab^*icu^*

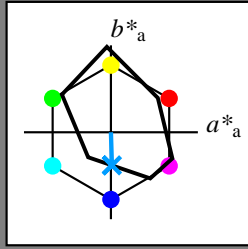
elementary hue text:

$u^* = b00r$

contrast reduction factor:

$c_R = 0.9$

triangle lightness t^*



FRS15_90a; adapted (a) CIELAB data

	$L^*=L^*_a$	a^*_a	b^*_a	$C^*_{ab,a}$	$h^*_{ab,a}$
O _{Ma}	35.06	53.93	39.55	66.88	36
Y _{Ma}	83.77	-4.63	98.26	98.37	93
L _{Ma}	44.13	-56.32	43.36	71.09	142
C _{Ma}	52.66	-26.18	-28.74	38.89	228
V _{Ma}	14.15	45.22	-53.06	69.72	310
M _{Ma}	37.37	70.69	-30.1	76.83	337
N _{Ma}	15.0	0.0	0.0	0.0	0
W _{Ma}	90.0	0.0	0.0	0.0	0
R _{CIE}	39.92	58.74	27.99	65.07	25
J _{CIE}	81.26	-2.88	71.56	71.62	92
G _{CIE}	52.23	-42.41	13.6	44.55	162
B _{CIE}	30.57	1.41	-46.46	46.49	272

Data for maximum colour (Ma):

$LAB^*LAB^*_{Ma}: 38 \ 1 \ -37$

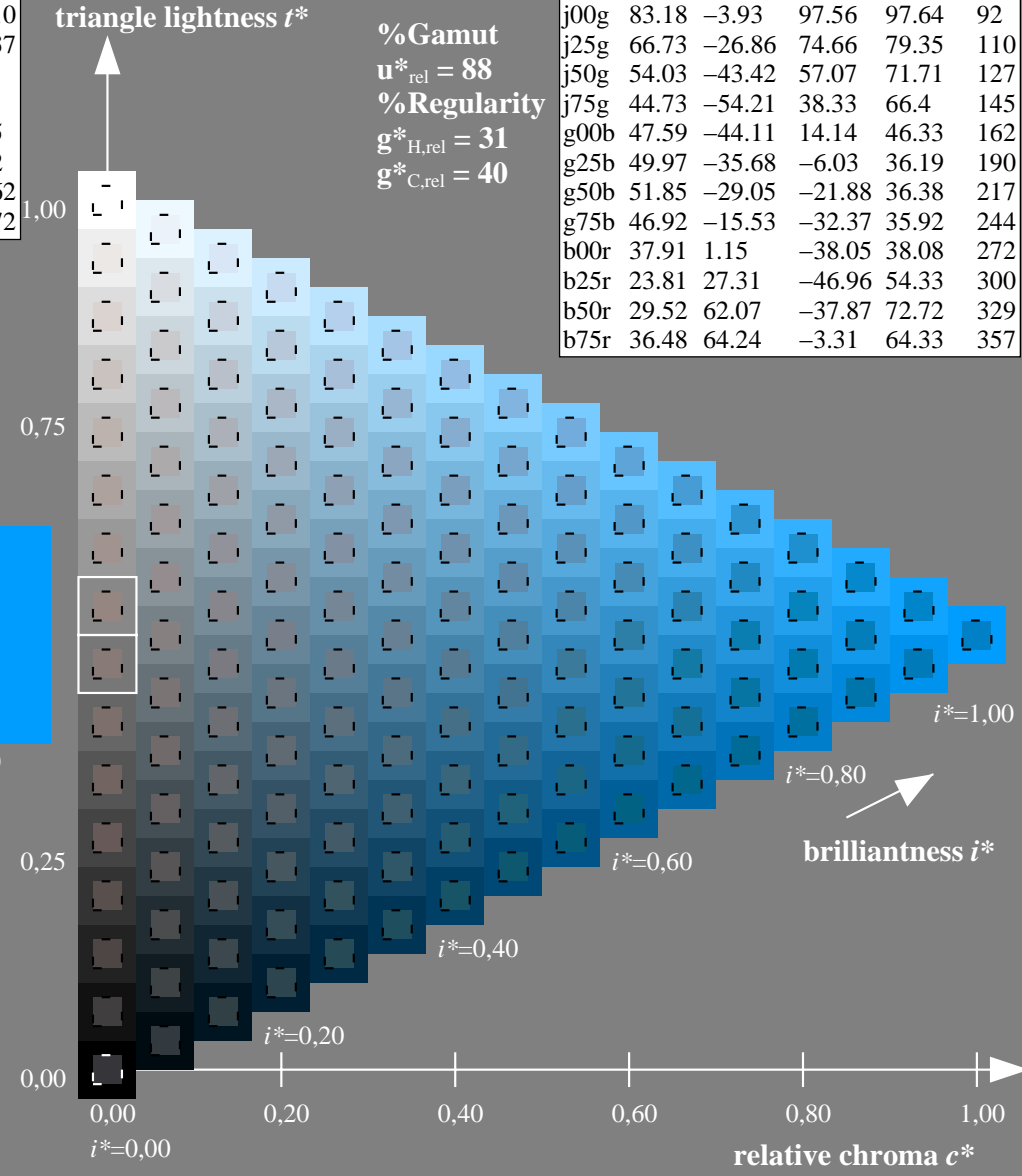
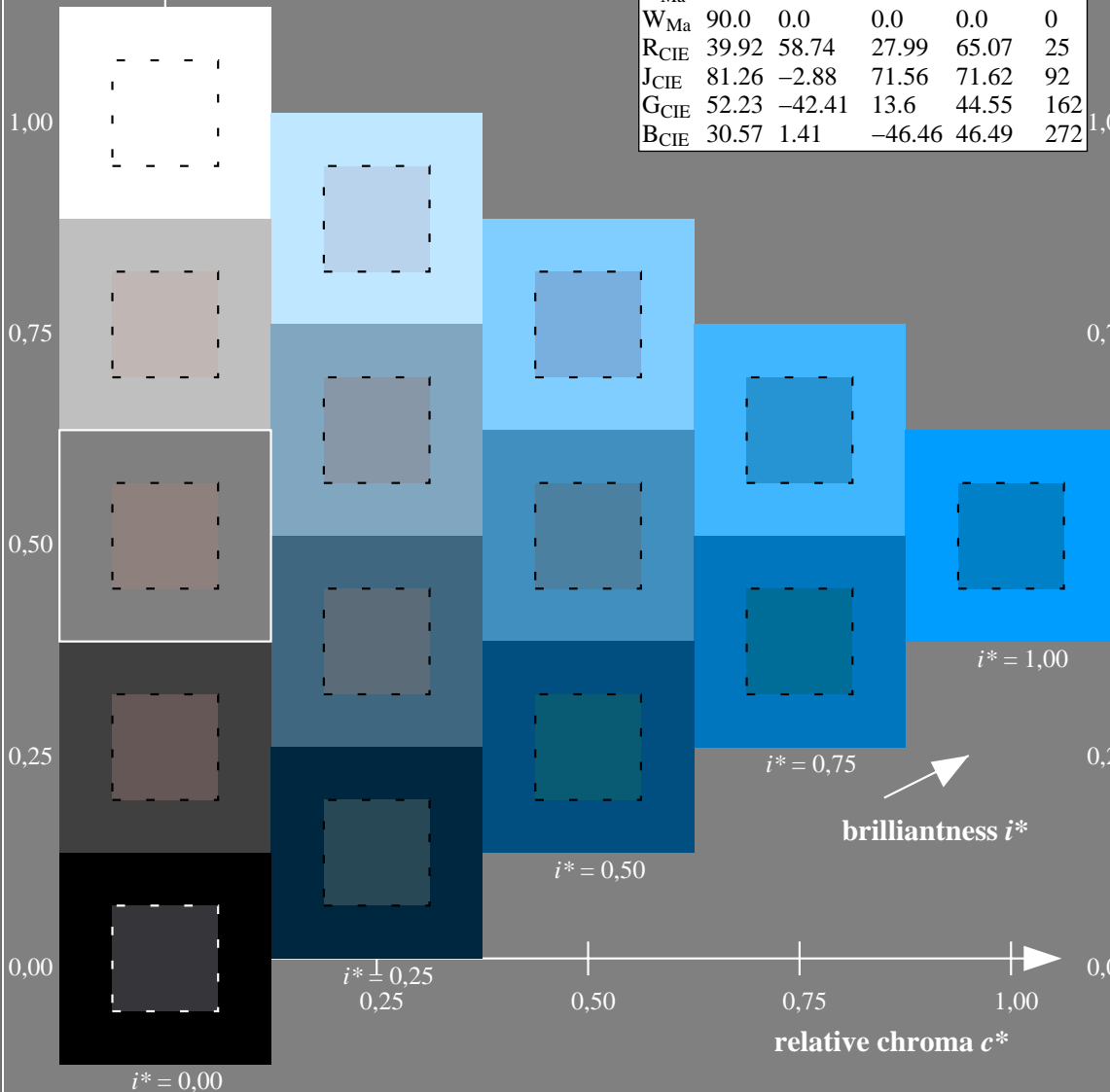
$LAB^*LCH^*_{Ma}: 38 \ 38 \ 272$

$lab^*rgb^*_{Ma}: 0.0 \ 0.0 \ 1.0$

$lab^*olv^*_{Ma}: 0.0 \ 0.62 \ 1.0$

FRS15_90a; adapted (a) CIELAB data

	$L^*=L^*_a$	a^*_a	b^*_a	$C^*_{ab,a}$	$h^*_{ab,a}$
r00j	35.47	56.92	27.12	63.05	25
r25j	39.12	49.04	44.45	66.19	42
r50j	50.64	35.19	58.33	68.13	59
r75j	64.01	19.11	74.45	76.87	76
j00g	83.18	-3.93	97.56	97.64	92
j25g	66.73	-26.86	74.66	79.35	110
j50g	54.03	-43.42	57.07	71.71	127
j75g	44.73	-54.21	38.33	66.4	145
g00b	47.59	-44.11	14.14	46.33	162
g25b	49.97	-35.68	-6.03	36.19	190
g50b	51.85	-29.05	-21.88	36.38	217
g75b	46.92	-15.53	-32.37	35.92	244
b00r	37.91	1.15	-38.05	38.08	272
b25r	23.81	27.31	-46.96	54.33	300
b50r	29.52	62.07	-37.87	72.72	329
b75r	36.48	64.24	-3.31	64.33	357



%Gamut
 $u^*_{rel} = 88$
 %Regularity
 $g^*_{H,rel} = 31$
 $g^*_{C,rel} = 40$

Input and output: Colorimetric Printer Reflective System FRS15_90a for relative CIELAB hue $h^* = lab^*h^* = h_{ab}/360 = 300/360 = 0.834$
 data for any colour:

$u^* = b25r$

lab^*tch^* and lab^*icu^*

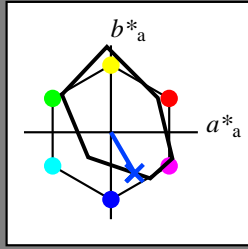
elementary hue text:

$u^* = b25r$

contrast reduction factor:

$c_R = 0.9$

triangle lightness t^*



FRS15_90a; adapted (a) CIELAB data

	$L^*=L^*_a$	a^*_a	b^*_a	$C^*_{ab,a}$	$h^*_{ab,a}$
O _{Ma}	35.06	53.93	39.55	66.88	36
Y _{Ma}	83.77	-4.63	98.26	98.37	93
L _{Ma}	44.13	-56.32	43.36	71.09	142
C _{Ma}	52.66	-26.18	-28.74	38.89	228
V _{Ma}	14.15	45.22	-53.06	69.72	310
M _{Ma}	37.37	70.69	-30.1	76.83	337
N _{Ma}	15.0	0.0	0.0	0.0	0
W _{Ma}	90.0	0.0	0.0	0.0	0
R _{CIE}	39.92	58.74	27.99	65.07	25
J _{CIE}	81.26	-2.88	71.56	71.62	92
G _{CIE}	52.23	-42.41	13.6	44.55	162
B _{CIE}	30.57	1.41	-46.46	46.49	272

Data for maximum colour (Ma):

$LAB^*LAB^*Ma: 24\ 27\ -46$

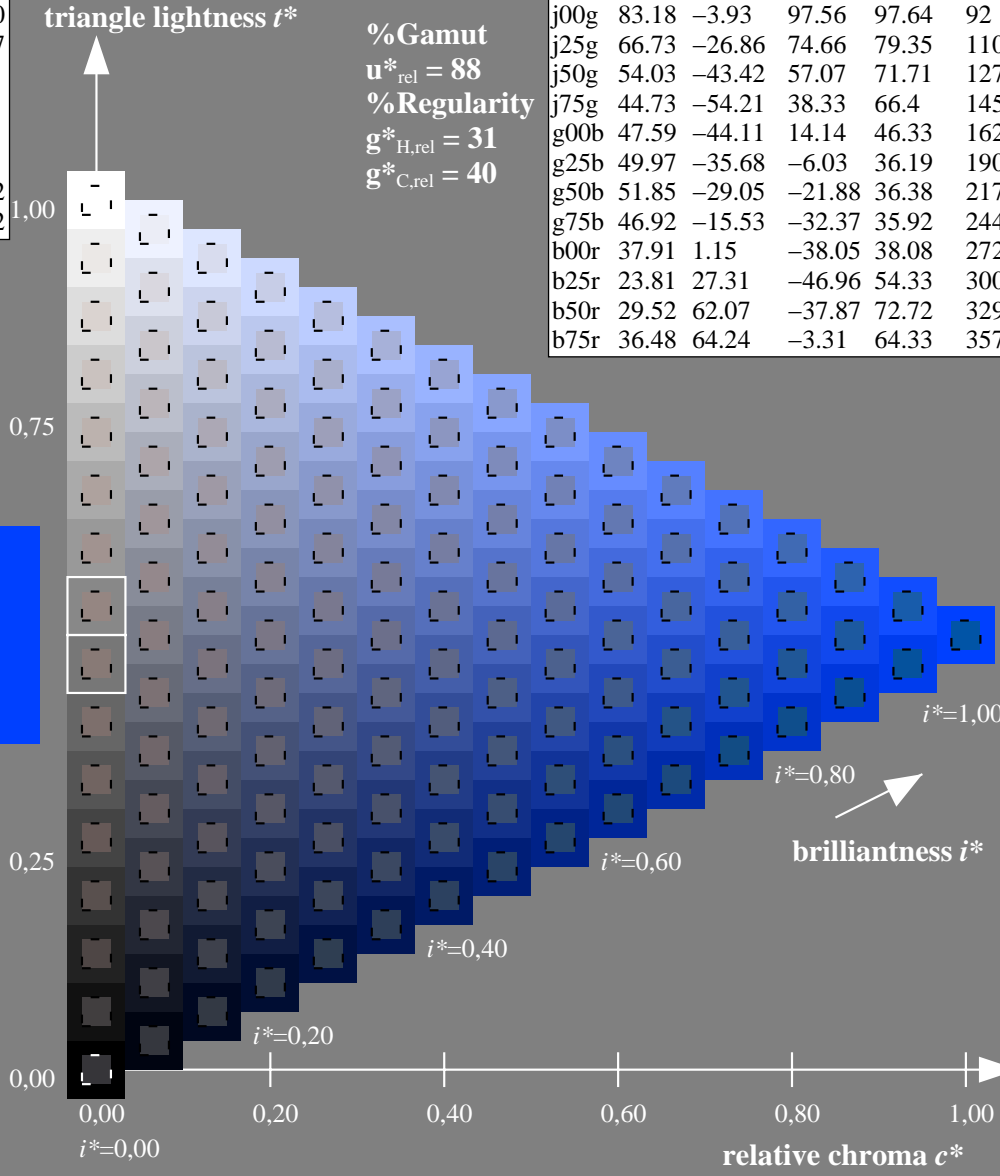
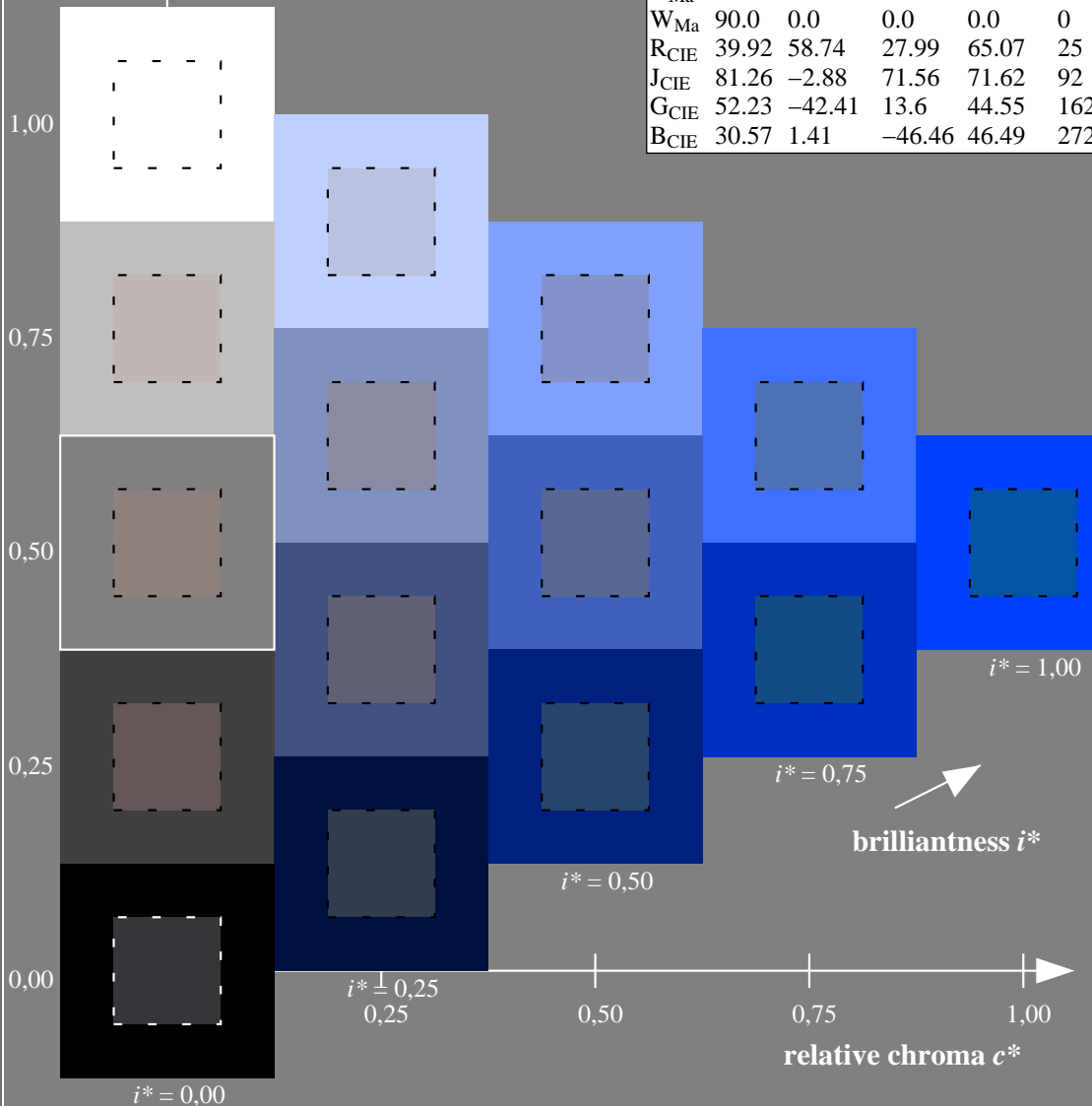
$LAB^*LCH^*Ma: 24\ 54\ 300$

$lab^*rgb^*Ma: 0.5\ 0.0\ 1.0$

$lab^*olv^*Ma: 0.0\ 0.25\ 1.0$

FRS15_90a; adapted (a) CIELAB data

	$L^*=L^*_a$	a^*_a	b^*_a	$C^*_{ab,a}$	$h^*_{ab,a}$
r00j	35.47	56.92	27.12	63.05	25
r25j	39.12	49.04	44.45	66.19	42
r50j	50.64	35.19	58.33	68.13	59
r75j	64.01	19.11	74.45	76.87	76
j00g	83.18	-3.93	97.56	97.64	92
j25g	66.73	-26.86	74.66	79.35	110
j50g	54.03	-43.42	57.07	71.71	127
j75g	44.73	-54.21	38.33	66.4	145
g00b	47.59	-44.11	14.14	46.33	162
g25b	49.97	-35.68	-6.03	36.19	190
g50b	51.85	-29.05	-21.88	36.38	217
g75b	46.92	-15.53	-32.37	35.92	244
b00r	37.91	1.15	-38.05	38.08	272
b25r	23.81	27.31	-46.96	54.33	300
b50r	29.52	62.07	-37.87	72.72	329
b75r	36.48	64.24	-3.31	64.33	357

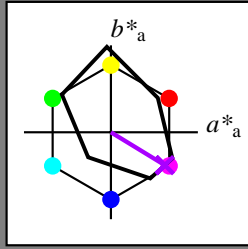


%Gamut
 $u^*_{rel} = 88$
 %Regularity
 $g^*_{H,rel} = 31$
 $g^*_{C,rel} = 40$

Input and output: Colorimetric Printer Reflective System FRS15_90a for relative CIELAB hue $h^* = lab^*h^* = h_{ab}/360 = 329/360 = 0.913$
 data for any colour:

$u^* = b50r$

lab^*ich^* and lab^*icu^*
 elementary hue text:
 $u^* = b50r$
 contrast reduction factor:
 $c_R = 0.9$
 triangle lightness t^*



FRS15_90a; adapted (a) CIELAB data

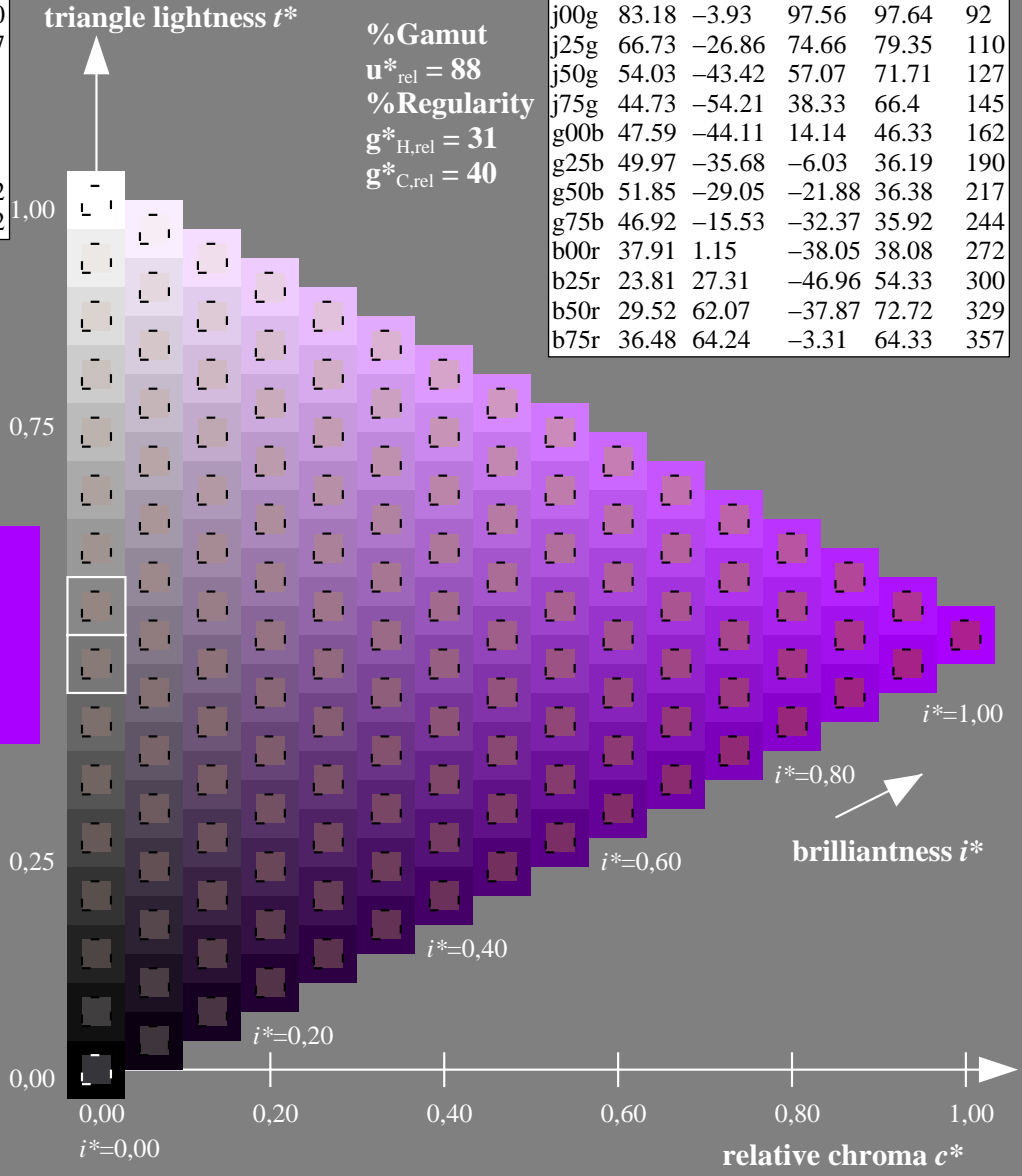
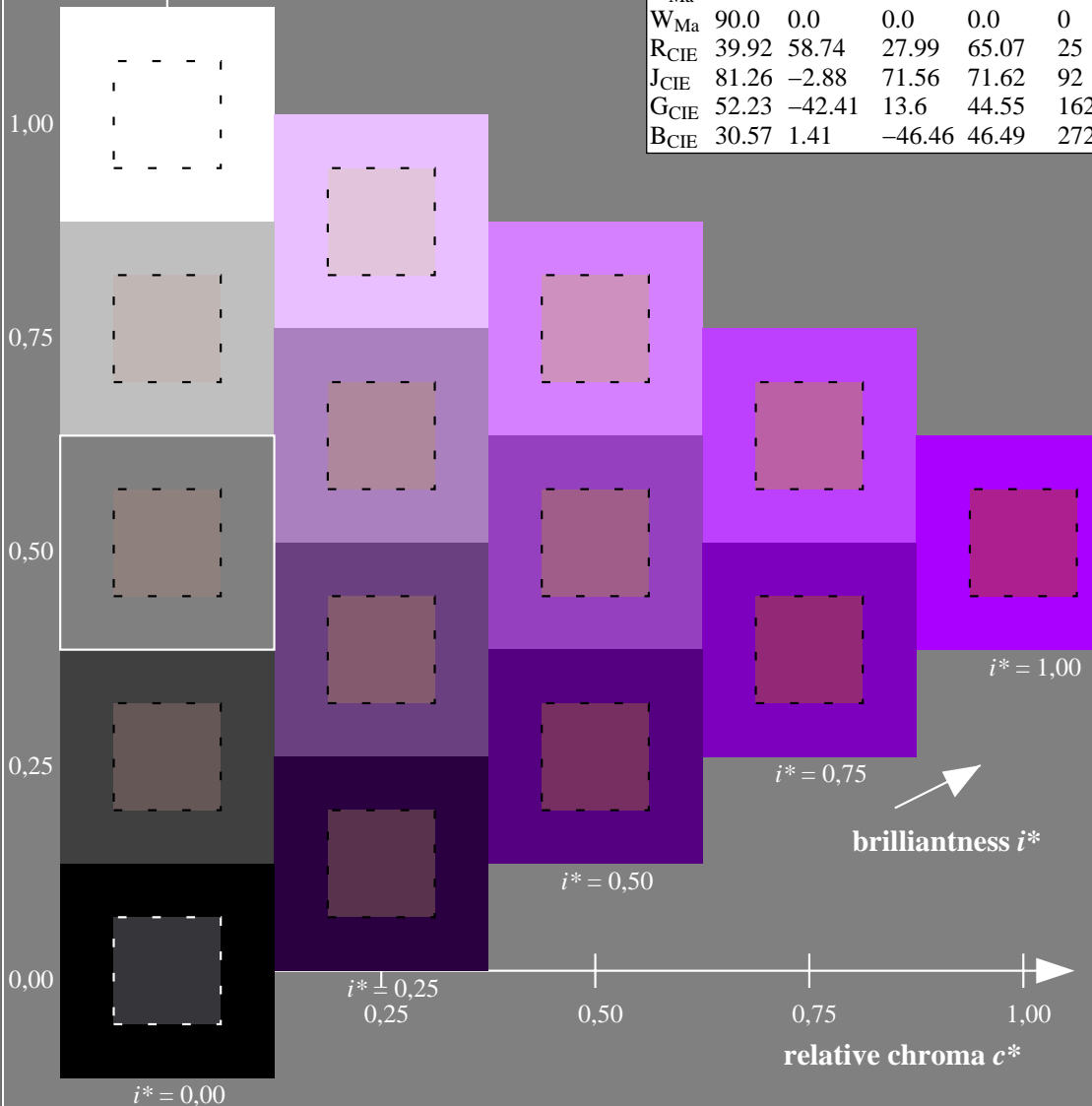
	$L^*=L^*_a$	a^*_a	b^*_a	$C^*_{ab,a}$	$h^*_{ab,a}$
O _{Ma}	35.06	53.93	39.55	66.88	36
Y _{Ma}	83.77	-4.63	98.26	98.37	93
L _{Ma}	44.13	-56.32	43.36	71.09	142
C _{Ma}	52.66	-26.18	-28.74	38.89	228
V _{Ma}	14.15	45.22	-53.06	69.72	310
M _{Ma}	37.37	70.69	-30.1	76.83	337
N _{Ma}	15.0	0.0	0.0	0.0	0
W _{Ma}	90.0	0.0	0.0	0.0	0
R _{CIE}	39.92	58.74	27.99	65.07	25
J _{CIE}	81.26	-2.88	71.56	71.62	92
G _{CIE}	52.23	-42.41	13.6	44.55	162
B _{CIE}	30.57	1.41	-46.46	46.49	272

Data for maximum colour (Ma):

$LAB^*LAB^*_{Ma}$: 30 62 -37
 $LAB^*LCH^*_{Ma}$: 30 73 329
 $lab^*rgb^*_{Ma}$: 1.0 0.0 1.0
 $lab^*olv^*_{Ma}$: 0.66 0.0 1.0

FRS15_90a; adapted (a) CIELAB data

	$L^*=L^*_a$	a^*_a	b^*_a	$C^*_{ab,a}$	$h^*_{ab,a}$
r00j	35.47	56.92	27.12	63.05	25
r25j	39.12	49.04	44.45	66.19	42
r50j	50.64	35.19	58.33	68.13	59
r75j	64.01	19.11	74.45	76.87	76
j00g	83.18	-3.93	97.56	97.64	92
j25g	66.73	-26.86	74.66	79.35	110
j50g	54.03	-43.42	57.07	71.71	127
j75g	44.73	-54.21	38.33	66.4	145
g00b	47.59	-44.11	14.14	46.33	162
g25b	49.97	-35.68	-6.03	36.19	190
g50b	51.85	-29.05	-21.88	36.38	217
g75b	46.92	-15.53	-32.37	35.92	244
b00r	37.91	1.15	-38.05	38.08	272
b25r	23.81	27.31	-46.96	54.33	300
b50r	29.52	62.07	-37.87	72.72	329
b75r	36.48	64.24	-3.31	64.33	357



%Gamut
 $u^*_{rel} = 88$
 %Regularity
 $g^*_{H,rel} = 31$
 $g^*_{C,rel} = 40$

Input and output: Colorimetric Printer Reflective System FRS15_90a for relative CIELAB hue $h^* = lab^*h^* = h_{ab}/360 = 357/360 = 0.992$
 data for any colour:

$u^* = b75r$

lab^*ich^* and lab^*icu^*

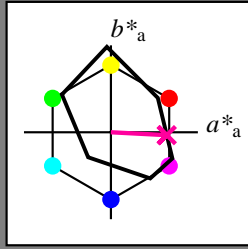
elementary hue text:

$u^* = b75r$

contrast reduction factor:

$c_R = 0.9$

triangle lightness t^*



FRS15_90a; adapted (a) CIELAB data

	$L^*=L^*_a$	a^*_a	b^*_a	$C^*_{ab,a}$	$h^*_{ab,a}$
O _{Ma}	35.06	53.93	39.55	66.88	36
Y _{Ma}	83.77	-4.63	98.26	98.37	93
L _{Ma}	44.13	-56.32	43.36	71.09	142
C _{Ma}	52.66	-26.18	-28.74	38.89	228
V _{Ma}	14.15	45.22	-53.06	69.72	310
M _{Ma}	37.37	70.69	-30.1	76.83	337
N _{Ma}	15.0	0.0	0.0	0.0	0
W _{Ma}	90.0	0.0	0.0	0.0	0
R _{CIE}	39.92	58.74	27.99	65.07	25
J _{CIE}	81.26	-2.88	71.56	71.62	92
G _{CIE}	52.23	-42.41	13.6	44.55	162
B _{CIE}	30.57	1.41	-46.46	46.49	272

Data for maximum colour (Ma):

$LAB^*LAB^*_{Ma}: 36\ 64\ -2$

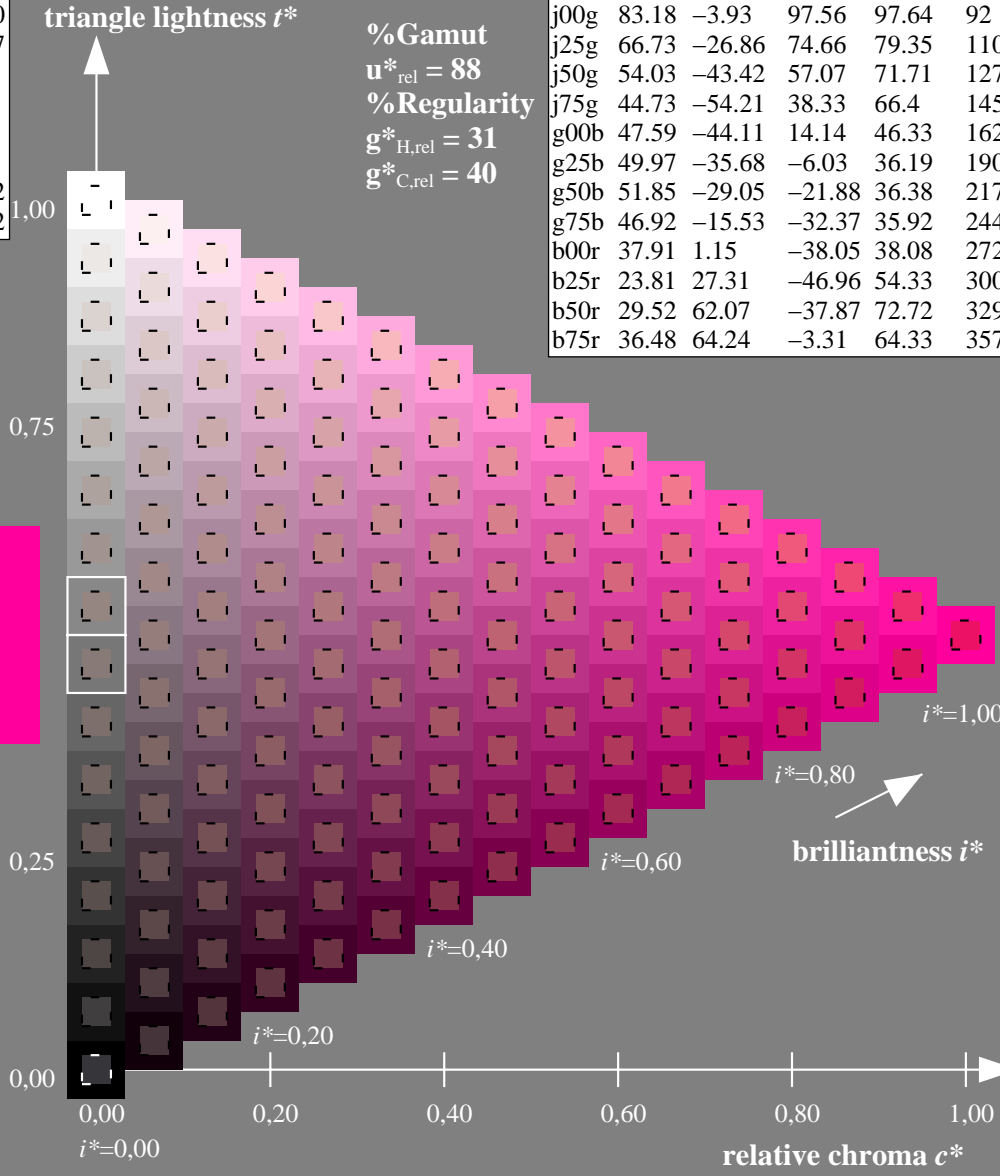
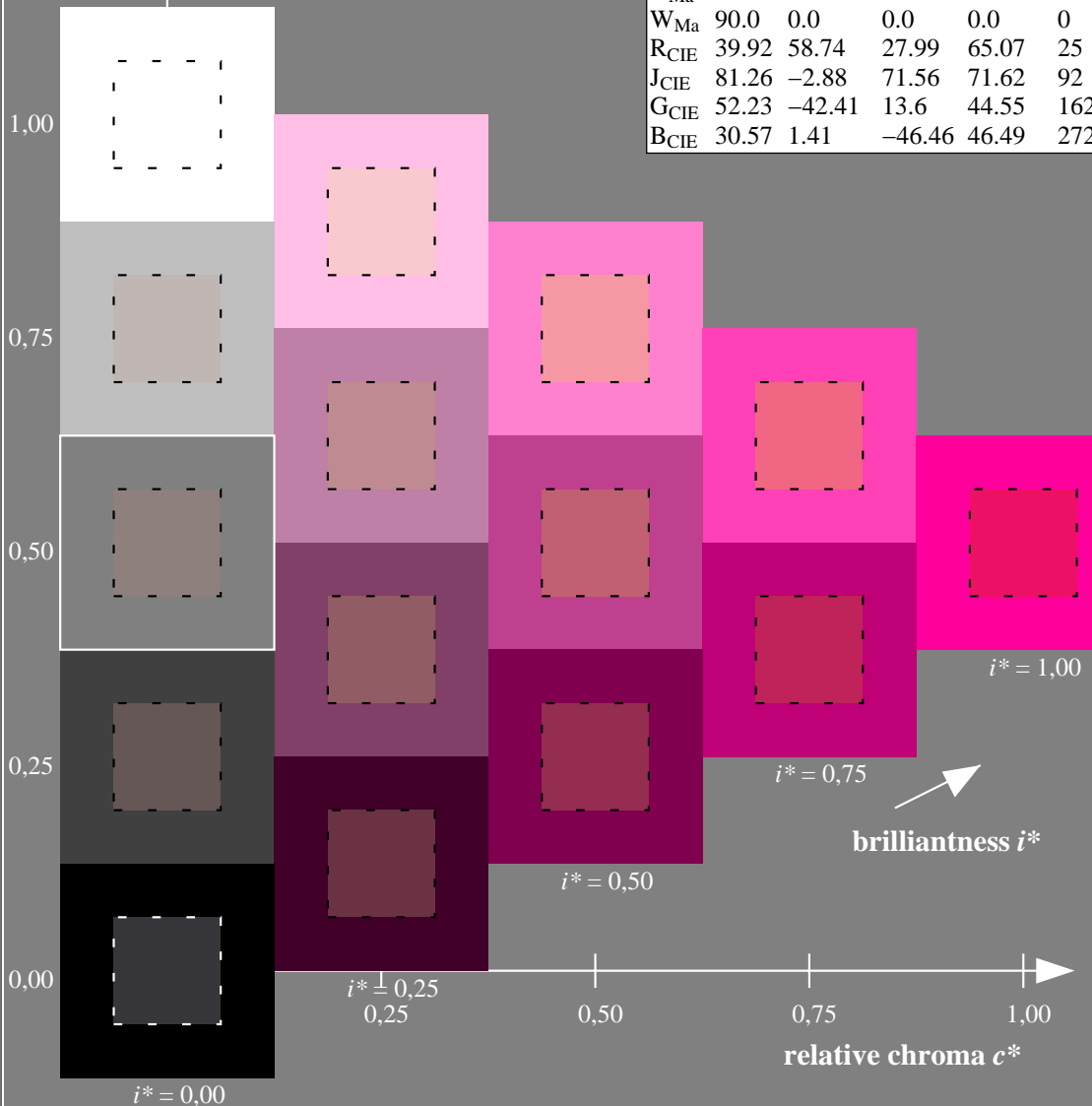
$LAB^*LCH^*_{Ma}: 36\ 64\ 357$

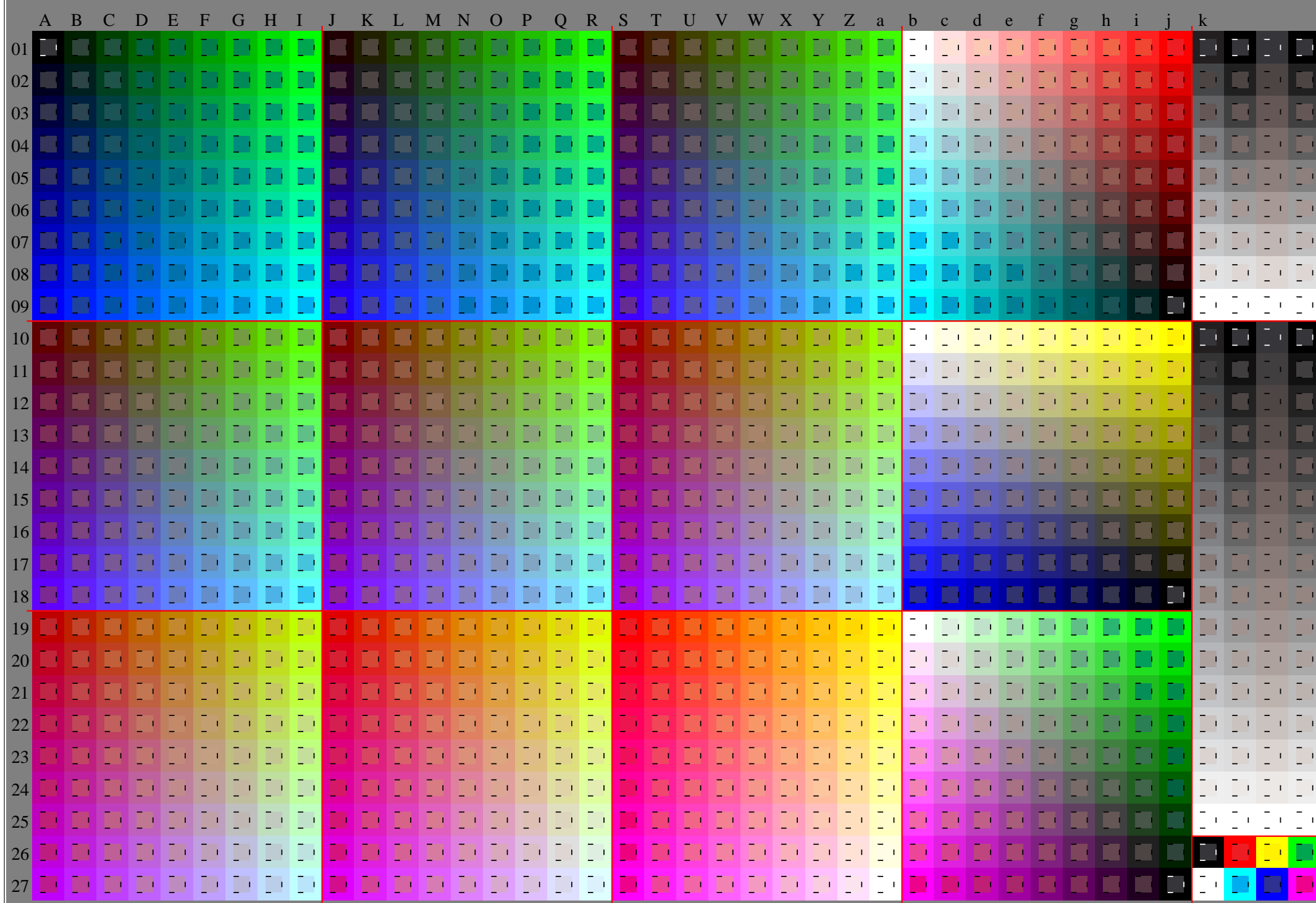
$lab^*rgb^*_{Ma}: 1.0\ 0.0\ 0.5$

$lab^*olv^*_{Ma}: 1.0\ 0.0\ 0.62$

FRS15_90a; adapted (a) CIELAB data

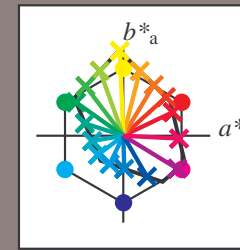
	$L^*=L^*_a$	a^*_a	b^*_a	$C^*_{ab,a}$	$h^*_{ab,a}$
r00j	35.47	56.92	27.12	63.05	25
r25j	39.12	49.04	44.45	66.19	42
r50j	50.64	35.19	58.33	68.13	59
r75j	64.01	19.11	74.45	76.87	76
j00g	83.18	-3.93	97.56	97.64	92
j25g	66.73	-26.86	74.66	79.35	110
j50g	54.03	-43.42	57.07	71.71	127
j75g	44.73	-54.21	38.33	66.4	145
g00b	47.59	-44.11	14.14	46.33	162
g25b	49.97	-35.68	-6.03	36.19	190
g50b	51.85	-29.05	-21.88	36.38	217
g75b	46.92	-15.53	-32.37	35.92	244
b00r	37.91	1.15	-38.05	38.08	272
b25r	23.81	27.31	-46.96	54.33	300
b50r	29.52	62.07	-37.87	72.72	329
b75r	36.48	64.24	-3.31	64.33	357





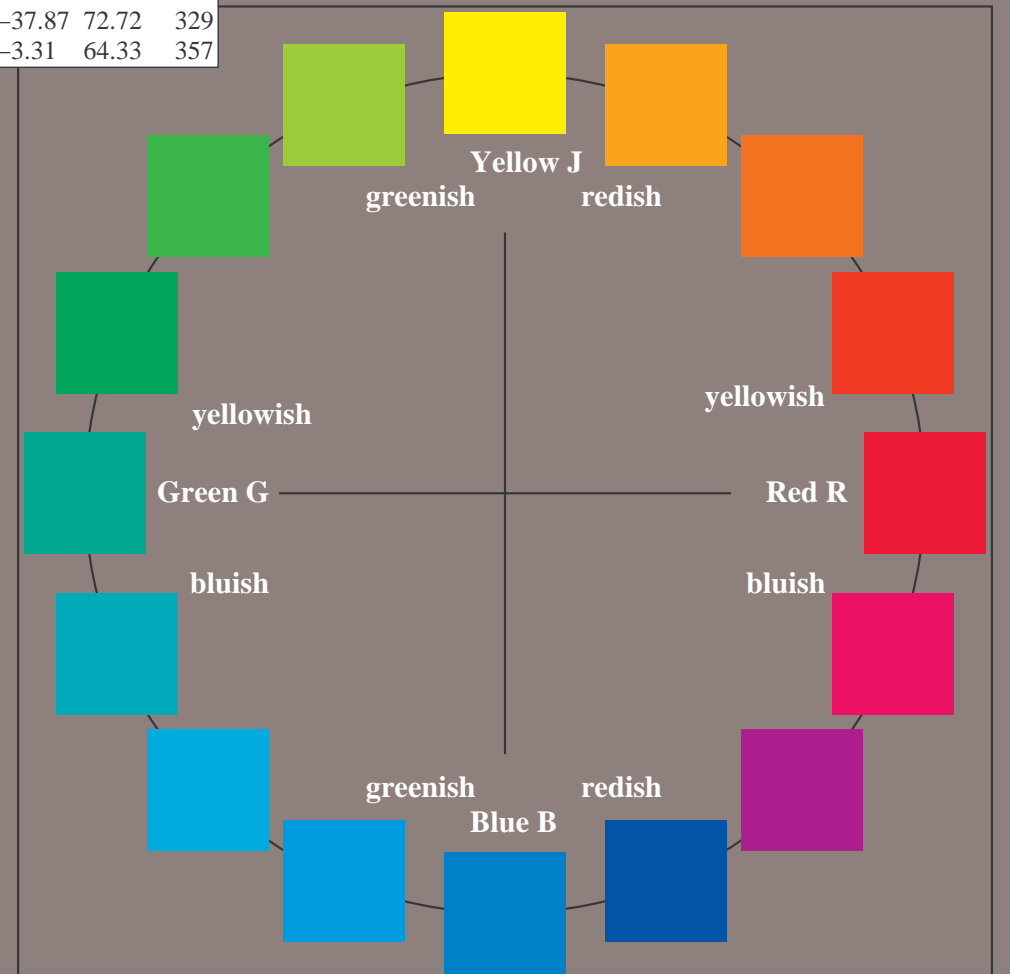
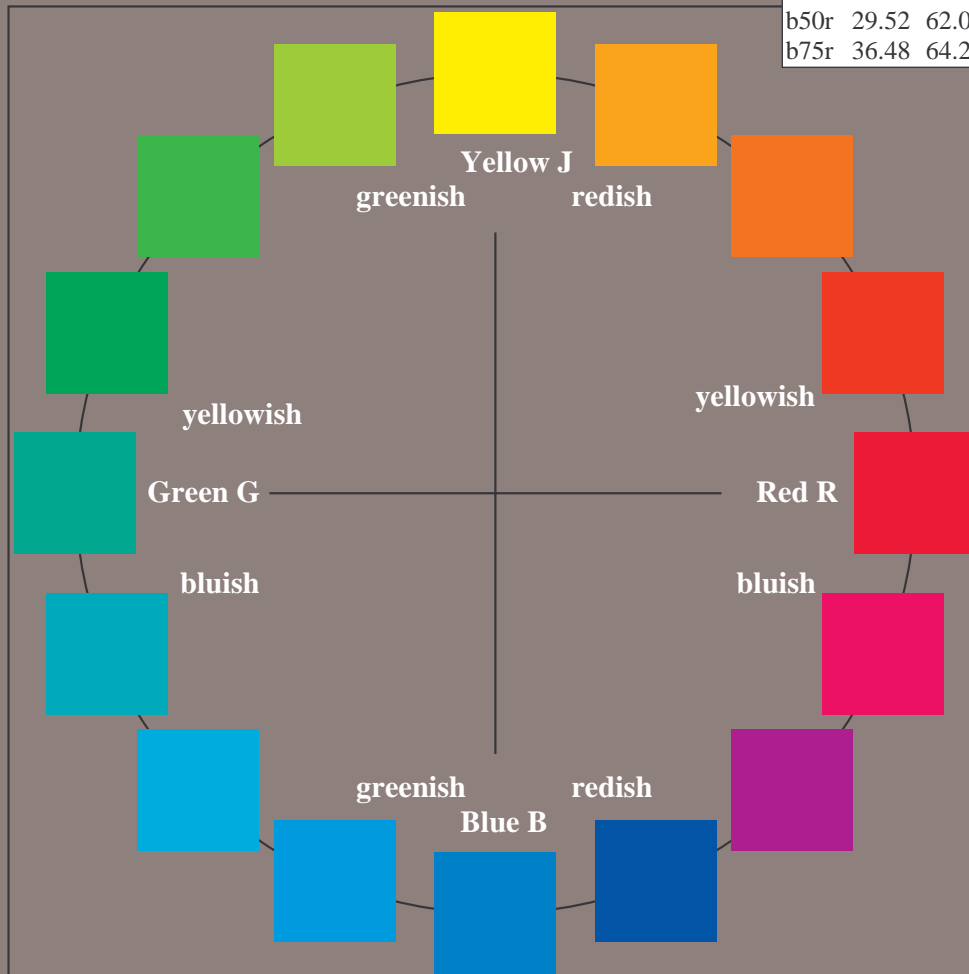
Input and output:
 Colorimetric Printer Reflective System FRS15_90a
 data for any colour:
*lab*tch** and *lab*icu**
 elementary hue text:
*u** = 16 hues *r00j*, *r25j*, ..., *b75r*
 contrast reduction factor:
 $c_R = 0.9$

FRS15_90a; adapted (a) CIELAB data					
	$L^*=L^*_a$	a^*_a	b^*_a	$C^*_{ab,a}$	$h^*_{ab,a}$
r00j	35.47	56.92	27.12	63.05	25
r25j	39.12	49.04	44.45	66.19	42
r50j	50.64	35.19	58.33	68.13	59
r75j	64.01	19.11	74.45	76.87	76
j00g	83.18	-3.93	97.56	97.64	92
j25g	66.73	-26.86	74.66	79.35	110
j50g	54.03	-43.42	57.07	71.71	127
j75g	44.73	-54.21	38.33	66.4	145
g00b	47.59	-44.11	14.14	46.33	162
g25b	49.97	-35.68	-6.03	36.19	190
g50b	51.85	-29.05	-21.88	36.38	217
g75b	46.92	-15.53	-32.37	35.92	244
b00r	37.91	1.15	-38.05	38.08	272
b25r	23.81	27.31	-46.96	54.33	300
b50r	29.52	62.07	-37.87	72.72	329
b75r	36.48	64.24	-3.31	64.33	357



%Gamut
 $u^*_{rel} = 88$
%Regularity
 $g^*_{H,rel} = 31$
 $g^*_{C,rel} = 40$

FRS15_90a; adapted (a) CIELAB data					
	$L^*=L^*_a$	a^*_a	b^*_a	$C^*_{ab,a}$	$h^*_{ab,a}$
O _{Ma}	35.06	53.93	39.55	66.88	36
Y _{Ma}	83.77	-4.63	98.26	98.37	93
L _{Ma}	44.13	-56.32	43.36	71.09	142
C _{Ma}	52.66	-26.18	-28.74	38.89	228
V _{Ma}	14.15	45.22	-53.06	69.72	310
M _{Ma}	37.37	70.69	-30.1	76.83	337
N _{Ma}	15.0	0.0	0.0	0.0	0
W _{Ma}	90.0	0.0	0.0	0.0	0
R _{CIE}	39.92	58.74	27.99	65.07	25
J _{CIE}	81.26	-2.88	71.56	71.62	92
G _{CIE}	52.23	-42.41	13.6	44.55	162
B _{CIE}	30.57	1.41	-46.46	46.49	272



Input and output: Colorimetric Printer Reflective System FRS15_90a for relative CIELAB hue $h^* = lab^*h^* = h_{ab}/360 = 25/360 = 0.071$

$u^* = r00j$

data for any colour:

lab^*tch^* and lab^*icu^*

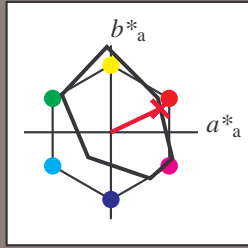
elementary hue text:

$u^* = r00j$

contrast reduction factor:

$c_R = 0.9$

triangle lightness t^*



FRS15_90a; adapted (a) CIELAB data

	$L^*=L^*_a$	a^*_a	b^*_a	$C^*_{ab,a}$	$h^*_{ab,a}$
O _{Ma}	35.06	53.93	39.55	66.88	36
Y _{Ma}	83.77	-4.63	98.26	98.37	93
L _{Ma}	44.13	-56.32	43.36	71.09	142
C _{Ma}	52.66	-26.18	-28.74	38.89	228
V _{Ma}	14.15	45.22	-53.06	69.72	310
M _{Ma}	37.37	70.69	-30.1	76.83	337
N _{Ma}	15.0	0.0	0.0	0.0	0
W _{Ma}	90.0	0.0	0.0	0.0	0
R _{CIE}	39.92	58.74	27.99	65.07	25
J _{CIE}	81.26	-2.88	71.56	71.62	92
G _{CIE}	52.23	-42.41	13.6	44.55	162
B _{CIE}	30.57	1.41	-46.46	46.49	272

Data for maximum colour (Ma):

$LAB^*LAB^*_{Ma}$: 35 57 27

$LAB^*LCH^*_{Ma}$: 35 63 25

$lab^*rgb^*_{Ma}$: 1.0 0.0 0.0

$lab^*olv^*_{Ma}$: 1.0 0.0 0.18

FRS15_90a; adapted (a) CIELAB data

	$L^*=L^*_a$	a^*_a	b^*_a	$C^*_{ab,a}$	$h^*_{ab,a}$
r00j	35.47	56.92	27.12	63.05	25
r25j	39.12	49.04	44.45	66.19	42
r50j	50.64	35.19	58.33	68.13	59
r75j	64.01	19.11	74.45	76.87	76
j00g	83.18	-3.93	97.56	97.64	92
j25g	66.73	-26.86	74.66	79.35	110
j50g	54.03	-43.42	57.07	71.71	127
j75g	44.73	-54.21	38.33	66.4	145
g00b	47.59	-44.11	14.14	46.33	162
g25b	49.97	-35.68	-6.03	36.19	190
g50b	51.85	-29.05	-21.88	36.38	217
g75b	46.92	-15.53	-32.37	35.92	244
b00r	37.91	1.15	-38.05	38.08	272
b25r	23.81	27.31	-46.96	54.33	300
b50r	29.52	62.07	-37.87	72.72	329
b75r	36.48	64.24	-3.31	64.33	357

triangle lightness t^*

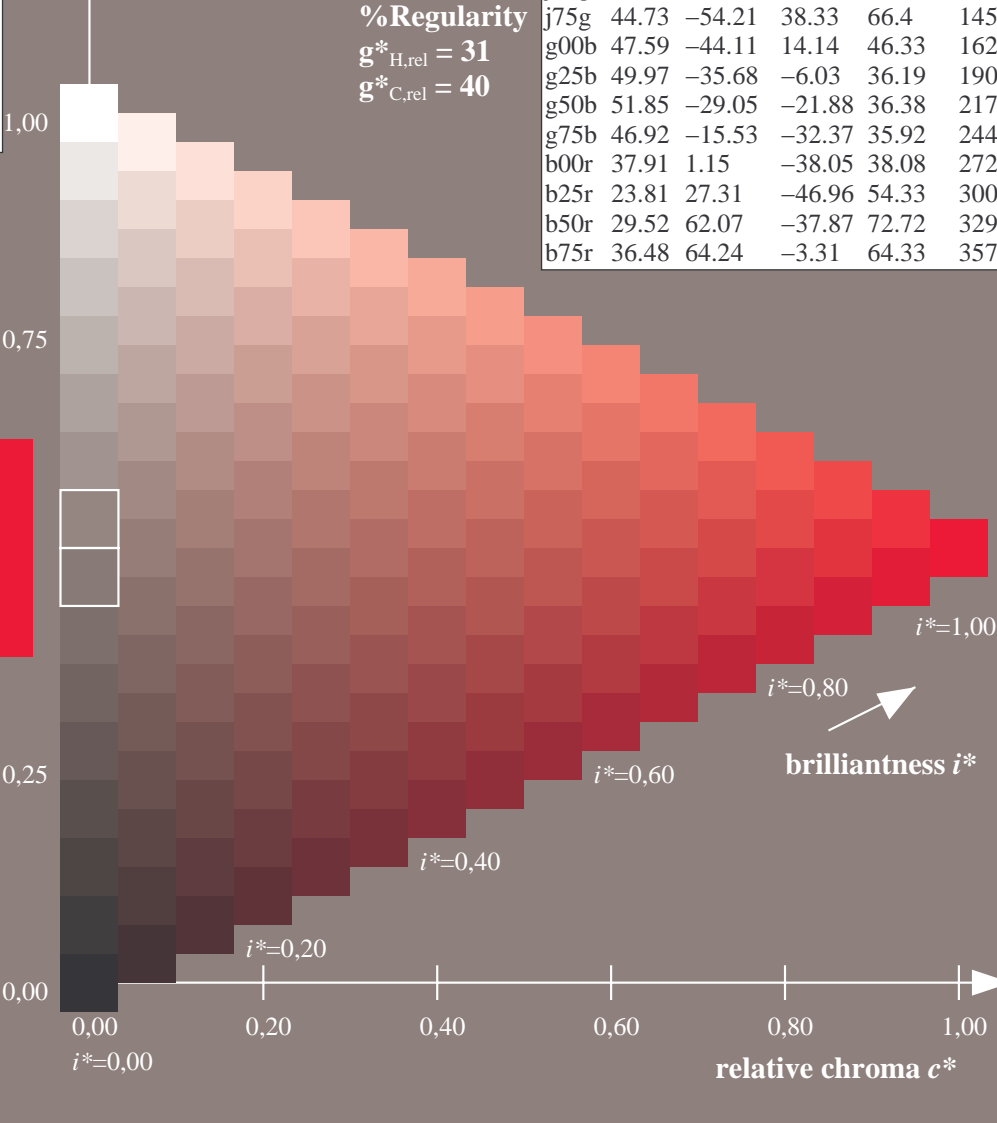
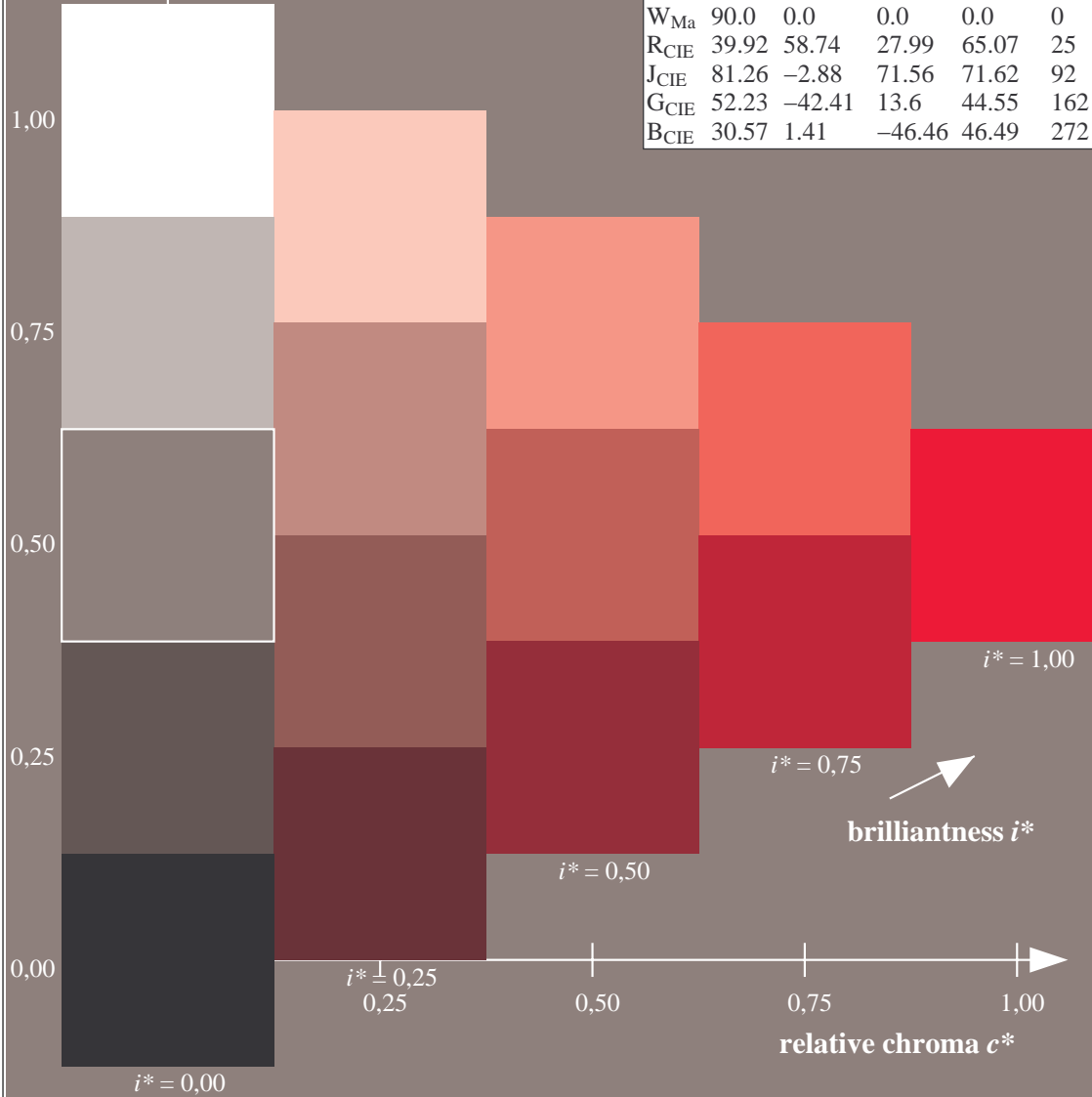
%Gamut

$u^*_{rel} = 88$

%Regularity

$g^*_{H,rel} = 31$

$g^*_{C,rel} = 40$



data for any colour:

lab^*tch^* and lab^*icu^*

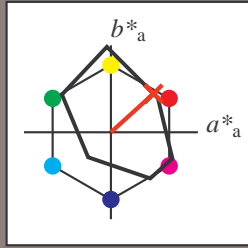
elementary hue text:

$u^* = r25j$

contrast reduction factor:

$c_R = 0.9$

triangle lightness t^*



FRS15_90a; adapted (a) CIELAB data

	$L^*=L^*_a$	a^*_a	b^*_a	$C^*_{ab,a}$	$h^*_{ab,a}$
O _{Ma}	35.06	53.93	39.55	66.88	36
Y _{Ma}	83.77	-4.63	98.26	98.37	93
L _{Ma}	44.13	-56.32	43.36	71.09	142
C _{Ma}	52.66	-26.18	-28.74	38.89	228
V _{Ma}	14.15	45.22	-53.06	69.72	310
M _{Ma}	37.37	70.69	-30.1	76.83	337
N _{Ma}	15.0	0.0	0.0	0.0	0
W _{Ma}	90.0	0.0	0.0	0.0	0
R _{CIE}	39.92	58.74	27.99	65.07	25
J _{CIE}	81.26	-2.88	71.56	71.62	92
G _{CIE}	52.23	-42.41	13.6	44.55	162
B _{CIE}	30.57	1.41	-46.46	46.49	272

Data for maximum colour (Ma):

$LAB^*LAB^*_{Ma}$: 39 49 44

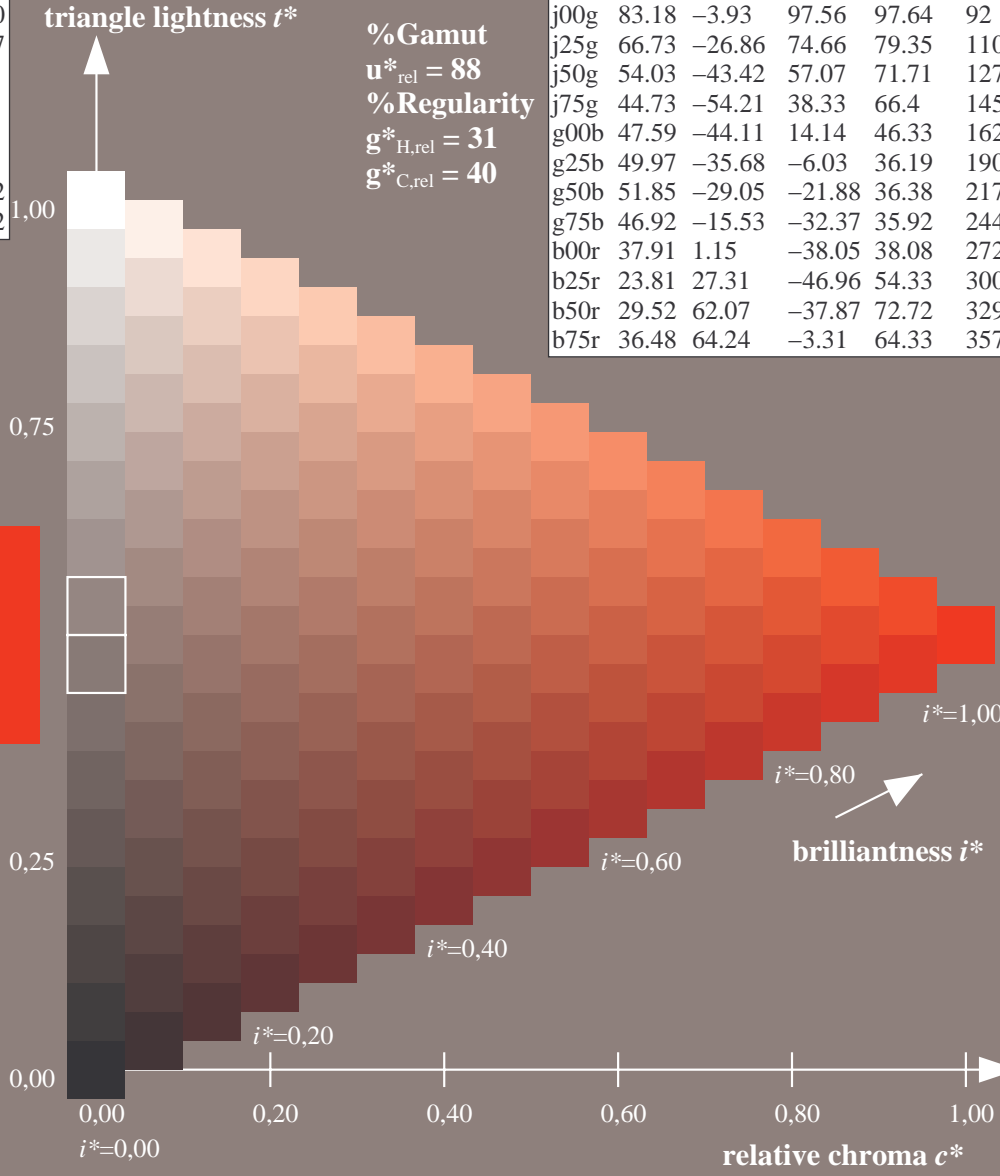
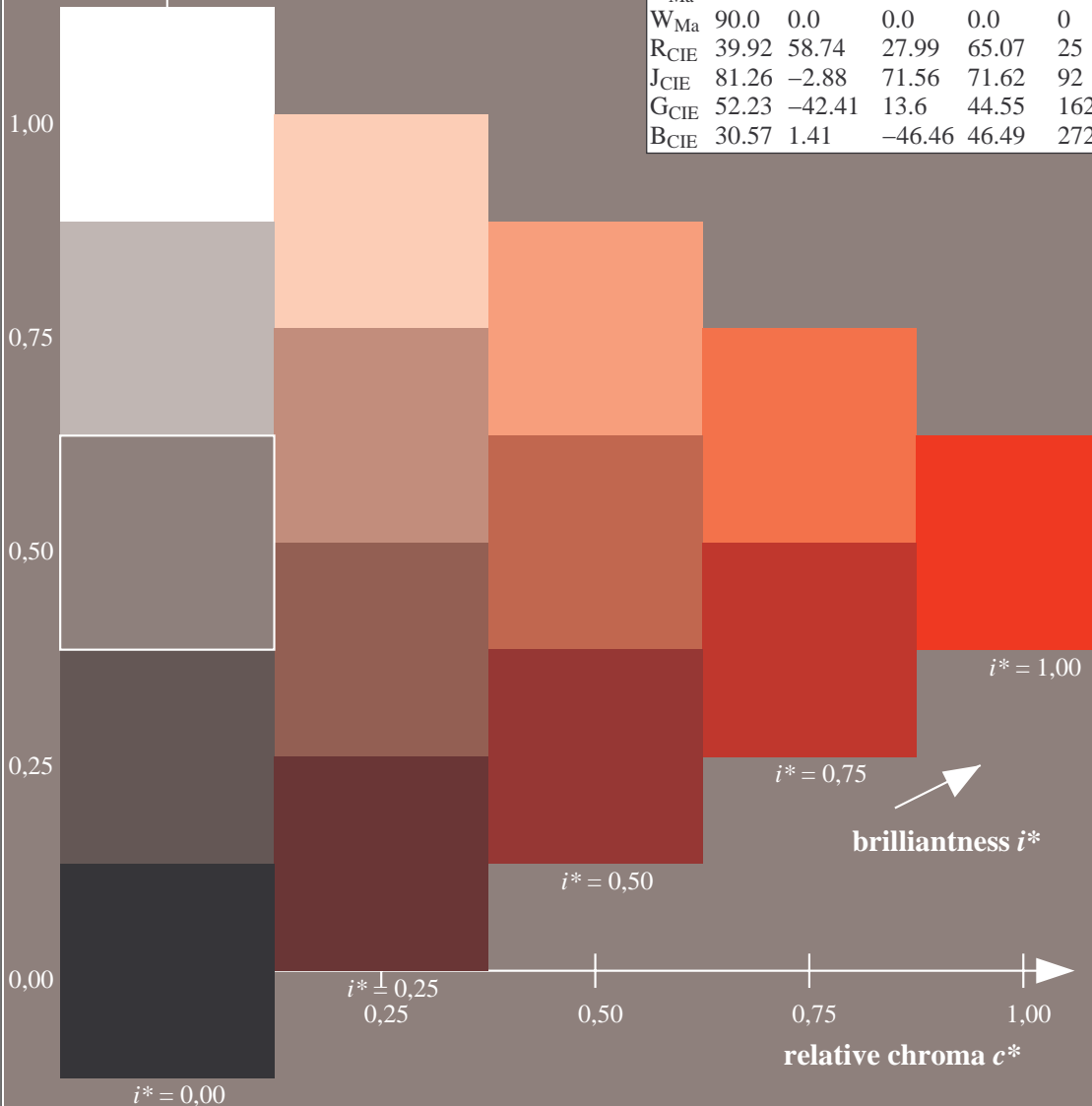
$LAB^*LCH^*_{Ma}$: 39 66 42

$lab^*rgb^*_{Ma}$: 1.0 0.25 0.0

$lab^*olv^*_{Ma}$: 1.0 0.08 0.0

FRS15_90a; adapted (a) CIELAB data

	$L^*=L^*_a$	a^*_a	b^*_a	$C^*_{ab,a}$	$h^*_{ab,a}$
r00j	35.47	56.92	27.12	63.05	25
r25j	39.12	49.04	44.45	66.19	42
r50j	50.64	35.19	58.33	68.13	59
r75j	64.01	19.11	74.45	76.87	76
j00g	83.18	-3.93	97.56	97.64	92
j25g	66.73	-26.86	74.66	79.35	110
j50g	54.03	-43.42	57.07	71.71	127
j75g	44.73	-54.21	38.33	66.4	145
g00b	47.59	-44.11	14.14	46.33	162
g25b	49.97	-35.68	-6.03	36.19	190
g50b	51.85	-29.05	-21.88	36.38	217
g75b	46.92	-15.53	-32.37	35.92	244
b00r	37.91	1.15	-38.05	38.08	272
b25r	23.81	27.31	-46.96	54.33	300
b50r	29.52	62.07	-37.87	72.72	329
b75r	36.48	64.24	-3.31	64.33	357

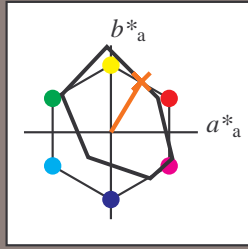


%Gamut
 $u^*_{rel} = 88$
 %Regularity
 $g^*_{H,rel} = 31$
 $g^*_{C,rel} = 40$

Input and output: Colorimetric Printer Reflective System FRS15_90a for relative CIELAB hue $h^* = lab^*h^* = h_{ab}/360 = 59/360 = 0.164$
 data for any colour:

$u^* = r50j$

lab^*tch^* and lab^*icu^*
 elementary hue text:
 $u^* = r50j$
 contrast reduction factor:
 $c_R = 0.9$
 triangle lightness t^*



FRS15_90a; adapted (a) CIELAB data

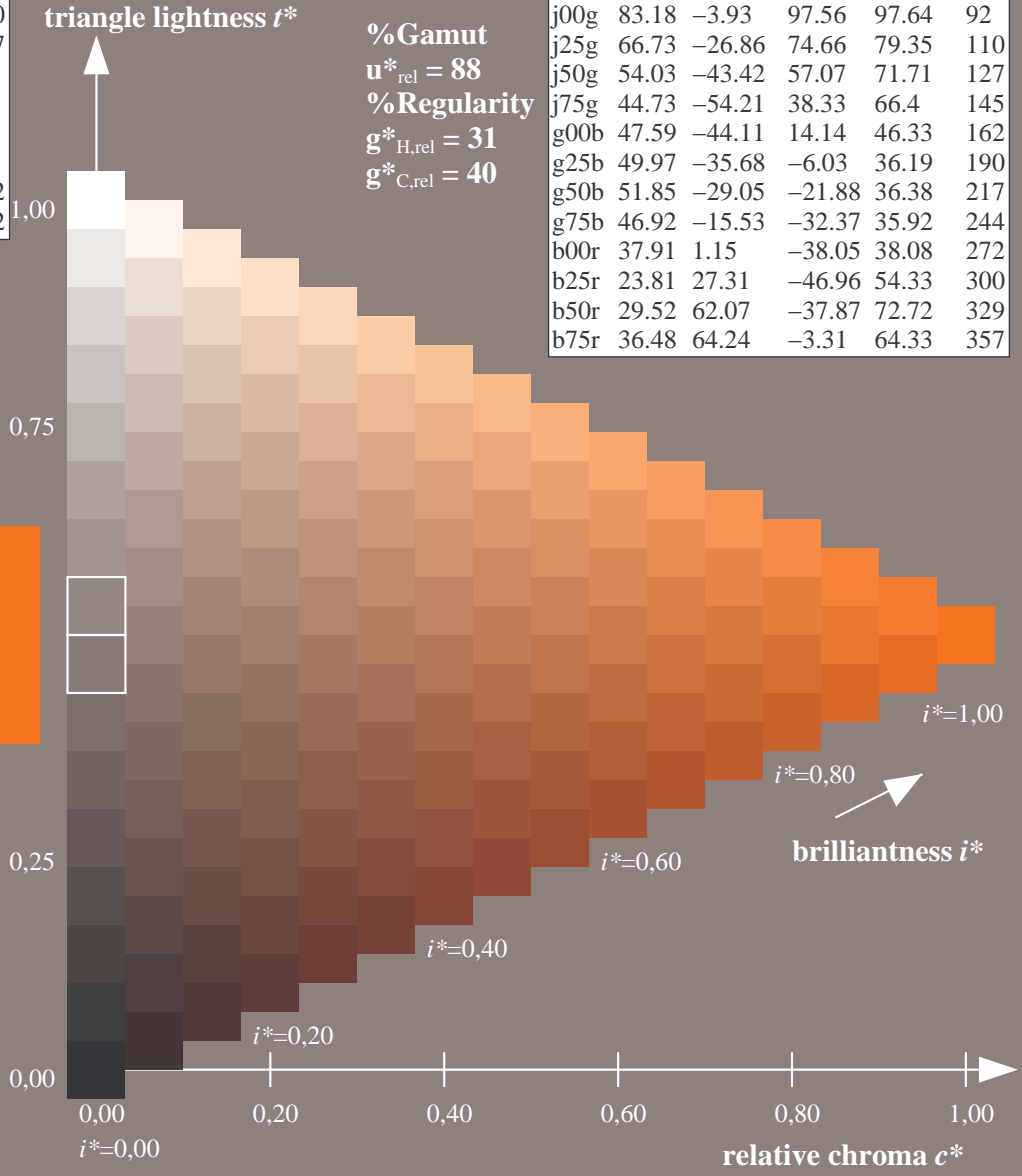
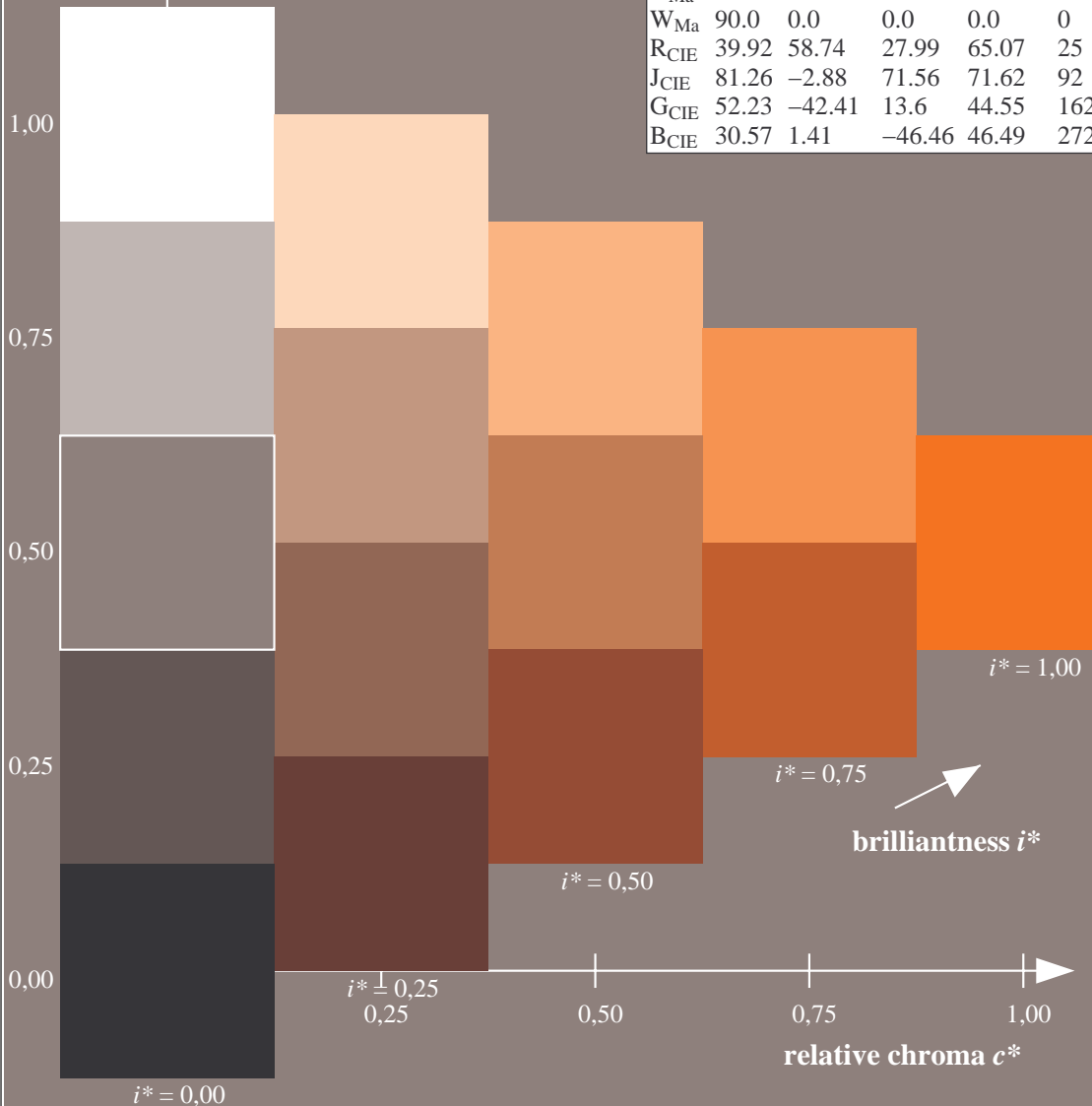
	$L^*=L^*_a$	a^*_a	b^*_a	$C^*_{ab,a}$	$h^*_{ab,a}$
O _{Ma}	35.06	53.93	39.55	66.88	36
Y _{Ma}	83.77	-4.63	98.26	98.37	93
L _{Ma}	44.13	-56.32	43.36	71.09	142
C _{Ma}	52.66	-26.18	-28.74	38.89	228
V _{Ma}	14.15	45.22	-53.06	69.72	310
M _{Ma}	37.37	70.69	-30.1	76.83	337
N _{Ma}	15.0	0.0	0.0	0.0	0
W _{Ma}	90.0	0.0	0.0	0.0	0
R _{CIE}	39.92	58.74	27.99	65.07	25
J _{CIE}	81.26	-2.88	71.56	71.62	92
G _{CIE}	52.23	-42.41	13.6	44.55	162
B _{CIE}	30.57	1.41	-46.46	46.49	272

Data for maximum colour (Ma):

$LAB^*LAB^*_{Ma}$: 51 35 58
 $LAB^*LCH^*_{Ma}$: 51 68 59
 $lab^*rgb^*_{Ma}$: 1.0 0.5 0.0
 $lab^*olv^*_{Ma}$: 1.0 0.32 0.0

FRS15_90a; adapted (a) CIELAB data

	$L^*=L^*_a$	a^*_a	b^*_a	$C^*_{ab,a}$	$h^*_{ab,a}$
r00j	35.47	56.92	27.12	63.05	25
r25j	39.12	49.04	44.45	66.19	42
r50j	50.64	35.19	58.33	68.13	59
r75j	64.01	19.11	74.45	76.87	76
j00g	83.18	-3.93	97.56	97.64	92
j25g	66.73	-26.86	74.66	79.35	110
j50g	54.03	-43.42	57.07	71.71	127
j75g	44.73	-54.21	38.33	66.4	145
g00b	47.59	-44.11	14.14	46.33	162
g25b	49.97	-35.68	-6.03	36.19	190
g50b	51.85	-29.05	-21.88	36.38	217
g75b	46.92	-15.53	-32.37	35.92	244
b00r	37.91	1.15	-38.05	38.08	272
b25r	23.81	27.31	-46.96	54.33	300
b50r	29.52	62.07	-37.87	72.72	329
b75r	36.48	64.24	-3.31	64.33	357



%Gamut
 $u^*_{rel} = 88$
 %Regularity
 $g^*_{H,rel} = 31$
 $g^*_{C,rel} = 40$

Input and output: Colorimetric Printer Reflective System FRS15_90a for relative CIELAB hue $h^* = lab^*h^* = h_{ab}/360 = 76/360 = 0.21$

$u^* = r75j$

data for any colour:

lab^*ich^* and lab^*icu^*

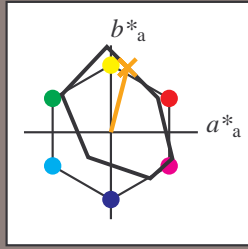
elementary hue text:

$u^* = r75j$

contrast reduction factor:

$c_R = 0.9$

triangle lightness t^*



FRS15_90a; adapted (a) CIELAB data

	$L^*=L^*_a$	a^*_a	b^*_a	$C^*_{ab,a}$	$h^*_{ab,a}$
O _{Ma}	35.06	53.93	39.55	66.88	36
Y _{Ma}	83.77	-4.63	98.26	98.37	93
L _{Ma}	44.13	-56.32	43.36	71.09	142
C _{Ma}	52.66	-26.18	-28.74	38.89	228
V _{Ma}	14.15	45.22	-53.06	69.72	310
M _{Ma}	37.37	70.69	-30.1	76.83	337
N _{Ma}	15.0	0.0	0.0	0.0	0
W _{Ma}	90.0	0.0	0.0	0.0	0
R _{CIE}	39.92	58.74	27.99	65.07	25
J _{CIE}	81.26	-2.88	71.56	71.62	92
G _{CIE}	52.23	-42.41	13.6	44.55	162
B _{CIE}	30.57	1.41	-46.46	46.49	272

Data for maximum colour (Ma):

LAB^*LAB^*Ma : 64 19 74

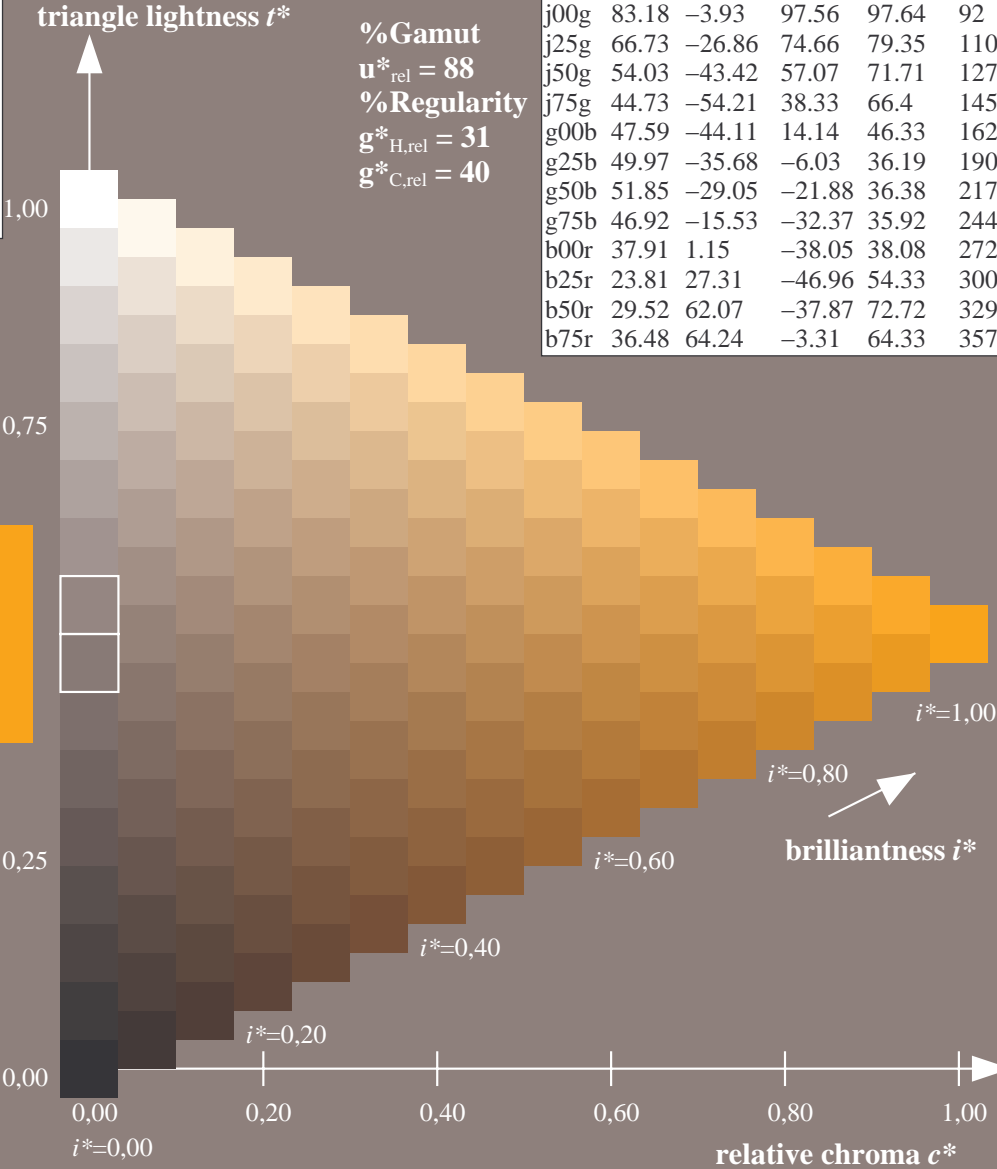
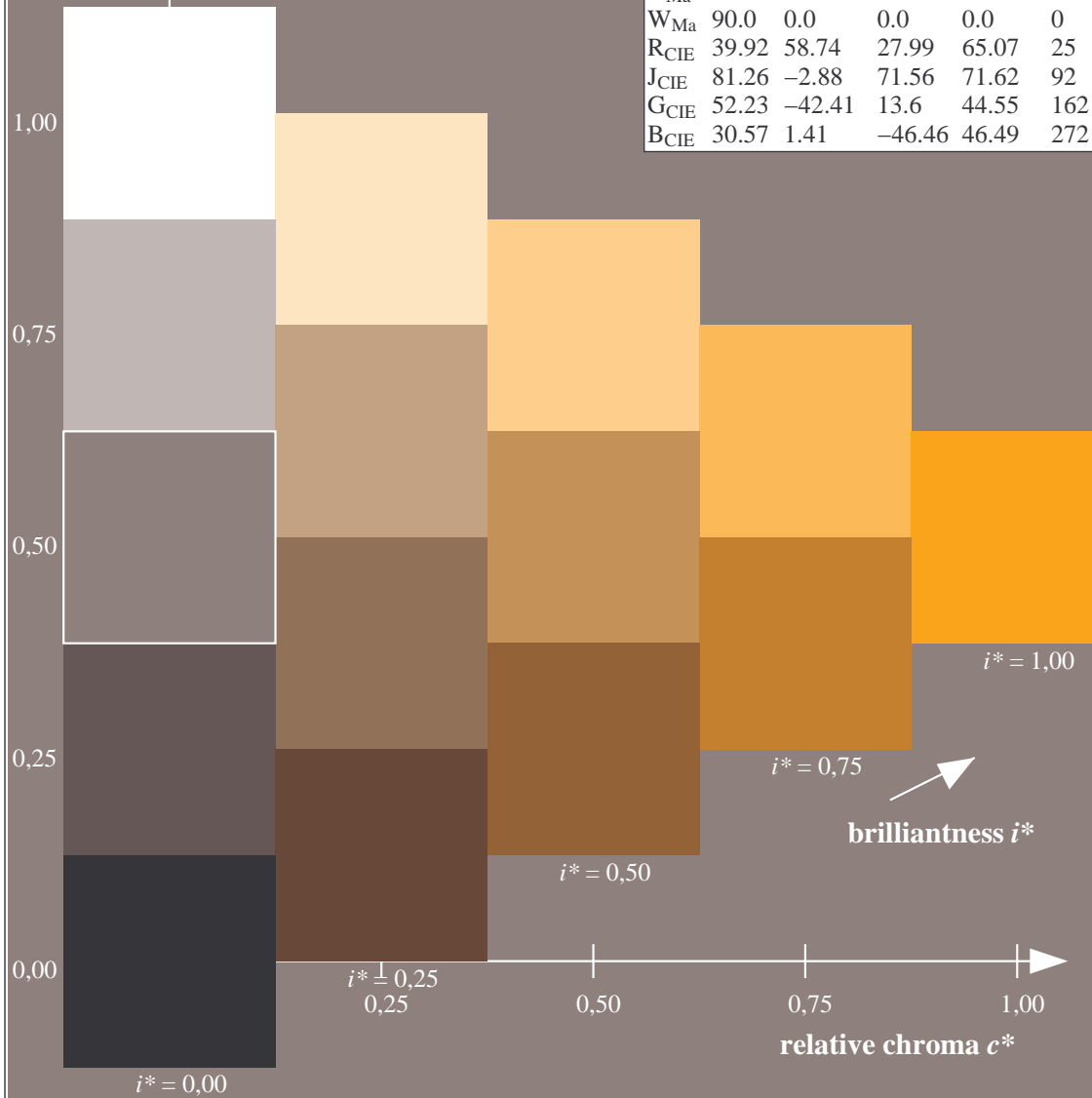
LAB^*LCH^*Ma : 64 77 76

lab^*rgb^*Ma : 1.0 0.75 0.0

lab^*olv^*Ma : 1.0 0.59 0.0

FRS15_90a; adapted (a) CIELAB data

	$L^*=L^*_a$	a^*_a	b^*_a	$C^*_{ab,a}$	$h^*_{ab,a}$
r00j	35.47	56.92	27.12	63.05	25
r25j	39.12	49.04	44.45	66.19	42
r50j	50.64	35.19	58.33	68.13	59
r75j	64.01	19.11	74.45	76.87	76
j00g	83.18	-3.93	97.56	97.64	92
j25g	66.73	-26.86	74.66	79.35	110
j50g	54.03	-43.42	57.07	71.71	127
j75g	44.73	-54.21	38.33	66.4	145
g00b	47.59	-44.11	14.14	46.33	162
g25b	49.97	-35.68	-6.03	36.19	190
g50b	51.85	-29.05	-21.88	36.38	217
g75b	46.92	-15.53	-32.37	35.92	244
b00r	37.91	1.15	-38.05	38.08	272
b25r	23.81	27.31	-46.96	54.33	300
b50r	29.52	62.07	-37.87	72.72	329
b75r	36.48	64.24	-3.31	64.33	357



%Gamut

$u^*_{rel} = 88$

%Regularity

$g^*_{H,rel} = 31$

$g^*_{C,rel} = 40$

Input and output: Colorimetric Printer Reflective System FRS15_90a for relative CIELAB hue $h^* = lab^*h^* = h_{ab}/360 = 92/360 = 0.256$

$u^* = j00g$

data for any colour:

lab^*tch^* and lab^*icu^*

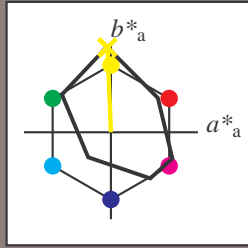
elementary hue text:

$u^* = j00g$

contrast reduction factor:

$c_R = 0.9$

triangle lightness t^*



FRS15_90a; adapted (a) CIELAB data

	$L^*=L^*_a$	a^*_a	b^*_a	$C^*_{ab,a}$	$h^*_{ab,a}$
O _{Ma}	35.06	53.93	39.55	66.88	36
Y _{Ma}	83.77	-4.63	98.26	98.37	93
L _{Ma}	44.13	-56.32	43.36	71.09	142
C _{Ma}	52.66	-26.18	-28.74	38.89	228
V _{Ma}	14.15	45.22	-53.06	69.72	310
M _{Ma}	37.37	70.69	-30.1	76.83	337
N _{Ma}	15.0	0.0	0.0	0.0	0
W _{Ma}	90.0	0.0	0.0	0.0	0
R _{CIE}	39.92	58.74	27.99	65.07	25
J _{CIE}	81.26	-2.88	71.56	71.62	92
G _{CIE}	52.23	-42.41	13.6	44.55	162
B _{CIE}	30.57	1.41	-46.46	46.49	272

Data for maximum colour (Ma):

$LAB^*LAB^*_{Ma}$: 83 -3 98

$LAB^*LCH^*_{Ma}$: 83 98 92

$lab^*rgb^*_{Ma}$: 1.0 1.0 0.0

$lab^*olv^*_{Ma}$: 1.0 0.99 0.0

FRS15_90a; adapted (a) CIELAB data

	$L^*=L^*_a$	a^*_a	b^*_a	$C^*_{ab,a}$	$h^*_{ab,a}$
r00j	35.47	56.92	27.12	63.05	25
r25j	39.12	49.04	44.45	66.19	42
r50j	50.64	35.19	58.33	68.13	59
r75j	64.01	19.11	74.45	76.87	76
j00g	83.18	-3.93	97.56	97.64	92
j25g	66.73	-26.86	74.66	79.35	110
j50g	54.03	-43.42	57.07	71.71	127
j75g	44.73	-54.21	38.33	66.4	145
g00b	47.59	-44.11	14.14	46.33	162
g25b	49.97	-35.68	-6.03	36.19	190
g50b	51.85	-29.05	-21.88	36.38	217
g75b	46.92	-15.53	-32.37	35.92	244
b00r	37.91	1.15	-38.05	38.08	272
b25r	23.81	27.31	-46.96	54.33	300
b50r	29.52	62.07	-37.87	72.72	329
b75r	36.48	64.24	-3.31	64.33	357

triangle lightness t^*

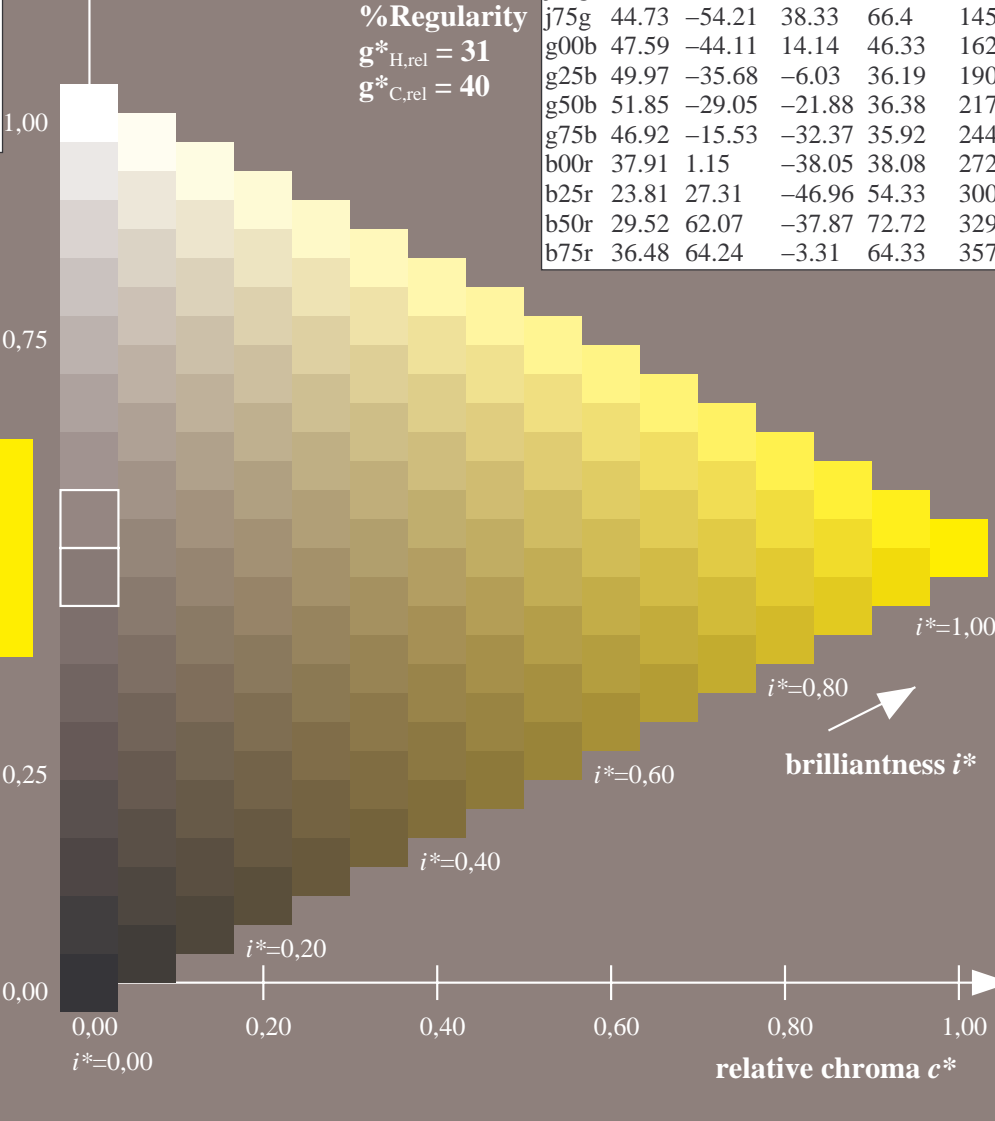
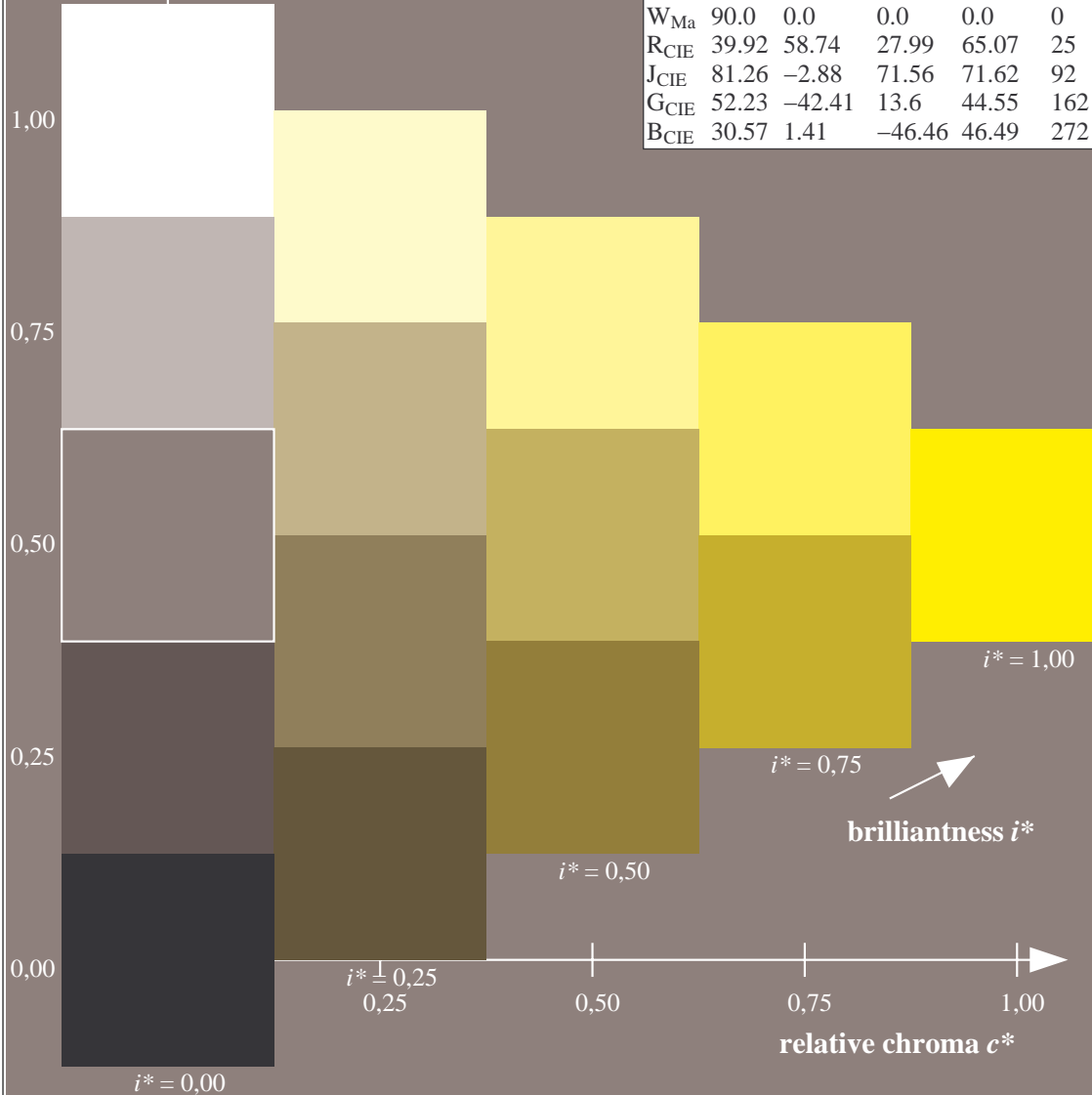
%Gamut

$u^*_{rel} = 88$

%Regularity

$g^*_{H,rel} = 31$

$g^*_{C,rel} = 40$



data for any colour:

lab^*tch^* and lab^*icu^*

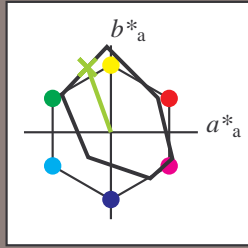
elementary hue text:

$u^* = j25g$

contrast reduction factor:

$c_R = 0.9$

triangle lightness t^*



FRS15_90a; adapted (a) CIELAB data

	$L^*=L^*_a$	a^*_a	b^*_a	$C^*_{ab,a}$	$h^*_{ab,a}$
O _{Ma}	35.06	53.93	39.55	66.88	36
Y _{Ma}	83.77	-4.63	98.26	98.37	93
L _{Ma}	44.13	-56.32	43.36	71.09	142
C _{Ma}	52.66	-26.18	-28.74	38.89	228
V _{Ma}	14.15	45.22	-53.06	69.72	310
M _{Ma}	37.37	70.69	-30.1	76.83	337
N _{Ma}	15.0	0.0	0.0	0.0	0
W _{Ma}	90.0	0.0	0.0	0.0	0
R _{CIE}	39.92	58.74	27.99	65.07	25
J _{CIE}	81.26	-2.88	71.56	71.62	92
G _{CIE}	52.23	-42.41	13.6	44.55	162
B _{CIE}	30.57	1.41	-46.46	46.49	272

Data for maximum colour (Ma):

$LAB^*LAB^*Ma: 67 -26 75$

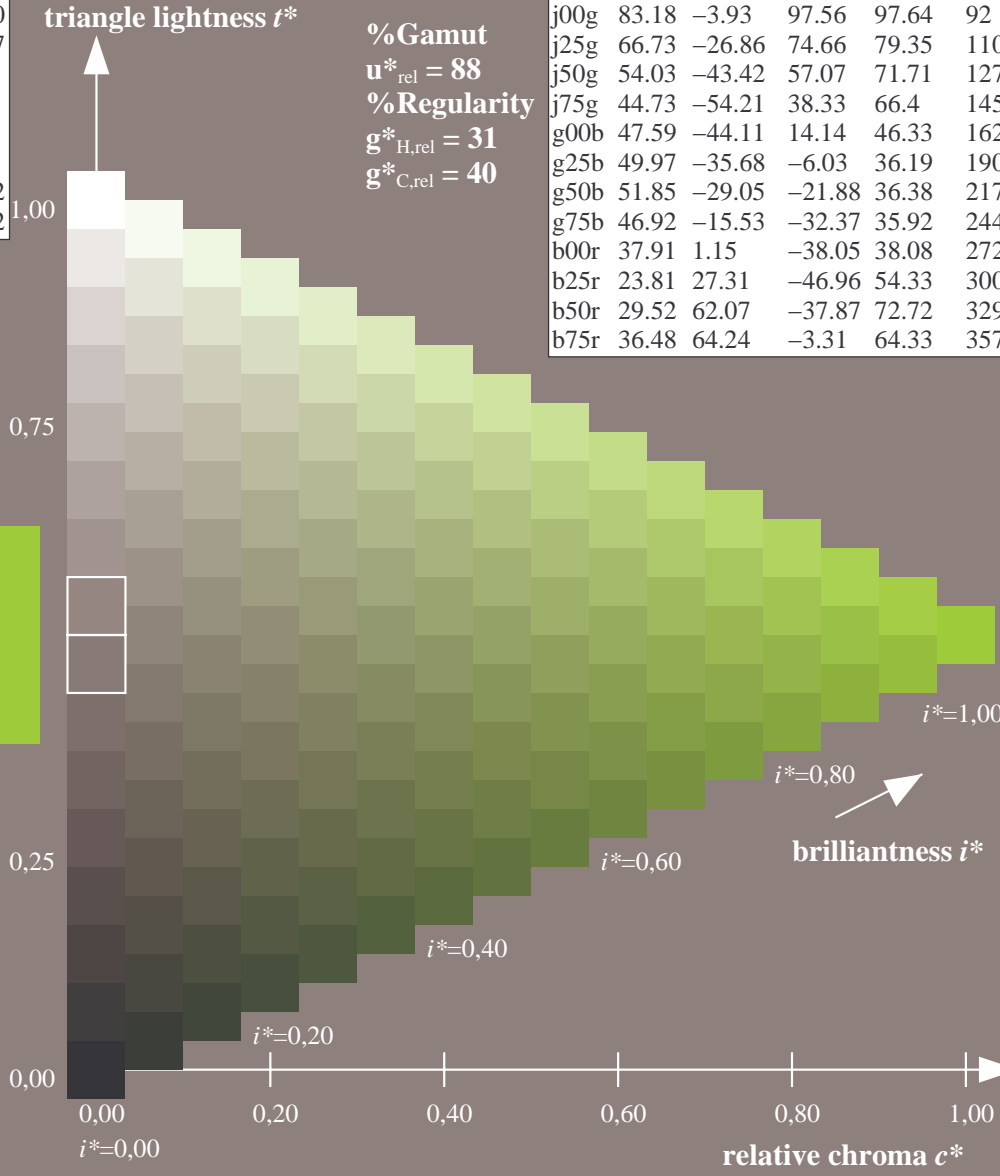
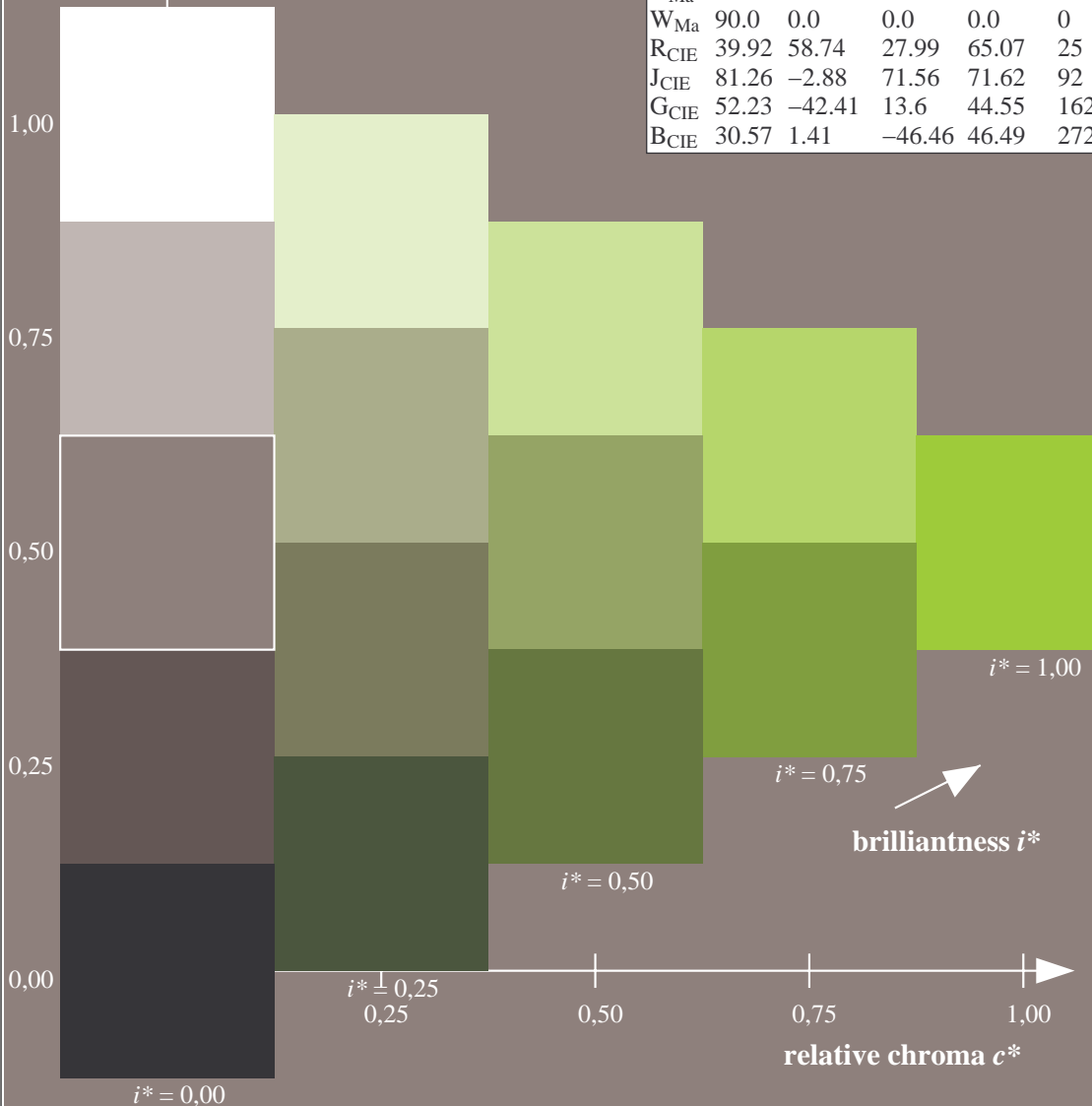
$LAB^*LCH^*Ma: 67 79 110$

$lab^*rgb^*Ma: 0.75 1.0 0.0$

$lab^*olv^*Ma: 0.57 1.0 0.0$

FRS15_90a; adapted (a) CIELAB data

	$L^*=L^*_a$	a^*_a	b^*_a	$C^*_{ab,a}$	$h^*_{ab,a}$
r00j	35.47	56.92	27.12	63.05	25
r25j	39.12	49.04	44.45	66.19	42
r50j	50.64	35.19	58.33	68.13	59
r75j	64.01	19.11	74.45	76.87	76
j00g	83.18	-3.93	97.56	97.64	92
j25g	66.73	-26.86	74.66	79.35	110
j50g	54.03	-43.42	57.07	71.71	127
j75g	44.73	-54.21	38.33	66.4	145
g00b	47.59	-44.11	14.14	46.33	162
g25b	49.97	-35.68	-6.03	36.19	190
g50b	51.85	-29.05	-21.88	36.38	217
g75b	46.92	-15.53	-32.37	35.92	244
b00r	37.91	1.15	-38.05	38.08	272
b25r	23.81	27.31	-46.96	54.33	300
b50r	29.52	62.07	-37.87	72.72	329
b75r	36.48	64.24	-3.31	64.33	357



%Gamut
 $u^*_{rel} = 88$
 %Regularity
 $g^*_{H,rel} = 31$
 $g^*_{C,rel} = 40$

data for any colour:

lab^*ich^* and lab^*icu^*

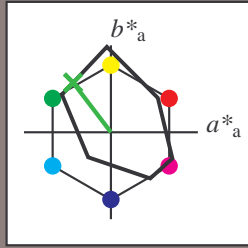
elementary hue text:

$u^* = j50g$

contrast reduction factor:

$c_R = 0.9$

triangle lightness t^*



FRS15_90a; adapted (a) CIELAB data

	$L^*=L^*_a$	a^*_a	b^*_a	$C^*_{ab,a}$	$h^*_{ab,a}$
O _{Ma}	35.06	53.93	39.55	66.88	36
Y _{Ma}	83.77	-4.63	98.26	98.37	93
L _{Ma}	44.13	-56.32	43.36	71.09	142
C _{Ma}	52.66	-26.18	-28.74	38.89	228
V _{Ma}	14.15	45.22	-53.06	69.72	310
M _{Ma}	37.37	70.69	-30.1	76.83	337
N _{Ma}	15.0	0.0	0.0	0.0	0
W _{Ma}	90.0	0.0	0.0	0.0	0
R _{CIE}	39.92	58.74	27.99	65.07	25
J _{CIE}	81.26	-2.88	71.56	71.62	92
G _{CIE}	52.23	-42.41	13.6	44.55	162
B _{CIE}	30.57	1.41	-46.46	46.49	272

Data for maximum colour (Ma):

$LAB^*LAB^*_{Ma}: 54 -42 57$

$LAB^*LCH^*_{Ma}: 54 72 127$

$lab^*rgb^*_{Ma}: 0.5 1.0 0.0$

$lab^*olv^*_{Ma}: 0.25 1.0 0.0$

FRS15_90a; adapted (a) CIELAB data

	$L^*=L^*_a$	a^*_a	b^*_a	$C^*_{ab,a}$	$h^*_{ab,a}$
r00j	35.47	56.92	27.12	63.05	25
r25j	39.12	49.04	44.45	66.19	42
r50j	50.64	35.19	58.33	68.13	59
r75j	64.01	19.11	74.45	76.87	76
j00g	83.18	-3.93	97.56	97.64	92
j25g	66.73	-26.86	74.66	79.35	110
j50g	54.03	-43.42	57.07	71.71	127
j75g	44.73	-54.21	38.33	66.4	145
g00b	47.59	-44.11	14.14	46.33	162
g25b	49.97	-35.68	-6.03	36.19	190
g50b	51.85	-29.05	-21.88	36.38	217
g75b	46.92	-15.53	-32.37	35.92	244
b00r	37.91	1.15	-38.05	38.08	272
b25r	23.81	27.31	-46.96	54.33	300
b50r	29.52	62.07	-37.87	72.72	329
b75r	36.48	64.24	-3.31	64.33	357

triangle lightness t^*

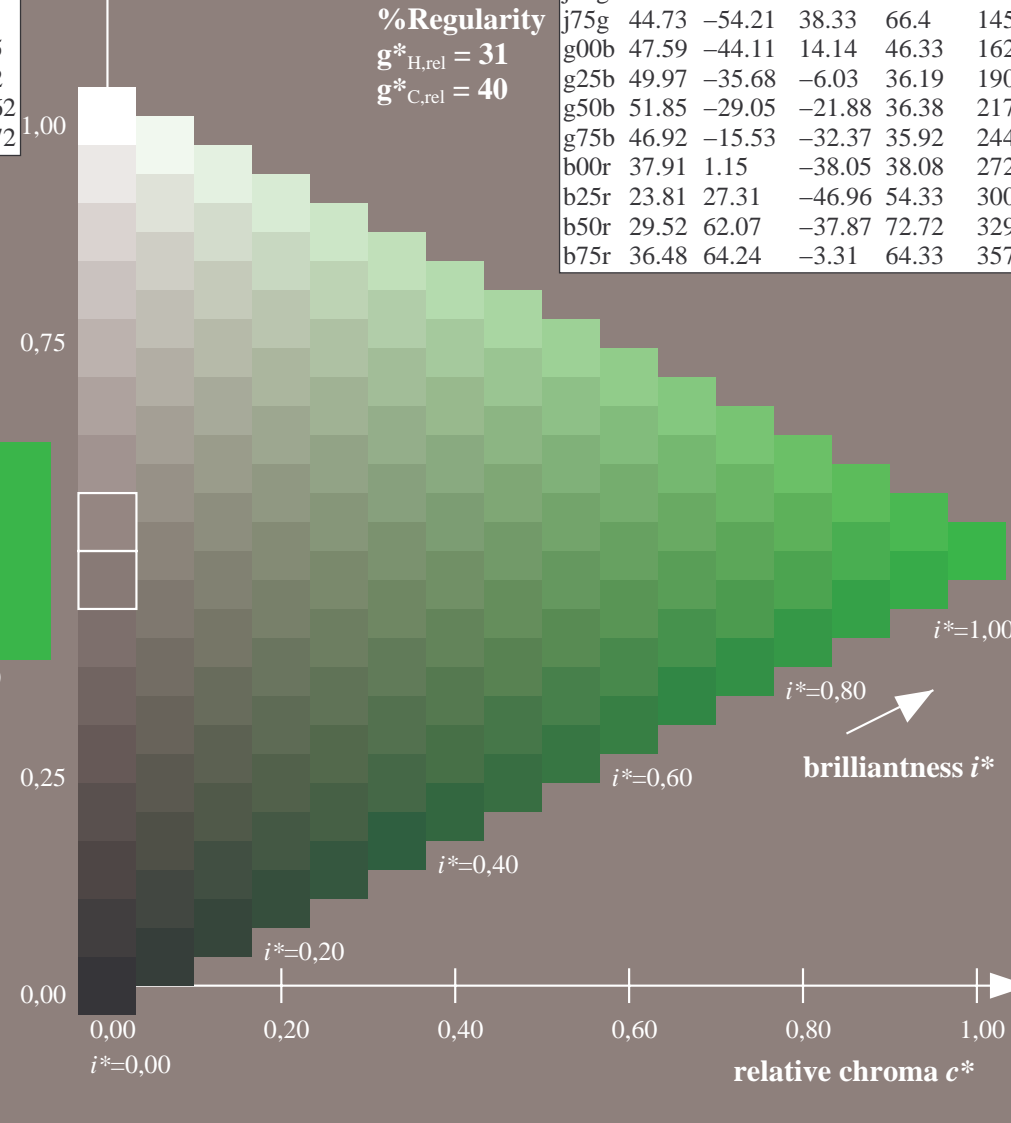
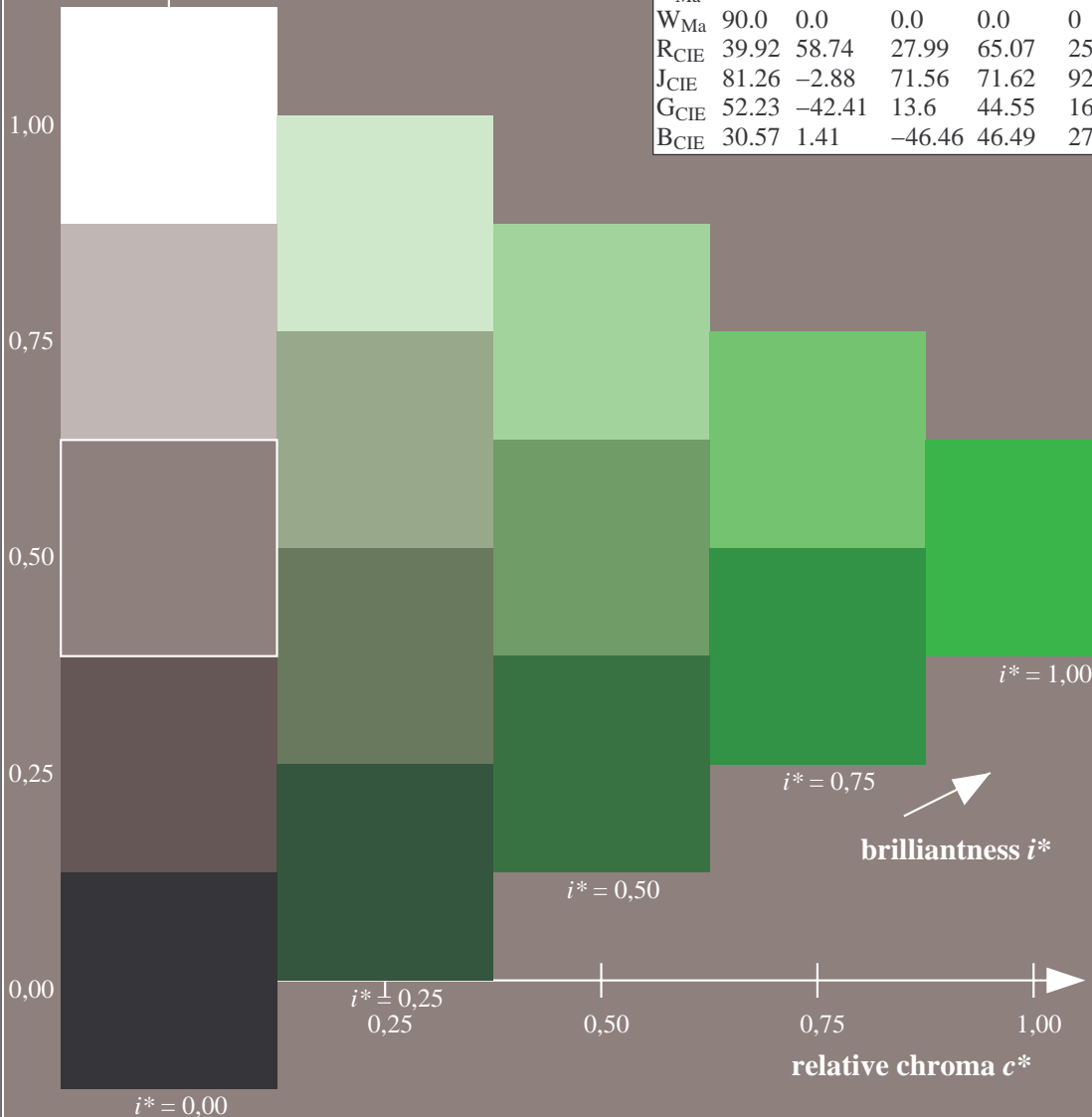
%Gamut

$u^*_{rel} = 88$

%Regularity

$g^*_{H,rel} = 31$

$g^*_{C,rel} = 40$

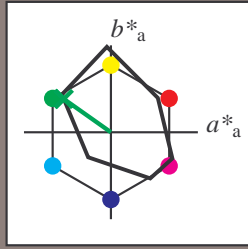


Input and output: Colorimetric Printer Reflective System FRS15_90a for relative CIELAB hue $h^* = lab^*h^* = h_{ab}/360 = 145/360 = 0.402$
 data for any colour:

$u^* = j75g$

lab^*tch^* and lab^*icu^*
 elementary hue text:

$u^* = j75g$
 contrast reduction factor:
 $c_R = 0.9$
 triangle lightness t^*



FRS15_90a; adapted (a) CIELAB data

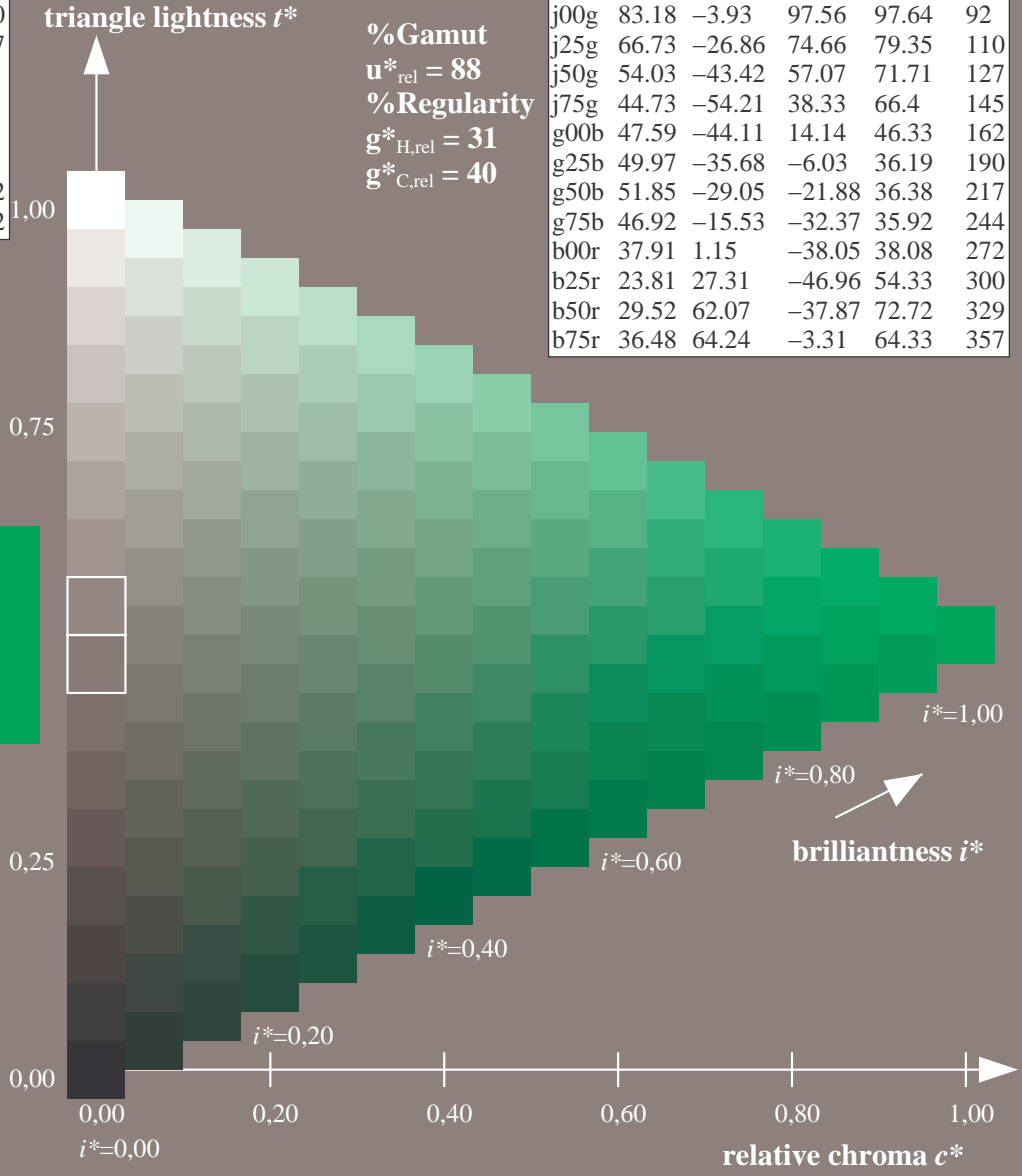
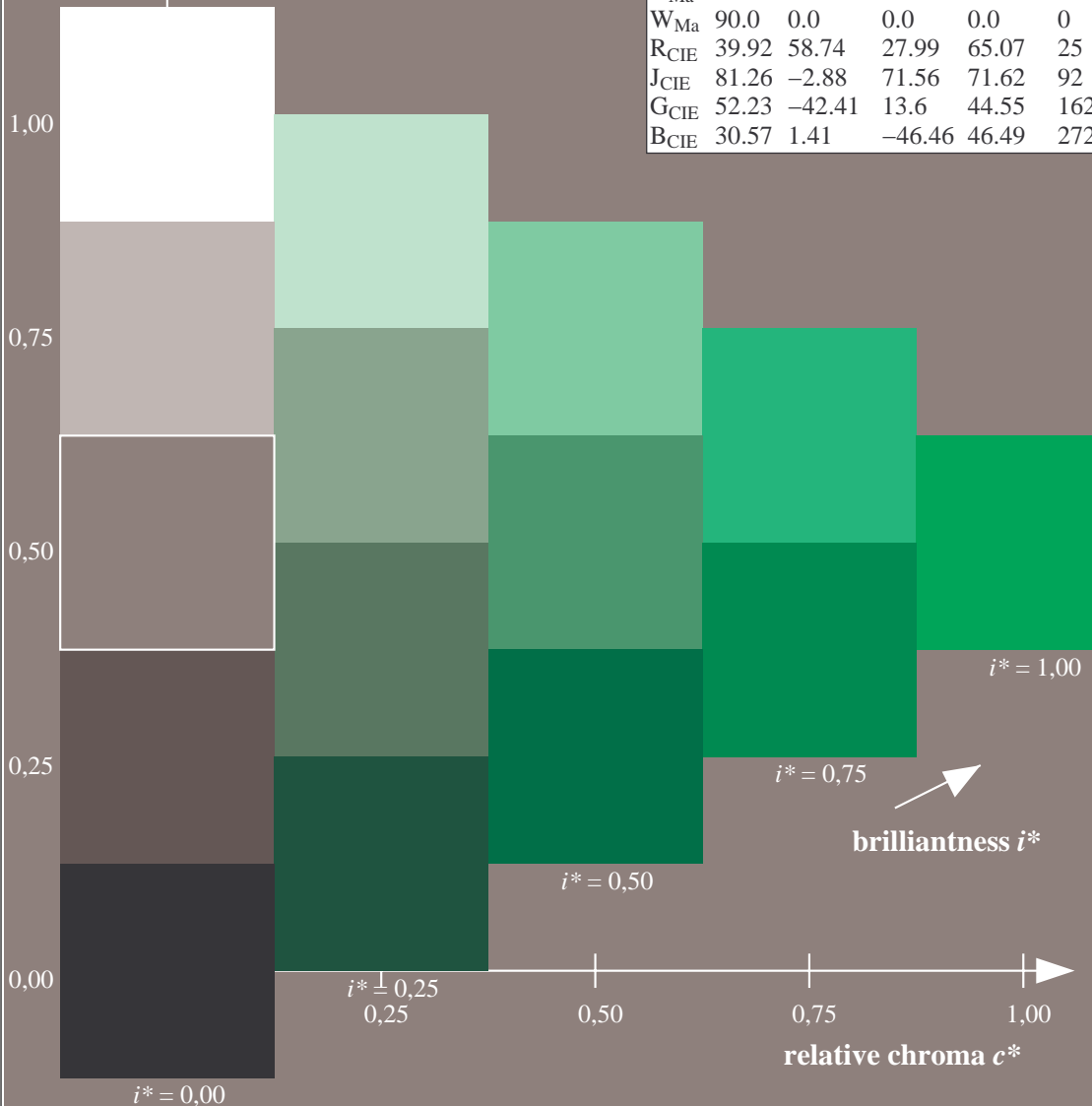
	$L^*=L^*_a$	a^*_a	b^*_a	$C^*_{ab,a}$	$h^*_{ab,a}$
O _{Ma}	35.06	53.93	39.55	66.88	36
Y _{Ma}	83.77	-4.63	98.26	98.37	93
L _{Ma}	44.13	-56.32	43.36	71.09	142
C _{Ma}	52.66	-26.18	-28.74	38.89	228
V _{Ma}	14.15	45.22	-53.06	69.72	310
M _{Ma}	37.37	70.69	-30.1	76.83	337
N _{Ma}	15.0	0.0	0.0	0.0	0
W _{Ma}	90.0	0.0	0.0	0.0	0
R _{CIE}	39.92	58.74	27.99	65.07	25
J _{CIE}	81.26	-2.88	71.56	71.62	92
G _{CIE}	52.23	-42.41	13.6	44.55	162
B _{CIE}	30.57	1.41	-46.46	46.49	272

Data for maximum colour (Ma):

$LAB^*LAB^*Ma: 45 -53 38$
 $LAB^*LCH^*Ma: 45 66 145$
 $lab^*rgb^*Ma: 0.25 1.0 0.0$
 $lab^*olv^*Ma: 0.0 1.0 0.07$

FRS15_90a; adapted (a) CIELAB data

	$L^*=L^*_a$	a^*_a	b^*_a	$C^*_{ab,a}$	$h^*_{ab,a}$
r00j	35.47	56.92	27.12	63.05	25
r25j	39.12	49.04	44.45	66.19	42
r50j	50.64	35.19	58.33	68.13	59
r75j	64.01	19.11	74.45	76.87	76
j00g	83.18	-3.93	97.56	97.64	92
j25g	66.73	-26.86	74.66	79.35	110
j50g	54.03	-43.42	57.07	71.71	127
j75g	44.73	-54.21	38.33	66.4	145
g00b	47.59	-44.11	14.14	46.33	162
g25b	49.97	-35.68	-6.03	36.19	190
g50b	51.85	-29.05	-21.88	36.38	217
g75b	46.92	-15.53	-32.37	35.92	244
b00r	37.91	1.15	-38.05	38.08	272
b25r	23.81	27.31	-46.96	54.33	300
b50r	29.52	62.07	-37.87	72.72	329
b75r	36.48	64.24	-3.31	64.33	357



%Gamut
 $u^*_{rel} = 88$
 %Regularity
 $g^*_{H,rel} = 31$
 $g^*_{C,rel} = 40$

Input and output: Colorimetric Printer Reflective System FRS15_90a for relative CIELAB hue $h^* = lab^*h^* = h_{ab}/360 = 162/360 = 0.451$

$u^* = g00b$

data for any colour:

lab^*tch^* and lab^*icu^*

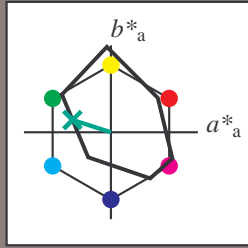
elementary hue text:

$u^* = g00b$

contrast reduction factor:

$c_R = 0.9$

triangle lightness t^*



FRS15_90a; adapted (a) CIELAB data

	$L^*=L^*_a$	a^*_a	b^*_a	$C^*_{ab,a}$	$h^*_{ab,a}$
O _{Ma}	35.06	53.93	39.55	66.88	36
Y _{Ma}	83.77	-4.63	98.26	98.37	93
L _{Ma}	44.13	-56.32	43.36	71.09	142
C _{Ma}	52.66	-26.18	-28.74	38.89	228
V _{Ma}	14.15	45.22	-53.06	69.72	310
M _{Ma}	37.37	70.69	-30.1	76.83	337
N _{Ma}	15.0	0.0	0.0	0.0	0
W _{Ma}	90.0	0.0	0.0	0.0	0
R _{CIE}	39.92	58.74	27.99	65.07	25
J _{CIE}	81.26	-2.88	71.56	71.62	92
G _{CIE}	52.23	-42.41	13.6	44.55	162
B _{CIE}	30.57	1.41	-46.46	46.49	272

Data for maximum colour (Ma):

$LAB^*LAB^*Ma: 48 -43 14$

$LAB^*LCH^*Ma: 48 46 162$

$lab^*rgb^*Ma: 0.0 1.0 0.0$

$lab^*olv^*Ma: 0.0 1.0 0.41$

FRS15_90a; adapted (a) CIELAB data

	$L^*=L^*_a$	a^*_a	b^*_a	$C^*_{ab,a}$	$h^*_{ab,a}$
r00j	35.47	56.92	27.12	63.05	25
r25j	39.12	49.04	44.45	66.19	42
r50j	50.64	35.19	58.33	68.13	59
r75j	64.01	19.11	74.45	76.87	76
j00g	83.18	-3.93	97.56	97.64	92
j25g	66.73	-26.86	74.66	79.35	110
j50g	54.03	-43.42	57.07	71.71	127
j75g	44.73	-54.21	38.33	66.4	145
g00b	47.59	-44.11	14.14	46.33	162
g25b	49.97	-35.68	-6.03	36.19	190
g50b	51.85	-29.05	-21.88	36.38	217
g75b	46.92	-15.53	-32.37	35.92	244
b00r	37.91	1.15	-38.05	38.08	272
b25r	23.81	27.31	-46.96	54.33	300
b50r	29.52	62.07	-37.87	72.72	329
b75r	36.48	64.24	-3.31	64.33	357

triangle lightness t^*

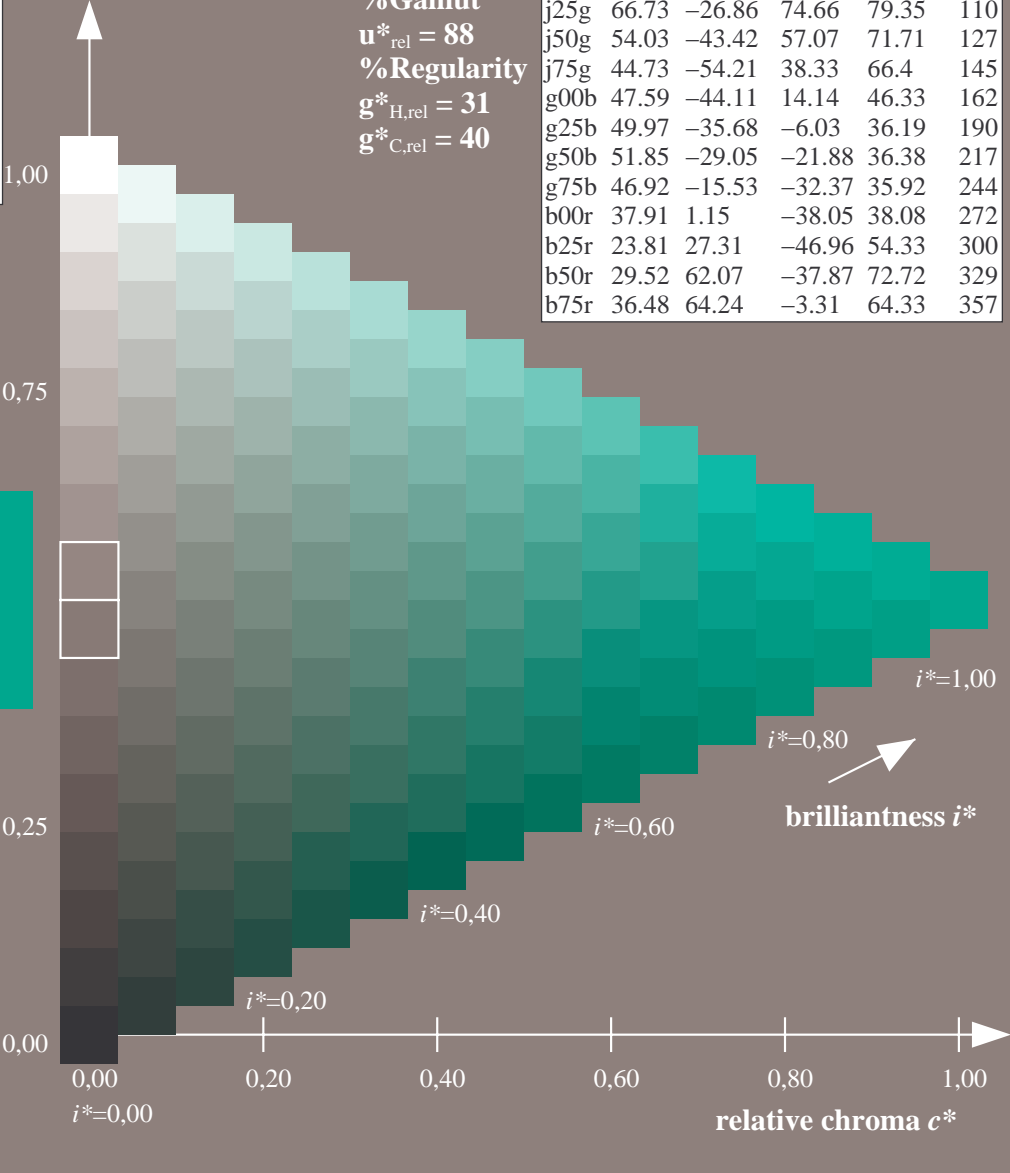
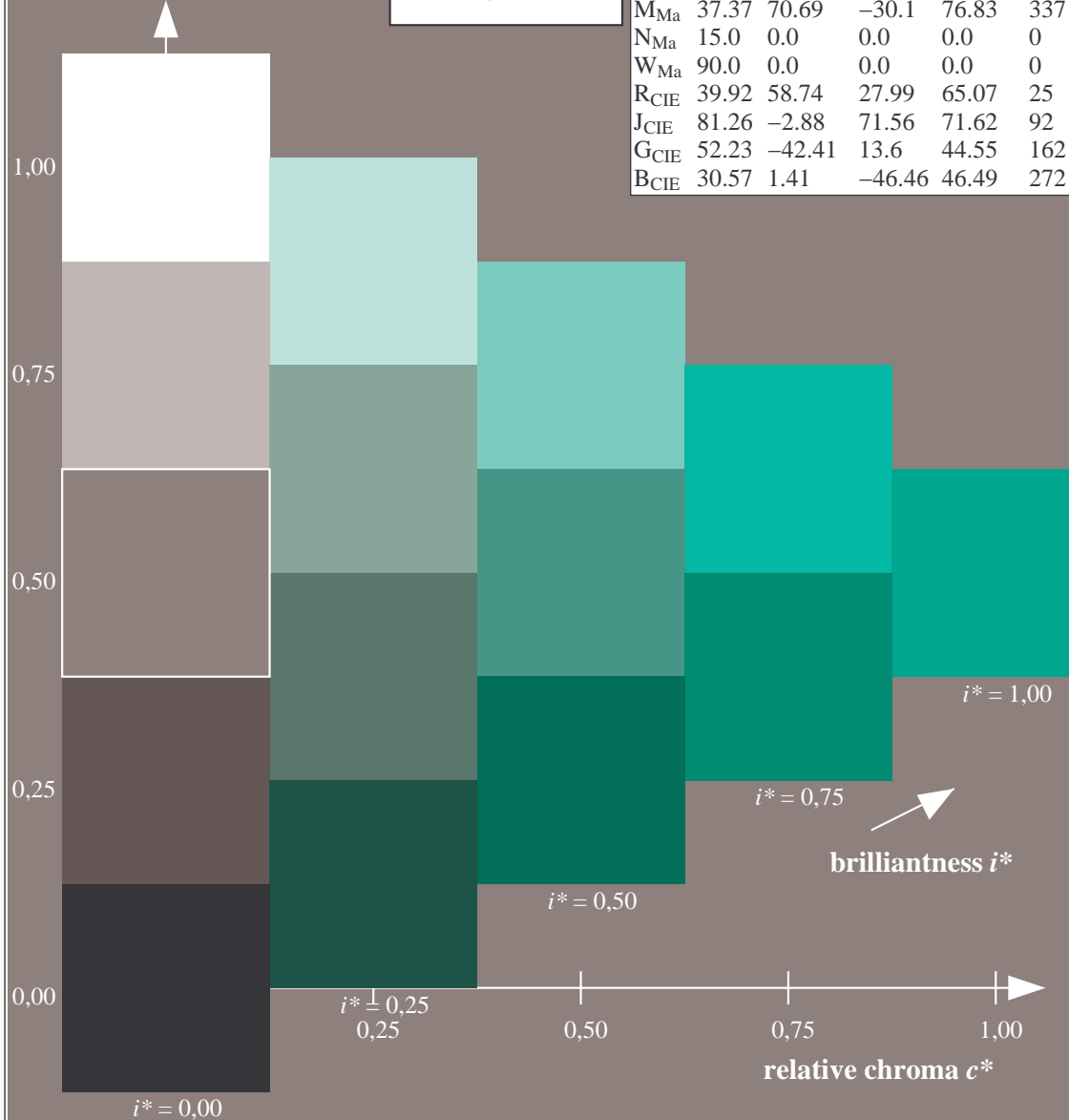
%Gamut

$u^*_{rel} = 88$

%Regularity

$g^*_{H,rel} = 31$

$g^*_{C,rel} = 40$



Input and output: Colorimetric Printer Reflective System FRS15_90a for relative CIELAB hue $h^* = lab^*h^* = h_{ab}/360 = 190/360 = 0.527$
 data for any colour:

$u^* = g25b$

lab^*tch^* and lab^*icu^*

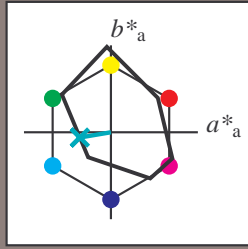
elementary hue text:

$u^* = g25b$

contrast reduction factor:

$c_R = 0.9$

triangle lightness t^*



FRS15_90a; adapted (a) CIELAB data

	$L^*=L^*_a$	a^*_a	b^*_a	$C^*_{ab,a}$	$h^*_{ab,a}$
O _{Ma}	35.06	53.93	39.55	66.88	36
Y _{Ma}	83.77	-4.63	98.26	98.37	93
L _{Ma}	44.13	-56.32	43.36	71.09	142
C _{Ma}	52.66	-26.18	-28.74	38.89	228
V _{Ma}	14.15	45.22	-53.06	69.72	310
M _{Ma}	37.37	70.69	-30.1	76.83	337
N _{Ma}	15.0	0.0	0.0	0.0	0
W _{Ma}	90.0	0.0	0.0	0.0	0
R _{CIE}	39.92	58.74	27.99	65.07	25
J _{CIE}	81.26	-2.88	71.56	71.62	92
G _{CIE}	52.23	-42.41	13.6	44.55	162
B _{CIE}	30.57	1.41	-46.46	46.49	272

Data for maximum colour (Ma):

$LAB^*LAB^*_{Ma}: 50 \ -35 \ -5$

$LAB^*LCH^*_{Ma}: 50 \ 36 \ 190$

$lab^*rgb^*_{Ma}: 0.0 \ 1.0 \ 0.5$

$lab^*olv^*_{Ma}: 0.0 \ 1.0 \ 0.69$

FRS15_90a; adapted (a) CIELAB data

	$L^*=L^*_a$	a^*_a	b^*_a	$C^*_{ab,a}$	$h^*_{ab,a}$
r00j	35.47	56.92	27.12	63.05	25
r25j	39.12	49.04	44.45	66.19	42
r50j	50.64	35.19	58.33	68.13	59
r75j	64.01	19.11	74.45	76.87	76
j00g	83.18	-3.93	97.56	97.64	92
j25g	66.73	-26.86	74.66	79.35	110
j50g	54.03	-43.42	57.07	71.71	127
j75g	44.73	-54.21	38.33	66.4	145
g00b	47.59	-44.11	14.14	46.33	162
g25b	49.97	-35.68	-6.03	36.19	190
g50b	51.85	-29.05	-21.88	36.38	217
g75b	46.92	-15.53	-32.37	35.92	244
b00r	37.91	1.15	-38.05	38.08	272
b25r	23.81	27.31	-46.96	54.33	300
b50r	29.52	62.07	-37.87	72.72	329
b75r	36.48	64.24	-3.31	64.33	357

triangle lightness t^*

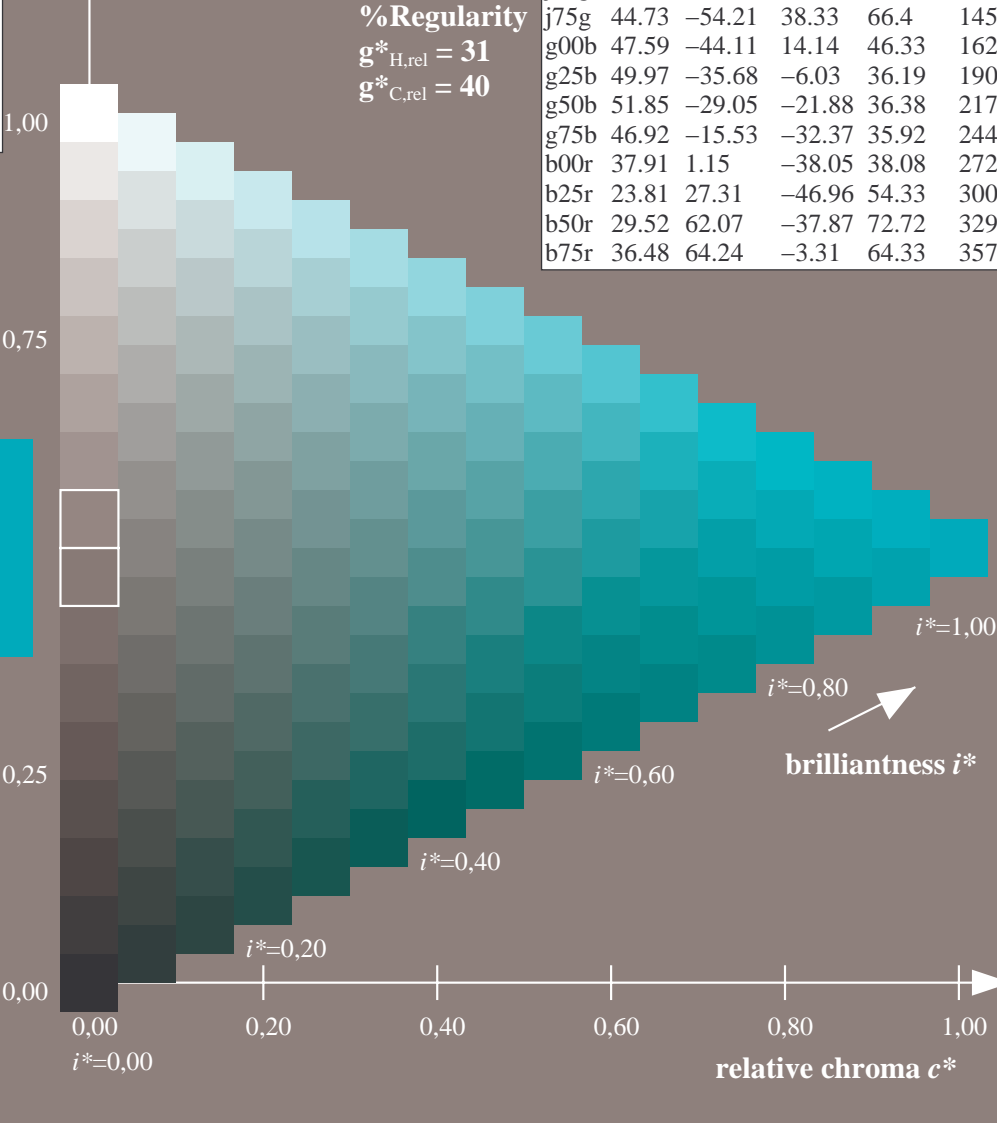
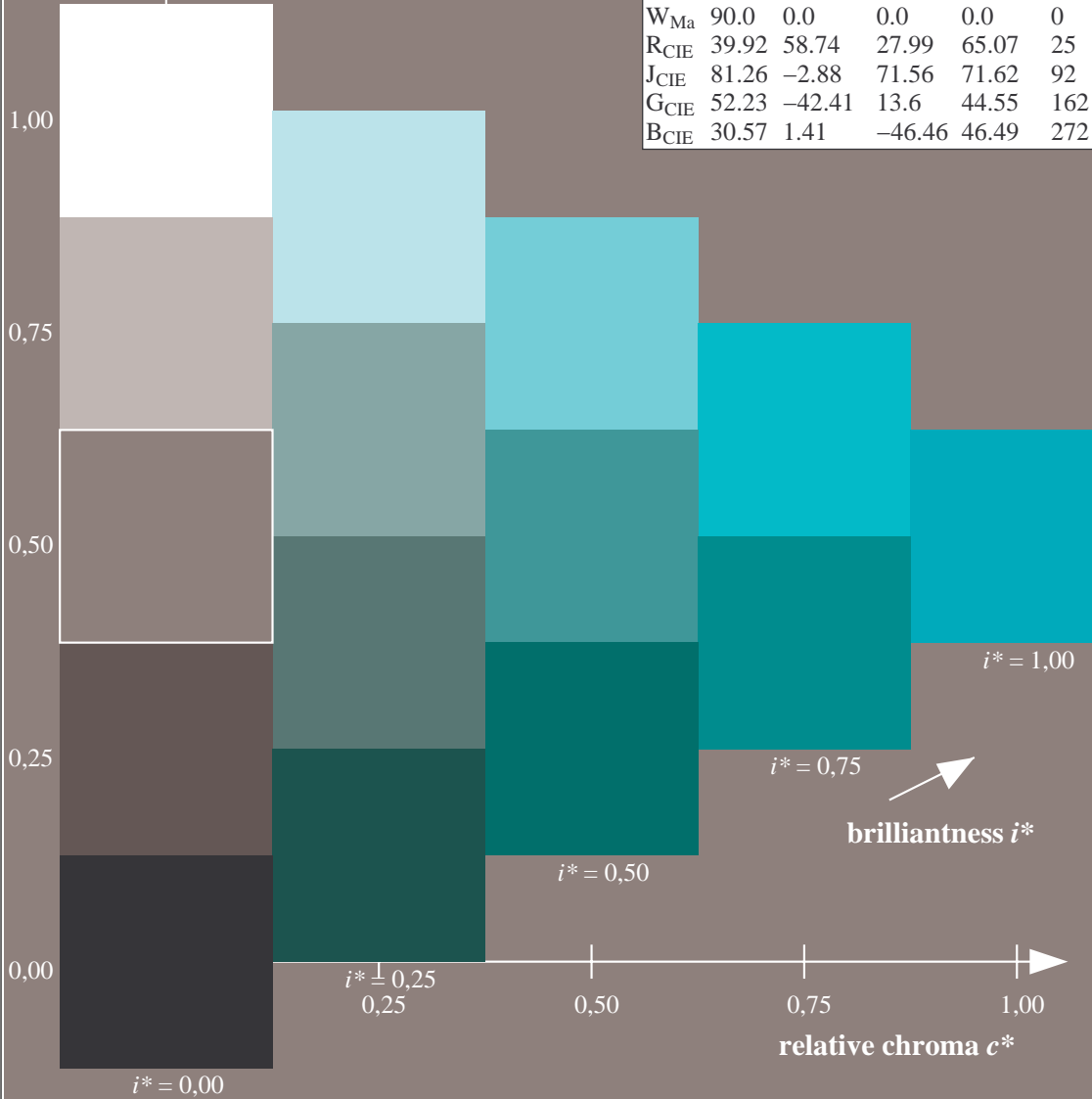
%Gamut

$u^*_{rel} = 88$

%Regularity

$g^*_{H,rel} = 31$

$g^*_{C,rel} = 40$



Input and output: Colorimetric Printer Reflective System FRS15_90a for relative CIELAB hue $h^* = lab^*h^* = h_{ab}/360 = 217/360 = 0.603$

$u^* = g50b$

data for any colour:

lab^*tch^* and lab^*icu^*

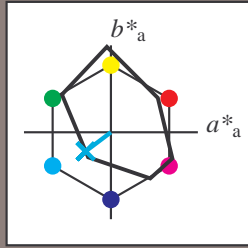
elementary hue text:

$u^* = g50b$

contrast reduction factor:

$c_R = 0.9$

triangle lightness t^*



FRS15_90a; adapted (a) CIELAB data

	$L^*=L^*_a$	a^*_a	b^*_a	$C^*_{ab,a}$	$h^*_{ab,a}$
O _{Ma}	35.06	53.93	39.55	66.88	36
Y _{Ma}	83.77	-4.63	98.26	98.37	93
L _{Ma}	44.13	-56.32	43.36	71.09	142
C _{Ma}	52.66	-26.18	-28.74	38.89	228
V _{Ma}	14.15	45.22	-53.06	69.72	310
M _{Ma}	37.37	70.69	-30.1	76.83	337
N _{Ma}	15.0	0.0	0.0	0.0	0
W _{Ma}	90.0	0.0	0.0	0.0	0
R _{CIE}	39.92	58.74	27.99	65.07	25
J _{CIE}	81.26	-2.88	71.56	71.62	92
G _{CIE}	52.23	-42.41	13.6	44.55	162
B _{CIE}	30.57	1.41	-46.46	46.49	272

Data for maximum colour (Ma):

$LAB^*LAB^*_{Ma}: 52 -28 -21$

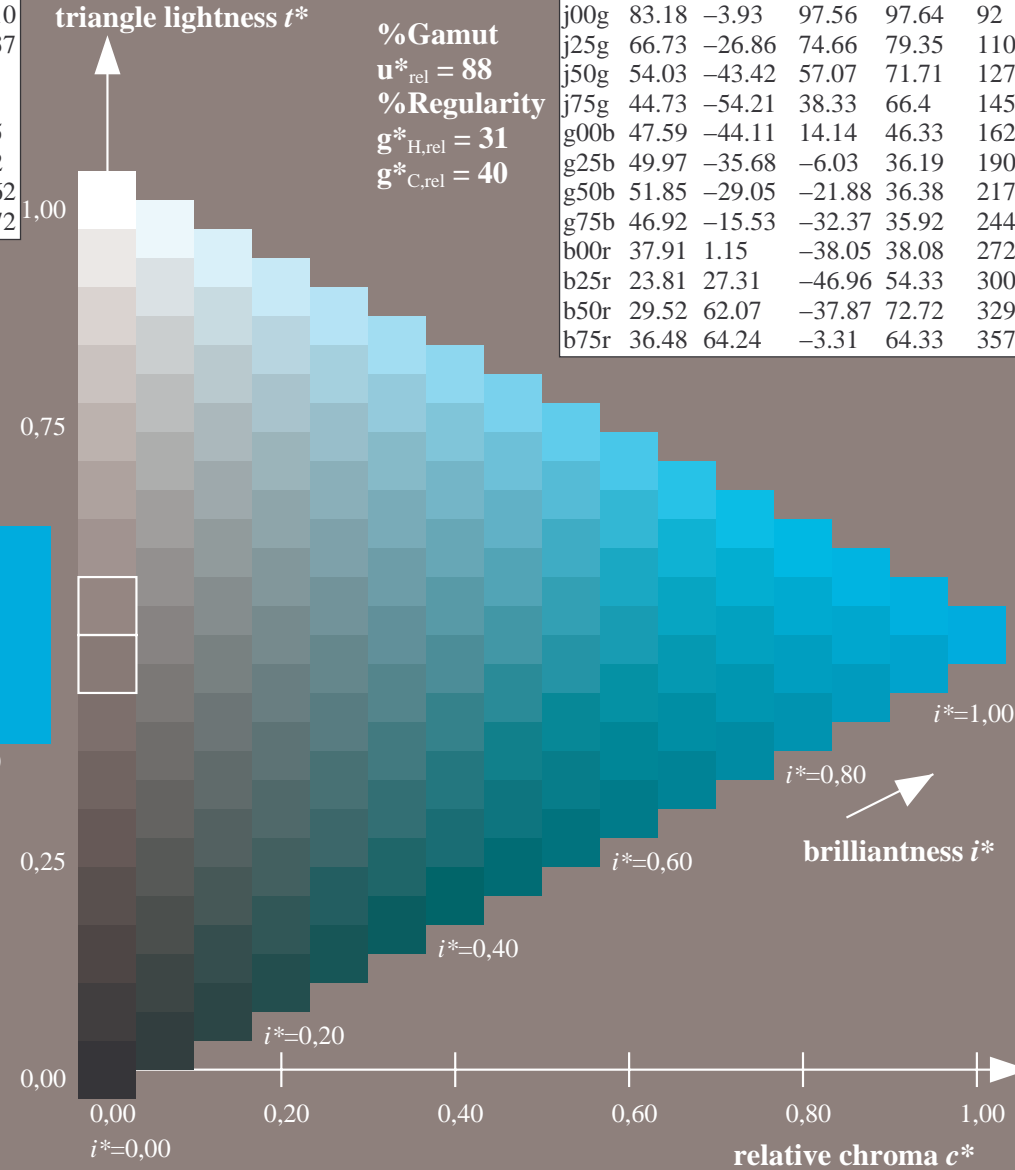
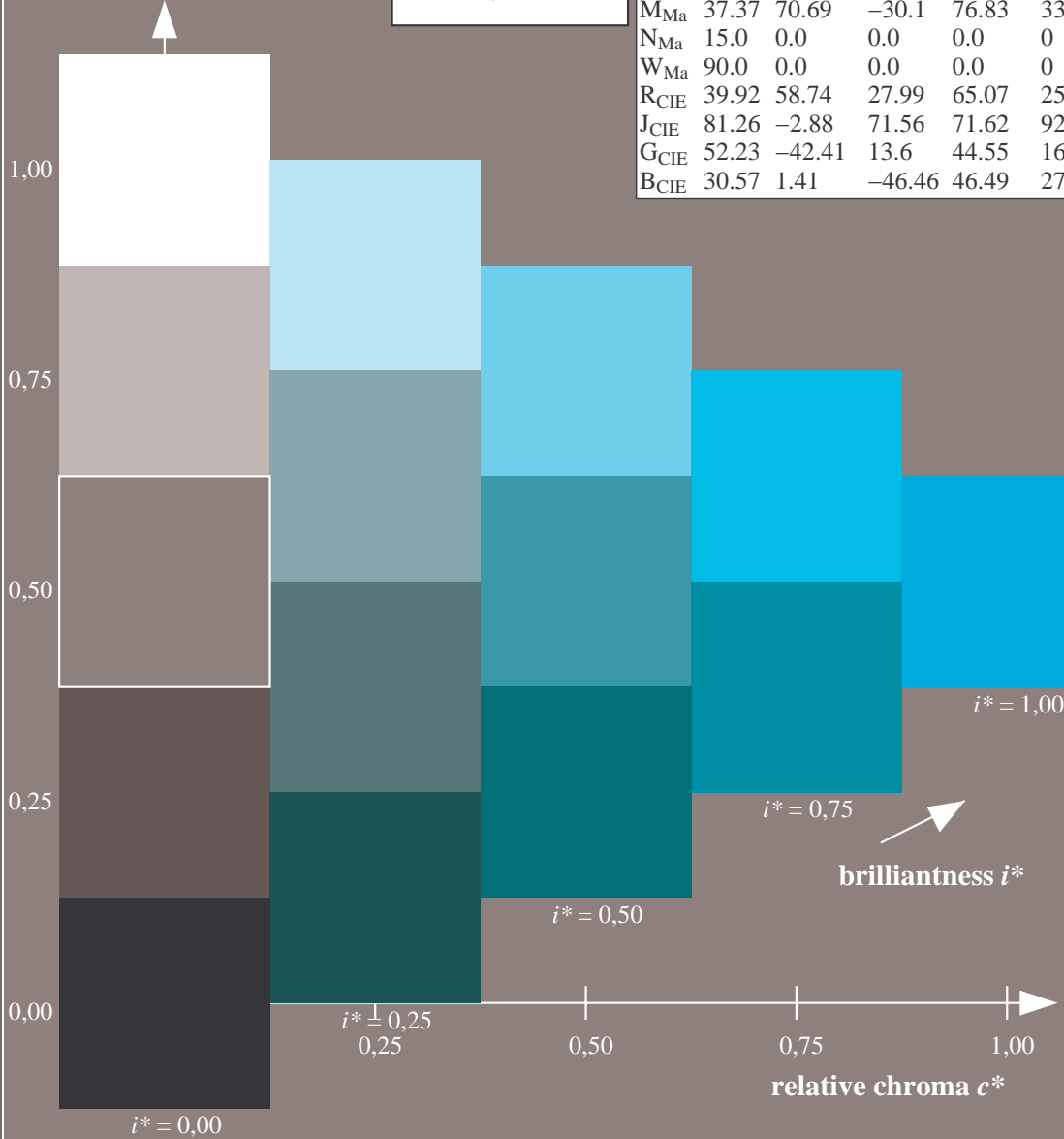
$LAB^*LCH^*_{Ma}: 52 36 217$

$lab^*rgb^*_{Ma}: 0.0 1.0 1.0$

$lab^*olv^*_{Ma}: 0.0 1.0 0.9$

FRS15_90a; adapted (a) CIELAB data

	$L^*=L^*_a$	a^*_a	b^*_a	$C^*_{ab,a}$	$h^*_{ab,a}$
r00j	35.47	56.92	27.12	63.05	25
r25j	39.12	49.04	44.45	66.19	42
r50j	50.64	35.19	58.33	68.13	59
r75j	64.01	19.11	74.45	76.87	76
j00g	83.18	-3.93	97.56	97.64	92
j25g	66.73	-26.86	74.66	79.35	110
j50g	54.03	-43.42	57.07	71.71	127
j75g	44.73	-54.21	38.33	66.4	145
g00b	47.59	-44.11	14.14	46.33	162
g25b	49.97	-35.68	-6.03	36.19	190
g50b	51.85	-29.05	-21.88	36.38	217
g75b	46.92	-15.53	-32.37	35.92	244
b00r	37.91	1.15	-38.05	38.08	272
b25r	23.81	27.31	-46.96	54.33	300
b50r	29.52	62.07	-37.87	72.72	329
b75r	36.48	64.24	-3.31	64.33	357



%Gamut

$u^*_{rel} = 88$

%Regularity

$g^*_{H,rel} = 31$

$g^*_{C,rel} = 40$

Input and output: Colorimetric Printer Reflective System FRS15_90a for relative CIELAB hue $h^* = lab^*h^* = h_{ab}/360 = 244/360 = 0.679$

$u^* = g75b$

data for any colour:

lab^*tch^* and lab^*icu^*

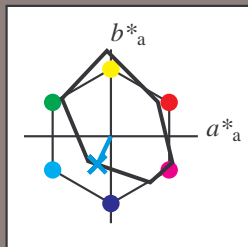
elementary hue text:

$u^* = g75b$

contrast reduction factor:

$c_R = 0.9$

triangle lightness t^*



FRS15_90a; adapted (a) CIELAB data

	$L^*=L^*_a$	a^*_a	b^*_a	$C^*_{ab,a}$	$h^*_{ab,a}$
O _{Ma}	35.06	53.93	39.55	66.88	36
Y _{Ma}	83.77	-4.63	98.26	98.37	93
L _{Ma}	44.13	-56.32	43.36	71.09	142
C _{Ma}	52.66	-26.18	-28.74	38.89	228
V _{Ma}	14.15	45.22	-53.06	69.72	310
M _{Ma}	37.37	70.69	-30.1	76.83	337
N _{Ma}	15.0	0.0	0.0	0.0	0
W _{Ma}	90.0	0.0	0.0	0.0	0
R _{CIE}	39.92	58.74	27.99	65.07	25
J _{CIE}	81.26	-2.88	71.56	71.62	92
G _{CIE}	52.23	-42.41	13.6	44.55	162
B _{CIE}	30.57	1.41	-46.46	46.49	272

Data for maximum colour (Ma):

$LAB^*LAB^*_{Ma}$: 47 -15 -31

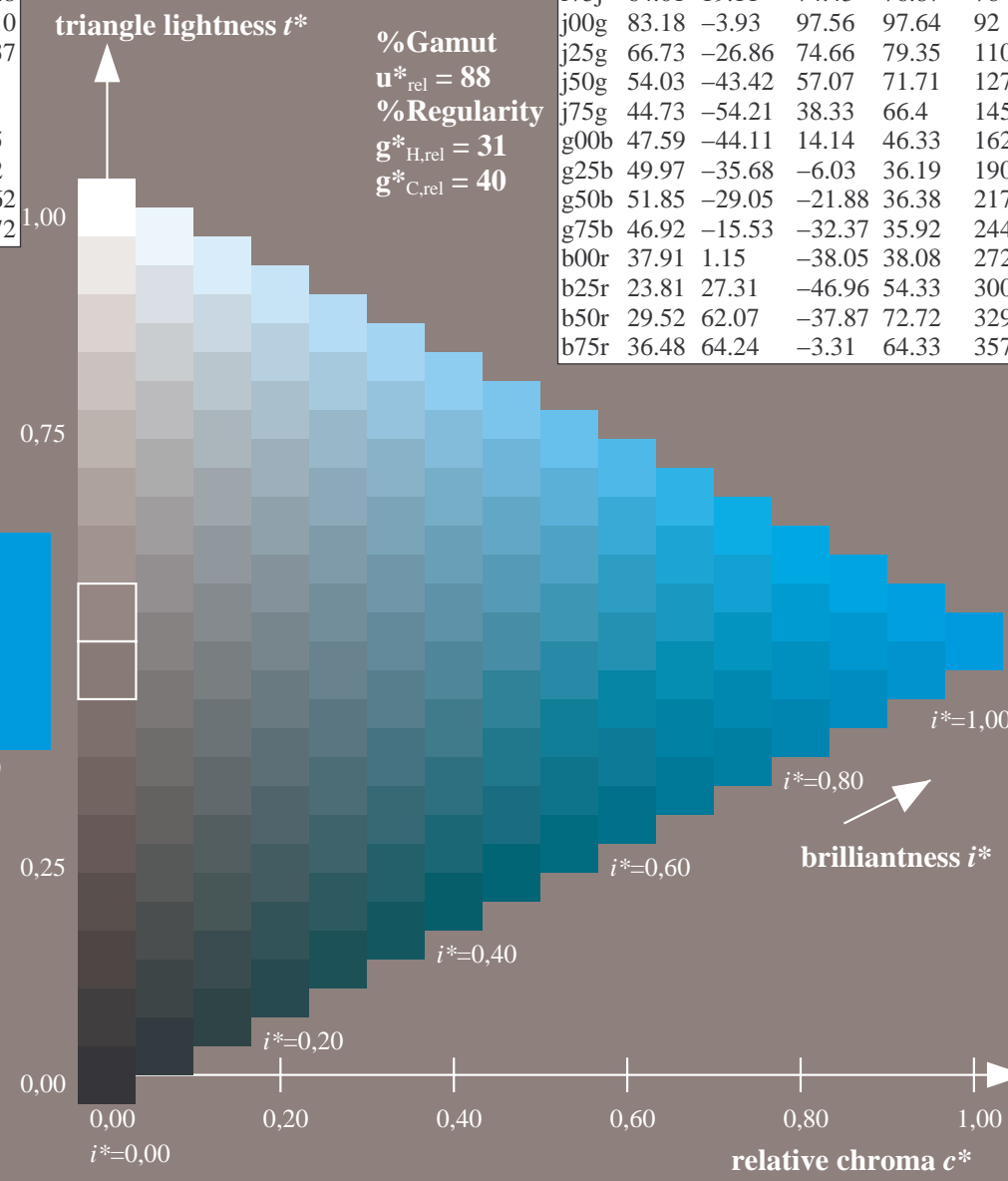
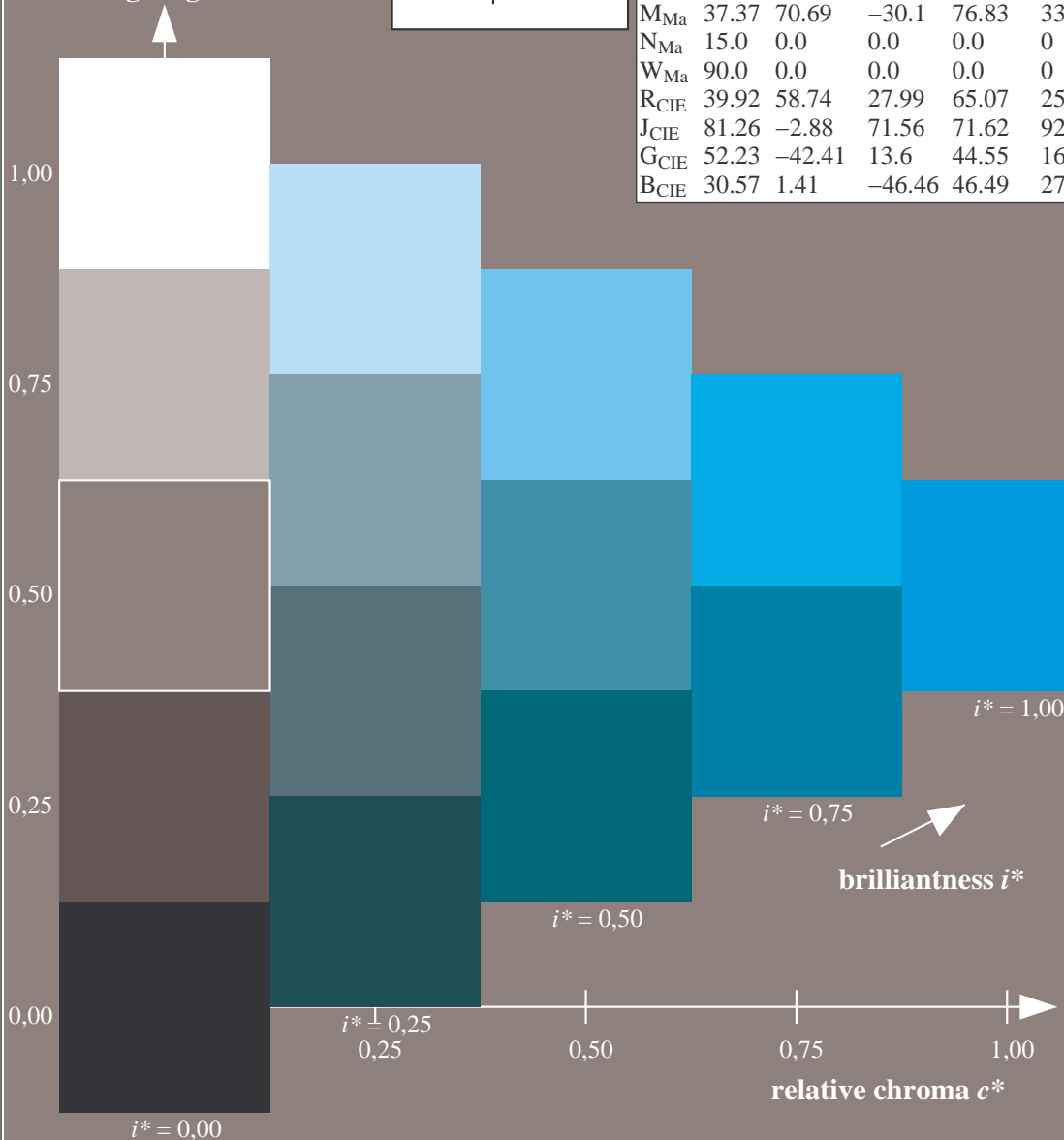
$LAB^*LCH^*_{Ma}$: 47 36 244

$lab^*rgb^*_{Ma}$: 0.0 0.5 1.0

$lab^*olv^*_{Ma}$: 0.0 0.85 1.0

FRS15_90a; adapted (a) CIELAB data

	$L^*=L^*_a$	a^*_a	b^*_a	$C^*_{ab,a}$	$h^*_{ab,a}$
r00j	35.47	56.92	27.12	63.05	25
r25j	39.12	49.04	44.45	66.19	42
r50j	50.64	35.19	58.33	68.13	59
r75j	64.01	19.11	74.45	76.87	76
j00g	83.18	-3.93	97.56	97.64	92
j25g	66.73	-26.86	74.66	79.35	110
j50g	54.03	-43.42	57.07	71.71	127
j75g	44.73	-54.21	38.33	66.4	145
g00b	47.59	-44.11	14.14	46.33	162
g25b	49.97	-35.68	-6.03	36.19	190
g50b	51.85	-29.05	-21.88	36.38	217
g75b	46.92	-15.53	-32.37	35.92	244
b00r	37.91	1.15	-38.05	38.08	272
b25r	23.81	27.31	-46.96	54.33	300
b50r	29.52	62.07	-37.87	72.72	329
b75r	36.48	64.24	-3.31	64.33	357



%Gamut
 $u^*_{rel} = 88$
 %Regularity
 $g^*_{H,rel} = 31$
 $g^*_{C,rel} = 40$

data for any colour:

lab^*tch^* and lab^*icu^*

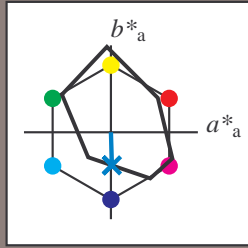
elementary hue text:

$u^* = b00r$

contrast reduction factor:

$c_R = 0.9$

triangle lightness t^*



FRS15_90a; adapted (a) CIELAB data

	$L^*=L^*_a$	a^*_a	b^*_a	$C^*_{ab,a}$	$h^*_{ab,a}$
O _{Ma}	35.06	53.93	39.55	66.88	36
Y _{Ma}	83.77	-4.63	98.26	98.37	93
L _{Ma}	44.13	-56.32	43.36	71.09	142
C _{Ma}	52.66	-26.18	-28.74	38.89	228
V _{Ma}	14.15	45.22	-53.06	69.72	310
M _{Ma}	37.37	70.69	-30.1	76.83	337
N _{Ma}	15.0	0.0	0.0	0.0	0
W _{Ma}	90.0	0.0	0.0	0.0	0
R _{CIE}	39.92	58.74	27.99	65.07	25
J _{CIE}	81.26	-2.88	71.56	71.62	92
G _{CIE}	52.23	-42.41	13.6	44.55	162
B _{CIE}	30.57	1.41	-46.46	46.49	272

Data for maximum colour (Ma):

$LAB^*LAB^*_{Ma}$: 38 1 -37

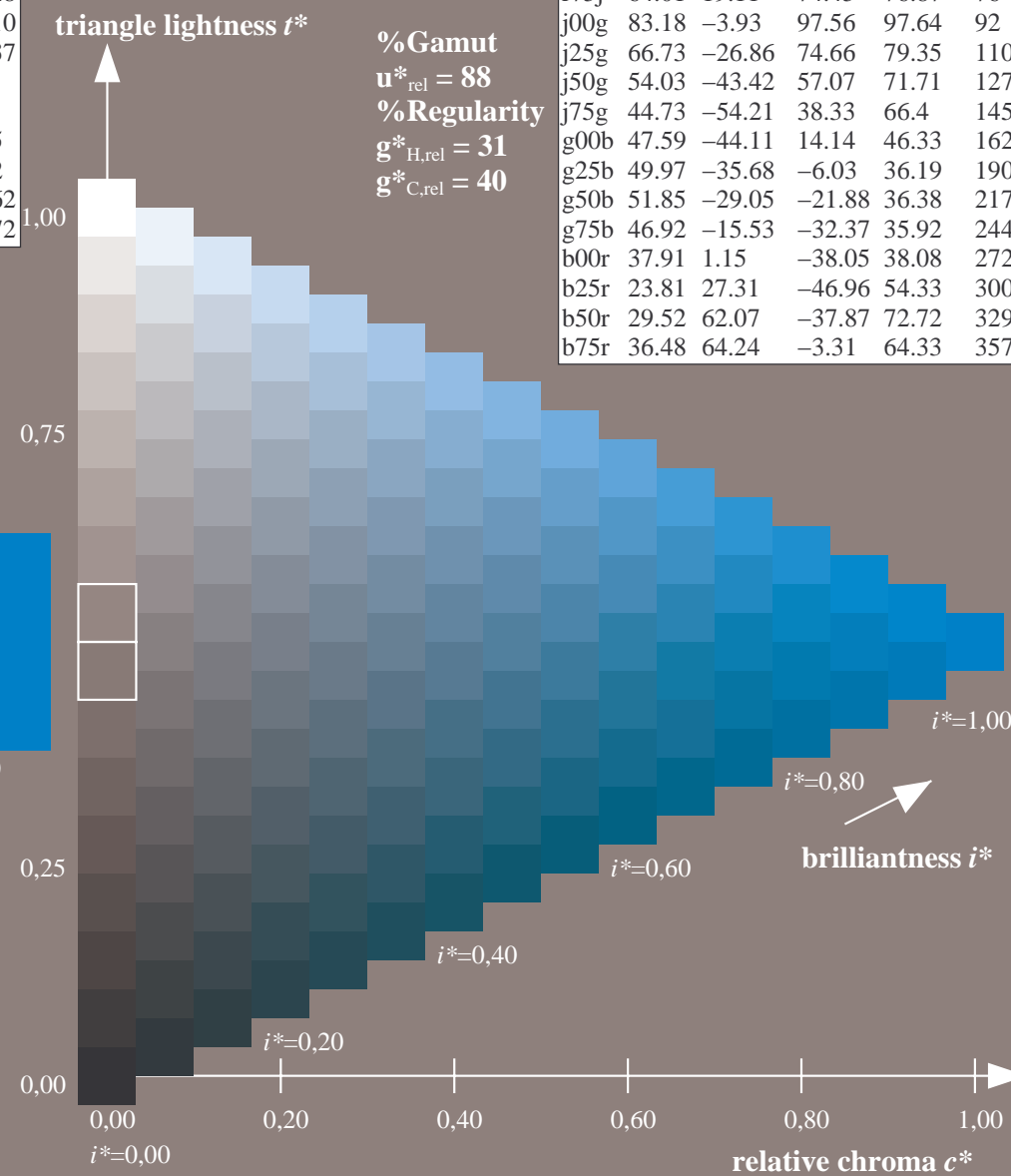
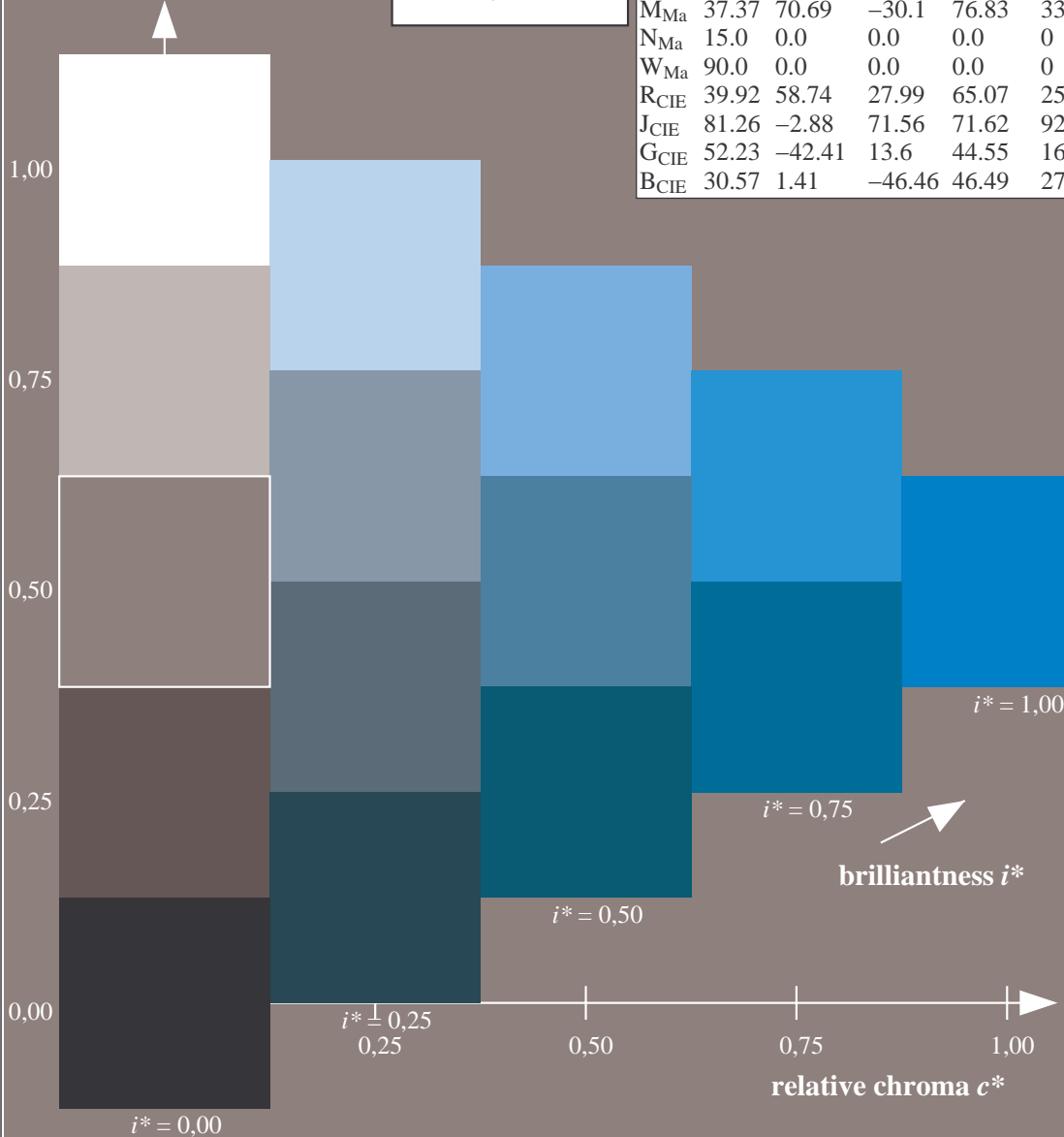
$LAB^*LCH^*_{Ma}$: 38 38 272

$lab^*rgb^*_{Ma}$: 0.0 0.0 1.0

$lab^*olv^*_{Ma}$: 0.0 0.62 1.0

FRS15_90a; adapted (a) CIELAB data

	$L^*=L^*_a$	a^*_a	b^*_a	$C^*_{ab,a}$	$h^*_{ab,a}$
r00j	35.47	56.92	27.12	63.05	25
r25j	39.12	49.04	44.45	66.19	42
r50j	50.64	35.19	58.33	68.13	59
r75j	64.01	19.11	74.45	76.87	76
j00g	83.18	-3.93	97.56	97.64	92
j25g	66.73	-26.86	74.66	79.35	110
j50g	54.03	-43.42	57.07	71.71	127
j75g	44.73	-54.21	38.33	66.4	145
g00b	47.59	-44.11	14.14	46.33	162
g25b	49.97	-35.68	-6.03	36.19	190
g50b	51.85	-29.05	-21.88	36.38	217
g75b	46.92	-15.53	-32.37	35.92	244
b00r	37.91	1.15	-38.05	38.08	272
b25r	23.81	27.31	-46.96	54.33	300
b50r	29.52	62.07	-37.87	72.72	329
b75r	36.48	64.24	-3.31	64.33	357



Input and output: Colorimetric Printer Reflective System FRS15_90a for relative CIELAB hue $h^* = lab^*h^* = h_{ab}/360 = 300/360 = 0.834$

$u^* = b25r$

data for any colour:

lab^*tch^* and lab^*icu^*

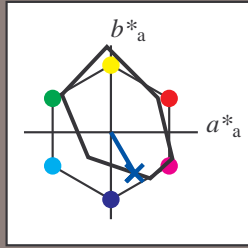
elementary hue text:

$u^* = b25r$

contrast reduction factor:

$c_R = 0.9$

triangle lightness t^*



FRS15_90a; adapted (a) CIELAB data

	$L^*=L^*_a$	a^*_a	b^*_a	$C^*_{ab,a}$	$h^*_{ab,a}$
O _{Ma}	35.06	53.93	39.55	66.88	36
Y _{Ma}	83.77	-4.63	98.26	98.37	93
L _{Ma}	44.13	-56.32	43.36	71.09	142
C _{Ma}	52.66	-26.18	-28.74	38.89	228
V _{Ma}	14.15	45.22	-53.06	69.72	310
M _{Ma}	37.37	70.69	-30.1	76.83	337
N _{Ma}	15.0	0.0	0.0	0.0	0
W _{Ma}	90.0	0.0	0.0	0.0	0
R _{CIE}	39.92	58.74	27.99	65.07	25
J _{CIE}	81.26	-2.88	71.56	71.62	92
G _{CIE}	52.23	-42.41	13.6	44.55	162
B _{CIE}	30.57	1.41	-46.46	46.49	272

Data for maximum colour (Ma):

$LAB^*LAB^*_{Ma}$: 24 27 -46

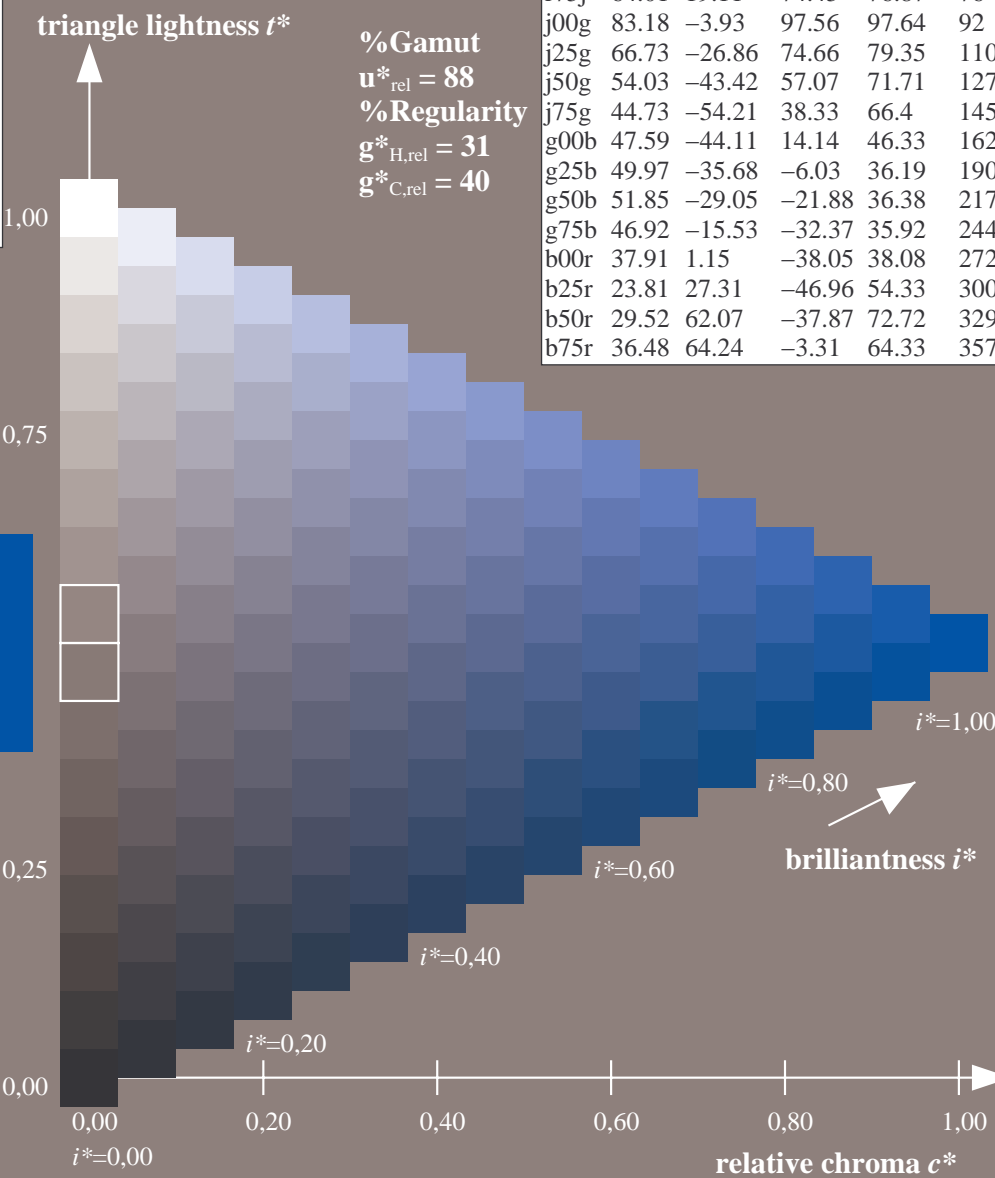
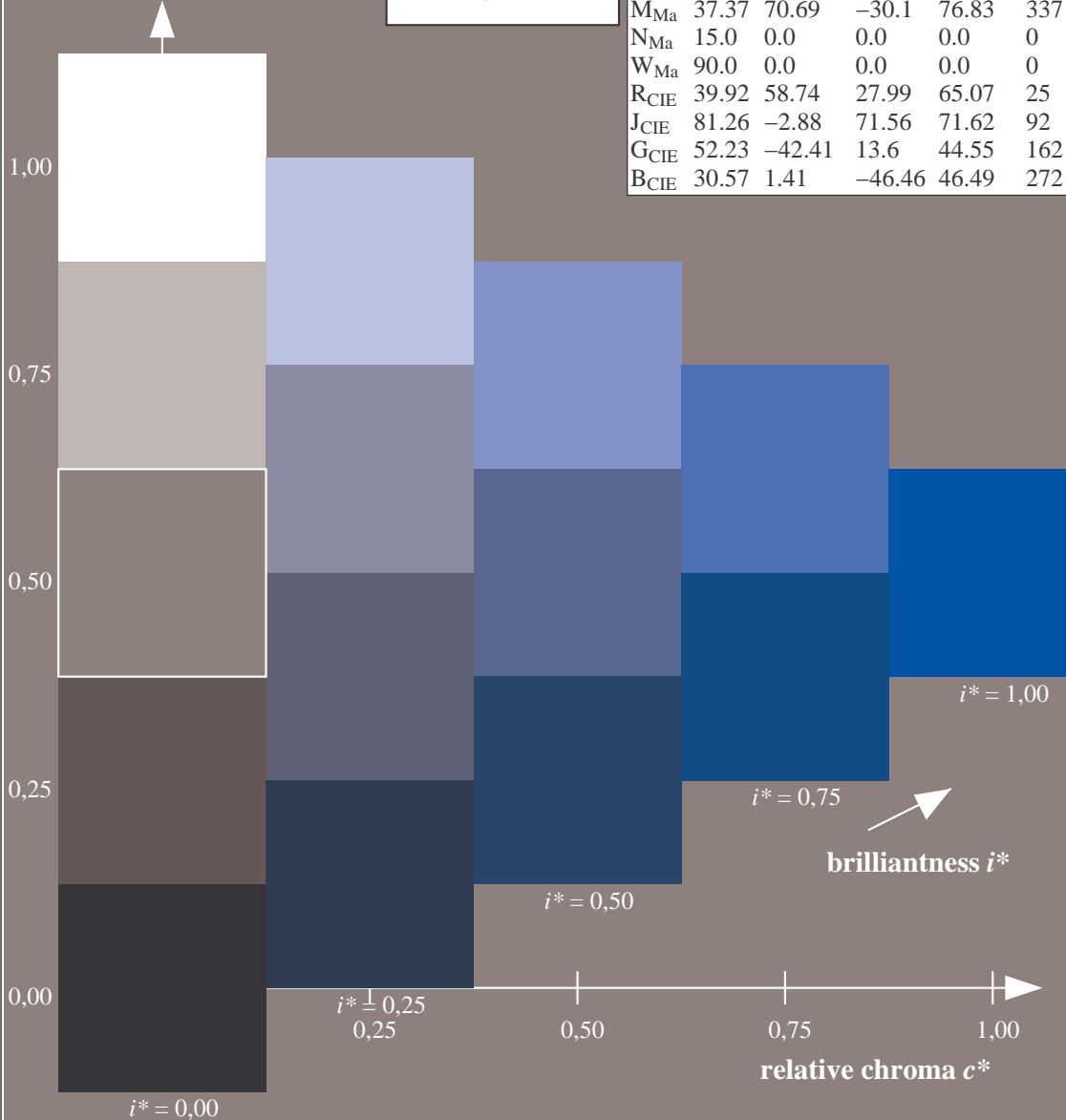
$LAB^*LCH^*_{Ma}$: 24 54 300

$lab^*rgb^*_{Ma}$: 0.5 0.0 1.0

$lab^*olv^*_{Ma}$: 0.0 0.25 1.0

FRS15_90a; adapted (a) CIELAB data

	$L^*=L^*_a$	a^*_a	b^*_a	$C^*_{ab,a}$	$h^*_{ab,a}$
r00j	35.47	56.92	27.12	63.05	25
r25j	39.12	49.04	44.45	66.19	42
r50j	50.64	35.19	58.33	68.13	59
r75j	64.01	19.11	74.45	76.87	76
j00g	83.18	-3.93	97.56	97.64	92
j25g	66.73	-26.86	74.66	79.35	110
j50g	54.03	-43.42	57.07	71.71	127
j75g	44.73	-54.21	38.33	66.4	145
g00b	47.59	-44.11	14.14	46.33	162
g25b	49.97	-35.68	-6.03	36.19	190
g50b	51.85	-29.05	-21.88	36.38	217
g75b	46.92	-15.53	-32.37	35.92	244
b00r	37.91	1.15	-38.05	38.08	272
b25r	23.81	27.31	-46.96	54.33	300
b50r	29.52	62.07	-37.87	72.72	329
b75r	36.48	64.24	-3.31	64.33	357



%Gamut
 $u^*_{rel} = 88$
 %Regularity
 $g^*_{H,rel} = 31$
 $g^*_{C,rel} = 40$

Input and output: Colorimetric Printer Reflective System FRS15_90a for relative CIELAB hue $h^* = lab^*h^* = h_{ab}/360 = 329/360 = 0.913$

$u^* = b50r$

data for any colour:

lab^*ich^* and lab^*icu^*

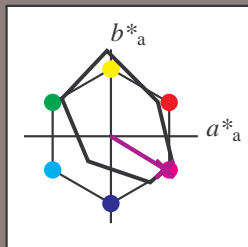
elementary hue text:

$u^* = b50r$

contrast reduction factor:

$c_R = 0.9$

triangle lightness t^*



FRS15_90a; adapted (a) CIELAB data

	$L^*=L^*_a$	a^*_a	b^*_a	$C^*_{ab,a}$	$h^*_{ab,a}$
O _{Ma}	35.06	53.93	39.55	66.88	36
Y _{Ma}	83.77	-4.63	98.26	98.37	93
L _{Ma}	44.13	-56.32	43.36	71.09	142
C _{Ma}	52.66	-26.18	-28.74	38.89	228
V _{Ma}	14.15	45.22	-53.06	69.72	310
M _{Ma}	37.37	70.69	-30.1	76.83	337
N _{Ma}	15.0	0.0	0.0	0.0	0
W _{Ma}	90.0	0.0	0.0	0.0	0
R _{CIE}	39.92	58.74	27.99	65.07	25
J _{CIE}	81.26	-2.88	71.56	71.62	92
G _{CIE}	52.23	-42.41	13.6	44.55	162
B _{CIE}	30.57	1.41	-46.46	46.49	272

Data for maximum colour (Ma):

$LAB^*LAB^*_{Ma}$: 30 62 -37

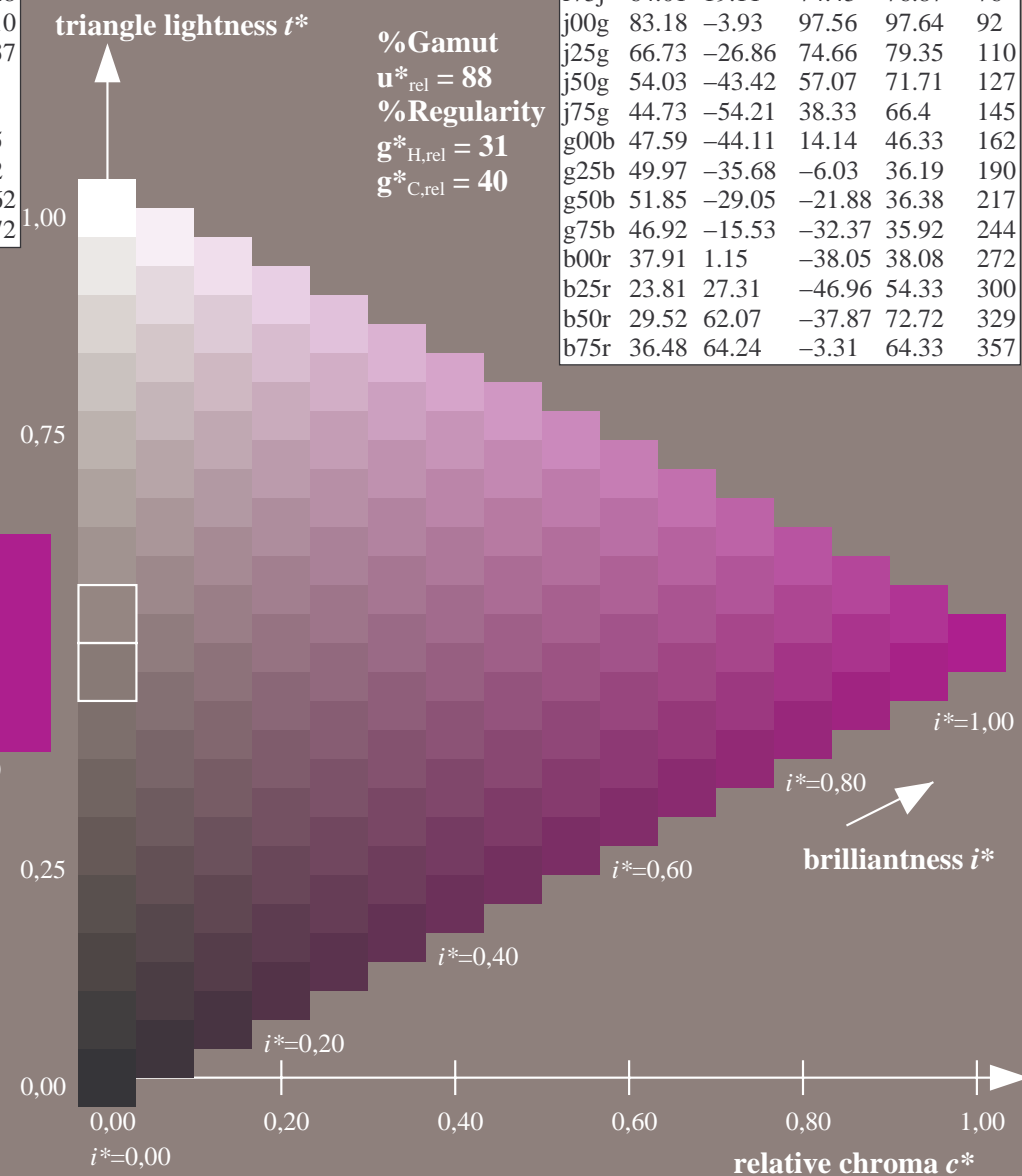
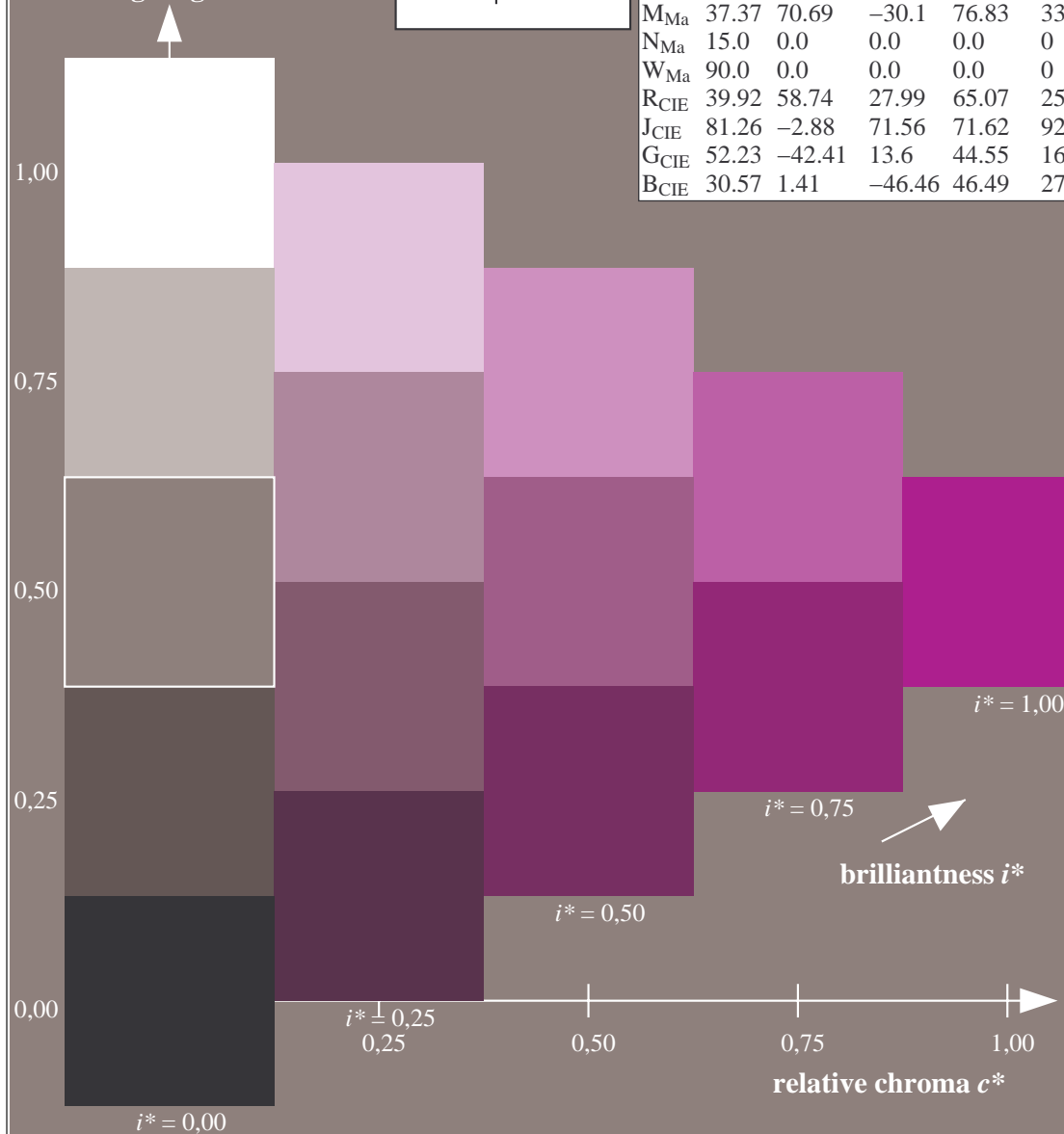
$LAB^*LCH^*_{Ma}$: 30 73 329

$lab^*rgb^*_{Ma}$: 1.0 0.0 1.0

$lab^*olv^*_{Ma}$: 0.66 0.0 1.0

FRS15_90a; adapted (a) CIELAB data

	$L^*=L^*_a$	a^*_a	b^*_a	$C^*_{ab,a}$	$h^*_{ab,a}$
r00j	35.47	56.92	27.12	63.05	25
r25j	39.12	49.04	44.45	66.19	42
r50j	50.64	35.19	58.33	68.13	59
r75j	64.01	19.11	74.45	76.87	76
j00g	83.18	-3.93	97.56	97.64	92
j25g	66.73	-26.86	74.66	79.35	110
j50g	54.03	-43.42	57.07	71.71	127
j75g	44.73	-54.21	38.33	66.4	145
g00b	47.59	-44.11	14.14	46.33	162
g25b	49.97	-35.68	-6.03	36.19	190
g50b	51.85	-29.05	-21.88	36.38	217
g75b	46.92	-15.53	-32.37	35.92	244
b00r	37.91	1.15	-38.05	38.08	272
b25r	23.81	27.31	-46.96	54.33	300
b50r	29.52	62.07	-37.87	72.72	329
b75r	36.48	64.24	-3.31	64.33	357



%Gamut
 $u^*_{rel} = 88$
 %Regularity
 $g^*_{H,rel} = 31$
 $g^*_{C,rel} = 40$

Input and output: Colorimetric Printer Reflective System FRS15_90a for relative CIELAB hue $h^* = lab^*h^* = h_{ab}/360 = 357/360 = 0.992$
 data for any colour:

$u^* = b75r$

lab^*tch^* and lab^*icu^*

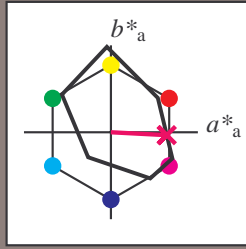
elementary hue text:

$u^* = b75r$

contrast reduction factor:

$c_R = 0.9$

triangle lightness t^*



FRS15_90a; adapted (a) CIELAB data

	$L^*=L^*_a$	a^*_a	b^*_a	$C^*_{ab,a}$	$h^*_{ab,a}$
O _{Ma}	35.06	53.93	39.55	66.88	36
Y _{Ma}	83.77	-4.63	98.26	98.37	93
L _{Ma}	44.13	-56.32	43.36	71.09	142
C _{Ma}	52.66	-26.18	-28.74	38.89	228
V _{Ma}	14.15	45.22	-53.06	69.72	310
M _{Ma}	37.37	70.69	-30.1	76.83	337
N _{Ma}	15.0	0.0	0.0	0.0	0
W _{Ma}	90.0	0.0	0.0	0.0	0
R _{CIE}	39.92	58.74	27.99	65.07	25
J _{CIE}	81.26	-2.88	71.56	71.62	92
G _{CIE}	52.23	-42.41	13.6	44.55	162
B _{CIE}	30.57	1.41	-46.46	46.49	272

Data for maximum colour (Ma):

$LAB^*LAB^*_{Ma}: 36\ 64\ -2$

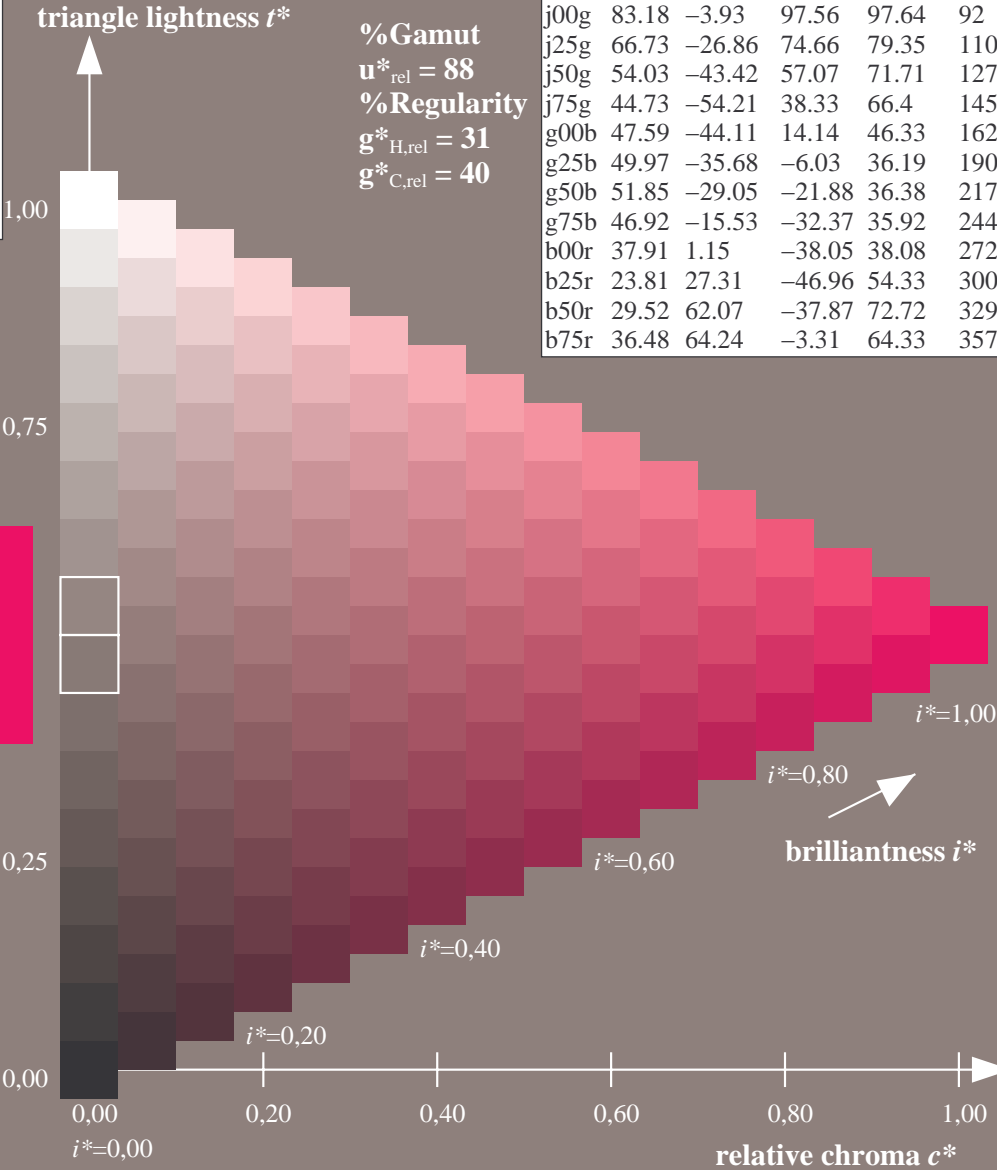
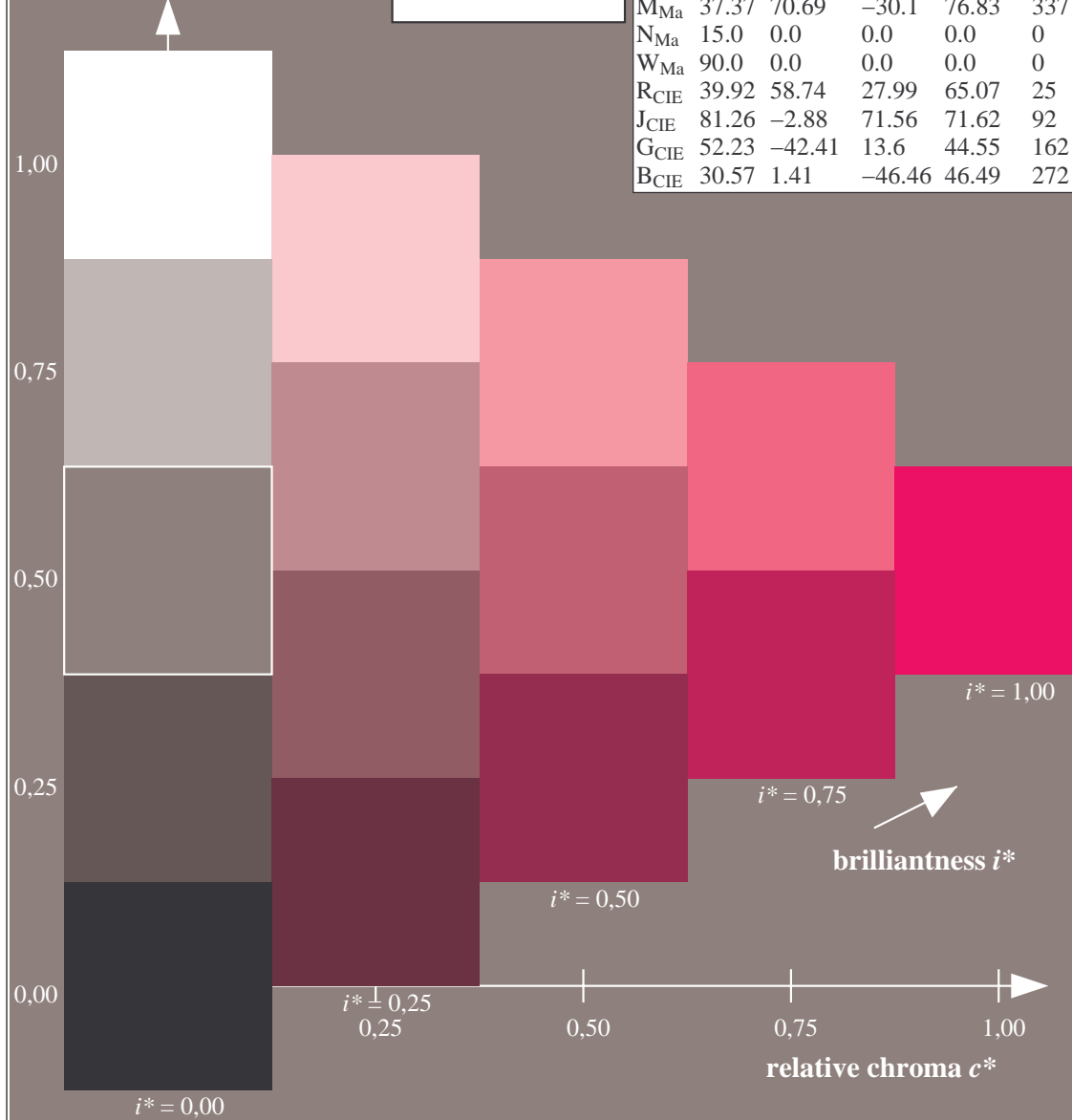
$LAB^*LCH^*_{Ma}: 36\ 64\ 357$

$lab^*rgb^*_{Ma}: 1.0\ 0.0\ 0.5$

$lab^*olv^*_{Ma}: 1.0\ 0.0\ 0.62$

FRS15_90a; adapted (a) CIELAB data

	$L^*=L^*_a$	a^*_a	b^*_a	$C^*_{ab,a}$	$h^*_{ab,a}$
r00j	35.47	56.92	27.12	63.05	25
r25j	39.12	49.04	44.45	66.19	42
r50j	50.64	35.19	58.33	68.13	59
r75j	64.01	19.11	74.45	76.87	76
j00g	83.18	-3.93	97.56	97.64	92
j25g	66.73	-26.86	74.66	79.35	110
j50g	54.03	-43.42	57.07	71.71	127
j75g	44.73	-54.21	38.33	66.4	145
g00b	47.59	-44.11	14.14	46.33	162
g25b	49.97	-35.68	-6.03	36.19	190
g50b	51.85	-29.05	-21.88	36.38	217
g75b	46.92	-15.53	-32.37	35.92	244
b00r	37.91	1.15	-38.05	38.08	272
b25r	23.81	27.31	-46.96	54.33	300
b50r	29.52	62.07	-37.87	72.72	329
b75r	36.48	64.24	-3.31	64.33	357




%Gamut

$u^*_{rel} = 88$

%Regularity

$g^*_{H,rel} = 31$

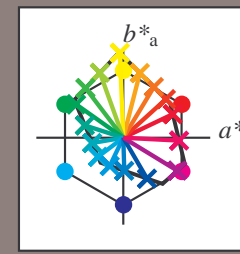
$g^*_{C,rel} = 40$



Input and output:
 Colorimetric Printer Reflective System FRS15_90a
 data for any colour:
*lab*tch** and *lab*icu**

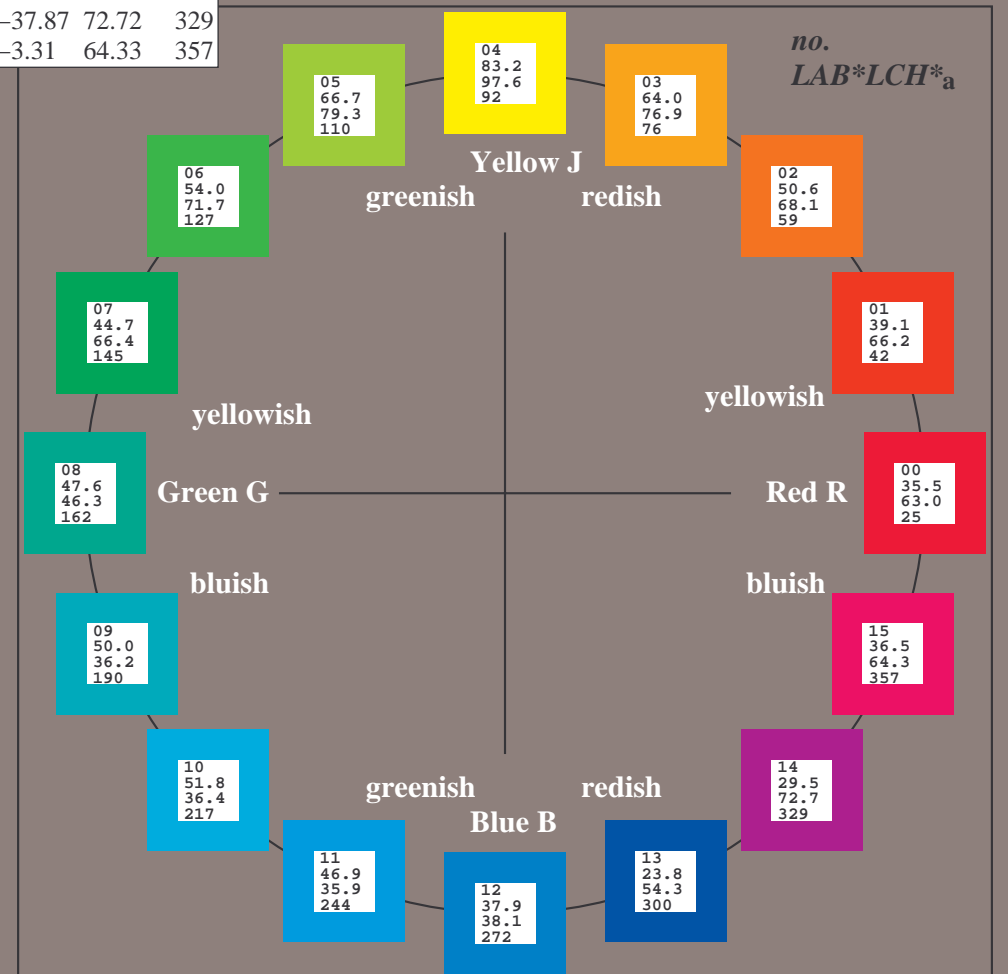
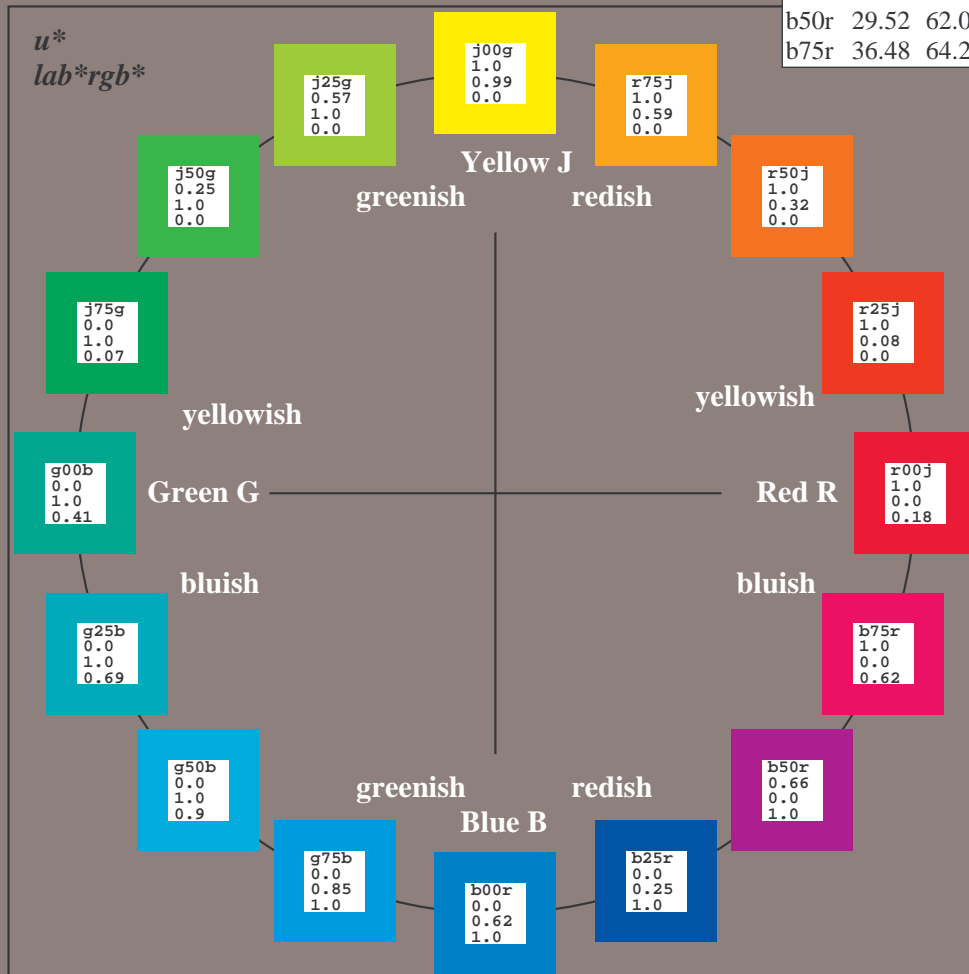
elementary hue text:
*u** = 16 hues *r00j*, *r25j*, ..., *b75r*
 contrast reduction factor:
 $c_R = 0.9$

FRS15_90a; adapted (a) CIELAB data					
	$L^*=L^*_a$	a^*_a	b^*_a	$C^*_{ab,a}$	$h^*_{ab,a}$
r00j	35.47	56.92	27.12	63.05	25
r25j	39.12	49.04	44.45	66.19	42
r50j	50.64	35.19	58.33	68.13	59
r75j	64.01	19.11	74.45	76.87	76
j00g	83.18	-3.93	97.56	97.64	92
j25g	66.73	-26.86	74.66	79.35	110
j50g	54.03	-43.42	57.07	71.71	127
j75g	44.73	-54.21	38.33	66.4	145
g00b	47.59	-44.11	14.14	46.33	162
g25b	49.97	-35.68	-6.03	36.19	190
g50b	51.85	-29.05	-21.88	36.38	217
g75b	46.92	-15.53	-32.37	35.92	244
b00r	37.91	1.15	-38.05	38.08	272
b25r	23.81	27.31	-46.96	54.33	300
b50r	29.52	62.07	-37.87	72.72	329
b75r	36.48	64.24	-3.31	64.33	357



%Gamut
 $u^*_{rel} = 88$
 %Regularity
 $g^*_{H,rel} = 31$
 $g^*_{C,rel} = 40$

FRS15_90a; adapted (a) CIELAB data					
	$L^*=L^*_a$	a^*_a	b^*_a	$C^*_{ab,a}$	$h^*_{ab,a}$
O _{Ma}	35.06	53.93	39.55	66.88	36
Y _{Ma}	83.77	-4.63	98.26	98.37	93
L _{Ma}	44.13	-56.32	43.36	71.09	142
C _{Ma}	52.66	-26.18	-28.74	38.89	228
V _{Ma}	14.15	45.22	-53.06	69.72	310
M _{Ma}	37.37	70.69	-30.1	76.83	337
N _{Ma}	15.0	0.0	0.0	0.0	0
W _{Ma}	90.0	0.0	0.0	0.0	0
R _{CIE}	39.92	58.74	27.99	65.07	25
J _{CIE}	81.26	-2.88	71.56	71.62	92
G _{CIE}	52.23	-42.41	13.6	44.55	162
B _{CIE}	30.57	1.41	-46.46	46.49	272



Input and output: Colorimetric Printer Reflective System FRS15_90a for relative CIELAB hue $h^* = lab^*h^* = h_{ab}/360 = 25/360 = 0.071$

data for any colour:

lab^*tch^* and lab^*icu^*

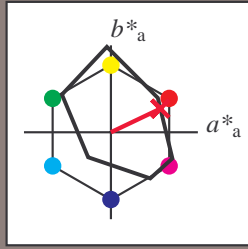
elementary hue text:

$u^* = r00j$

contrast reduction factor:

$c_R = 0.9$

triangle lightness t^*



FRS15_90a; adapted (a) CIELAB data

	$L^*=L^*_a$	a^*_a	b^*_a	$C^*_{ab,a}$	$h^*_{ab,a}$
O _{Ma}	35.06	53.93	39.55	66.88	36
Y _{Ma}	83.77	-4.63	98.26	98.37	93
L _{Ma}	44.13	-56.32	43.36	71.09	142
C _{Ma}	52.66	-26.18	-28.74	38.89	228
V _{Ma}	14.15	45.22	-53.06	69.72	310
M _{Ma}	37.37	70.69	-30.1	76.83	337
N _{Ma}	15.0	0.0	0.0	0.0	0
W _{Ma}	90.0	0.0	0.0	0.0	0
R _{CIE}	39.92	58.74	27.99	65.07	25
J _{CIE}	81.26	-2.88	71.56	71.62	92
G _{CIE}	52.23	-42.41	13.6	44.55	162
B _{CIE}	30.57	1.41	-46.46	46.49	272

Data for maximum colour (Ma):

$LAB^*LAB^*_Ma$: 35 57 27

$LAB^*LCH^*_Ma$: 35 63 25

$lab^*rgb^*_Ma$: 1.0 0.0 0.0

$lab^*olv^*_Ma$: 1.0 0.0 0.18

triangle lightness t^*

%Gamut

$u^*_{rel} = 88$

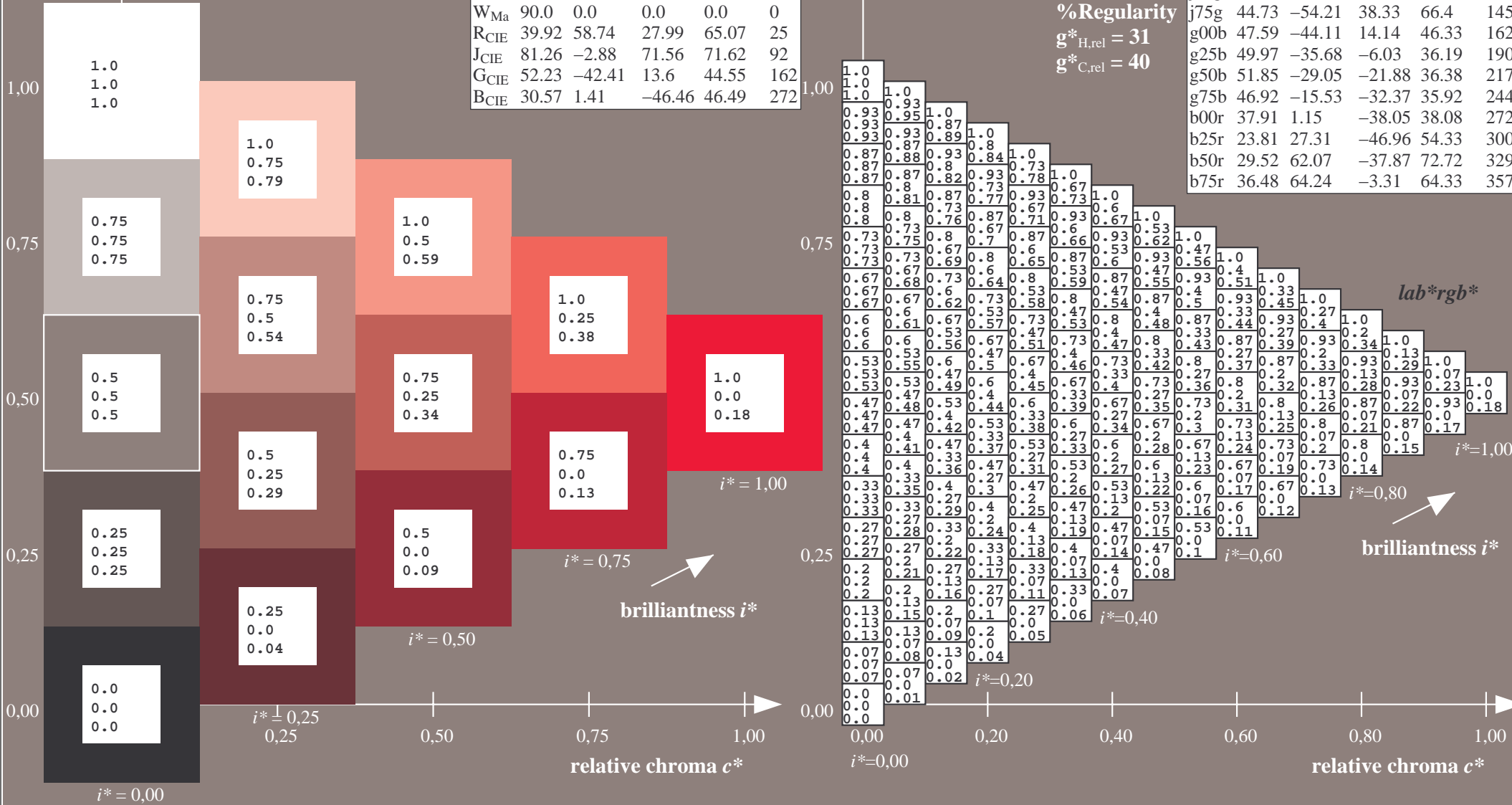
%Regularity

$g^*_{H,rel} = 31$

$g^*_{C,rel} = 40$

FRS15_90a; adapted (a) CIELAB data

	$L^*=L^*_a$	a^*_a	b^*_a	$C^*_{ab,a}$	$h^*_{ab,a}$
r00j	35.47	56.92	27.12	63.05	25
r25j	39.12	49.04	44.45	66.19	42
r50j	50.64	35.19	58.33	68.13	59
r75j	64.01	19.11	74.45	76.87	76
j00g	83.18	-3.93	97.56	97.64	92
j25g	66.73	-26.86	74.66	79.35	110
j50g	54.03	-43.42	57.07	71.71	127
j75g	44.73	-54.21	38.33	66.4	145
g00b	47.59	-44.11	14.14	46.33	162
g25b	49.97	-35.68	-6.03	36.19	190
g50b	51.85	-29.05	-21.88	36.38	217
g75b	46.92	-15.53	-32.37	35.92	244
b00r	37.91	1.15	-38.05	38.08	272
b25r	23.81	27.31	-46.96	54.33	300
b50r	29.52	62.07	-37.87	72.72	329
b75r	36.48	64.24	-3.31	64.33	357



Input and output: Colorimetric Printer Reflective System FRS15_90a for relative CIELAB hue $h^* = lab^*h^* = h_{ab}/360 = 42/360 = 0.117$

data for any colour:

lab^*tch^* and lab^*icu^*

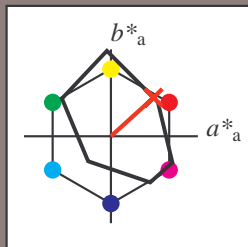
elementary hue text:

$u^* = r25j$

contrast reduction factor:

$c_R = 0.9$

triangle lightness t^*



FRS15_90a; adapted (a) CIELAB data

	$L^*=L^*_a$	a^*_a	b^*_a	$C^*_{ab,a}$	$h^*_{ab,a}$
O _{Ma}	35.06	53.93	39.55	66.88	36
Y _{Ma}	83.77	-4.63	98.26	98.37	93
L _{Ma}	44.13	-56.32	43.36	71.09	142
C _{Ma}	52.66	-26.18	-28.74	38.89	228
V _{Ma}	14.15	45.22	-53.06	69.72	310
M _{Ma}	37.37	70.69	-30.1	76.83	337
N _{Ma}	15.0	0.0	0.0	0.0	0
W _{Ma}	90.0	0.0	0.0	0.0	0
R _{CIE}	39.92	58.74	27.99	65.07	25
J _{CIE}	81.26	-2.88	71.56	71.62	92
G _{CIE}	52.23	-42.41	13.6	44.55	162
B _{CIE}	30.57	1.41	-46.46	46.49	272

Data for maximum colour (Ma):

$LAB^*LAB^*_Ma$: 39 49 44

$LAB^*LCH^*_Ma$: 39 66 42

$lab^*rgb^*_Ma$: 1.0 0.25 0.0

$lab^*olv^*_Ma$: 1.0 0.08 0.0

triangle lightness t^*

%Gamut

$u^*_{rel} = 88$

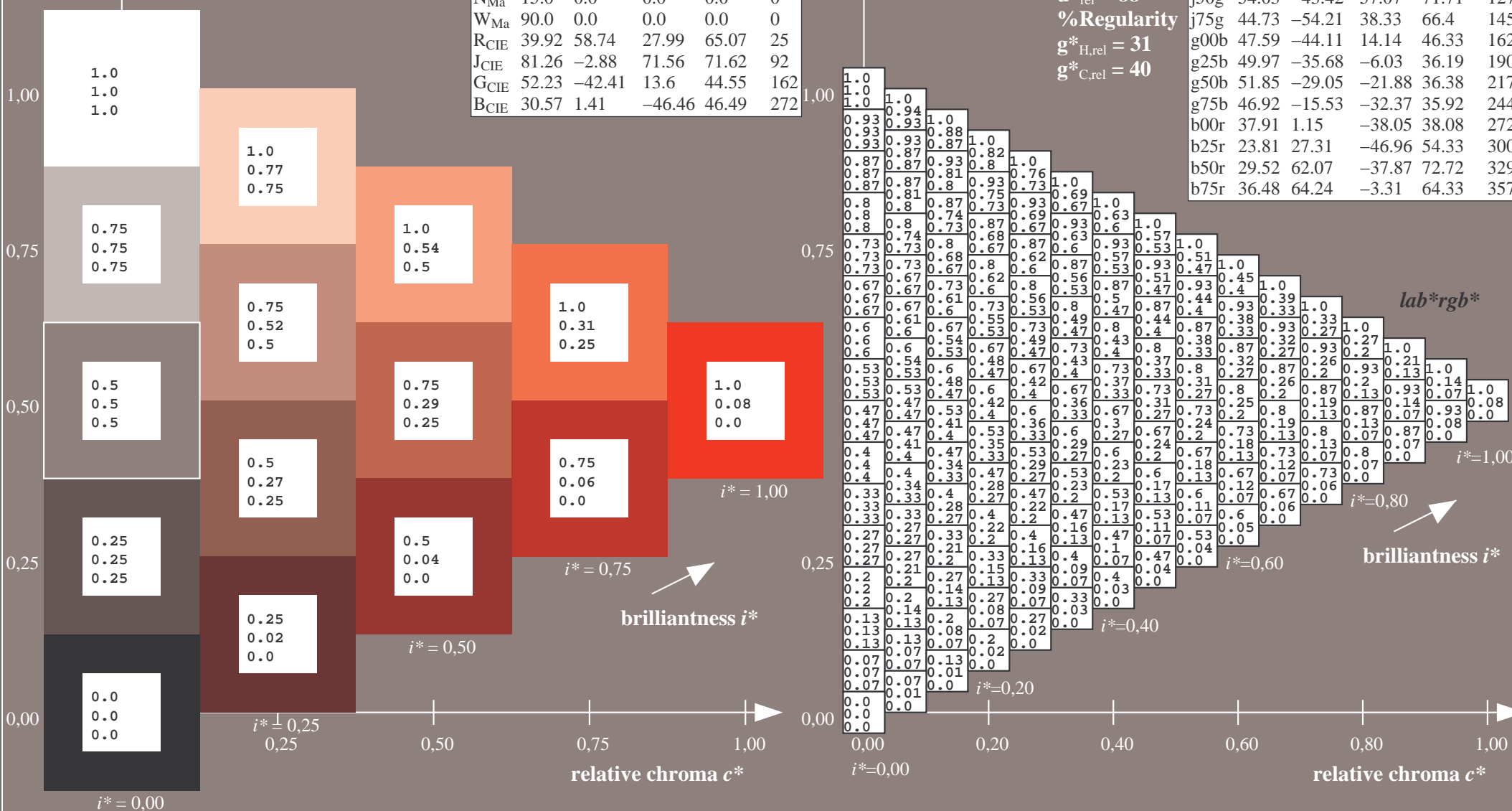
%Regularity

$g^*_{H,rel} = 31$

$g^*_{C,rel} = 40$

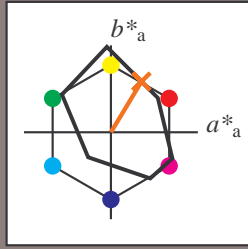
FRS15_90a; adapted (a) CIELAB data

	$L^*=L^*_a$	a^*_a	b^*_a	$C^*_{ab,a}$	$h^*_{ab,a}$
r00j	35.47	56.92	27.12	63.05	25
r25j	39.12	49.04	44.45	66.19	42
r50j	50.64	35.19	58.33	68.13	59
r75j	64.01	19.11	74.45	76.87	76
j00g	83.18	-3.93	97.56	97.64	92
j25g	66.73	-26.86	74.66	79.35	110
j50g	54.03	-43.42	57.07	71.71	127
j75g	44.73	-54.21	38.33	66.4	145
g00b	47.59	-44.11	14.14	46.33	162
g25b	49.97	-35.68	-6.03	36.19	190
g50b	51.85	-29.05	-21.88	36.38	217
g75b	46.92	-15.53	-32.37	35.92	244
b00r	37.91	1.15	-38.05	38.08	272
b25r	23.81	27.31	-46.96	54.33	300
b50r	29.52	62.07	-37.87	72.72	329
b75r	36.48	64.24	-3.31	64.33	357



Input and output: Colorimetric Printer Reflective System FRS15_90a for relative CIELAB hue $h^* = lab^*h^* = h_{ab}/360 = 59/360 = 0.164$
 data for any colour:

lab^*tch^* and lab^*icu^*
 elementary hue text:
 $u^* = r50j$
 contrast reduction factor:
 $c_R = 0.9$
 triangle lightness t^*



FRS15_90a; adapted (a) CIELAB data

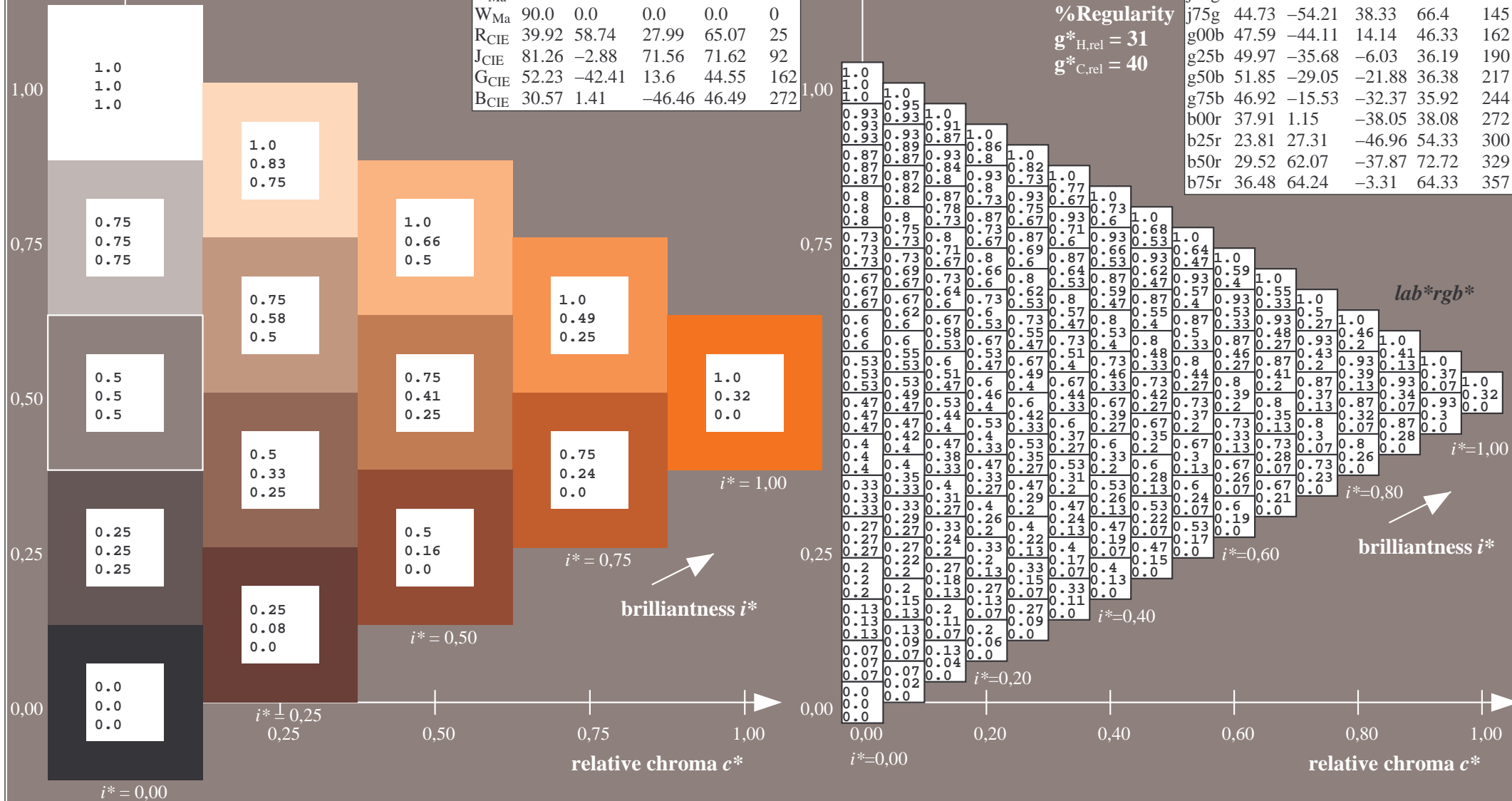
	$L^*=L^*_a$	a^*_a	b^*_a	$C^*_{ab,a}$	$h^*_{ab,a}$
O _{Ma}	35.06	53.93	39.55	66.88	36
Y _{Ma}	83.77	-4.63	98.26	98.37	93
L _{Ma}	44.13	-56.32	43.36	71.09	142
C _{Ma}	52.66	-26.18	-28.74	38.89	228
V _{Ma}	14.15	45.22	-53.06	69.72	310
M _{Ma}	37.37	70.69	-30.1	76.83	337
N _{Ma}	15.0	0.0	0.0	0.0	0
W _{Ma}	90.0	0.0	0.0	0.0	0
R _{CIE}	39.92	58.74	27.99	65.07	25
J _{CIE}	81.26	-2.88	71.56	71.62	92
G _{CIE}	52.23	-42.41	13.6	44.55	162
B _{CIE}	30.57	1.41	-46.46	46.49	272

Data for maximum colour (Ma):

$LAB^*LAB^*_{Ma}$: 51 35 58
 $LAB^*LCH^*_{Ma}$: 51 68 59
 $lab^*rgb^*_{Ma}$: 1.0 0.5 0.0
 $lab^*olv^*_{Ma}$: 1.0 0.32 0.0

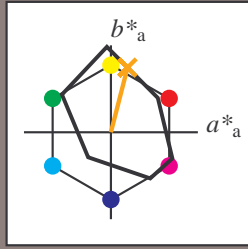
FRS15_90a; adapted (a) CIELAB data

	$L^*=L^*_a$	a^*_a	b^*_a	$C^*_{ab,a}$	$h^*_{ab,a}$
r00j	35.47	56.92	27.12	63.05	25
r25j	39.12	49.04	44.45	66.19	42
r50j	50.64	35.19	58.33	68.13	59
r75j	64.01	19.11	74.45	76.87	76
j00g	83.18	-3.93	97.56	97.64	92
j25g	66.73	-26.86	74.66	79.35	110
j50g	54.03	-43.42	57.07	71.71	127
j75g	44.73	-54.21	38.33	66.4	145
g00b	47.59	-44.11	14.14	46.33	162
g25b	49.97	-35.68	-6.03	36.19	190
g50b	51.85	-29.05	-21.88	36.38	217
g75b	46.92	-15.53	-32.37	35.92	244
b00r	37.91	1.15	-38.05	38.08	272
b25r	23.81	27.31	-46.96	54.33	300
b50r	29.52	62.07	-37.87	72.72	329
b75r	36.48	64.24	-3.31	64.33	357



Input and output: Colorimetric Printer Reflective System FRS15_90a for relative CIELAB hue $h^* = \text{lab}^*h^* = h_{ab}/360 = 76/360 = 0.21$
 data for any colour:

lab^*tch^* and lab^*icu^*
 elementary hue text:
 $u^* = r75j$
 contrast reduction factor:
 $c_R = 0.9$
 triangle lightness t^*



FRS15_90a; adapted (a) CIELAB data

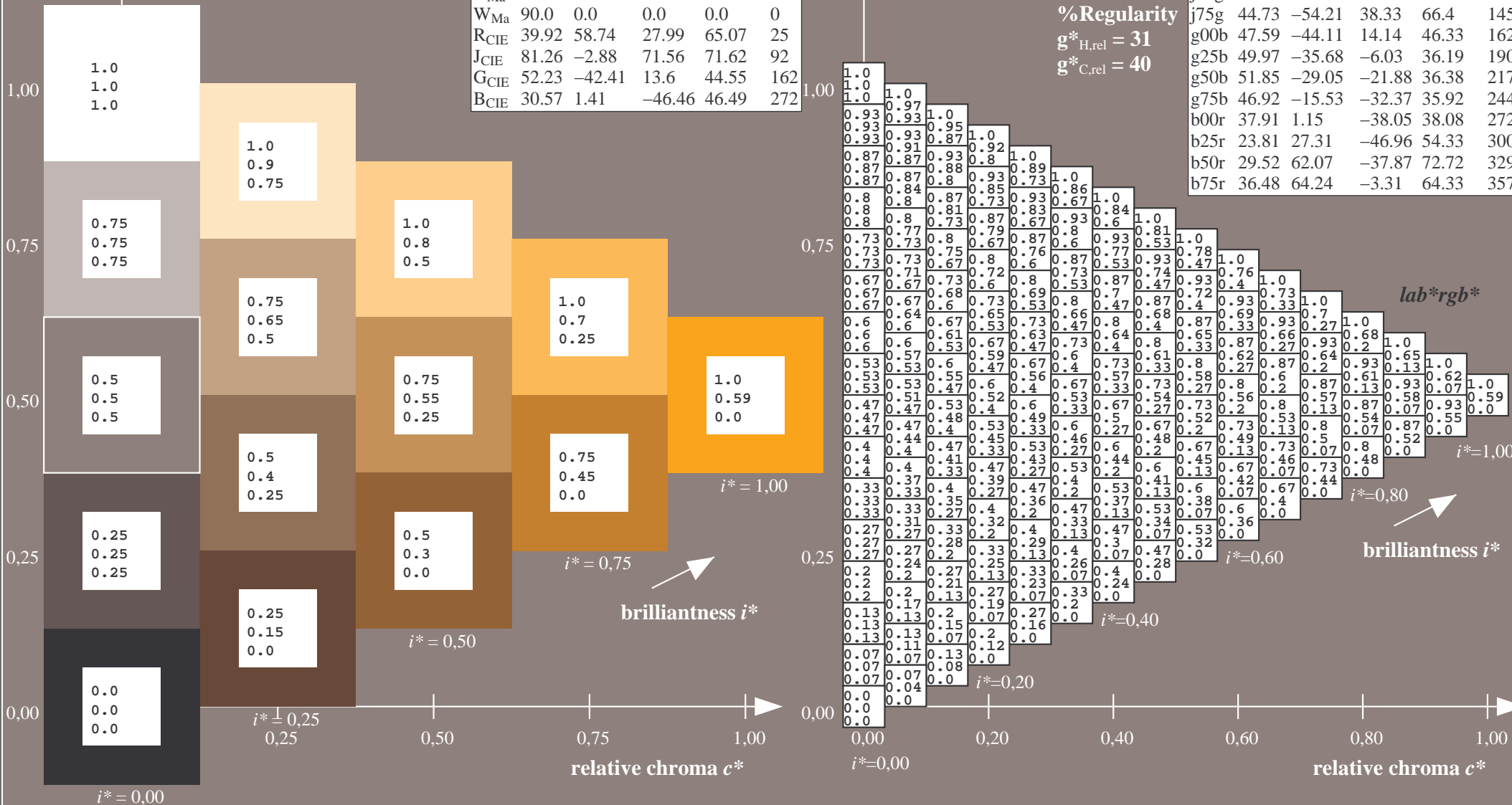
	$L^*=L^*_a$	a^*_a	b^*_a	$C^*_{ab,a}$	$h^*_{ab,a}$
O _{Ma}	35.06	53.93	39.55	66.88	36
Y _{Ma}	83.77	-4.63	98.26	98.37	93
L _{Ma}	44.13	-56.32	43.36	71.09	142
C _{Ma}	52.66	-26.18	-28.74	38.89	228
V _{Ma}	14.15	45.22	-53.06	69.72	310
M _{Ma}	37.37	70.69	-30.1	76.83	337
N _{Ma}	15.0	0.0	0.0	0.0	0
W _{Ma}	90.0	0.0	0.0	0.0	0
R _{CIE}	39.92	58.74	27.99	65.07	25
J _{CIE}	81.26	-2.88	71.56	71.62	92
G _{CIE}	52.23	-42.41	13.6	44.55	162
B _{CIE}	30.57	1.41	-46.46	46.49	272

Data for maximum colour (Ma):

$\text{LAB}^*\text{LAB}^*\text{Ma}$: 64 19 74
 $\text{LAB}^*\text{LCH}^*\text{Ma}$: 64 77 76
 $\text{lab}^*\text{rgb}^*\text{Ma}$: 1.0 0.75 0.0
 $\text{lab}^*\text{olv}^*\text{Ma}$: 1.0 0.59 0.0

FRS15_90a; adapted (a) CIELAB data

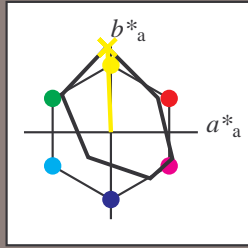
	$L^*=L^*_a$	a^*_a	b^*_a	$C^*_{ab,a}$	$h^*_{ab,a}$
r00j	35.47	56.92	27.12	63.05	25
r25j	39.12	49.04	44.45	66.19	42
r50j	50.64	35.19	58.33	68.13	59
r75j	64.01	19.11	74.45	76.87	76
j00g	83.18	-3.93	97.56	97.64	92
j25g	66.73	-26.86	74.66	79.35	110
j50g	54.03	-43.42	57.07	71.71	127
j75g	44.73	-54.21	38.33	66.4	145
g00b	47.59	-44.11	14.14	46.33	162
g25b	49.97	-35.68	-6.03	36.19	190
g50b	51.85	-29.05	-21.88	36.38	217
g75b	46.92	-15.53	-32.37	35.92	244
b00r	37.91	1.15	-38.05	38.08	272
b25r	23.81	27.31	-46.96	54.33	300
b50r	29.52	62.07	-37.87	72.72	329
b75r	36.48	64.24	-3.31	64.33	357



%Gamut
 $u^*_{rel} = 88$
 %Regularity
 $g^*_{H,rel} = 31$
 $g^*_{C,rel} = 40$

Input and output: Colorimetric Printer Reflective System FRS15_90a for relative CIELAB hue $h^* = lab^*h^* = h_{ab}/360 = 92/360 = 0.256$
 data for any colour:

lab^*tch^* and lab^*icu^*
 elementary hue text:
 $u^* = j00g$
 contrast reduction factor:
 $c_R = 0.9$
 triangle lightness t^*



FRS15_90a; adapted (a) CIELAB data

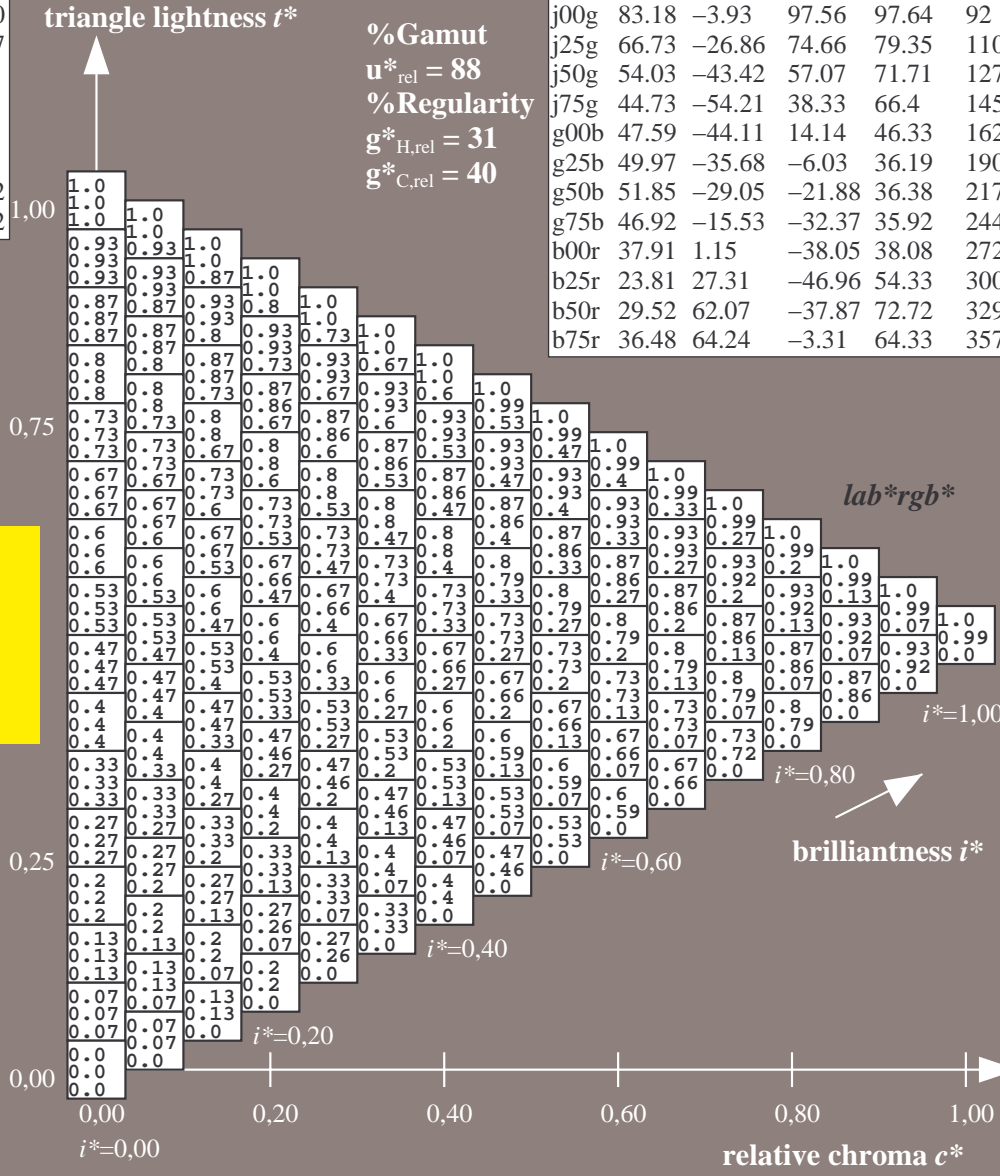
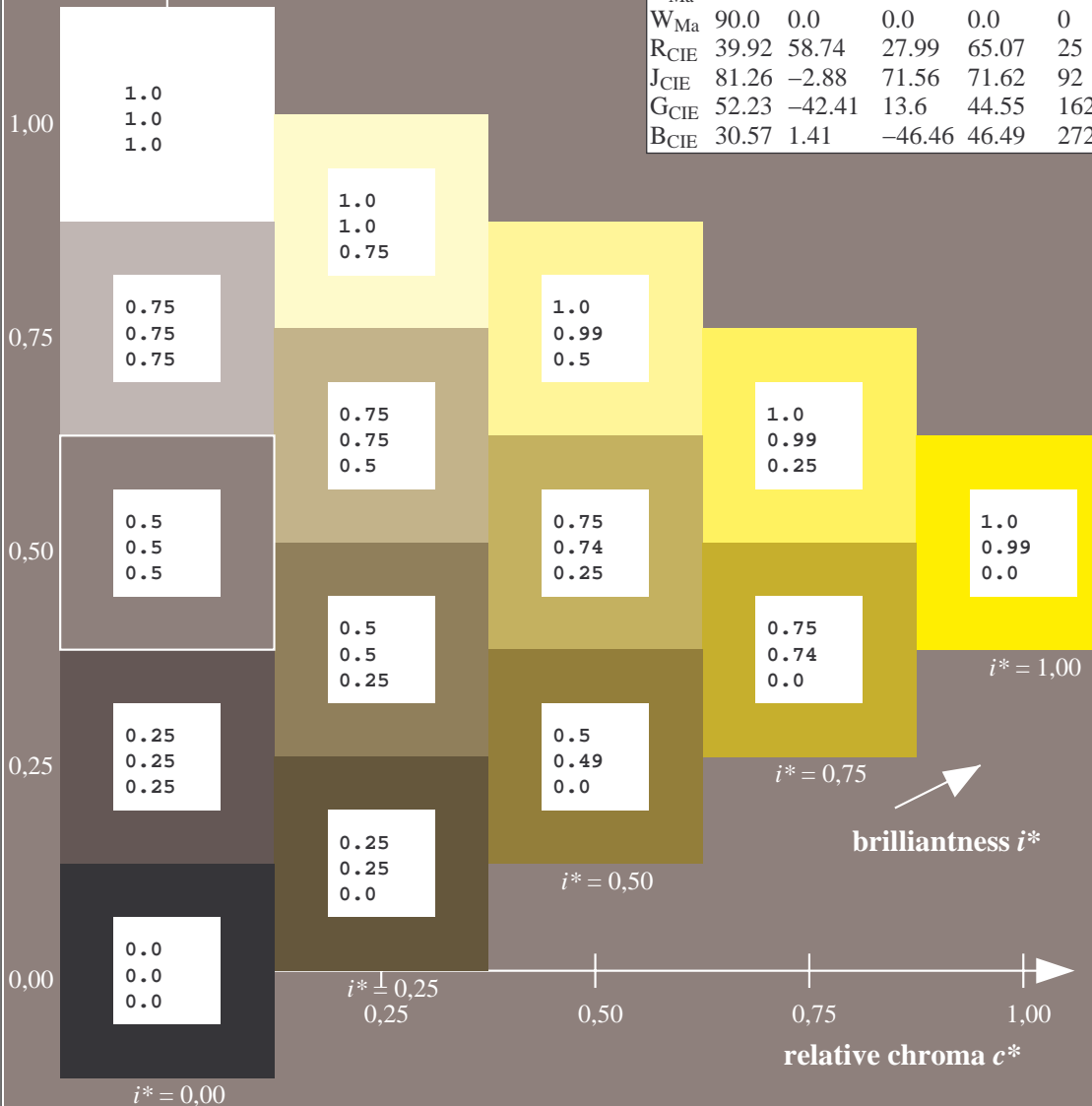
	$L^*=L^*_a$	a^*_a	b^*_a	$C^*_{ab,a}$	$h^*_{ab,a}$
O _{Ma}	35.06	53.93	39.55	66.88	36
Y _{Ma}	83.77	-4.63	98.26	98.37	93
L _{Ma}	44.13	-56.32	43.36	71.09	142
C _{Ma}	52.66	-26.18	-28.74	38.89	228
V _{Ma}	14.15	45.22	-53.06	69.72	310
M _{Ma}	37.37	70.69	-30.1	76.83	337
N _{Ma}	15.0	0.0	0.0	0.0	0
W _{Ma}	90.0	0.0	0.0	0.0	0
R _{CIE}	39.92	58.74	27.99	65.07	25
J _{CIE}	81.26	-2.88	71.56	71.62	92
G _{CIE}	52.23	-42.41	13.6	44.55	162
B _{CIE}	30.57	1.41	-46.46	46.49	272

Data for maximum colour (Ma):

LAB^*LAB^*Ma : 83 -3 98
 LAB^*LCH^*Ma : 83 98 92
 lab^*rgb^*Ma : 1.0 1.0 0.0
 lab^*olv^*Ma : 1.0 0.99 0.0

FRS15_90a; adapted (a) CIELAB data

	$L^*=L^*_a$	a^*_a	b^*_a	$C^*_{ab,a}$	$h^*_{ab,a}$
r00j	35.47	56.92	27.12	63.05	25
r25j	39.12	49.04	44.45	66.19	42
r50j	50.64	35.19	58.33	68.13	59
r75j	64.01	19.11	74.45	76.87	76
j00g	83.18	-3.93	97.56	97.64	92
j25g	66.73	-26.86	74.66	79.35	110
j50g	54.03	-43.42	57.07	71.71	127
j75g	44.73	-54.21	38.33	66.4	145
g00b	47.59	-44.11	14.14	46.33	162
g25b	49.97	-35.68	-6.03	36.19	190
g50b	51.85	-29.05	-21.88	36.38	217
g75b	46.92	-15.53	-32.37	35.92	244
b00r	37.91	1.15	-38.05	38.08	272
b25r	23.81	27.31	-46.96	54.33	300
b50r	29.52	62.07	-37.87	72.72	329
b75r	36.48	64.24	-3.31	64.33	357

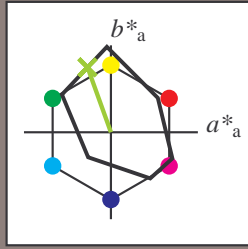


%Gamut
 $u^*_{rel} = 88$
 %Regularity
 $g^*_{H,rel} = 31$
 $g^*_{C,rel} = 40$

Input and output: Colorimetric Printer Reflective System FRS15_90a for relative CIELAB hue $h^* = lab^*h^* = h_{ab}/360 = 110/360 = 0.305$
 data for any colour:

$u^* = j25g$
 lab^*rgb^*

lab^*tch^* and lab^*icu^*
 elementary hue text:
 $u^* = j25g$
 contrast reduction factor:
 $c_R = 0.9$
 triangle lightness t^*



FRS15_90a; adapted (a) CIELAB data

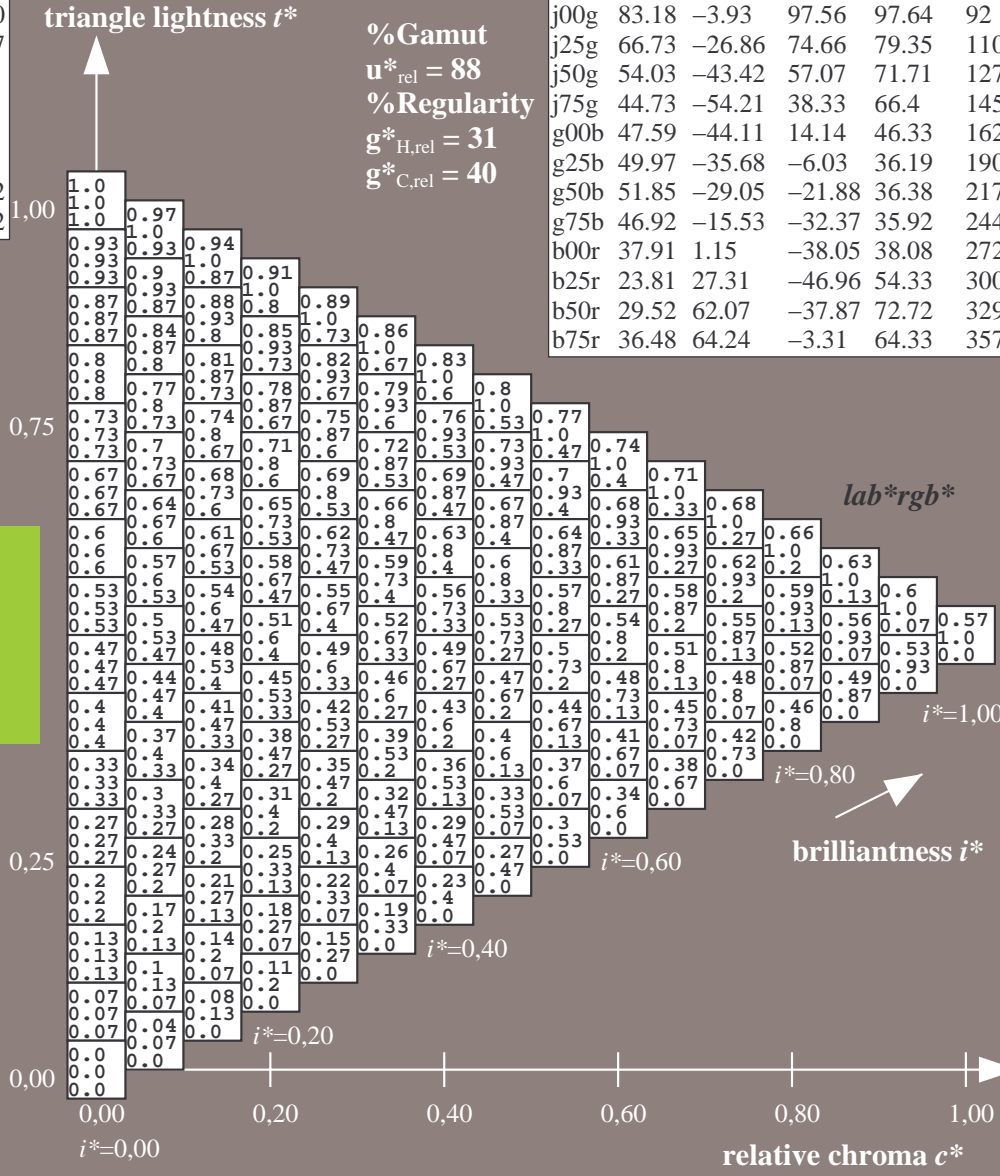
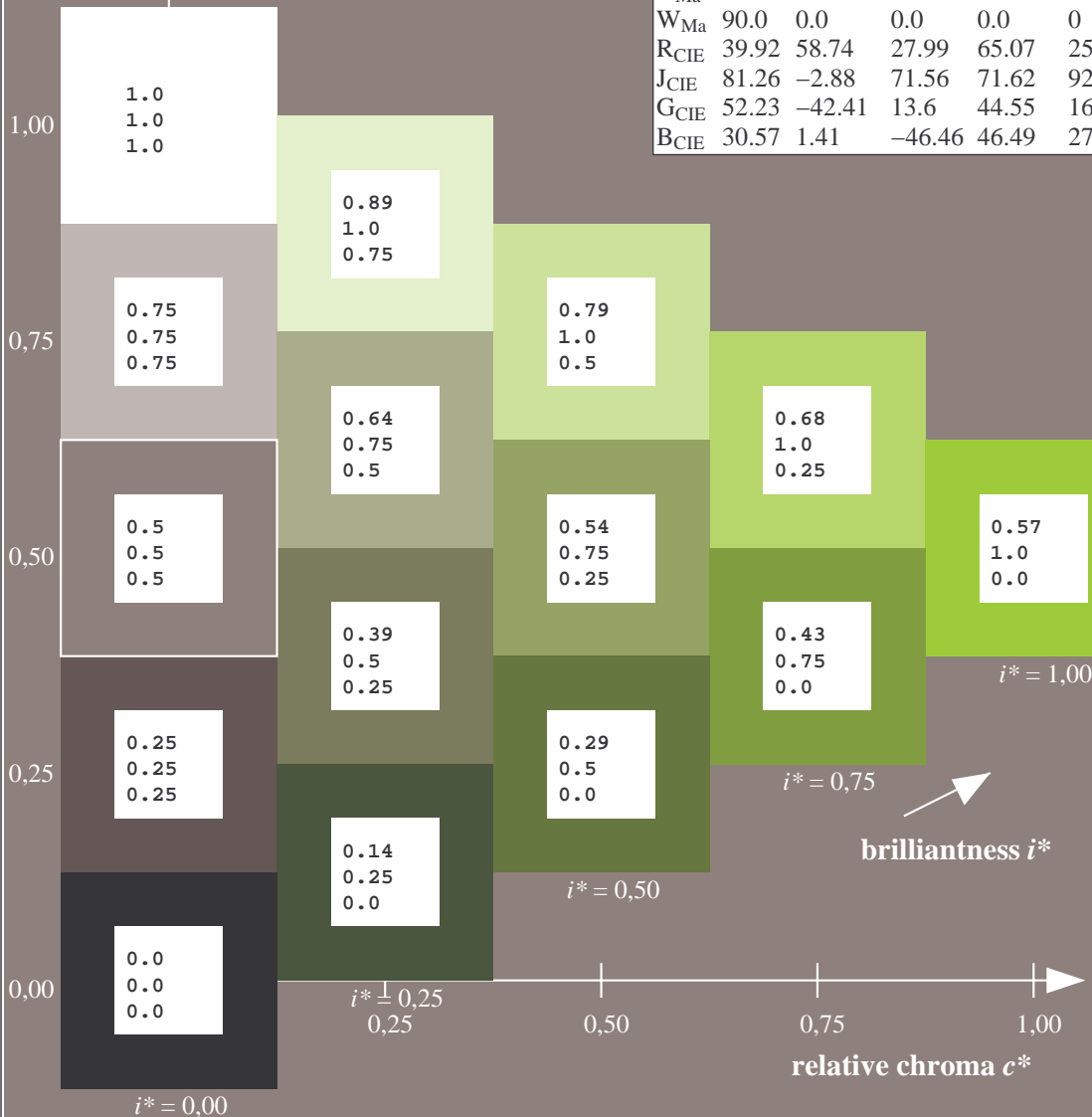
	$L^*=L^*_a$	a^*_a	b^*_a	$C^*_{ab,a}$	$h^*_{ab,a}$
O _{Ma}	35.06	53.93	39.55	66.88	36
Y _{Ma}	83.77	-4.63	98.26	98.37	93
L _{Ma}	44.13	-56.32	43.36	71.09	142
C _{Ma}	52.66	-26.18	-28.74	38.89	228
V _{Ma}	14.15	45.22	-53.06	69.72	310
M _{Ma}	37.37	70.69	-30.1	76.83	337
N _{Ma}	15.0	0.0	0.0	0.0	0
W _{Ma}	90.0	0.0	0.0	0.0	0
R _{CIE}	39.92	58.74	27.99	65.07	25
J _{CIE}	81.26	-2.88	71.56	71.62	92
G _{CIE}	52.23	-42.41	13.6	44.55	162
B _{CIE}	30.57	1.41	-46.46	46.49	272

Data for maximum colour (Ma):

$LAB^*LAB^*Ma: 67 -26 75$
 $LAB^*LCH^*Ma: 67 79 110$
 $lab^*rgb^*Ma: 0.75 1.0 0.0$
 $lab^*olv^*Ma: 0.57 1.0 0.0$

FRS15_90a; adapted (a) CIELAB data

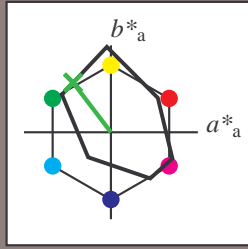
	$L^*=L^*_a$	a^*_a	b^*_a	$C^*_{ab,a}$	$h^*_{ab,a}$
r00j	35.47	56.92	27.12	63.05	25
r25j	39.12	49.04	44.45	66.19	42
r50j	50.64	35.19	58.33	68.13	59
r75j	64.01	19.11	74.45	76.87	76
j00g	83.18	-3.93	97.56	97.64	92
j25g	66.73	-26.86	74.66	79.35	110
j50g	54.03	-43.42	57.07	71.71	127
j75g	44.73	-54.21	38.33	66.4	145
g00b	47.59	-44.11	14.14	46.33	162
g25b	49.97	-35.68	-6.03	36.19	190
g50b	51.85	-29.05	-21.88	36.38	217
g75b	46.92	-15.53	-32.37	35.92	244
b00r	37.91	1.15	-38.05	38.08	272
b25r	23.81	27.31	-46.96	54.33	300
b50r	29.52	62.07	-37.87	72.72	329
b75r	36.48	64.24	-3.31	64.33	357



Input and output: Colorimetric Printer Reflective System FRS15_90a for relative CIELAB hue $h^* = lab^*h^* = h_{ab}/360 = 127/360 = 0.354$
 data for any colour:

$u^* = j50g$
 lab^*rgb^*

lab^*tch^* and lab^*icu^*
 elementary hue text:
 $u^* = j50g$
 contrast reduction factor:
 $c_R = 0.9$
 triangle lightness t^*



FRS15_90a; adapted (a) CIELAB data

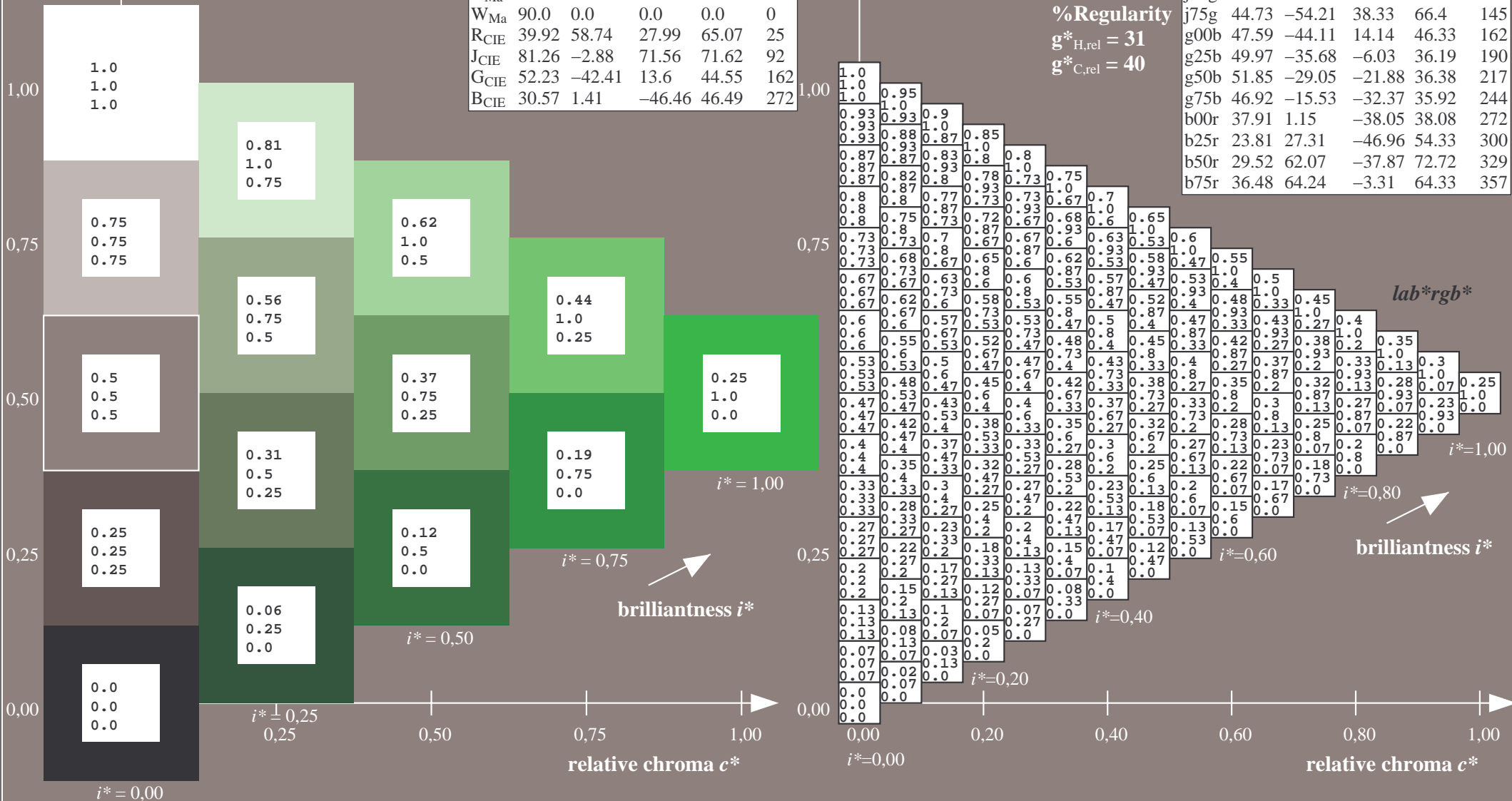
	$L^*=L^*_a$	a^*_a	b^*_a	$C^*_{ab,a}$	$h^*_{ab,a}$
O _{Ma}	35.06	53.93	39.55	66.88	36
Y _{Ma}	83.77	-4.63	98.26	98.37	93
L _{Ma}	44.13	-56.32	43.36	71.09	142
C _{Ma}	52.66	-26.18	-28.74	38.89	228
V _{Ma}	14.15	45.22	-53.06	69.72	310
M _{Ma}	37.37	70.69	-30.1	76.83	337
N _{Ma}	15.0	0.0	0.0	0.0	0
W _{Ma}	90.0	0.0	0.0	0.0	0
R _{CIE}	39.92	58.74	27.99	65.07	25
J _{CIE}	81.26	-2.88	71.56	71.62	92
G _{CIE}	52.23	-42.41	13.6	44.55	162
B _{CIE}	30.57	1.41	-46.46	46.49	272

Data for maximum colour (Ma):

$LAB^*LAB^*Ma: 54 -42 57$
 $LAB^*LCH^*Ma: 54 72 127$
 $lab^*rgb^*Ma: 0.5 1.0 0.0$
 $lab^*olv^*Ma: 0.25 1.0 0.0$

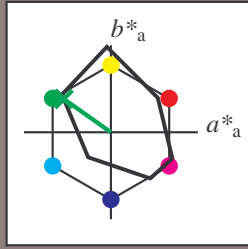
FRS15_90a; adapted (a) CIELAB data

	$L^*=L^*_a$	a^*_a	b^*_a	$C^*_{ab,a}$	$h^*_{ab,a}$
r00j	35.47	56.92	27.12	63.05	25
r25j	39.12	49.04	44.45	66.19	42
r50j	50.64	35.19	58.33	68.13	59
r75j	64.01	19.11	74.45	76.87	76
j00g	83.18	-3.93	97.56	97.64	92
j25g	66.73	-26.86	74.66	79.35	110
j50g	54.03	-43.42	57.07	71.71	127
j75g	44.73	-54.21	38.33	66.4	145
g00b	47.59	-44.11	14.14	46.33	162
g25b	49.97	-35.68	-6.03	36.19	190
g50b	51.85	-29.05	-21.88	36.38	217
g75b	46.92	-15.53	-32.37	35.92	244
b00r	37.91	1.15	-38.05	38.08	272
b25r	23.81	27.31	-46.96	54.33	300
b50r	29.52	62.07	-37.87	72.72	329
b75r	36.48	64.24	-3.31	64.33	357



Input and output: Colorimetric Printer Reflective System FRS15_90a for relative CIELAB hue $h^* = lab^*h^* = h_{ab}/360 = 145/360 = 0.402$
 data for any colour:

lab^*tch^* and lab^*icu^*
 elementary hue text:
 $u^* = j75g$
 contrast reduction factor:
 $c_R = 0.9$
 triangle lightness t^*



FRS15_90a; adapted (a) CIELAB data

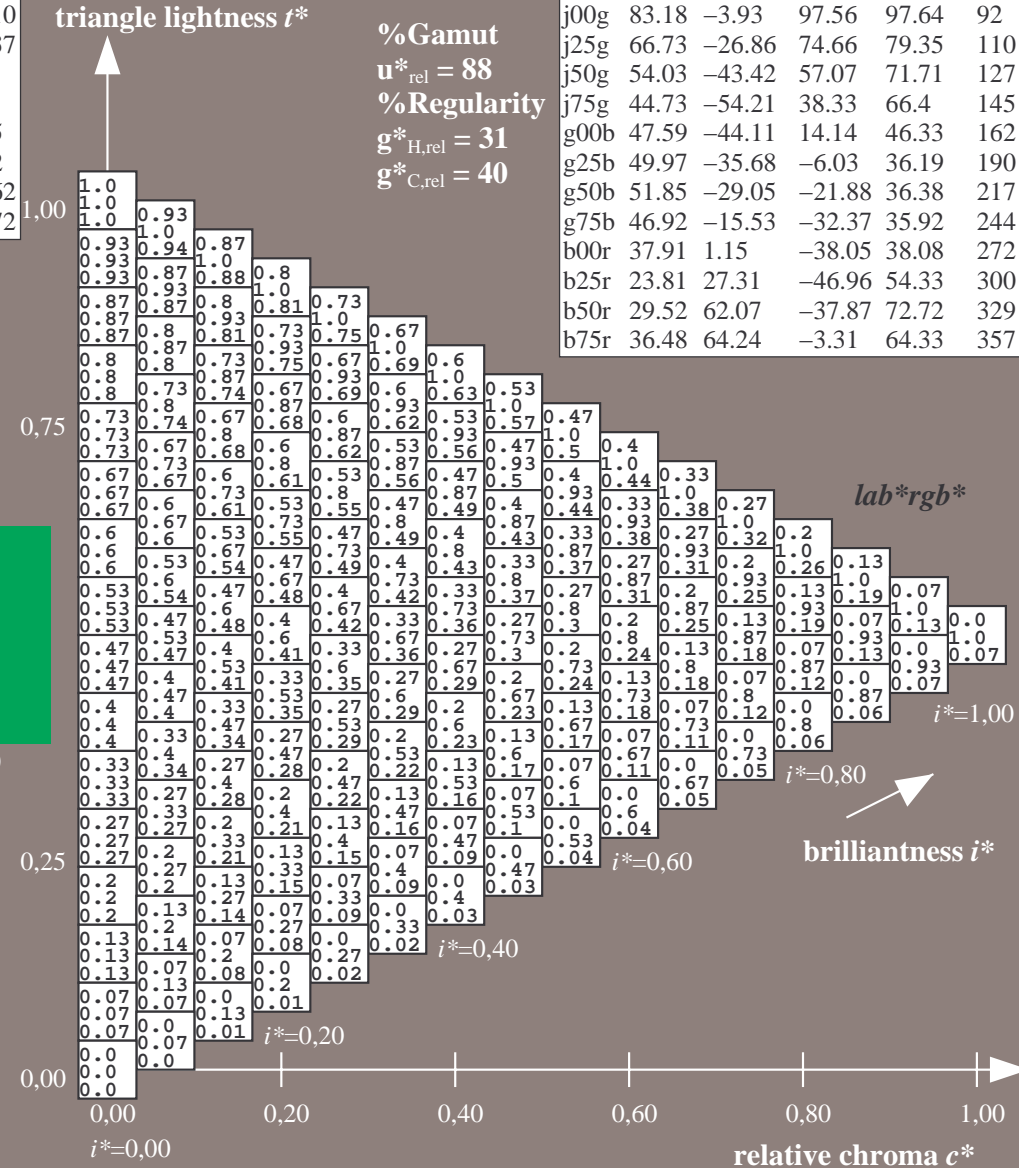
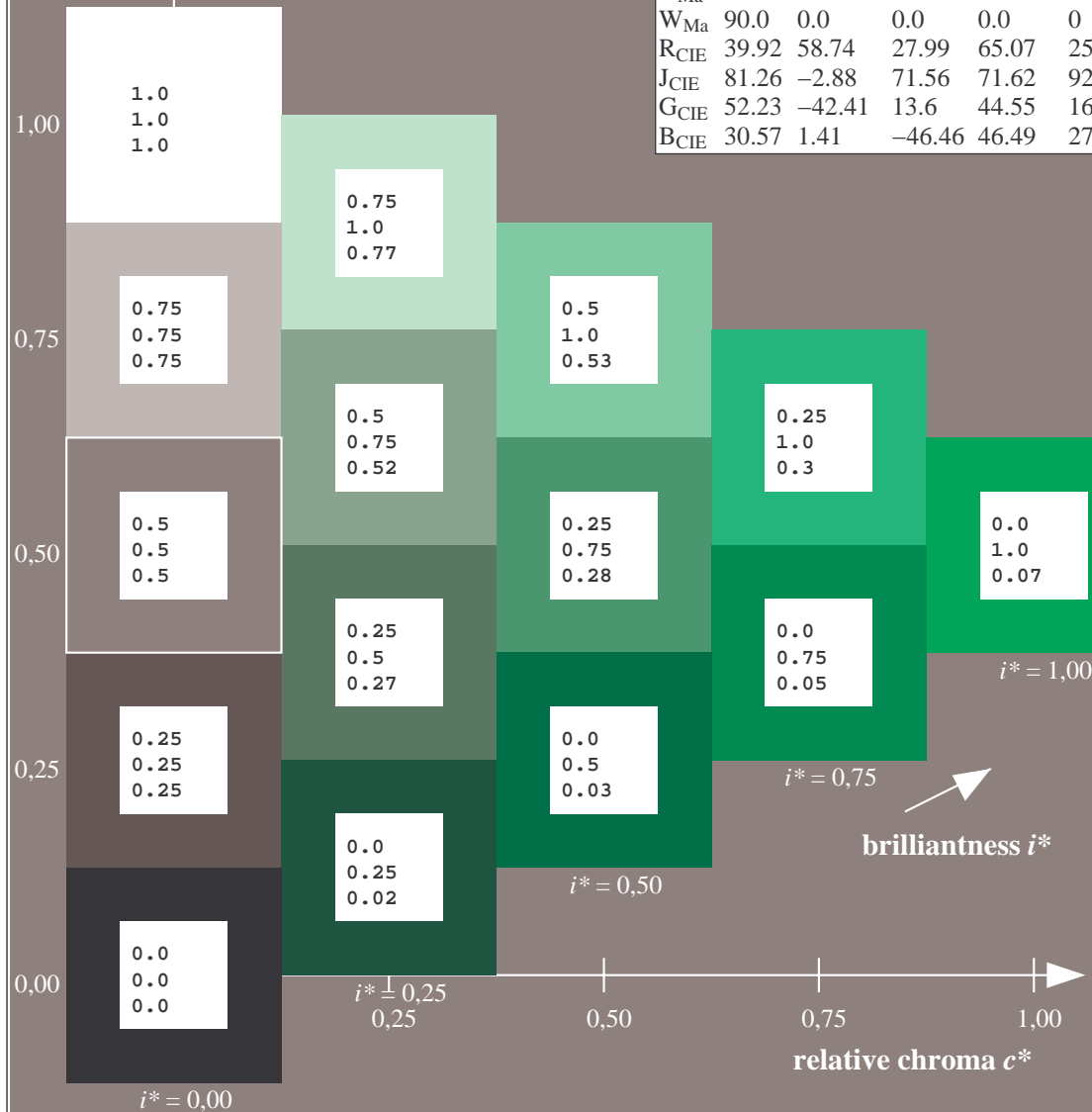
	$L^*=L^*_a$	a^*_a	b^*_a	$C^*_{ab,a}$	$h^*_{ab,a}$
O _{Ma}	35.06	53.93	39.55	66.88	36
Y _{Ma}	83.77	-4.63	98.26	98.37	93
L _{Ma}	44.13	-56.32	43.36	71.09	142
C _{Ma}	52.66	-26.18	-28.74	38.89	228
V _{Ma}	14.15	45.22	-53.06	69.72	310
M _{Ma}	37.37	70.69	-30.1	76.83	337
N _{Ma}	15.0	0.0	0.0	0.0	0
W _{Ma}	90.0	0.0	0.0	0.0	0
R _{CIE}	39.92	58.74	27.99	65.07	25
J _{CIE}	81.26	-2.88	71.56	71.62	92
G _{CIE}	52.23	-42.41	13.6	44.55	162
B _{CIE}	30.57	1.41	-46.46	46.49	272

Data for maximum colour (Ma):

$LAB^*LAB^*_{Ma}$: 45 -53 38
 $LAB^*LCH^*_{Ma}$: 45 66 145
 $lab^*rgb^*_{Ma}$: 0.25 1.0 0.0
 $lab^*olv^*_{Ma}$: 0.0 1.0 0.07

FRS15_90a; adapted (a) CIELAB data

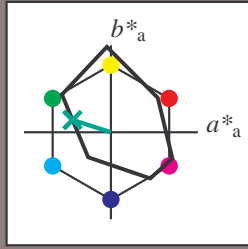
	$L^*=L^*_a$	a^*_a	b^*_a	$C^*_{ab,a}$	$h^*_{ab,a}$
r00j	35.47	56.92	27.12	63.05	25
r25j	39.12	49.04	44.45	66.19	42
r50j	50.64	35.19	58.33	68.13	59
r75j	64.01	19.11	74.45	76.87	76
j00g	83.18	-3.93	97.56	97.64	92
j25g	66.73	-26.86	74.66	79.35	110
j50g	54.03	-43.42	57.07	71.71	127
j75g	44.73	-54.21	38.33	66.4	145
g00b	47.59	-44.11	14.14	46.33	162
g25b	49.97	-35.68	-6.03	36.19	190
g50b	51.85	-29.05	-21.88	36.38	217
g75b	46.92	-15.53	-32.37	35.92	244
b00r	37.91	1.15	-38.05	38.08	272
b25r	23.81	27.31	-46.96	54.33	300
b50r	29.52	62.07	-37.87	72.72	329
b75r	36.48	64.24	-3.31	64.33	357



Input and output: Colorimetric Printer Reflective System FRS15_90a for relative CIELAB hue $h^* = lab^*h^* = h_{ab}/360 = 162/360 = 0.451$
 data for any colour:

$u^* = g00b$
 lab^*rgb^*

lab^*tch^* and lab^*icu^*
 elementary hue text:
 $u^* = g00b$
 contrast reduction factor:
 $c_R = 0.9$
 triangle lightness t^*



FRS15_90a; adapted (a) CIELAB data

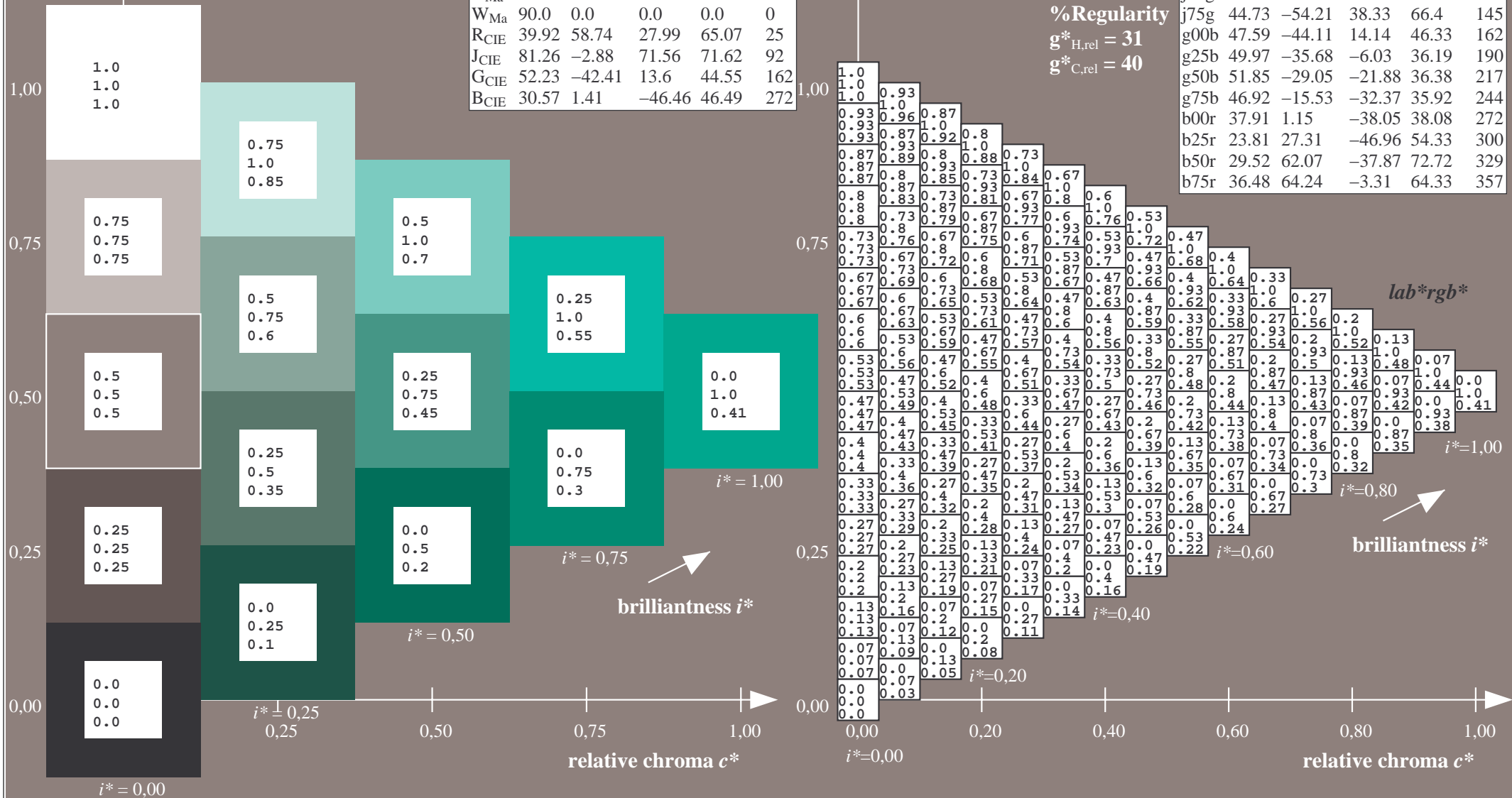
	$L^*=L^*_a$	a^*_a	b^*_a	$C^*_{ab,a}$	$h^*_{ab,a}$
O _{Ma}	35.06	53.93	39.55	66.88	36
Y _{Ma}	83.77	-4.63	98.26	98.37	93
L _{Ma}	44.13	-56.32	43.36	71.09	142
C _{Ma}	52.66	-26.18	-28.74	38.89	228
V _{Ma}	14.15	45.22	-53.06	69.72	310
M _{Ma}	37.37	70.69	-30.1	76.83	337
N _{Ma}	15.0	0.0	0.0	0.0	0
W _{Ma}	90.0	0.0	0.0	0.0	0
R _{CIE}	39.92	58.74	27.99	65.07	25
J _{CIE}	81.26	-2.88	71.56	71.62	92
G _{CIE}	52.23	-42.41	13.6	44.55	162
B _{CIE}	30.57	1.41	-46.46	46.49	272

Data for maximum colour (Ma):

$LAB^*LAB^*_{Ma}$: 48 -43 14
 $LAB^*LCH^*_{Ma}$: 48 46 162
 $lab^*rgb^*_{Ma}$: 0.0 1.0 0.0
 $lab^*olv^*_{Ma}$: 0.0 1.0 0.41

FRS15_90a; adapted (a) CIELAB data

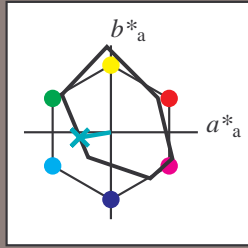
	$L^*=L^*_a$	a^*_a	b^*_a	$C^*_{ab,a}$	$h^*_{ab,a}$
r00j	35.47	56.92	27.12	63.05	25
r25j	39.12	49.04	44.45	66.19	42
r50j	50.64	35.19	58.33	68.13	59
r75j	64.01	19.11	74.45	76.87	76
j00g	83.18	-3.93	97.56	97.64	92
j25g	66.73	-26.86	74.66	79.35	110
j50g	54.03	-43.42	57.07	71.71	127
j75g	44.73	-54.21	38.33	66.4	145
g00b	47.59	-44.11	14.14	46.33	162
g25b	49.97	-35.68	-6.03	36.19	190
g50b	51.85	-29.05	-21.88	36.38	217
g75b	46.92	-15.53	-32.37	35.92	244
b00r	37.91	1.15	-38.05	38.08	272
b25r	23.81	27.31	-46.96	54.33	300
b50r	29.52	62.07	-37.87	72.72	329
b75r	36.48	64.24	-3.31	64.33	357



Input and output: Colorimetric Printer Reflective System FRS15_90a for relative CIELAB hue $h^* = lab^*h^* = h_{ab}/360 = 190/360 = 0.527$
 data for any colour:

$u^* = g25b$
 lab^*rgb^*

lab^*tch^* and lab^*icu^*
 elementary hue text:
 $u^* = g25b$
 contrast reduction factor:
 $c_R = 0.9$
 triangle lightness t^*



FRS15_90a; adapted (a) CIELAB data

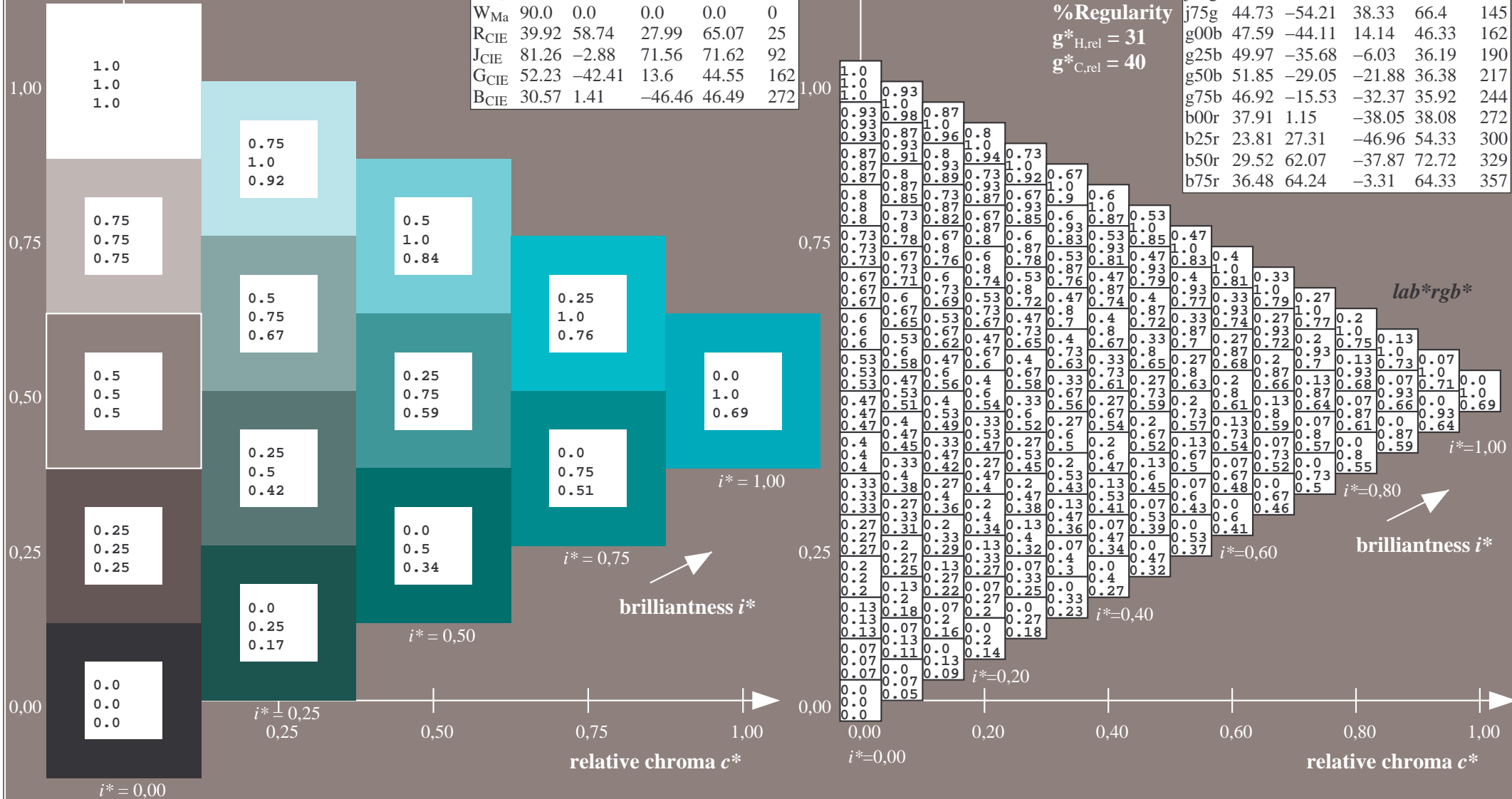
	$L^*=L^*_a$	a^*_a	b^*_a	$C^*_{ab,a}$	$h^*_{ab,a}$
O _{Ma}	35.06	53.93	39.55	66.88	36
Y _{Ma}	83.77	-4.63	98.26	98.37	93
L _{Ma}	44.13	-56.32	43.36	71.09	142
C _{Ma}	52.66	-26.18	-28.74	38.89	228
V _{Ma}	14.15	45.22	-53.06	69.72	310
M _{Ma}	37.37	70.69	-30.1	76.83	337
N _{Ma}	15.0	0.0	0.0	0.0	0
W _{Ma}	90.0	0.0	0.0	0.0	0
R _{CIE}	39.92	58.74	27.99	65.07	25
J _{CIE}	81.26	-2.88	71.56	71.62	92
G _{CIE}	52.23	-42.41	13.6	44.55	162
B _{CIE}	30.57	1.41	-46.46	46.49	272

Data for maximum colour (Ma):

$LAB^*LAB^*_Ma: 50 \ -35 \ -5$
 $LAB^*LCH^*_Ma: 50 \ 36 \ 190$
 $lab^*rgb^*_Ma: 0.0 \ 1.0 \ 0.5$
 $lab^*olv^*_Ma: 0.0 \ 1.0 \ 0.69$

FRS15_90a; adapted (a) CIELAB data

	$L^*=L^*_a$	a^*_a	b^*_a	$C^*_{ab,a}$	$h^*_{ab,a}$
r00j	35.47	56.92	27.12	63.05	25
r25j	39.12	49.04	44.45	66.19	42
r50j	50.64	35.19	58.33	68.13	59
r75j	64.01	19.11	74.45	76.87	76
j00g	83.18	-3.93	97.56	97.64	92
j25g	66.73	-26.86	74.66	79.35	110
j50g	54.03	-43.42	57.07	71.71	127
j75g	44.73	-54.21	38.33	66.4	145
g00b	47.59	-44.11	14.14	46.33	162
g25b	49.97	-35.68	-6.03	36.19	190
g50b	51.85	-29.05	-21.88	36.38	217
g75b	46.92	-15.53	-32.37	35.92	244
b00r	37.91	1.15	-38.05	38.08	272
b25r	23.81	27.31	-46.96	54.33	300
b50r	29.52	62.07	-37.87	72.72	329
b75r	36.48	64.24	-3.31	64.33	357

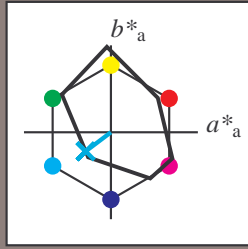


%Gamut
 $u^*_{rel} = 88$
 %Regularity
 $g^*_{H,rel} = 31$
 $g^*_{C,rel} = 40$

Input and output: Colorimetric Printer Reflective System FRS15_90a for relative CIELAB hue $h^* = lab^*h^* = h_{ab}/360 = 217/360 = 0.603$
 data for any colour:

$u^* = g50b$
 lab^*rgb^*

lab^*tch^* and lab^*icu^*
 elementary hue text:
 $u^* = g50b$
 contrast reduction factor:
 $c_R = 0.9$
 triangle lightness t^*



FRS15_90a; adapted (a) CIELAB data

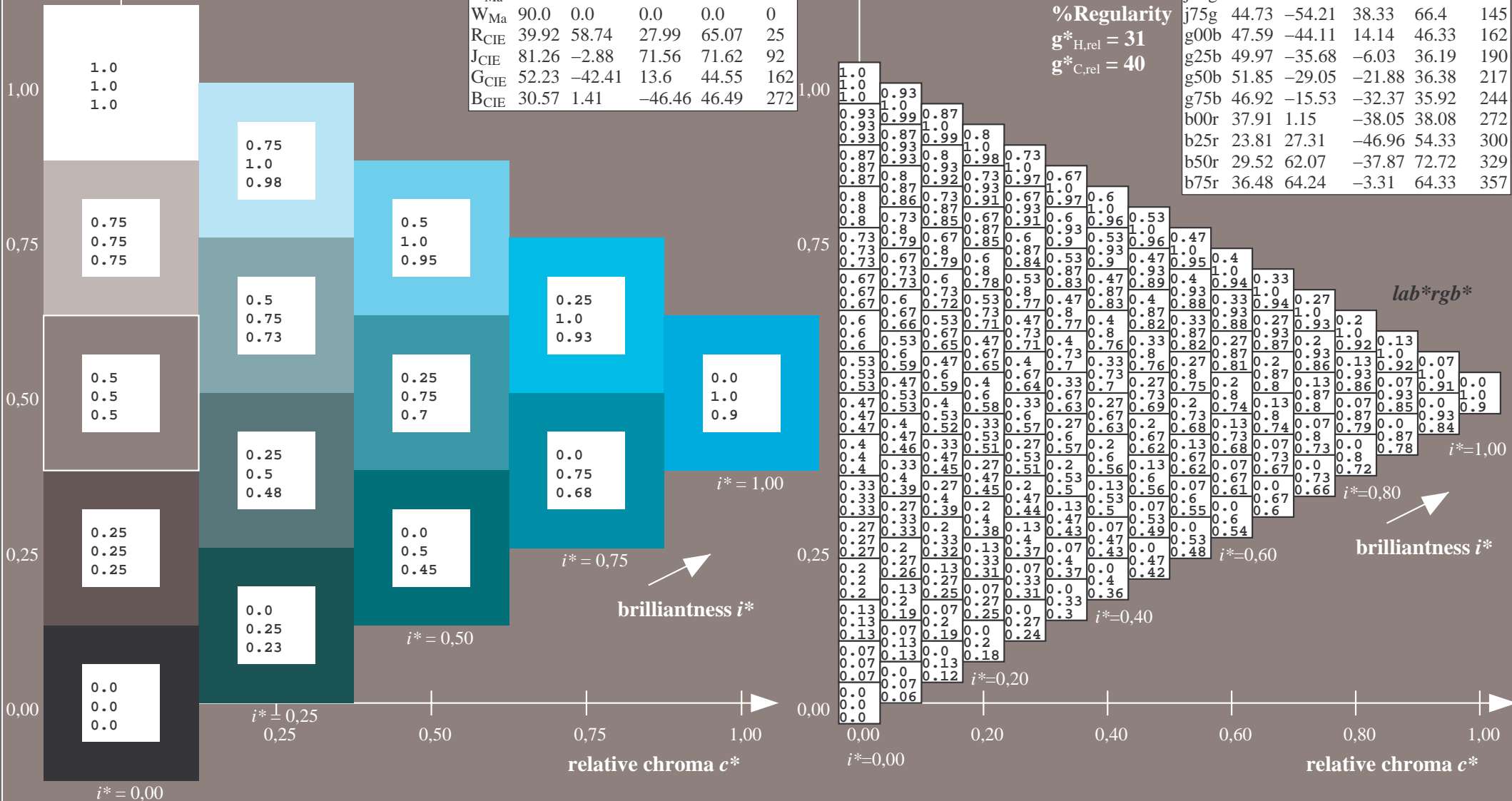
	$L^*=L^*_a$	a^*_a	b^*_a	$C^*_{ab,a}$	$h^*_{ab,a}$
O _{Ma}	35.06	53.93	39.55	66.88	36
Y _{Ma}	83.77	-4.63	98.26	98.37	93
L _{Ma}	44.13	-56.32	43.36	71.09	142
C _{Ma}	52.66	-26.18	-28.74	38.89	228
V _{Ma}	14.15	45.22	-53.06	69.72	310
M _{Ma}	37.37	70.69	-30.1	76.83	337
N _{Ma}	15.0	0.0	0.0	0.0	0
W _{Ma}	90.0	0.0	0.0	0.0	0
R _{CIE}	39.92	58.74	27.99	65.07	25
J _{CIE}	81.26	-2.88	71.56	71.62	92
G _{CIE}	52.23	-42.41	13.6	44.55	162
B _{CIE}	30.57	1.41	-46.46	46.49	272

Data for maximum colour (Ma):

$LAB^*LAB^*_{Ma}$: 52 -28 -21
 $LAB^*LCH^*_{Ma}$: 52 36 217
 $lab^*rgb^*_{Ma}$: 0.0 1.0 1.0
 $lab^*olv^*_{Ma}$: 0.0 1.0 0.9

FRS15_90a; adapted (a) CIELAB data

	$L^*=L^*_a$	a^*_a	b^*_a	$C^*_{ab,a}$	$h^*_{ab,a}$
r00j	35.47	56.92	27.12	63.05	25
r25j	39.12	49.04	44.45	66.19	42
r50j	50.64	35.19	58.33	68.13	59
r75j	64.01	19.11	74.45	76.87	76
j00g	83.18	-3.93	97.56	97.64	92
j25g	66.73	-26.86	74.66	79.35	110
j50g	54.03	-43.42	57.07	71.71	127
j75g	44.73	-54.21	38.33	66.4	145
g00b	47.59	-44.11	14.14	46.33	162
g25b	49.97	-35.68	-6.03	36.19	190
g50b	51.85	-29.05	-21.88	36.38	217
g75b	46.92	-15.53	-32.37	35.92	244
b00r	37.91	1.15	-38.05	38.08	272
b25r	23.81	27.31	-46.96	54.33	300
b50r	29.52	62.07	-37.87	72.72	329
b75r	36.48	64.24	-3.31	64.33	357

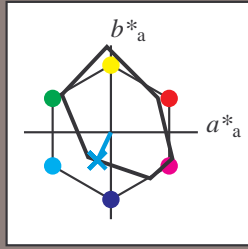


%Gamut
 $u^*_{rel} = 88$
 %Regularity
 $g^*_{H,rel} = 31$
 $g^*_{C,rel} = 40$

Input and output: Colorimetric Printer Reflective System FRS15_90a for relative CIELAB hue $h^* = lab^*h^* = h_{ab}/360 = 244/360 = 0.679$
 data for any colour:

$u^* = g75b$
 lab^*rgb^*

lab^*tch^* and lab^*icu^*
 elementary hue text:
 $u^* = g75b$
 contrast reduction factor:
 $c_R = 0.9$
 triangle lightness t^*



FRS15_90a; adapted (a) CIELAB data

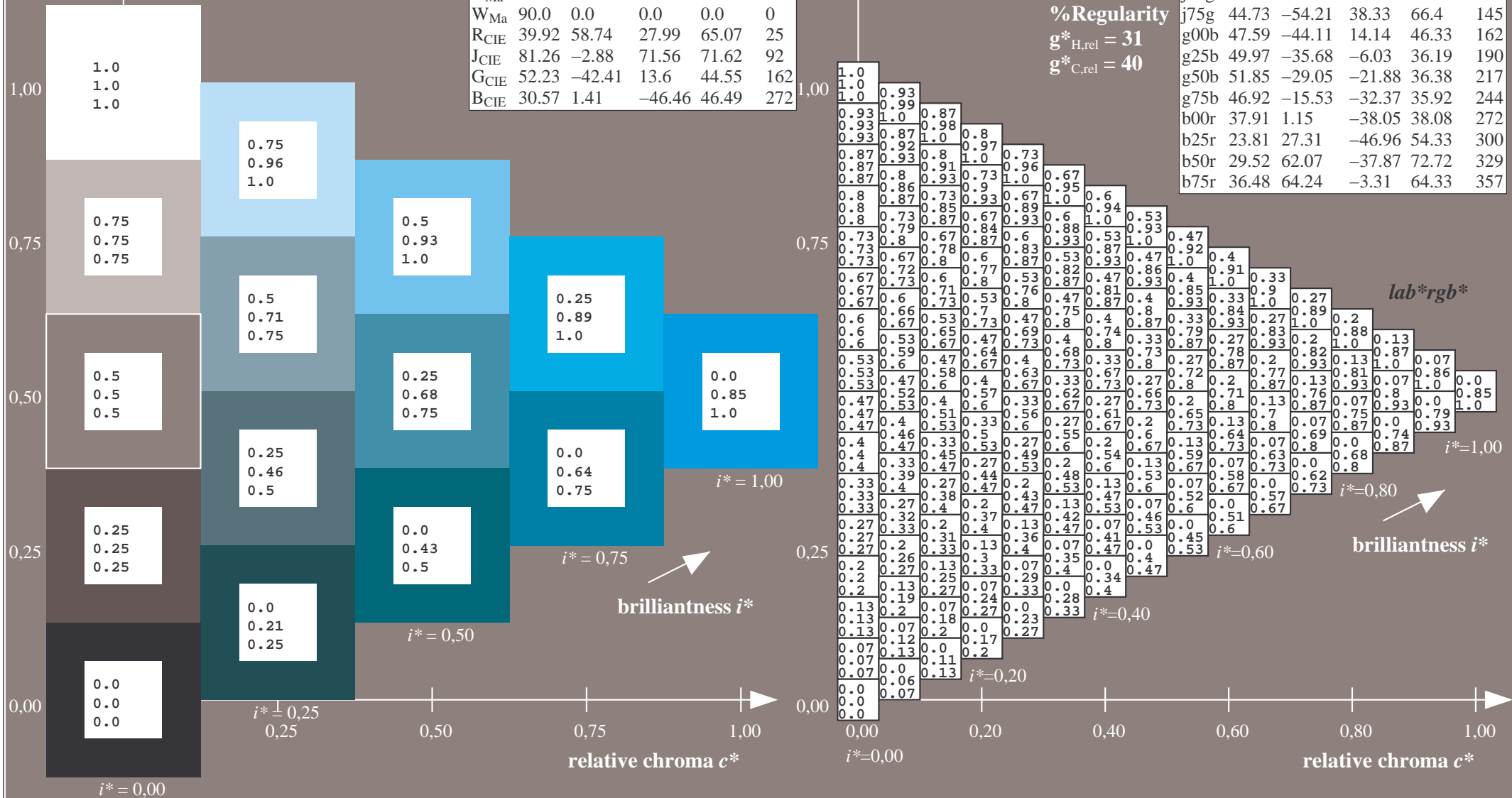
	$L^*=L^*_a$	a^*_a	b^*_a	$C^*_{ab,a}$	$h^*_{ab,a}$
O _{Ma}	35.06	53.93	39.55	66.88	36
Y _{Ma}	83.77	-4.63	98.26	98.37	93
L _{Ma}	44.13	-56.32	43.36	71.09	142
C _{Ma}	52.66	-26.18	-28.74	38.89	228
V _{Ma}	14.15	45.22	-53.06	69.72	310
M _{Ma}	37.37	70.69	-30.1	76.83	337
N _{Ma}	15.0	0.0	0.0	0.0	0
W _{Ma}	90.0	0.0	0.0	0.0	0
R _{CIE}	39.92	58.74	27.99	65.07	25
J _{CIE}	81.26	-2.88	71.56	71.62	92
G _{CIE}	52.23	-42.41	13.6	44.55	162
B _{CIE}	30.57	1.41	-46.46	46.49	272

Data for maximum colour (Ma):

$LAB^*LAB^*_Ma$: 47 -15 -31
 $LAB^*LCH^*_Ma$: 47 36 244
 $lab^*rgb^*_Ma$: 0.0 0.5 1.0
 $lab^*olv^*_Ma$: 0.0 0.85 1.0

FRS15_90a; adapted (a) CIELAB data

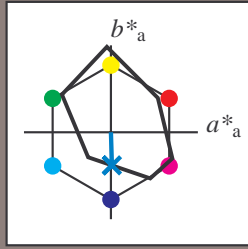
	$L^*=L^*_a$	a^*_a	b^*_a	$C^*_{ab,a}$	$h^*_{ab,a}$
r00j	35.47	56.92	27.12	63.05	25
r25j	39.12	49.04	44.45	66.19	42
r50j	50.64	35.19	58.33	68.13	59
r75j	64.01	19.11	74.45	76.87	76
j00g	83.18	-3.93	97.56	97.64	92
j25g	66.73	-26.86	74.66	79.35	110
j50g	54.03	-43.42	57.07	71.71	127
j75g	44.73	-54.21	38.33	66.4	145
g00b	47.59	-44.11	14.14	46.33	162
g25b	49.97	-35.68	-6.03	36.19	190
g50b	51.85	-29.05	-21.88	36.38	217
g75b	46.92	-15.53	-32.37	35.92	244
b00r	37.91	1.15	-38.05	38.08	272
b25r	23.81	27.31	-46.96	54.33	300
b50r	29.52	62.07	-37.87	72.72	329
b75r	36.48	64.24	-3.31	64.33	357



Input and output: Colorimetric Printer Reflective System FRS15_90a for relative CIELAB hue $h^* = lab^*h^* = h_{ab}/360 = 272/360 = 0.755$
 data for any colour:

$u^* = b00r$
 lab^*rgb^*

lab^*tch^* and lab^*icu^*
 elementary hue text:
 $u^* = b00r$
 contrast reduction factor:
 $c_R = 0.9$
 triangle lightness t^*



FRS15_90a; adapted (a) CIELAB data

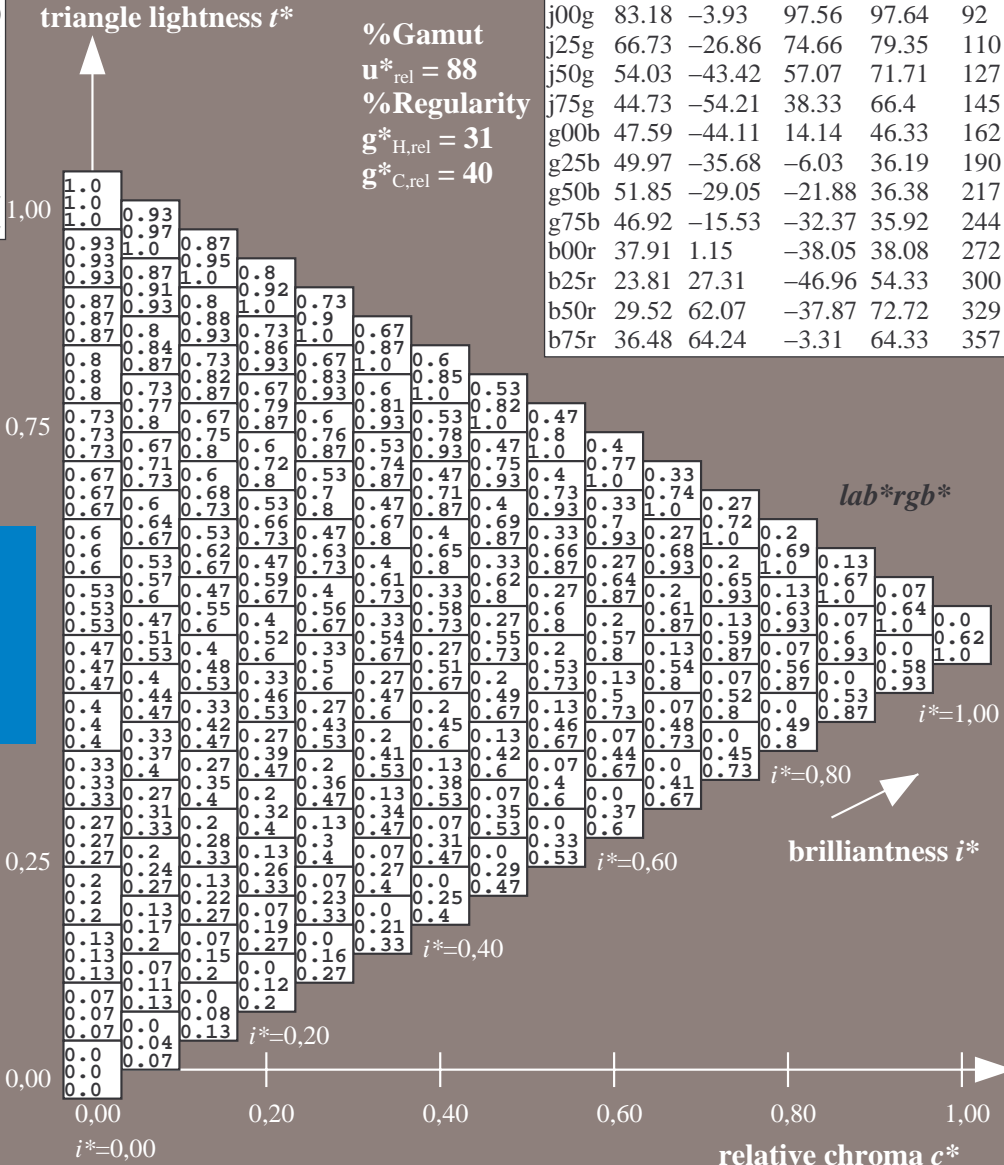
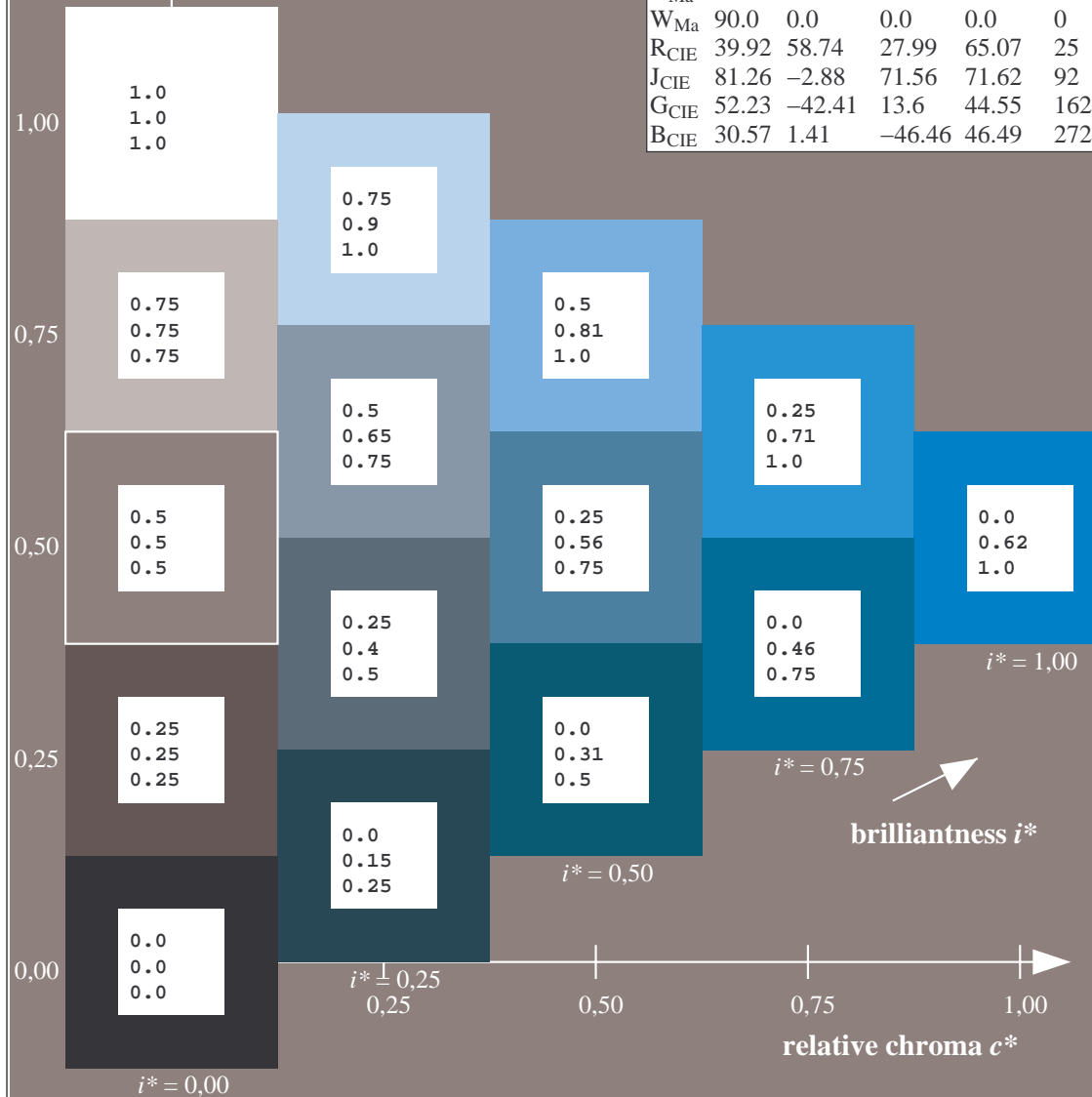
	$L^*=L^*_a$	a^*_a	b^*_a	$C^*_{ab,a}$	$h^*_{ab,a}$
O _{Ma}	35.06	53.93	39.55	66.88	36
Y _{Ma}	83.77	-4.63	98.26	98.37	93
L _{Ma}	44.13	-56.32	43.36	71.09	142
C _{Ma}	52.66	-26.18	-28.74	38.89	228
V _{Ma}	14.15	45.22	-53.06	69.72	310
M _{Ma}	37.37	70.69	-30.1	76.83	337
N _{Ma}	15.0	0.0	0.0	0.0	0
W _{Ma}	90.0	0.0	0.0	0.0	0
R _{CIE}	39.92	58.74	27.99	65.07	25
J _{CIE}	81.26	-2.88	71.56	71.62	92
G _{CIE}	52.23	-42.41	13.6	44.55	162
B _{CIE}	30.57	1.41	-46.46	46.49	272

Data for maximum colour (Ma):

$LAB^*LAB^*_Ma$: 38 1 -37
 $LAB^*LCH^*_Ma$: 38 38 272
 $lab^*rgb^*_Ma$: 0.0 0.0 1.0
 $lab^*olv^*_Ma$: 0.0 0.62 1.0

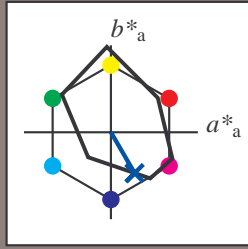
FRS15_90a; adapted (a) CIELAB data

	$L^*=L^*_a$	a^*_a	b^*_a	$C^*_{ab,a}$	$h^*_{ab,a}$
r00j	35.47	56.92	27.12	63.05	25
r25j	39.12	49.04	44.45	66.19	42
r50j	50.64	35.19	58.33	68.13	59
r75j	64.01	19.11	74.45	76.87	76
j00g	83.18	-3.93	97.56	97.64	92
j25g	66.73	-26.86	74.66	79.35	110
j50g	54.03	-43.42	57.07	71.71	127
j75g	44.73	-54.21	38.33	66.4	145
g00b	47.59	-44.11	14.14	46.33	162
g25b	49.97	-35.68	-6.03	36.19	190
g50b	51.85	-29.05	-21.88	36.38	217
g75b	46.92	-15.53	-32.37	35.92	244
b00r	37.91	1.15	-38.05	38.08	272
b25r	23.81	27.31	-46.96	54.33	300
b50r	29.52	62.07	-37.87	72.72	329
b75r	36.48	64.24	-3.31	64.33	357



Input and output: Colorimetric Printer Reflective System FRS15_90a for relative CIELAB hue $h^* = lab^*h^* = h_{ab}/360 = 300/360 = 0.834$
 data for any colour:

lab^*tch^* and lab^*icu^*
 elementary hue text:
 $u^* = b25r$
 contrast reduction factor:
 $c_R = 0.9$
 triangle lightness t^*



FRS15_90a; adapted (a) CIELAB data

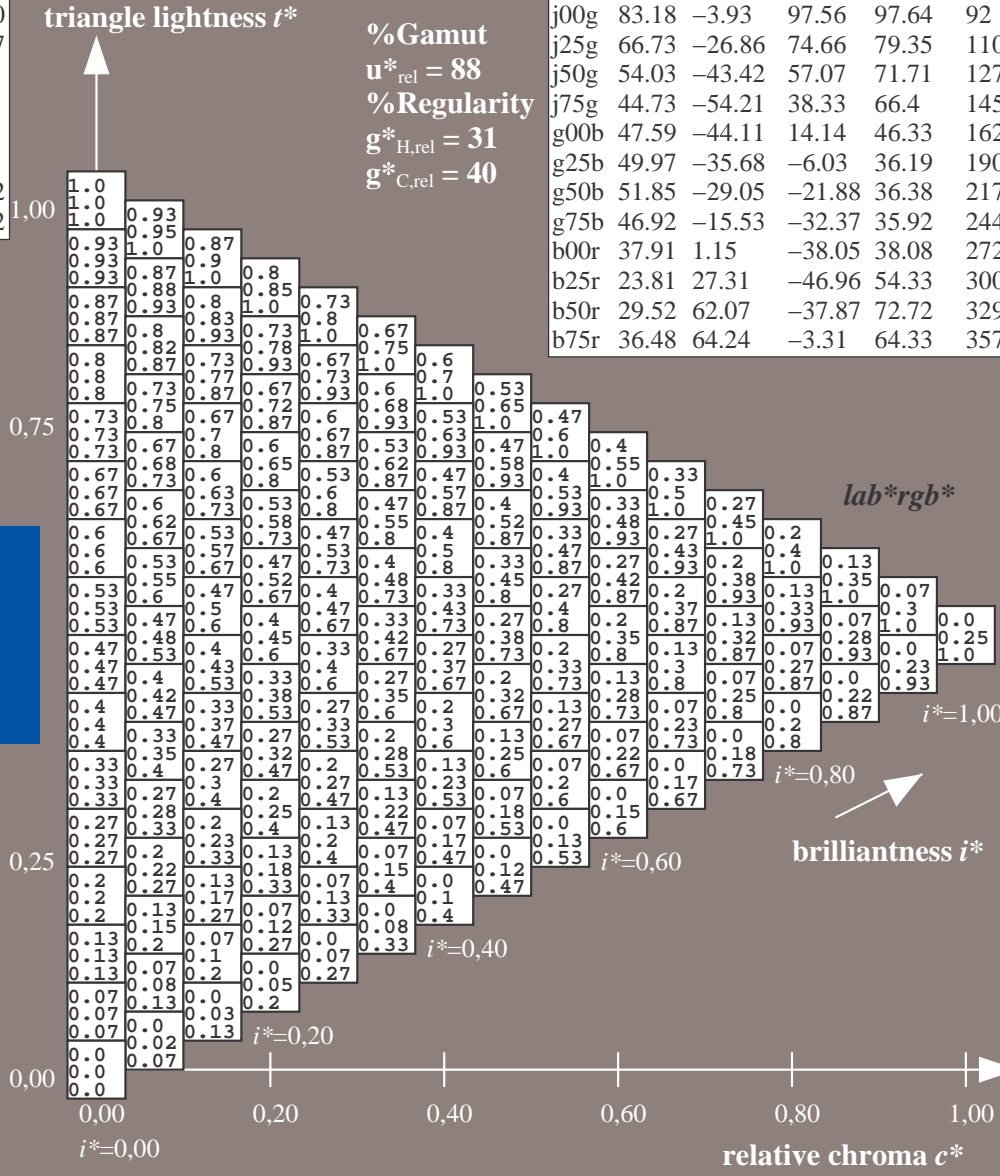
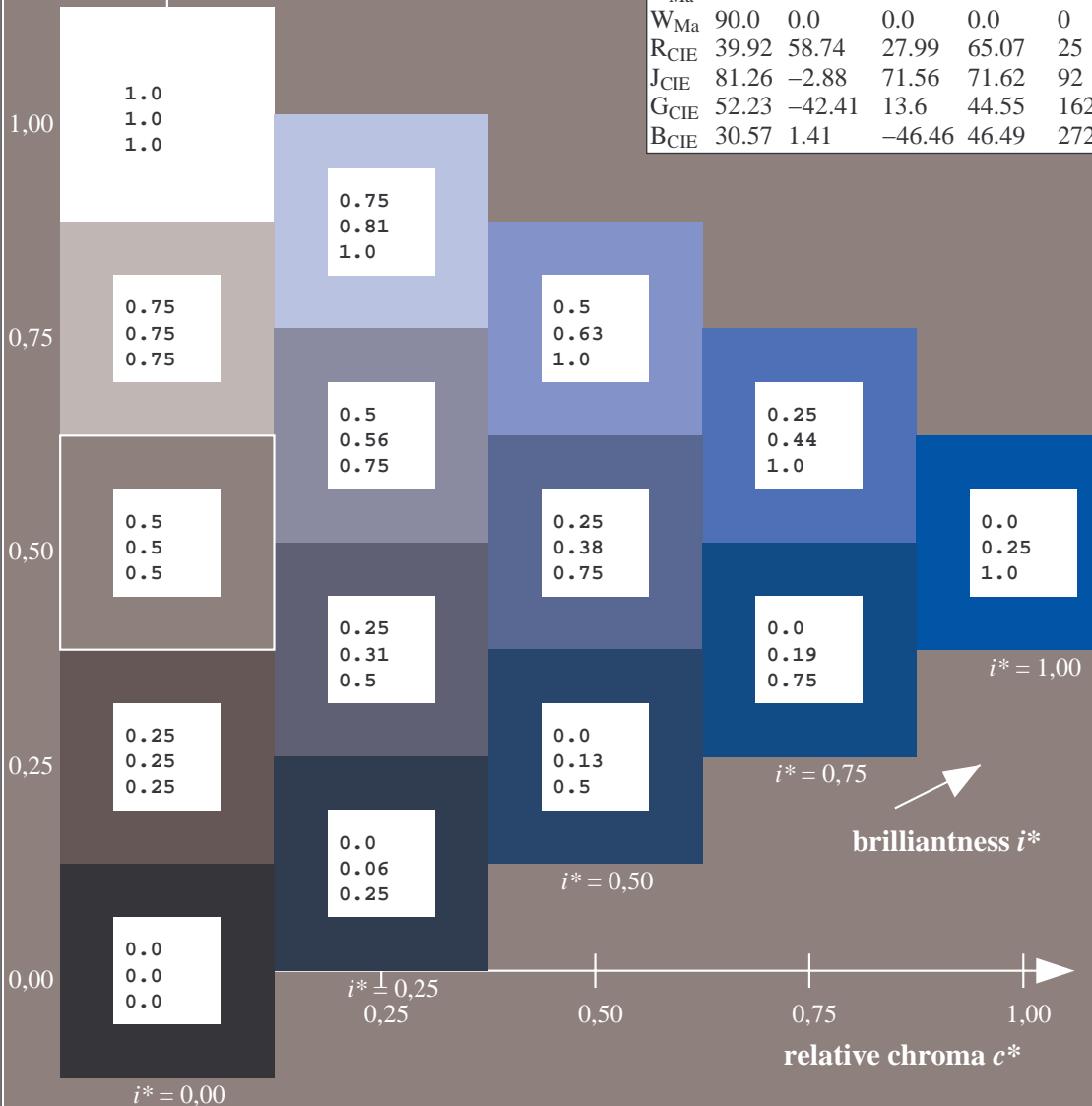
	$L^*=L^*_a$	a^*_a	b^*_a	$C^*_{ab,a}$	$h^*_{ab,a}$
O _{Ma}	35.06	53.93	39.55	66.88	36
Y _{Ma}	83.77	-4.63	98.26	98.37	93
L _{Ma}	44.13	-56.32	43.36	71.09	142
C _{Ma}	52.66	-26.18	-28.74	38.89	228
V _{Ma}	14.15	45.22	-53.06	69.72	310
M _{Ma}	37.37	70.69	-30.1	76.83	337
N _{Ma}	15.0	0.0	0.0	0.0	0
W _{Ma}	90.0	0.0	0.0	0.0	0
R _{CIE}	39.92	58.74	27.99	65.07	25
J _{CIE}	81.26	-2.88	71.56	71.62	92
G _{CIE}	52.23	-42.41	13.6	44.55	162
B _{CIE}	30.57	1.41	-46.46	46.49	272

Data for maximum colour (Ma):

$LAB^*LAB^*_{Ma}$: 24 27 -46
 $LAB^*LCH^*_{Ma}$: 24 54 300
 $lab^*rgb^*_{Ma}$: 0.5 0.0 1.0
 $lab^*olv^*_{Ma}$: 0.0 0.25 1.0

FRS15_90a; adapted (a) CIELAB data

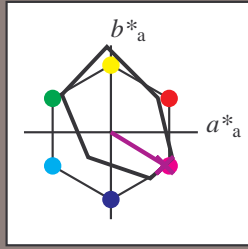
	$L^*=L^*_a$	a^*_a	b^*_a	$C^*_{ab,a}$	$h^*_{ab,a}$
r00j	35.47	56.92	27.12	63.05	25
r25j	39.12	49.04	44.45	66.19	42
r50j	50.64	35.19	58.33	68.13	59
r75j	64.01	19.11	74.45	76.87	76
j00g	83.18	-3.93	97.56	97.64	92
j25g	66.73	-26.86	74.66	79.35	110
j50g	54.03	-43.42	57.07	71.71	127
j75g	44.73	-54.21	38.33	66.4	145
g00b	47.59	-44.11	14.14	46.33	162
g25b	49.97	-35.68	-6.03	36.19	190
g50b	51.85	-29.05	-21.88	36.38	217
g75b	46.92	-15.53	-32.37	35.92	244
b00r	37.91	1.15	-38.05	38.08	272
b25r	23.81	27.31	-46.96	54.33	300
b50r	29.52	62.07	-37.87	72.72	329
b75r	36.48	64.24	-3.31	64.33	357



%Gamut
 $u^*_{rel} = 88$
 %Regularity
 $g^*_{H,rel} = 31$
 $g^*_{C,rel} = 40$

Input and output: Colorimetric Printer Reflective System FRS15_90a for relative CIELAB hue $h^* = lab^*h^* = h_{ab}/360 = 329/360 = 0.913$
 data for any colour:

lab^*tch^* and lab^*icu^*
 elementary hue text:
 $u^* = b50r$
 contrast reduction factor:
 $c_R = 0.9$
 triangle lightness t^*



FRS15_90a; adapted (a) CIELAB data

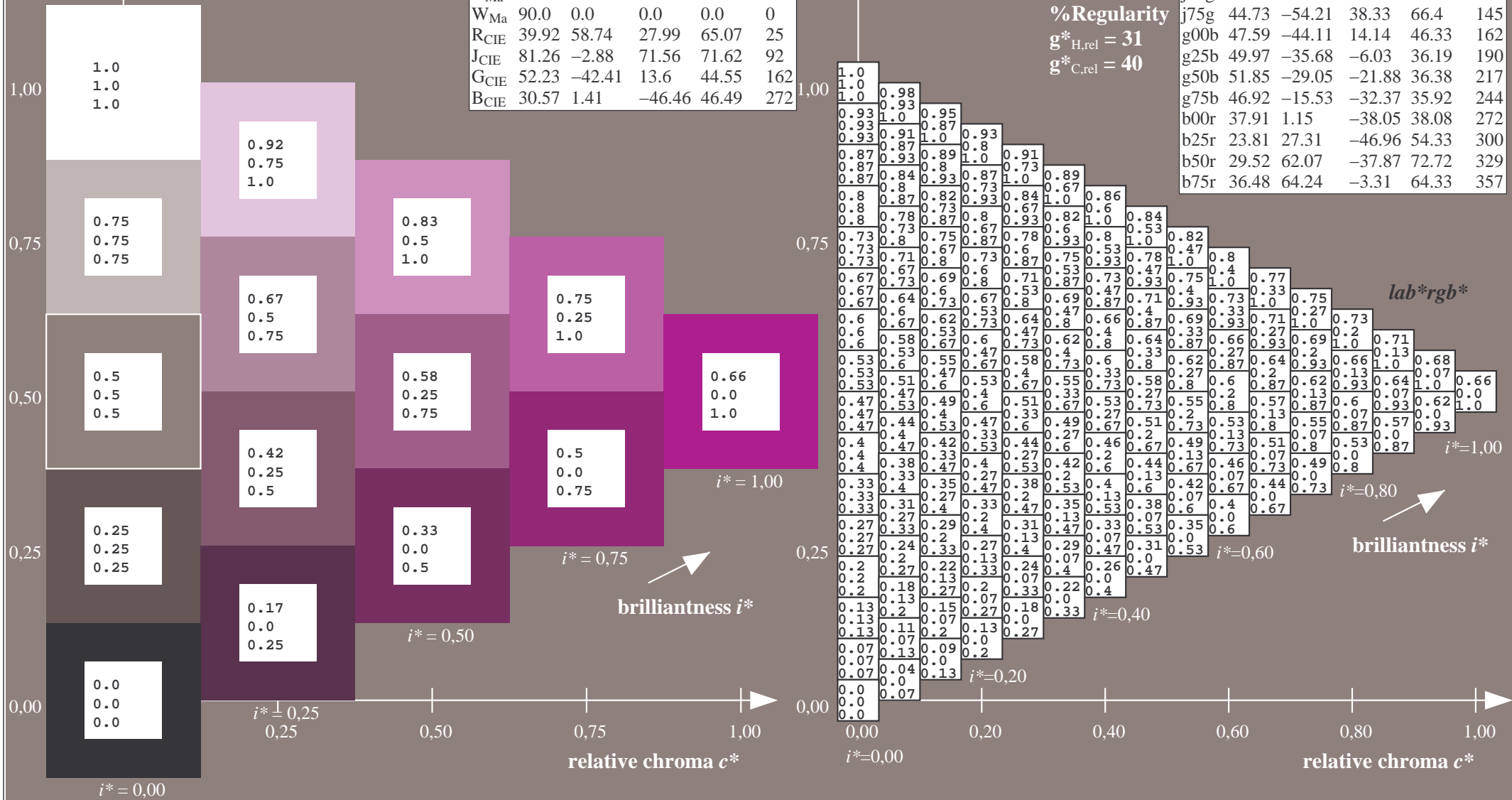
	$L^*=L^*_a$	a^*_a	b^*_a	$C^*_{ab,a}$	$h^*_{ab,a}$
O _{Ma}	35.06	53.93	39.55	66.88	36
Y _{Ma}	83.77	-4.63	98.26	98.37	93
L _{Ma}	44.13	-56.32	43.36	71.09	142
C _{Ma}	52.66	-26.18	-28.74	38.89	228
V _{Ma}	14.15	45.22	-53.06	69.72	310
M _{Ma}	37.37	70.69	-30.1	76.83	337
N _{Ma}	15.0	0.0	0.0	0.0	0
W _{Ma}	90.0	0.0	0.0	0.0	0
R _{CIE}	39.92	58.74	27.99	65.07	25
J _{CIE}	81.26	-2.88	71.56	71.62	92
G _{CIE}	52.23	-42.41	13.6	44.55	162
B _{CIE}	30.57	1.41	-46.46	46.49	272

Data for maximum colour (Ma):

$LAB^*LAB^*_Ma: 30\ 62\ -37$
 $LAB^*LCH^*_Ma: 30\ 73\ 329$
 $lab^*rgb^*_Ma: 1.0\ 0.0\ 1.0$
 $lab^*olv^*_Ma: 0.66\ 0.0\ 1.0$

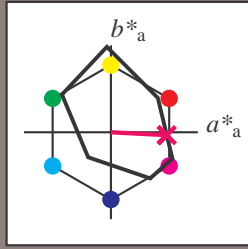
FRS15_90a; adapted (a) CIELAB data

	$L^*=L^*_a$	a^*_a	b^*_a	$C^*_{ab,a}$	$h^*_{ab,a}$
r00j	35.47	56.92	27.12	63.05	25
r25j	39.12	49.04	44.45	66.19	42
r50j	50.64	35.19	58.33	68.13	59
r75j	64.01	19.11	74.45	76.87	76
j00g	83.18	-3.93	97.56	97.64	92
j25g	66.73	-26.86	74.66	79.35	110
j50g	54.03	-43.42	57.07	71.71	127
j75g	44.73	-54.21	38.33	66.4	145
g00b	47.59	-44.11	14.14	46.33	162
g25b	49.97	-35.68	-6.03	36.19	190
g50b	51.85	-29.05	-21.88	36.38	217
g75b	46.92	-15.53	-32.37	35.92	244
b00r	37.91	1.15	-38.05	38.08	272
b25r	23.81	27.31	-46.96	54.33	300
b50r	29.52	62.07	-37.87	72.72	329
b75r	36.48	64.24	-3.31	64.33	357



Input and output: Colorimetric Printer Reflective System FRS15_90a for relative CIELAB hue $h^* = lab^*h^* = h_{ab}/360 = 357/360 = 0.992$
 data for any colour:

lab^*tch^* and lab^*icu^*
 elementary hue text:
 $u^* = b75r$
 contrast reduction factor:
 $c_R = 0.9$
 triangle lightness t^*



FRS15_90a; adapted (a) CIELAB data

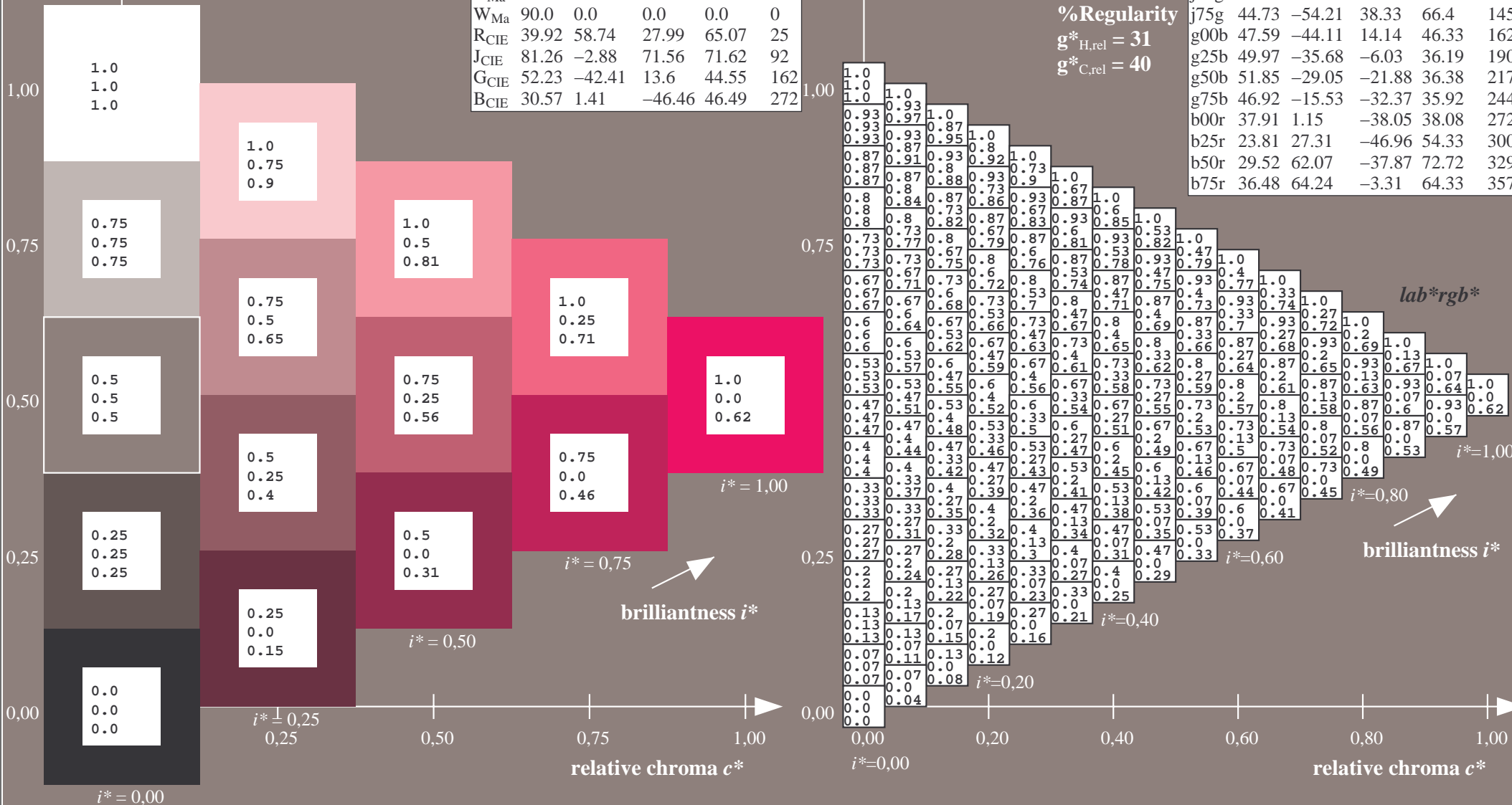
	$L^*=L^*_a$	a^*_a	b^*_a	$C^*_{ab,a}$	$h^*_{ab,a}$
O _{Ma}	35.06	53.93	39.55	66.88	36
Y _{Ma}	83.77	-4.63	98.26	98.37	93
L _{Ma}	44.13	-56.32	43.36	71.09	142
C _{Ma}	52.66	-26.18	-28.74	38.89	228
V _{Ma}	14.15	45.22	-53.06	69.72	310
M _{Ma}	37.37	70.69	-30.1	76.83	337
N _{Ma}	15.0	0.0	0.0	0.0	0
W _{Ma}	90.0	0.0	0.0	0.0	0
R _{CIE}	39.92	58.74	27.99	65.07	25
J _{CIE}	81.26	-2.88	71.56	71.62	92
G _{CIE}	52.23	-42.41	13.6	44.55	162
B _{CIE}	30.57	1.41	-46.46	46.49	272

Data for maximum colour (Ma):

$LAB^*LAB^*_Ma$: 36 64 -2
 $LAB^*LCH^*_Ma$: 36 64 357
 $lab^*rgb^*_Ma$: 1.0 0.0 0.5
 $lab^*olv^*_Ma$: 1.0 0.0 0.62

FRS15_90a; adapted (a) CIELAB data

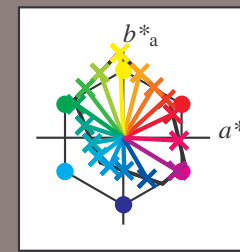
	$L^*=L^*_a$	a^*_a	b^*_a	$C^*_{ab,a}$	$h^*_{ab,a}$
r00j	35.47	56.92	27.12	63.05	25
r25j	39.12	49.04	44.45	66.19	42
r50j	50.64	35.19	58.33	68.13	59
r75j	64.01	19.11	74.45	76.87	76
j00g	83.18	-3.93	97.56	97.64	92
j25g	66.73	-26.86	74.66	79.35	110
j50g	54.03	-43.42	57.07	71.71	127
j75g	44.73	-54.21	38.33	66.4	145
g00b	47.59	-44.11	14.14	46.33	162
g25b	49.97	-35.68	-6.03	36.19	190
g50b	51.85	-29.05	-21.88	36.38	217
g75b	46.92	-15.53	-32.37	35.92	244
b00r	37.91	1.15	-38.05	38.08	272
b25r	23.81	27.31	-46.96	54.33	300
b50r	29.52	62.07	-37.87	72.72	329
b75r	36.48	64.24	-3.31	64.33	357



%Gamut
 $u^*_{rel} = 88$
 %Regularity
 $g^*_{H,rel} = 31$
 $g^*_{C,rel} = 40$

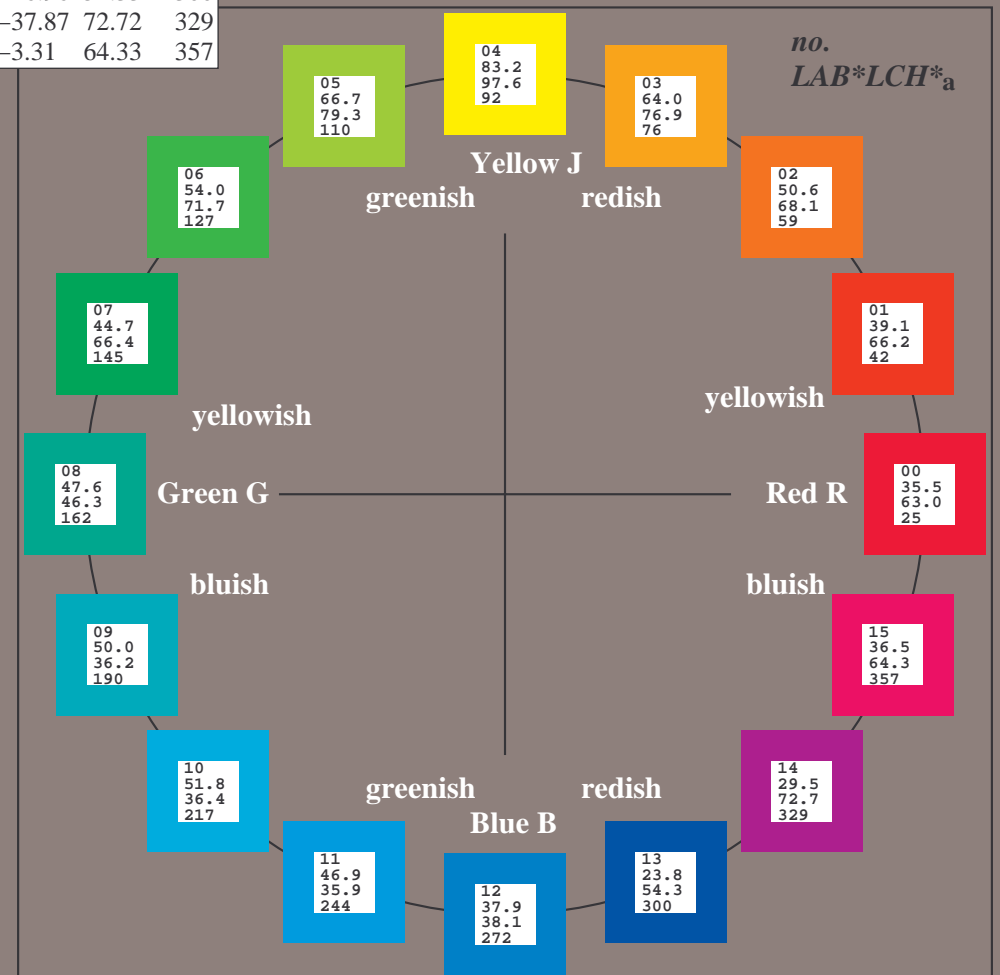
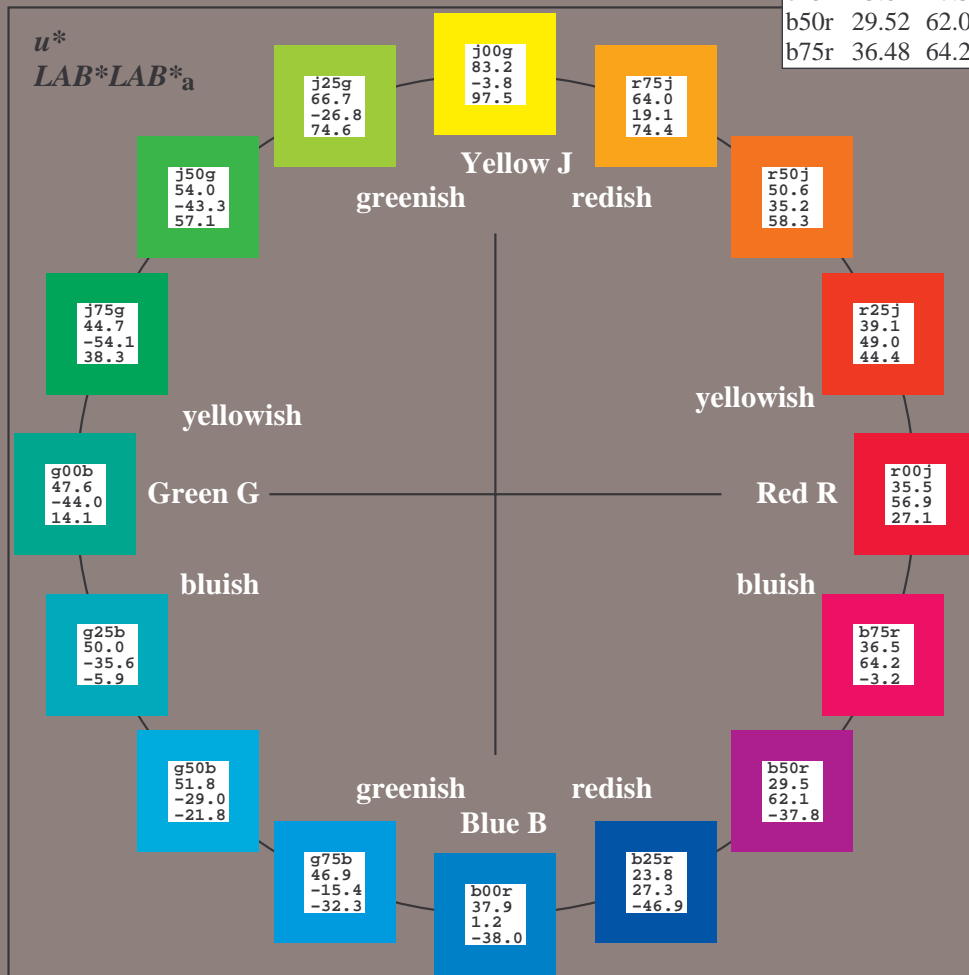
Input and output:
 Colorimetric Printer Reflective System FRS15_90a
 data for any colour:
*lab*tch** and *lab*icu**
 elementary hue text:
*u** = 16 hues *r00j*, *r25j*, ..., *b75r*
 contrast reduction factor:
 $c_R = 0.9$

FRS15_90a; adapted (a) CIELAB data					
	$L^*=L^*_a$	a^*_a	b^*_a	$C^*_{ab,a}$	$h^*_{ab,a}$
r00j	35.47	56.92	27.12	63.05	25
r25j	39.12	49.04	44.45	66.19	42
r50j	50.64	35.19	58.33	68.13	59
r75j	64.01	19.11	74.45	76.87	76
j00g	83.18	-3.93	97.56	97.64	92
j25g	66.73	-26.86	74.66	79.35	110
j50g	54.03	-43.42	57.07	71.71	127
j75g	44.73	-54.21	38.33	66.4	145
g00b	47.59	-44.11	14.14	46.33	162
g25b	49.97	-35.68	-6.03	36.19	190
g50b	51.85	-29.05	-21.88	36.38	217
g75b	46.92	-15.53	-32.37	35.92	244
b00r	37.91	1.15	-38.05	38.08	272
b25r	23.81	27.31	-46.96	54.33	300
b50r	29.52	62.07	-37.87	72.72	329
b75r	36.48	64.24	-3.31	64.33	357



%Gamut
 $u^*_{rel} = 88$
 %Regularity
 $g^*_{H,rel} = 31$
 $g^*_{C,rel} = 40$

FRS15_90a; adapted (a) CIELAB data					
	$L^*=L^*_a$	a^*_a	b^*_a	$C^*_{ab,a}$	$h^*_{ab,a}$
O _{Ma}	35.06	53.93	39.55	66.88	36
Y _{Ma}	83.77	-4.63	98.26	98.37	93
L _{Ma}	44.13	-56.32	43.36	71.09	142
C _{Ma}	52.66	-26.18	-28.74	38.89	228
V _{Ma}	14.15	45.22	-53.06	69.72	310
M _{Ma}	37.37	70.69	-30.1	76.83	337
N _{Ma}	15.0	0.0	0.0	0.0	0
W _{Ma}	90.0	0.0	0.0	0.0	0
R _{CIE}	39.92	58.74	27.99	65.07	25
J _{CIE}	81.26	-2.88	71.56	71.62	92
G _{CIE}	52.23	-42.41	13.6	44.55	162
B _{CIE}	30.57	1.41	-46.46	46.49	272



Input and output: Colorimetric Printer Reflective System FRS15_90a for relative CIELAB hue $h^* = lab^*h^* = h_{ab}/360 = 25/360 = 0.071$

data for any colour:

lab^*tch^* and lab^*icu^*

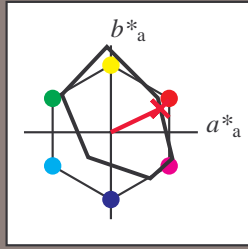
elementary hue text:

$u^* = r00j$

contrast reduction factor:

$c_R = 0.9$

triangle lightness t^*



FRS15_90a; adapted (a) CIELAB data

	$L^*=L^*_a$	a^*_a	b^*_a	$C^*_{ab,a}$	$h^*_{ab,a}$
O _{Ma}	35.06	53.93	39.55	66.88	36
Y _{Ma}	83.77	-4.63	98.26	98.37	93
L _{Ma}	44.13	-56.32	43.36	71.09	142
C _{Ma}	52.66	-26.18	-28.74	38.89	228
V _{Ma}	14.15	45.22	-53.06	69.72	310
M _{Ma}	37.37	70.69	-30.1	76.83	337
N _{Ma}	15.0	0.0	0.0	0.0	0
W _{Ma}	90.0	0.0	0.0	0.0	0
R _{CIE}	39.92	58.74	27.99	65.07	25
J _{CIE}	81.26	-2.88	71.56	71.62	92
G _{CIE}	52.23	-42.41	13.6	44.55	162
B _{CIE}	30.57	1.41	-46.46	46.49	272

Data for maximum colour (Ma):

$LAB^*LAB^*_{Ma}$: 35 57 27

$LAB^*LCH^*_{Ma}$: 35 63 25

$lab^*rgb^*_{Ma}$: 1.0 0.0 0.0

$lab^*olv^*_{Ma}$: 1.0 0.0 0.18

triangle lightness t^*

%Gamut

$u^*_{rel} = 88$

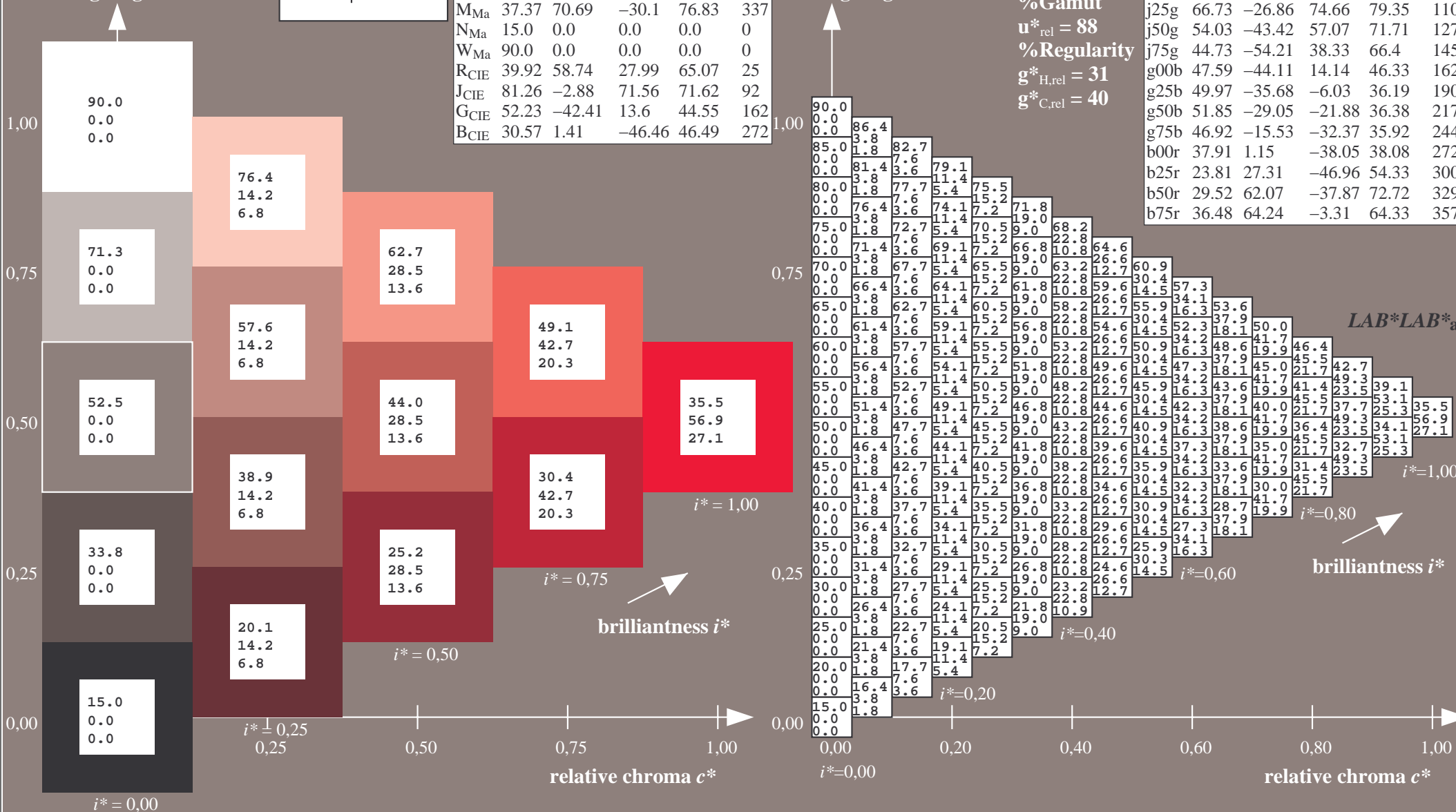
%Regularity

$g^*_{H,rel} = 31$

$g^*_{C,rel} = 40$

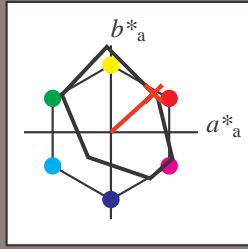
FRS15_90a; adapted (a) CIELAB data

	$L^*=L^*_a$	a^*_a	b^*_a	$C^*_{ab,a}$	$h^*_{ab,a}$
r00j	35.47	56.92	27.12	63.05	25
r25j	39.12	49.04	44.45	66.19	42
r50j	50.64	35.19	58.33	68.13	59
r75j	64.01	19.11	74.45	76.87	76
j00g	83.18	-3.93	97.56	97.64	92
j25g	66.73	-26.86	74.66	79.35	110
j50g	54.03	-43.42	57.07	71.71	127
j75g	44.73	-54.21	38.33	66.4	145
g00b	47.59	-44.11	14.14	46.33	162
g25b	49.97	-35.68	-6.03	36.19	190
g50b	51.85	-29.05	-21.88	36.38	217
g75b	46.92	-15.53	-32.37	35.92	244
b00r	37.91	1.15	-38.05	38.08	272
b25r	23.81	27.31	-46.96	54.33	300
b50r	29.52	62.07	-37.87	72.72	329
b75r	36.48	64.24	-3.31	64.33	357



Input and output: Colorimetric Printer Reflective System FRS15_90a for relative CIELAB hue $h^* = lab^*h^* = h_{ab}/360 = 42/360 = 0.117$
 data for any colour:

lab^*tch^* and lab^*icu^*
 elementary hue text:
 $u^* = r25j$
 contrast reduction factor:
 $c_R = 0.9$
 triangle lightness t^*



FRS15_90a; adapted (a) CIELAB data

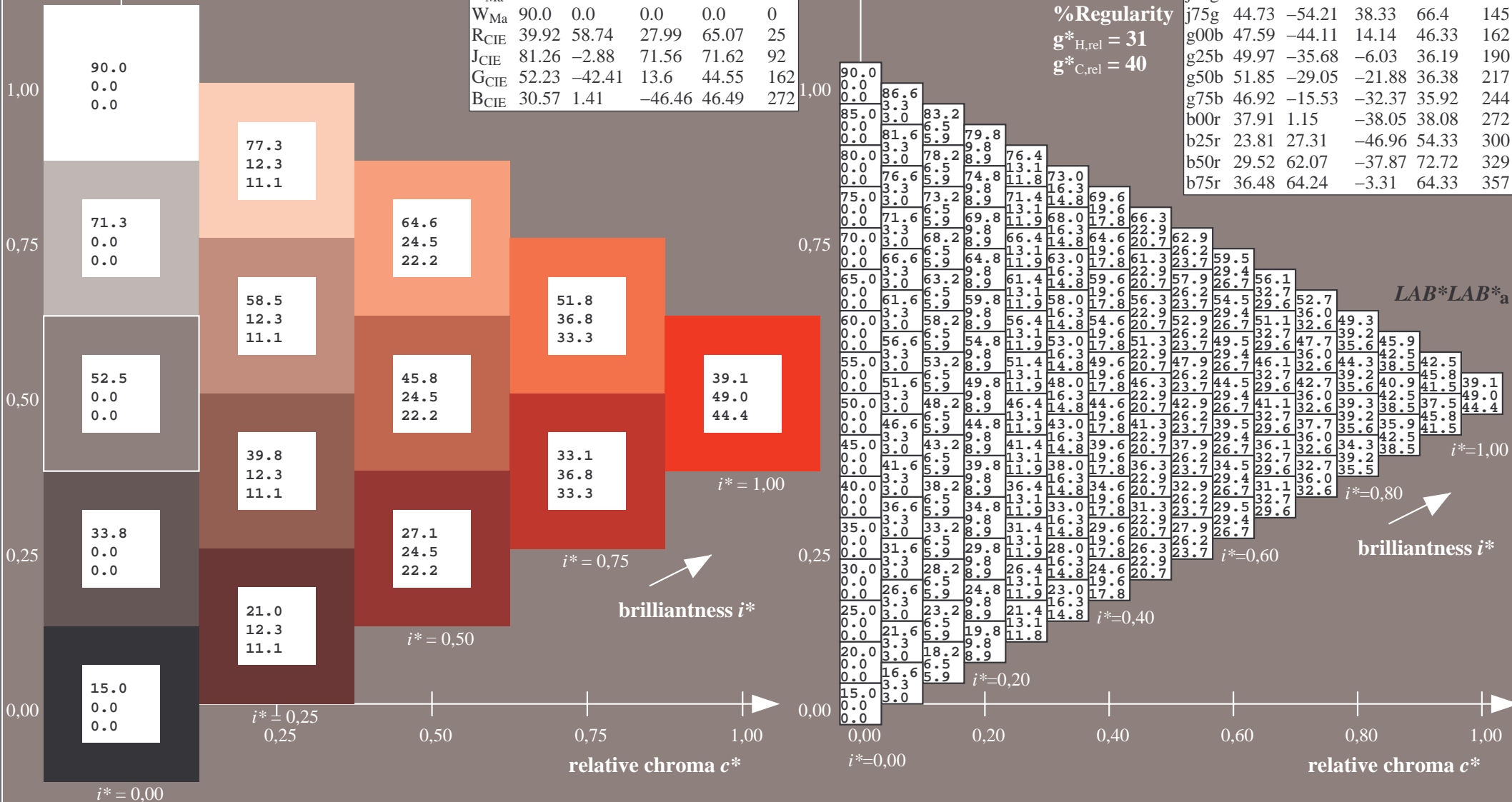
	$L^*=L^*_a$	a^*_a	b^*_a	$C^*_{ab,a}$	$h^*_{ab,a}$
O _{Ma}	35.06	53.93	39.55	66.88	36
Y _{Ma}	83.77	-4.63	98.26	98.37	93
L _{Ma}	44.13	-56.32	43.36	71.09	142
C _{Ma}	52.66	-26.18	-28.74	38.89	228
V _{Ma}	14.15	45.22	-53.06	69.72	310
M _{Ma}	37.37	70.69	-30.1	76.83	337
N _{Ma}	15.0	0.0	0.0	0.0	0
W _{Ma}	90.0	0.0	0.0	0.0	0
R _{CIE}	39.92	58.74	27.99	65.07	25
J _{CIE}	81.26	-2.88	71.56	71.62	92
G _{CIE}	52.23	-42.41	13.6	44.55	162
B _{CIE}	30.57	1.41	-46.46	46.49	272

Data for maximum colour (Ma):

$LAB^*LAB^*_Ma$: 39 49 44
 $LAB^*LCH^*_Ma$: 39 66 42
 $lab^*rgb^*_Ma$: 1.0 0.25 0.0
 $lab^*olv^*_Ma$: 1.0 0.08 0.0

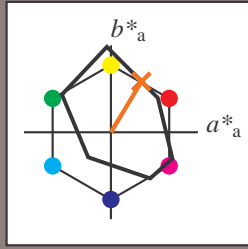
FRS15_90a; adapted (a) CIELAB data

	$L^*=L^*_a$	a^*_a	b^*_a	$C^*_{ab,a}$	$h^*_{ab,a}$
r00j	35.47	56.92	27.12	63.05	25
r25j	39.12	49.04	44.45	66.19	42
r50j	50.64	35.19	58.33	68.13	59
r75j	64.01	19.11	74.45	76.87	76
j00g	83.18	-3.93	97.56	97.64	92
j25g	66.73	-26.86	74.66	79.35	110
j50g	54.03	-43.42	57.07	71.71	127
j75g	44.73	-54.21	38.33	66.4	145
g00b	47.59	-44.11	14.14	46.33	162
g25b	49.97	-35.68	-6.03	36.19	190
g50b	51.85	-29.05	-21.88	36.38	217
g75b	46.92	-15.53	-32.37	35.92	244
b00r	37.91	1.15	-38.05	38.08	272
b25r	23.81	27.31	-46.96	54.33	300
b50r	29.52	62.07	-37.87	72.72	329
b75r	36.48	64.24	-3.31	64.33	357



Input and output: Colorimetric Printer Reflective System FRS15_90a for relative CIELAB hue $h^* = lab^*h^* = h_{ab}/360 = 59/360 = 0.164$
 data for any colour:

lab^*tch^* and lab^*icu^*
 elementary hue text:
 $u^* = r50j$
 contrast reduction factor:
 $c_R = 0.9$
 triangle lightness t^*



FRS15_90a; adapted (a) CIELAB data

	$L^*=L^*_a$	a^*_a	b^*_a	$C^*_{ab,a}$	$h^*_{ab,a}$
O _{Ma}	35.06	53.93	39.55	66.88	36
Y _{Ma}	83.77	-4.63	98.26	98.37	93
L _{Ma}	44.13	-56.32	43.36	71.09	142
C _{Ma}	52.66	-26.18	-28.74	38.89	228
V _{Ma}	14.15	45.22	-53.06	69.72	310
M _{Ma}	37.37	70.69	-30.1	76.83	337
N _{Ma}	15.0	0.0	0.0	0.0	0
W _{Ma}	90.0	0.0	0.0	0.0	0
R _{CIE}	39.92	58.74	27.99	65.07	25
J _{CIE}	81.26	-2.88	71.56	71.62	92
G _{CIE}	52.23	-42.41	13.6	44.55	162
B _{CIE}	30.57	1.41	-46.46	46.49	272

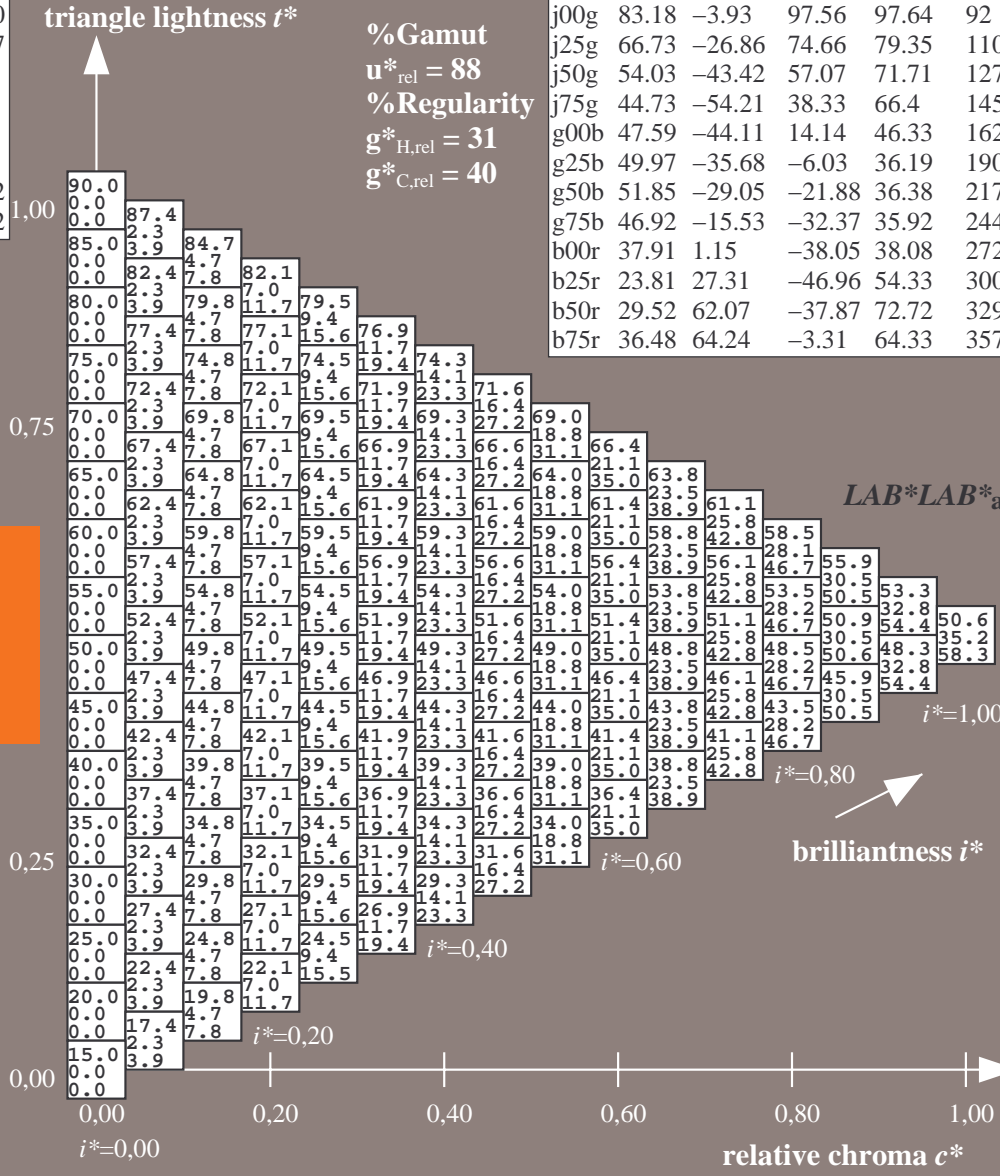
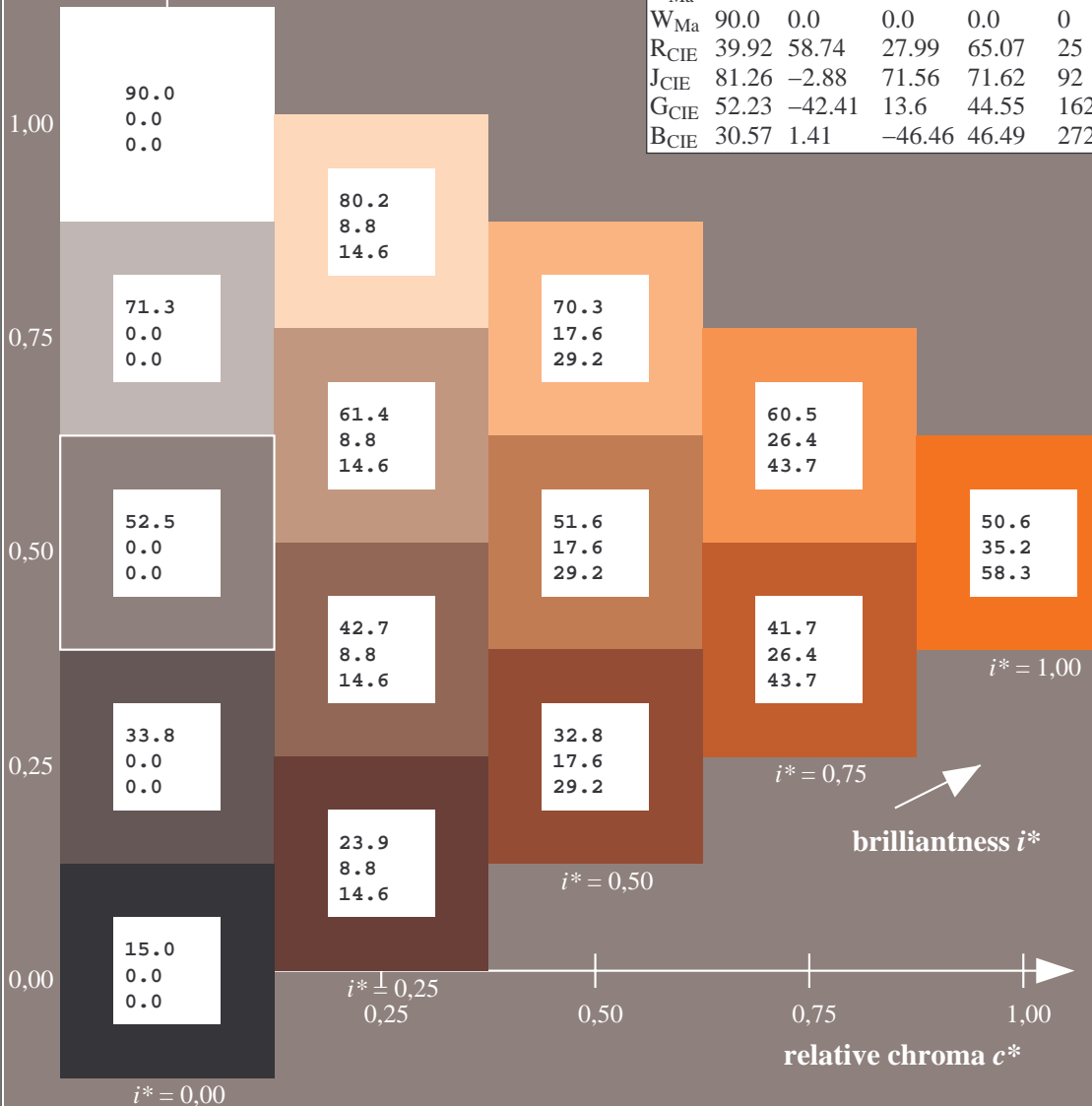
Data for maximum colour (Ma):

$LAB^*LAB^*_Ma$: 51 35 58
 $LAB^*LCH^*_Ma$: 51 68 59
 $lab^*rgb^*_Ma$: 1.0 0.5 0.0
 $lab^*olv^*_Ma$: 1.0 0.32 0.0

$u^* = r50j$
 $LAB^*LAB^*_a$

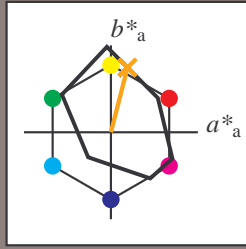
FRS15_90a; adapted (a) CIELAB data

	$L^*=L^*_a$	a^*_a	b^*_a	$C^*_{ab,a}$	$h^*_{ab,a}$
r00j	35.47	56.92	27.12	63.05	25
r25j	39.12	49.04	44.45	66.19	42
r50j	50.64	35.19	58.33	68.13	59
r75j	64.01	19.11	74.45	76.87	76
j00g	83.18	-3.93	97.56	97.64	92
j25g	66.73	-26.86	74.66	79.35	110
j50g	54.03	-43.42	57.07	71.71	127
j75g	44.73	-54.21	38.33	66.4	145
g00b	47.59	-44.11	14.14	46.33	162
g25b	49.97	-35.68	-6.03	36.19	190
g50b	51.85	-29.05	-21.88	36.38	217
g75b	46.92	-15.53	-32.37	35.92	244
b00r	37.91	1.15	-38.05	38.08	272
b25r	23.81	27.31	-46.96	54.33	300
b50r	29.52	62.07	-37.87	72.72	329
b75r	36.48	64.24	-3.31	64.33	357



Input and output: Colorimetric Printer Reflective System FRS15_90a for relative CIELAB hue $h^* = lab^*h^* = h_{ab}/360 = 76/360 = 0.21$
 data for any colour:

lab^*tch^* and lab^*icu^*
 elementary hue text:
 $u^* = r75j$
 contrast reduction factor:
 $c_R = 0.9$
 triangle lightness t^*



FRS15_90a; adapted (a) CIELAB data

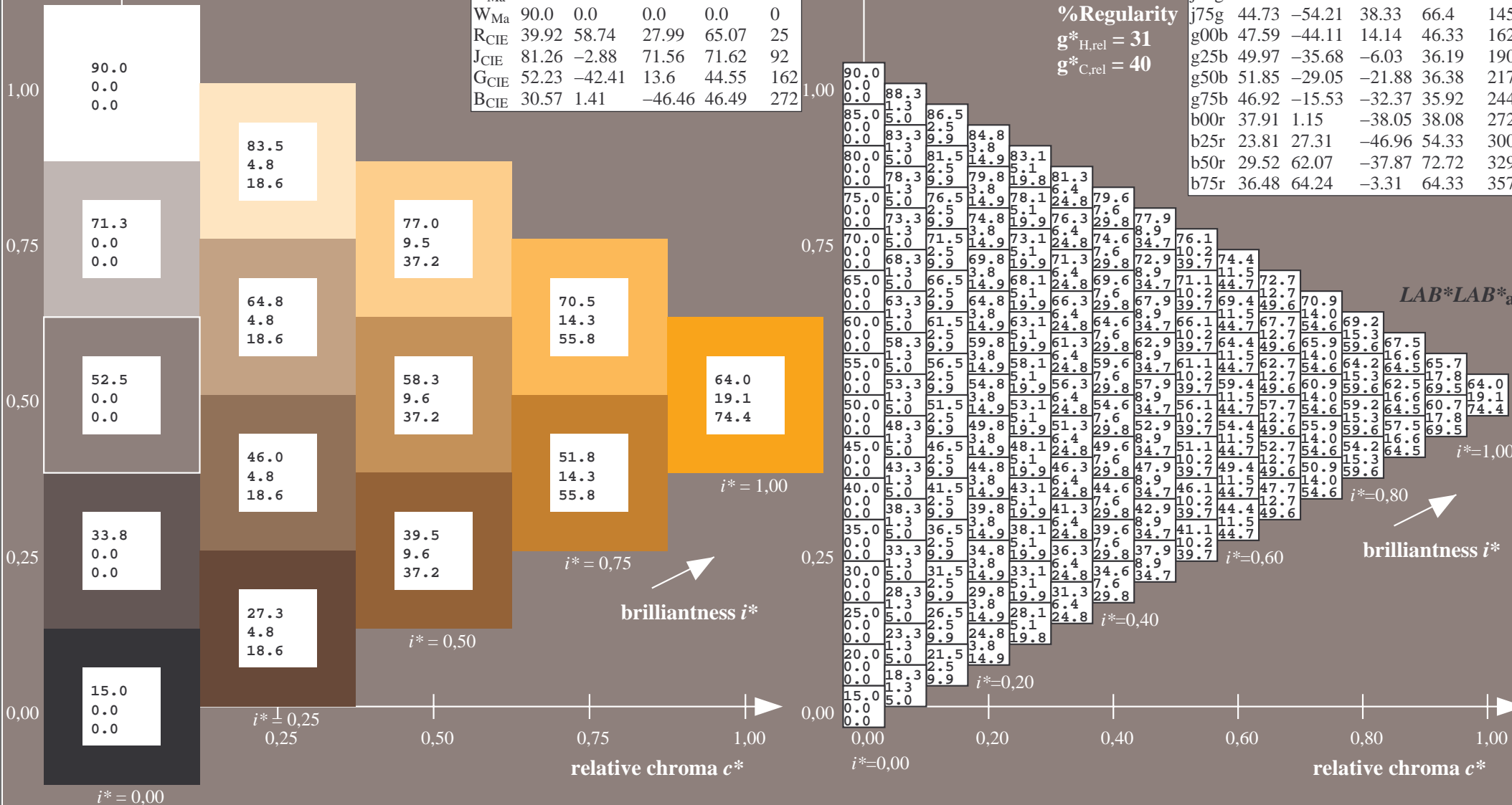
	$L^*=L^*_a$	a^*_a	b^*_a	$C^*_{ab,a}$	$h^*_{ab,a}$
O _{Ma}	35.06	53.93	39.55	66.88	36
Y _{Ma}	83.77	-4.63	98.26	98.37	93
L _{Ma}	44.13	-56.32	43.36	71.09	142
C _{Ma}	52.66	-26.18	-28.74	38.89	228
V _{Ma}	14.15	45.22	-53.06	69.72	310
M _{Ma}	37.37	70.69	-30.1	76.83	337
N _{Ma}	15.0	0.0	0.0	0.0	0
W _{Ma}	90.0	0.0	0.0	0.0	0
R _{CIE}	39.92	58.74	27.99	65.07	25
J _{CIE}	81.26	-2.88	71.56	71.62	92
G _{CIE}	52.23	-42.41	13.6	44.55	162
B _{CIE}	30.57	1.41	-46.46	46.49	272

Data for maximum colour (Ma):

$LAB^*LAB^*_Ma$: 64 19 74
 $LAB^*LCH^*_Ma$: 64 77 76
 $lab^*rgb^*_Ma$: 1.0 0.75 0.0
 $lab^*olv^*_Ma$: 1.0 0.59 0.0

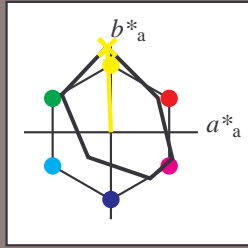
FRS15_90a; adapted (a) CIELAB data

	$L^*=L^*_a$	a^*_a	b^*_a	$C^*_{ab,a}$	$h^*_{ab,a}$
r00j	35.47	56.92	27.12	63.05	25
r25j	39.12	49.04	44.45	66.19	42
r50j	50.64	35.19	58.33	68.13	59
r75j	64.01	19.11	74.45	76.87	76
j00g	83.18	-3.93	97.56	97.64	92
j25g	66.73	-26.86	74.66	79.35	110
j50g	54.03	-43.42	57.07	71.71	127
j75g	44.73	-54.21	38.33	66.4	145
g00b	47.59	-44.11	14.14	46.33	162
g25b	49.97	-35.68	-6.03	36.19	190
g50b	51.85	-29.05	-21.88	36.38	217
g75b	46.92	-15.53	-32.37	35.92	244
b00r	37.91	1.15	-38.05	38.08	272
b25r	23.81	27.31	-46.96	54.33	300
b50r	29.52	62.07	-37.87	72.72	329
b75r	36.48	64.24	-3.31	64.33	357



Input and output: Colorimetric Printer Reflective System FRS15_90a for relative CIELAB hue $h^* = lab^*h^* = h_{ab}/360 = 92/360 = 0.256$
 data for any colour:

lab^*tch^* and lab^*icu^*
 elementary hue text:
 $u^* = j00g$
 contrast reduction factor:
 $c_R = 0.9$
 triangle lightness t^*



FRS15_90a; adapted (a) CIELAB data

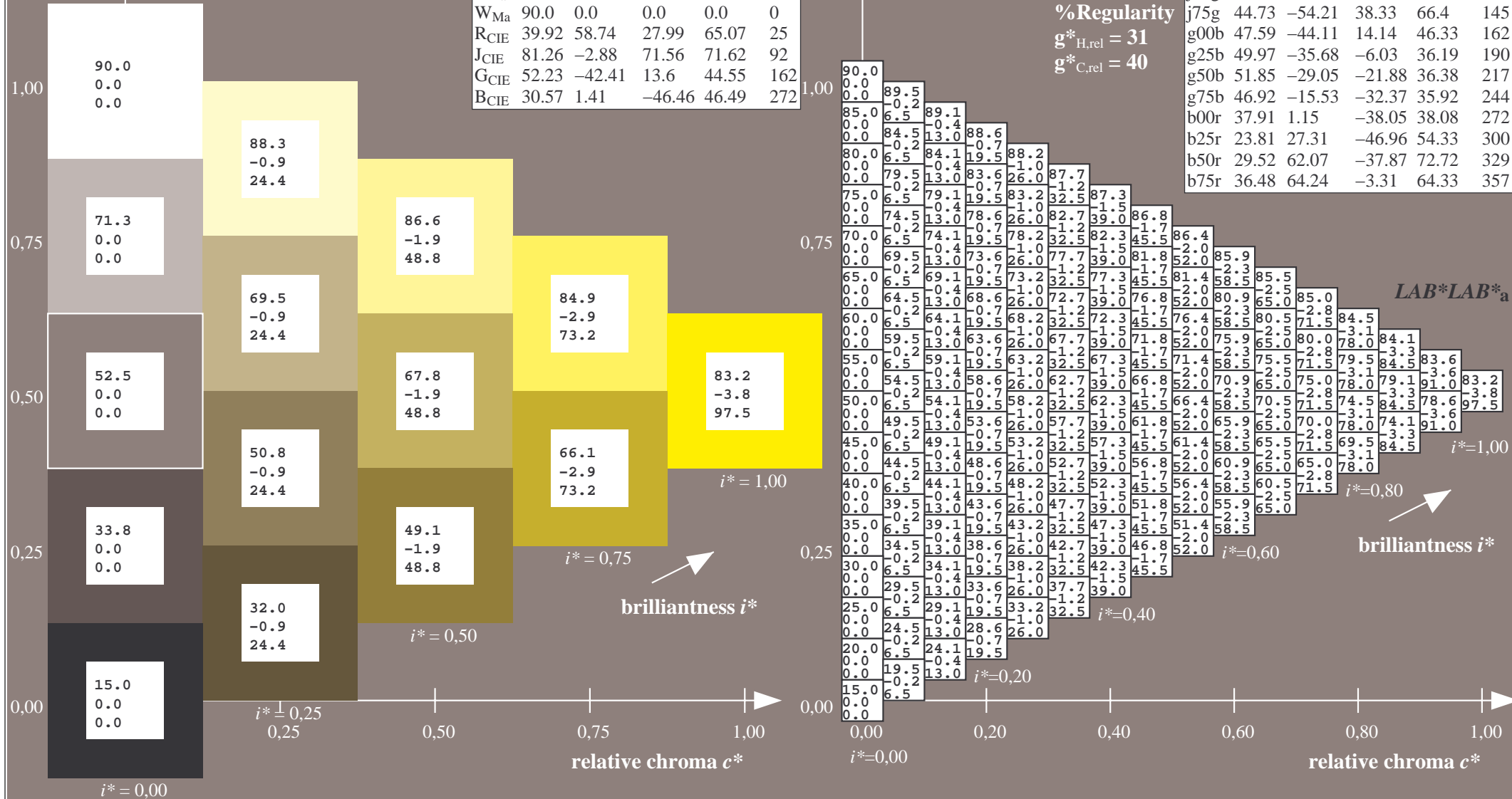
	$L^*=L^*_a$	a^*_a	b^*_a	$C^*_{ab,a}$	$h^*_{ab,a}$
O _{Ma}	35.06	53.93	39.55	66.88	36
Y _{Ma}	83.77	-4.63	98.26	98.37	93
L _{Ma}	44.13	-56.32	43.36	71.09	142
C _{Ma}	52.66	-26.18	-28.74	38.89	228
V _{Ma}	14.15	45.22	-53.06	69.72	310
M _{Ma}	37.37	70.69	-30.1	76.83	337
N _{Ma}	15.0	0.0	0.0	0.0	0
W _{Ma}	90.0	0.0	0.0	0.0	0
R _{CIE}	39.92	58.74	27.99	65.07	25
J _{CIE}	81.26	-2.88	71.56	71.62	92
G _{CIE}	52.23	-42.41	13.6	44.55	162
B _{CIE}	30.57	1.41	-46.46	46.49	272

Data for maximum colour (Ma):

$LAB^*LAB^*_Ma$: 83 -3 98
 $LAB^*LCH^*_Ma$: 83 98 92
 $lab^*rgb^*_Ma$: 1.0 1.0 0.0
 $lab^*olv^*_Ma$: 1.0 0.99 0.0

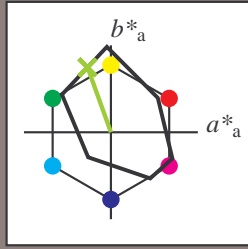
FRS15_90a; adapted (a) CIELAB data

	$L^*=L^*_a$	a^*_a	b^*_a	$C^*_{ab,a}$	$h^*_{ab,a}$
r00j	35.47	56.92	27.12	63.05	25
r25j	39.12	49.04	44.45	66.19	42
r50j	50.64	35.19	58.33	68.13	59
r75j	64.01	19.11	74.45	76.87	76
j00g	83.18	-3.93	97.56	97.64	92
j25g	66.73	-26.86	74.66	79.35	110
j50g	54.03	-43.42	57.07	71.71	127
j75g	44.73	-54.21	38.33	66.4	145
g00b	47.59	-44.11	14.14	46.33	162
g25b	49.97	-35.68	-6.03	36.19	190
g50b	51.85	-29.05	-21.88	36.38	217
g75b	46.92	-15.53	-32.37	35.92	244
b00r	37.91	1.15	-38.05	38.08	272
b25r	23.81	27.31	-46.96	54.33	300
b50r	29.52	62.07	-37.87	72.72	329
b75r	36.48	64.24	-3.31	64.33	357



Input and output: Colorimetric Printer Reflective System FRS15_90a for relative CIELAB hue $h^* = lab^*h^* = h_{ab}/360 = 110/360 = 0.305$
 data for any colour:

lab^*tch^* and lab^*icu^*
 elementary hue text:
 $u^* = j25g$
 contrast reduction factor:
 $c_R = 0.9$
 triangle lightness t^*



FRS15_90a; adapted (a) CIELAB data

	$L^*=L^*_a$	a^*_a	b^*_a	$C^*_{ab,a}$	$h^*_{ab,a}$
O _{Ma}	35.06	53.93	39.55	66.88	36
Y _{Ma}	83.77	-4.63	98.26	98.37	93
L _{Ma}	44.13	-56.32	43.36	71.09	142
C _{Ma}	52.66	-26.18	-28.74	38.89	228
V _{Ma}	14.15	45.22	-53.06	69.72	310
M _{Ma}	37.37	70.69	-30.1	76.83	337
N _{Ma}	15.0	0.0	0.0	0.0	0
W _{Ma}	90.0	0.0	0.0	0.0	0
R _{CIE}	39.92	58.74	27.99	65.07	25
J _{CIE}	81.26	-2.88	71.56	71.62	92
G _{CIE}	52.23	-42.41	13.6	44.55	162
B _{CIE}	30.57	1.41	-46.46	46.49	272

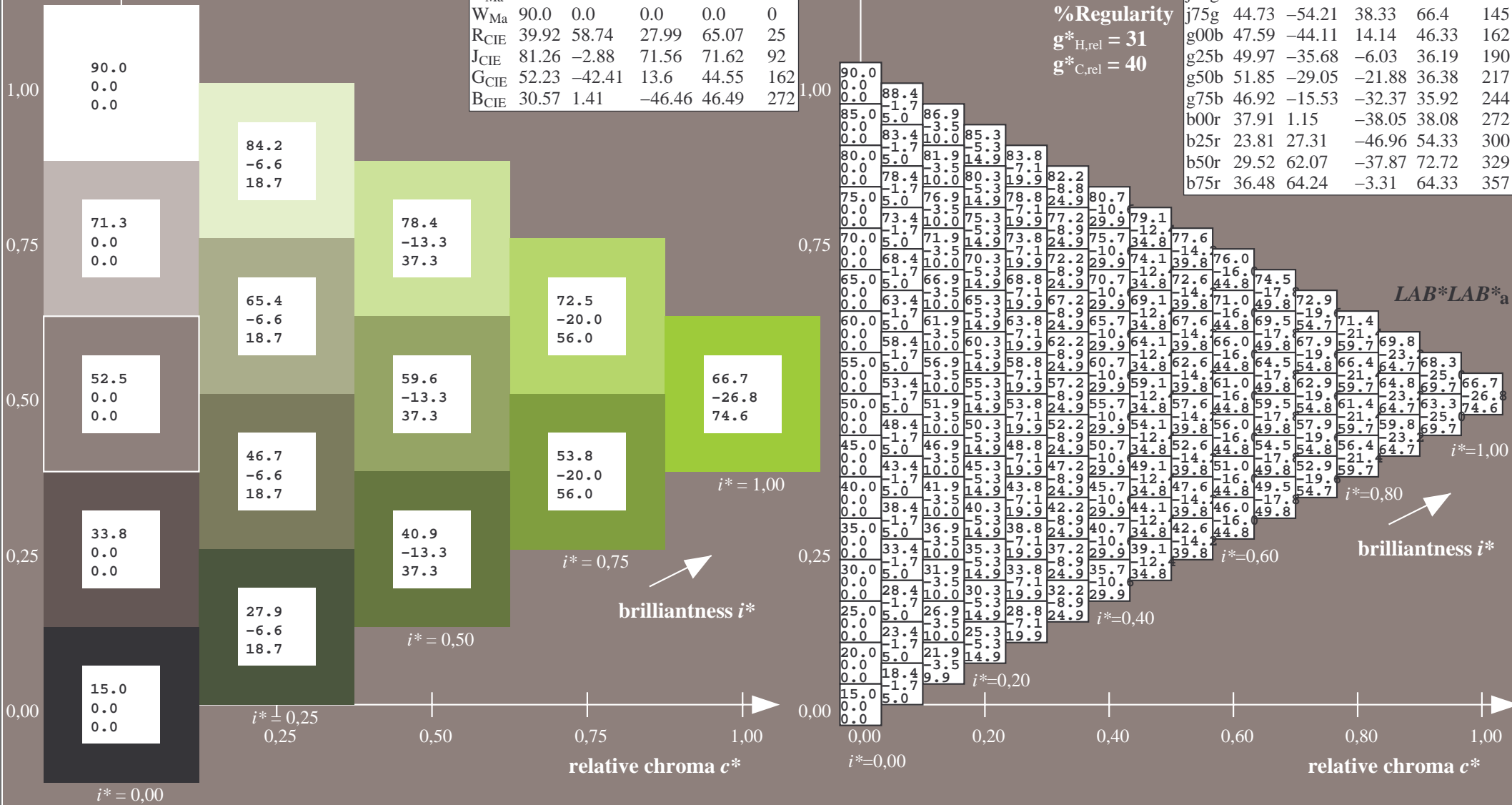
Data for maximum colour (Ma):

$LAB^*LAB^*_Ma: 67 -26 75$
 $LAB^*LCH^*_Ma: 67 79 110$
 $lab^*rgb^*_Ma: 0.75 1.0 0.0$
 $lab^*olv^*_Ma: 0.57 1.0 0.0$

$u^* = j25g$
 $LAB^*LAB^*_a$

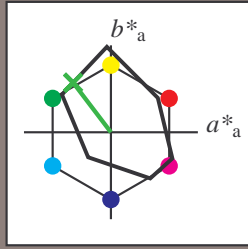
FRS15_90a; adapted (a) CIELAB data

	$L^*=L^*_a$	a^*_a	b^*_a	$C^*_{ab,a}$	$h^*_{ab,a}$
r00j	35.47	56.92	27.12	63.05	25
r25j	39.12	49.04	44.45	66.19	42
r50j	50.64	35.19	58.33	68.13	59
r75j	64.01	19.11	74.45	76.87	76
j00g	83.18	-3.93	97.56	97.64	92
j25g	66.73	-26.86	74.66	79.35	110
j50g	54.03	-43.42	57.07	71.71	127
j75g	44.73	-54.21	38.33	66.4	145
g00b	47.59	-44.11	14.14	46.33	162
g25b	49.97	-35.68	-6.03	36.19	190
g50b	51.85	-29.05	-21.88	36.38	217
g75b	46.92	-15.53	-32.37	35.92	244
b00r	37.91	1.15	-38.05	38.08	272
b25r	23.81	27.31	-46.96	54.33	300
b50r	29.52	62.07	-37.87	72.72	329
b75r	36.48	64.24	-3.31	64.33	357



Input and output: Colorimetric Printer Reflective System FRS15_90a for relative CIELAB hue $h^* = lab^*h^* = h_{ab}/360 = 127/360 = 0.354$
 data for any colour:

lab^*tch^* and lab^*icu^*
 elementary hue text:
 $u^* = j50g$
 contrast reduction factor:
 $c_R = 0.9$
 triangle lightness t^*



FRS15_90a; adapted (a) CIELAB data

	$L^*=L^*_a$	a^*_a	b^*_a	$C^*_{ab,a}$	$h^*_{ab,a}$
O _{Ma}	35.06	53.93	39.55	66.88	36
Y _{Ma}	83.77	-4.63	98.26	98.37	93
L _{Ma}	44.13	-56.32	43.36	71.09	142
C _{Ma}	52.66	-26.18	-28.74	38.89	228
V _{Ma}	14.15	45.22	-53.06	69.72	310
M _{Ma}	37.37	70.69	-30.1	76.83	337
N _{Ma}	15.0	0.0	0.0	0.0	0
W _{Ma}	90.0	0.0	0.0	0.0	0
R _{CIE}	39.92	58.74	27.99	65.07	25
J _{CIE}	81.26	-2.88	71.56	71.62	92
G _{CIE}	52.23	-42.41	13.6	44.55	162
B _{CIE}	30.57	1.41	-46.46	46.49	272

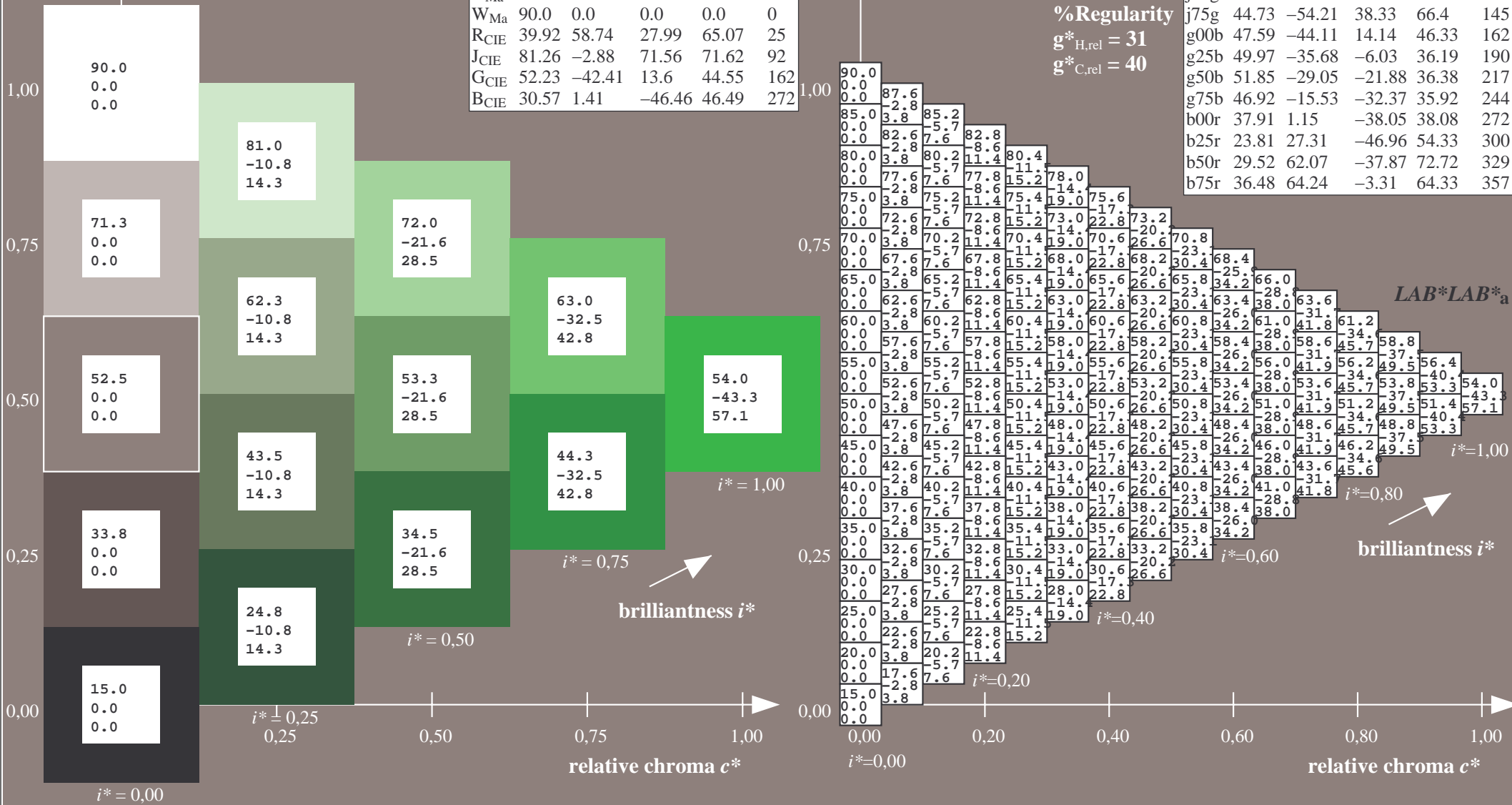
Data for maximum colour (Ma):

$LAB^*LAB^*_Ma$: 54 -42 57
 $LAB^*LCH^*_Ma$: 54 72 127
 $lab^*rgb^*_Ma$: 0.5 1.0 0.0
 $lab^*olv^*_Ma$: 0.25 1.0 0.0

$u^* = j50g$
 $LAB^*LAB^*_a$

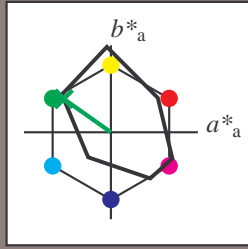
FRS15_90a; adapted (a) CIELAB data

	$L^*=L^*_a$	a^*_a	b^*_a	$C^*_{ab,a}$	$h^*_{ab,a}$
r00j	35.47	56.92	27.12	63.05	25
r25j	39.12	49.04	44.45	66.19	42
r50j	50.64	35.19	58.33	68.13	59
r75j	64.01	19.11	74.45	76.87	76
j00g	83.18	-3.93	97.56	97.64	92
j25g	66.73	-26.86	74.66	79.35	110
j50g	54.03	-43.42	57.07	71.71	127
j75g	44.73	-54.21	38.33	66.4	145
g00b	47.59	-44.11	14.14	46.33	162
g25b	49.97	-35.68	-6.03	36.19	190
g50b	51.85	-29.05	-21.88	36.38	217
g75b	46.92	-15.53	-32.37	35.92	244
b00r	37.91	1.15	-38.05	38.08	272
b25r	23.81	27.31	-46.96	54.33	300
b50r	29.52	62.07	-37.87	72.72	329
b75r	36.48	64.24	-3.31	64.33	357



Input and output: Colorimetric Printer Reflective System FRS15_90a for relative CIELAB hue $h^* = lab^*h^* = h_{ab}/360 = 145/360 = 0.402$
 data for any colour:

lab^*tch^* and lab^*icu^*
 elementary hue text:
 $u^* = j75g$
 contrast reduction factor:
 $c_R = 0.9$
 triangle lightness t^*



FRS15_90a; adapted (a) CIELAB data

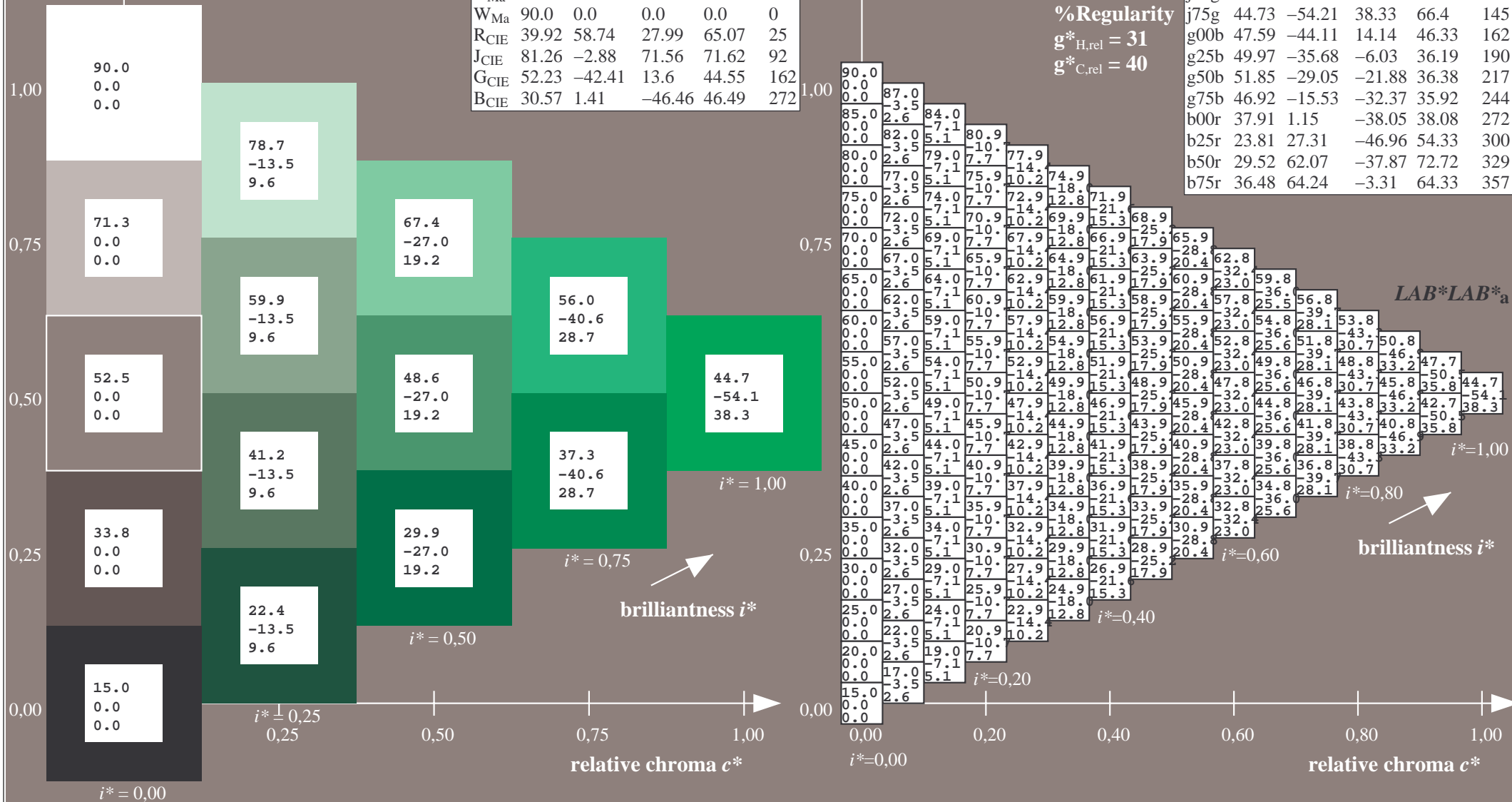
	$L^*=L^*_a$	a^*_a	b^*_a	$C^*_{ab,a}$	$h^*_{ab,a}$
O _{Ma}	35.06	53.93	39.55	66.88	36
Y _{Ma}	83.77	-4.63	98.26	98.37	93
L _{Ma}	44.13	-56.32	43.36	71.09	142
C _{Ma}	52.66	-26.18	-28.74	38.89	228
V _{Ma}	14.15	45.22	-53.06	69.72	310
M _{Ma}	37.37	70.69	-30.1	76.83	337
N _{Ma}	15.0	0.0	0.0	0.0	0
W _{Ma}	90.0	0.0	0.0	0.0	0
R _{CIE}	39.92	58.74	27.99	65.07	25
J _{CIE}	81.26	-2.88	71.56	71.62	92
G _{CIE}	52.23	-42.41	13.6	44.55	162
B _{CIE}	30.57	1.41	-46.46	46.49	272

Data for maximum colour (Ma):

$LAB^*LAB^*_Ma: 45 -53 38$
 $LAB^*LCH^*_Ma: 45 66 145$
 $lab^*rgb^*_Ma: 0.25 1.0 0.0$
 $lab^*olv^*_Ma: 0.0 1.0 0.07$

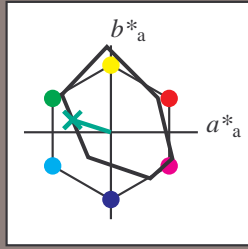
FRS15_90a; adapted (a) CIELAB data

	$L^*=L^*_a$	a^*_a	b^*_a	$C^*_{ab,a}$	$h^*_{ab,a}$
r00j	35.47	56.92	27.12	63.05	25
r25j	39.12	49.04	44.45	66.19	42
r50j	50.64	35.19	58.33	68.13	59
r75j	64.01	19.11	74.45	76.87	76
j00g	83.18	-3.93	97.56	97.64	92
j25g	66.73	-26.86	74.66	79.35	110
j50g	54.03	-43.42	57.07	71.71	127
j75g	44.73	-54.21	38.33	66.4	145
g00b	47.59	-44.11	14.14	46.33	162
g25b	49.97	-35.68	-6.03	36.19	190
g50b	51.85	-29.05	-21.88	36.38	217
g75b	46.92	-15.53	-32.37	35.92	244
b00r	37.91	1.15	-38.05	38.08	272
b25r	23.81	27.31	-46.96	54.33	300
b50r	29.52	62.07	-37.87	72.72	329
b75r	36.48	64.24	-3.31	64.33	357



Input and output: Colorimetric Printer Reflective System FRS15_90a for relative CIELAB hue $h^* = lab^*h^* = h_{ab}/360 = 162/360 = 0.451$
 data for any colour:

lab^*tch^* and lab^*icu^*
 elementary hue text:
 $u^* = g00b$
 contrast reduction factor:
 $c_R = 0.9$
 triangle lightness t^*



FRS15_90a; adapted (a) CIELAB data

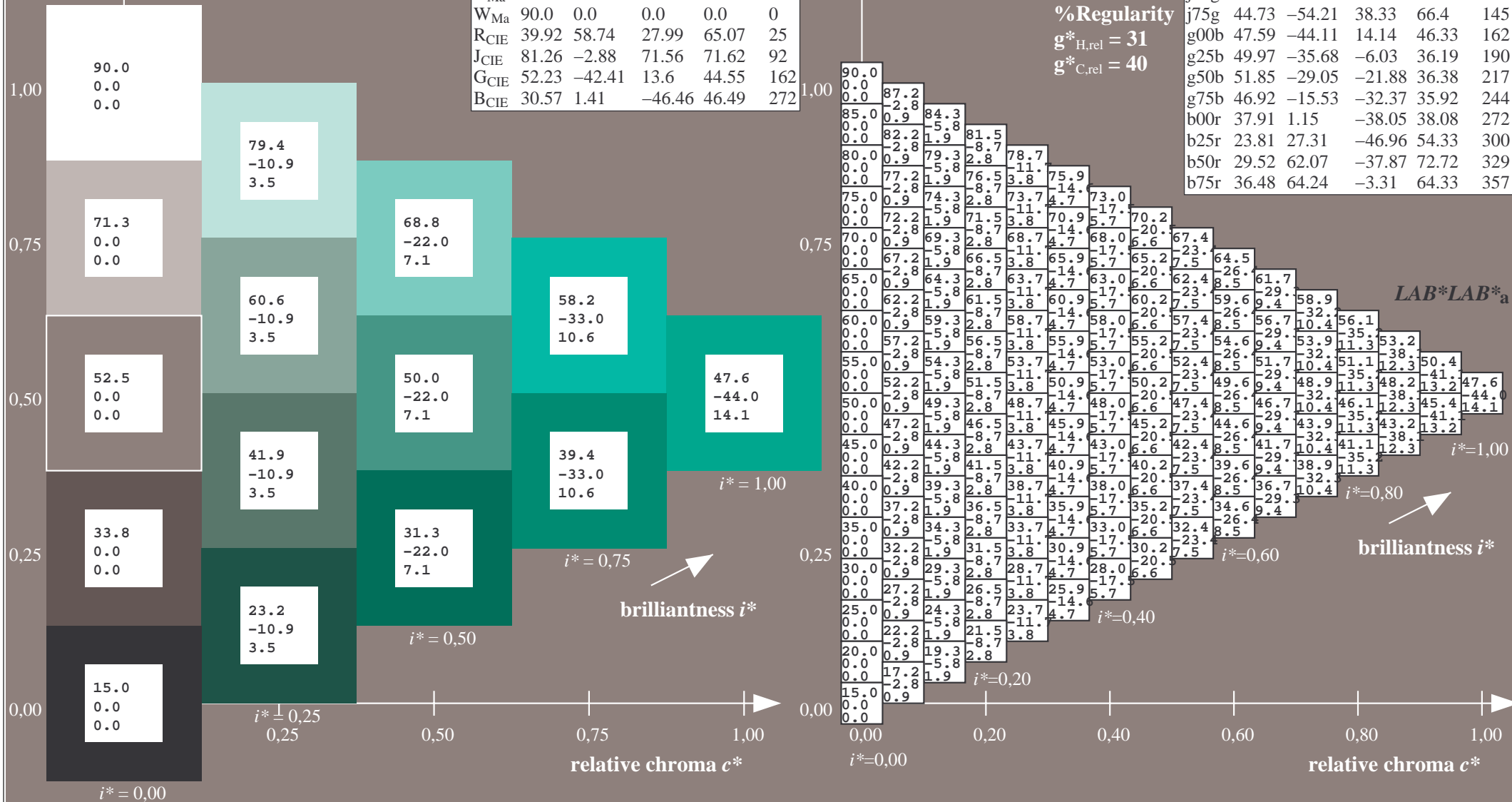
	$L^*=L^*_a$	a^*_a	b^*_a	$C^*_{ab,a}$	$h^*_{ab,a}$
O _{Ma}	35.06	53.93	39.55	66.88	36
Y _{Ma}	83.77	-4.63	98.26	98.37	93
L _{Ma}	44.13	-56.32	43.36	71.09	142
C _{Ma}	52.66	-26.18	-28.74	38.89	228
V _{Ma}	14.15	45.22	-53.06	69.72	310
M _{Ma}	37.37	70.69	-30.1	76.83	337
N _{Ma}	15.0	0.0	0.0	0.0	0
W _{Ma}	90.0	0.0	0.0	0.0	0
R _{CIE}	39.92	58.74	27.99	65.07	25
J _{CIE}	81.26	-2.88	71.56	71.62	92
G _{CIE}	52.23	-42.41	13.6	44.55	162
B _{CIE}	30.57	1.41	-46.46	46.49	272

Data for maximum colour (Ma):

$LAB^*LAB^*_Ma$: 48 -43 14
 $LAB^*LCH^*_Ma$: 48 46 162
 $lab^*rgb^*_Ma$: 0.0 1.0 0.0
 $lab^*olv^*_Ma$: 0.0 1.0 0.41

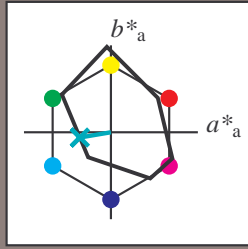
FRS15_90a; adapted (a) CIELAB data

	$L^*=L^*_a$	a^*_a	b^*_a	$C^*_{ab,a}$	$h^*_{ab,a}$
r00j	35.47	56.92	27.12	63.05	25
r25j	39.12	49.04	44.45	66.19	42
r50j	50.64	35.19	58.33	68.13	59
r75j	64.01	19.11	74.45	76.87	76
j00g	83.18	-3.93	97.56	97.64	92
j25g	66.73	-26.86	74.66	79.35	110
j50g	54.03	-43.42	57.07	71.71	127
j75g	44.73	-54.21	38.33	66.4	145
g00b	47.59	-44.11	14.14	46.33	162
g25b	49.97	-35.68	-6.03	36.19	190
g50b	51.85	-29.05	-21.88	36.38	217
g75b	46.92	-15.53	-32.37	35.92	244
b00r	37.91	1.15	-38.05	38.08	272
b25r	23.81	27.31	-46.96	54.33	300
b50r	29.52	62.07	-37.87	72.72	329
b75r	36.48	64.24	-3.31	64.33	357



Input and output: Colorimetric Printer Reflective System FRS15_90a for relative CIELAB hue $h^* = lab^*h^* = h_{ab}/360 = 190/360 = 0.527$
 data for any colour:

lab^*tch^* and lab^*icu^*
 elementary hue text:
 $u^* = g25b$
 contrast reduction factor:
 $c_R = 0.9$
 triangle lightness t^*



FRS15_90a; adapted (a) CIELAB data

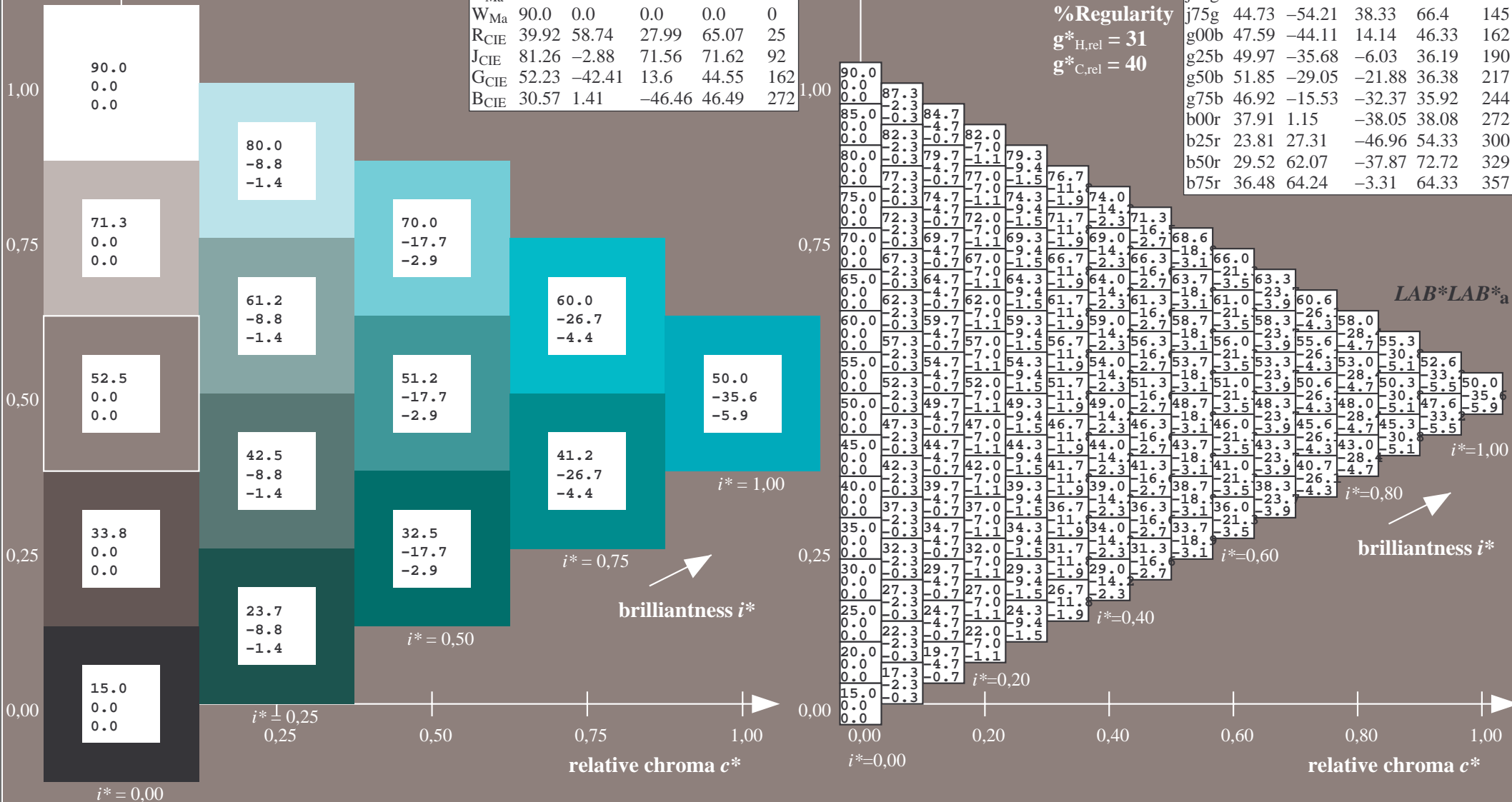
	$L^*=L^*_a$	a^*_a	b^*_a	$C^*_{ab,a}$	$h^*_{ab,a}$
O _{Ma}	35.06	53.93	39.55	66.88	36
Y _{Ma}	83.77	-4.63	98.26	98.37	93
L _{Ma}	44.13	-56.32	43.36	71.09	142
C _{Ma}	52.66	-26.18	-28.74	38.89	228
V _{Ma}	14.15	45.22	-53.06	69.72	310
M _{Ma}	37.37	70.69	-30.1	76.83	337
N _{Ma}	15.0	0.0	0.0	0.0	0
W _{Ma}	90.0	0.0	0.0	0.0	0
R _{CIE}	39.92	58.74	27.99	65.07	25
J _{CIE}	81.26	-2.88	71.56	71.62	92
G _{CIE}	52.23	-42.41	13.6	44.55	162
B _{CIE}	30.57	1.41	-46.46	46.49	272

Data for maximum colour (Ma):

$LAB^*LAB^*_{Ma}$: 50 -35 -5
 $LAB^*LCH^*_{Ma}$: 50 36 190
 $lab^*rgb^*_{Ma}$: 0.0 1.0 0.5
 $lab^*olv^*_{Ma}$: 0.0 1.0 0.69

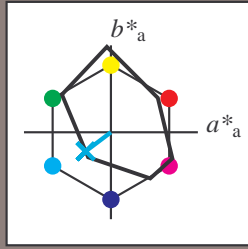
FRS15_90a; adapted (a) CIELAB data

	$L^*=L^*_a$	a^*_a	b^*_a	$C^*_{ab,a}$	$h^*_{ab,a}$
r00j	35.47	56.92	27.12	63.05	25
r25j	39.12	49.04	44.45	66.19	42
r50j	50.64	35.19	58.33	68.13	59
r75j	64.01	19.11	74.45	76.87	76
j00g	83.18	-3.93	97.56	97.64	92
j25g	66.73	-26.86	74.66	79.35	110
j50g	54.03	-43.42	57.07	71.71	127
j75g	44.73	-54.21	38.33	66.4	145
g00b	47.59	-44.11	14.14	46.33	162
g25b	49.97	-35.68	-6.03	36.19	190
g50b	51.85	-29.05	-21.88	36.38	217
g75b	46.92	-15.53	-32.37	35.92	244
b00r	37.91	1.15	-38.05	38.08	272
b25r	23.81	27.31	-46.96	54.33	300
b50r	29.52	62.07	-37.87	72.72	329
b75r	36.48	64.24	-3.31	64.33	357



Input and output: Colorimetric Printer Reflective System FRS15_90a for relative CIELAB hue $h^* = lab^*h^* = h_{ab}/360 = 217/360 = 0.603$
 data for any colour:

lab^*tch^* and lab^*icu^*
 elementary hue text:
 $u^* = g50b$
 contrast reduction factor:
 $c_R = 0.9$
 triangle lightness t^*



FRS15_90a; adapted (a) CIELAB data

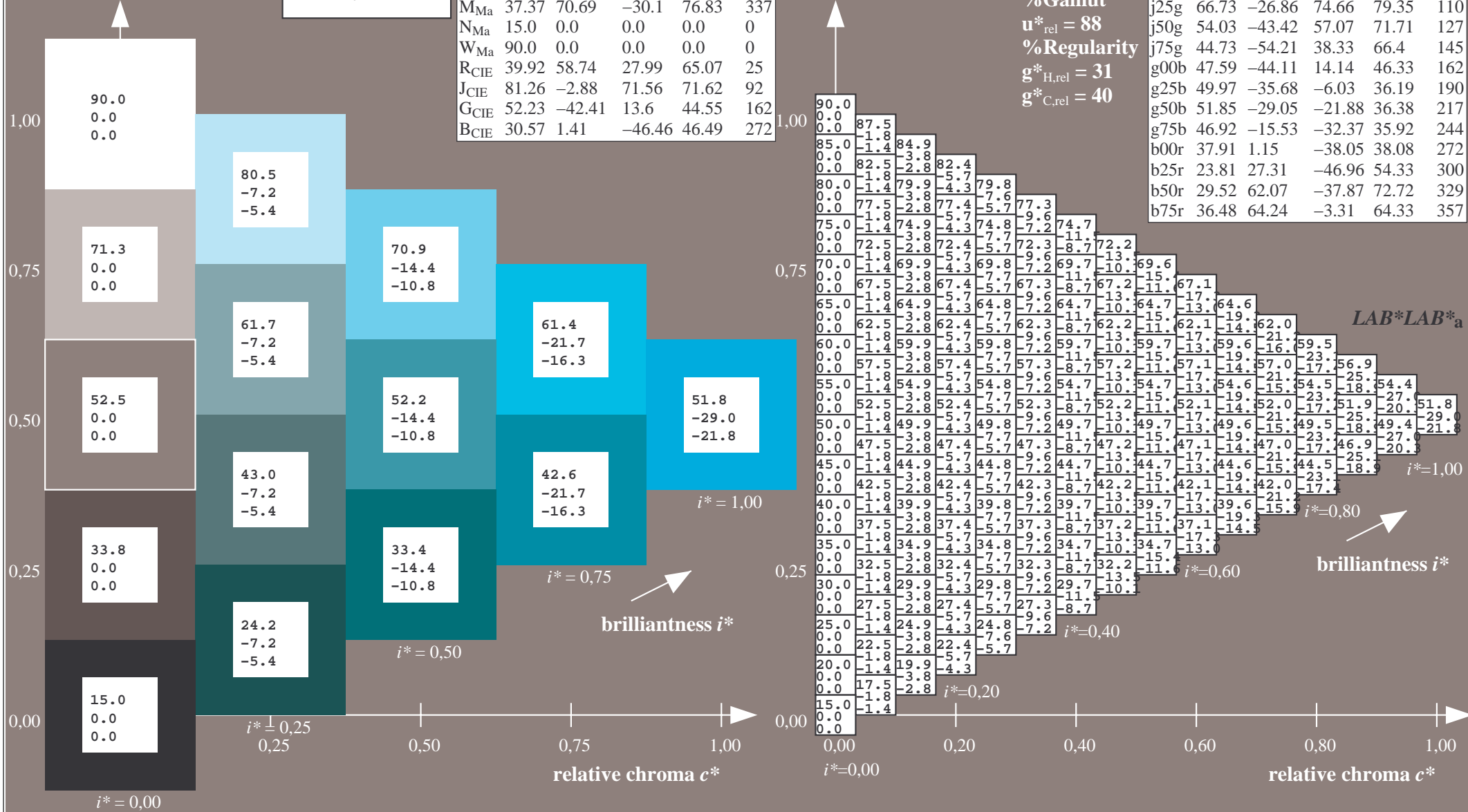
	$L^*=L^*_a$	a^*_a	b^*_a	$C^*_{ab,a}$	$h^*_{ab,a}$
O _{Ma}	35.06	53.93	39.55	66.88	36
Y _{Ma}	83.77	-4.63	98.26	98.37	93
L _{Ma}	44.13	-56.32	43.36	71.09	142
C _{Ma}	52.66	-26.18	-28.74	38.89	228
V _{Ma}	14.15	45.22	-53.06	69.72	310
M _{Ma}	37.37	70.69	-30.1	76.83	337
N _{Ma}	15.0	0.0	0.0	0.0	0
W _{Ma}	90.0	0.0	0.0	0.0	0
R _{CIE}	39.92	58.74	27.99	65.07	25
J _{CIE}	81.26	-2.88	71.56	71.62	92
G _{CIE}	52.23	-42.41	13.6	44.55	162
B _{CIE}	30.57	1.41	-46.46	46.49	272

Data for maximum colour (Ma):

$LAB^*LAB^*_Ma$: 52 -28 -21
 $LAB^*LCH^*_Ma$: 52 36 217
 $lab^*rgb^*_Ma$: 0.0 1.0 1.0
 $lab^*olv^*_Ma$: 0.0 1.0 0.9

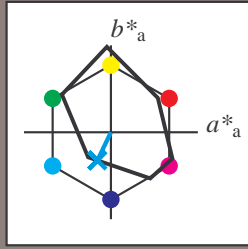
FRS15_90a; adapted (a) CIELAB data

	$L^*=L^*_a$	a^*_a	b^*_a	$C^*_{ab,a}$	$h^*_{ab,a}$
r00j	35.47	56.92	27.12	63.05	25
r25j	39.12	49.04	44.45	66.19	42
r50j	50.64	35.19	58.33	68.13	59
r75j	64.01	19.11	74.45	76.87	76
j00g	83.18	-3.93	97.56	97.64	92
j25g	66.73	-26.86	74.66	79.35	110
j50g	54.03	-43.42	57.07	71.71	127
j75g	44.73	-54.21	38.33	66.4	145
g00b	47.59	-44.11	14.14	46.33	162
g25b	49.97	-35.68	-6.03	36.19	190
g50b	51.85	-29.05	-21.88	36.38	217
g75b	46.92	-15.53	-32.37	35.92	244
b00r	37.91	1.15	-38.05	38.08	272
b25r	23.81	27.31	-46.96	54.33	300
b50r	29.52	62.07	-37.87	72.72	329
b75r	36.48	64.24	-3.31	64.33	357



Input and output: Colorimetric Printer Reflective System FRS15_90a for relative CIELAB hue $h^* = lab^*h^* = h_{ab}/360 = 244/360 = 0.679$
 data for any colour:

lab^*tch^* and lab^*icu^*
 elementary hue text:
 $u^* = g75b$
 contrast reduction factor:
 $c_R = 0.9$
 triangle lightness t^*



FRS15_90a; adapted (a) CIELAB data

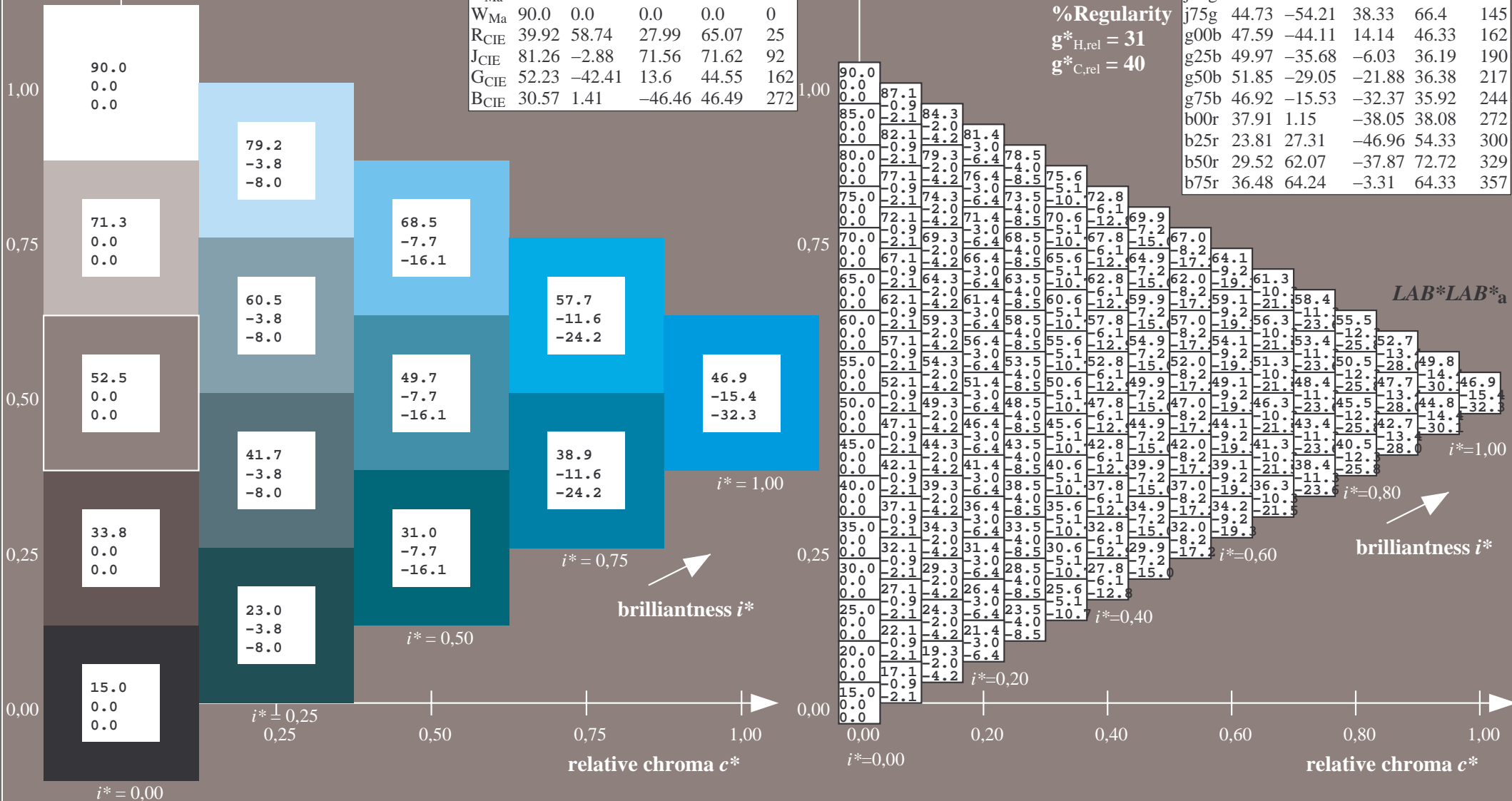
	$L^*=L^*_a$	a^*_a	b^*_a	$C^*_{ab,a}$	$h^*_{ab,a}$
O _{Ma}	35.06	53.93	39.55	66.88	36
Y _{Ma}	83.77	-4.63	98.26	98.37	93
L _{Ma}	44.13	-56.32	43.36	71.09	142
C _{Ma}	52.66	-26.18	-28.74	38.89	228
V _{Ma}	14.15	45.22	-53.06	69.72	310
M _{Ma}	37.37	70.69	-30.1	76.83	337
N _{Ma}	15.0	0.0	0.0	0.0	0
W _{Ma}	90.0	0.0	0.0	0.0	0
R _{CIE}	39.92	58.74	27.99	65.07	25
J _{CIE}	81.26	-2.88	71.56	71.62	92
G _{CIE}	52.23	-42.41	13.6	44.55	162
B _{CIE}	30.57	1.41	-46.46	46.49	272

Data for maximum colour (Ma):

$LAB^*LAB^*_{Ma}$: 47 -15 -31
 $LAB^*LCH^*_{Ma}$: 47 36 244
 $lab^*rgb^*_{Ma}$: 0.0 0.5 1.0
 $lab^*olv^*_{Ma}$: 0.0 0.85 1.0

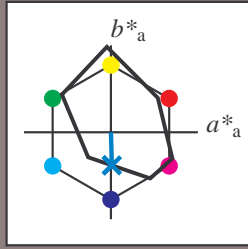
FRS15_90a; adapted (a) CIELAB data

	$L^*=L^*_a$	a^*_a	b^*_a	$C^*_{ab,a}$	$h^*_{ab,a}$
r00j	35.47	56.92	27.12	63.05	25
r25j	39.12	49.04	44.45	66.19	42
r50j	50.64	35.19	58.33	68.13	59
r75j	64.01	19.11	74.45	76.87	76
j00g	83.18	-3.93	97.56	97.64	92
j25g	66.73	-26.86	74.66	79.35	110
j50g	54.03	-43.42	57.07	71.71	127
j75g	44.73	-54.21	38.33	66.4	145
g00b	47.59	-44.11	14.14	46.33	162
g25b	49.97	-35.68	-6.03	36.19	190
g50b	51.85	-29.05	-21.88	36.38	217
g75b	46.92	-15.53	-32.37	35.92	244
b00r	37.91	1.15	-38.05	38.08	272
b25r	23.81	27.31	-46.96	54.33	300
b50r	29.52	62.07	-37.87	72.72	329
b75r	36.48	64.24	-3.31	64.33	357



Input and output: Colorimetric Printer Reflective System FRS15_90a for relative CIELAB hue $h^* = lab^*h^* = h_{ab}/360 = 272/360 = 0.755$
 data for any colour:

lab^*tch^* and lab^*icu^*
 elementary hue text:
 $u^* = b00r$
 contrast reduction factor:
 $c_R = 0.9$
 triangle lightness t^*



FRS15_90a; adapted (a) CIELAB data

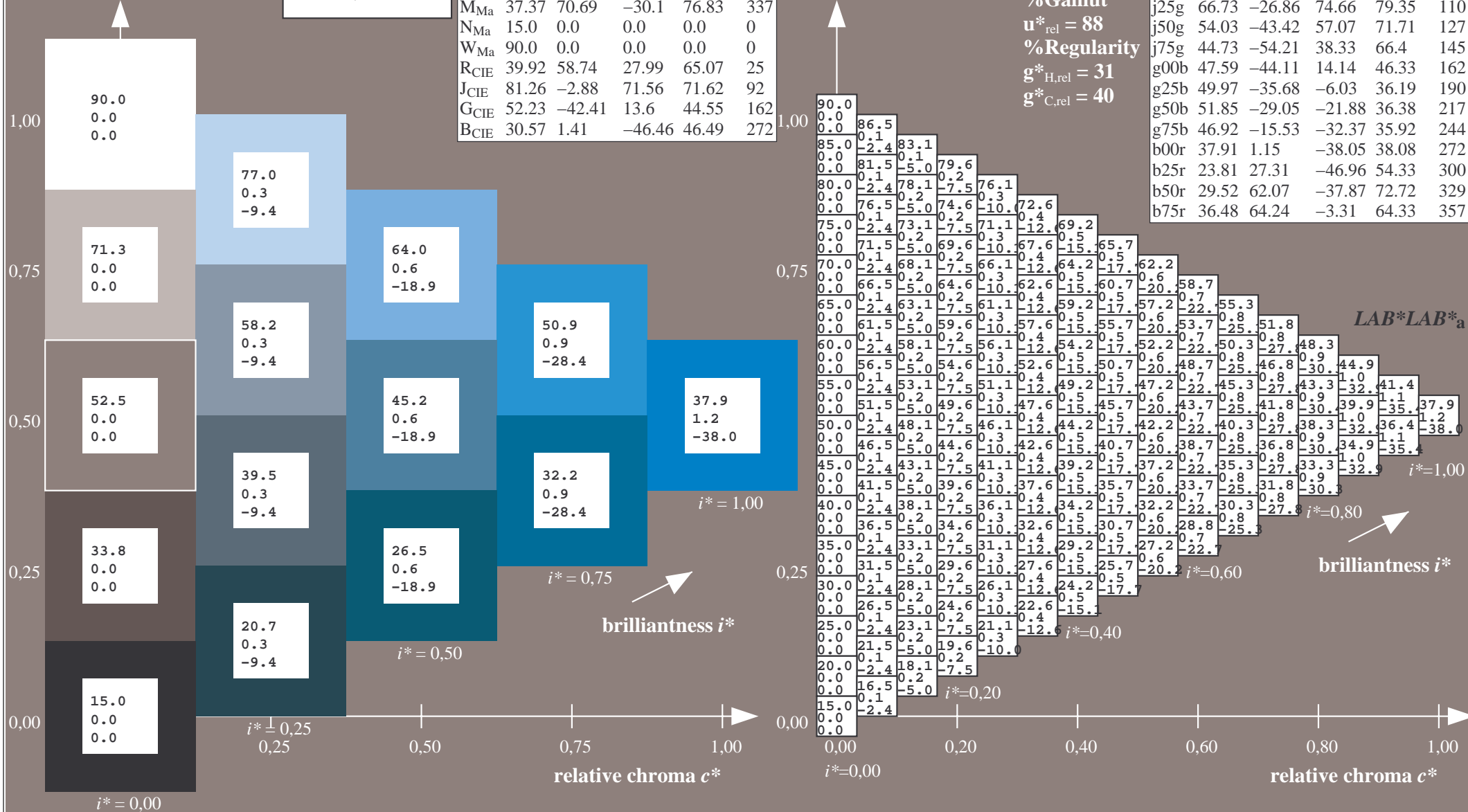
	$L^*=L^*_a$	a^*_a	b^*_a	$C^*_{ab,a}$	$h^*_{ab,a}$
O _{Ma}	35.06	53.93	39.55	66.88	36
Y _{Ma}	83.77	-4.63	98.26	98.37	93
L _{Ma}	44.13	-56.32	43.36	71.09	142
C _{Ma}	52.66	-26.18	-28.74	38.89	228
V _{Ma}	14.15	45.22	-53.06	69.72	310
M _{Ma}	37.37	70.69	-30.1	76.83	337
N _{Ma}	15.0	0.0	0.0	0.0	0
W _{Ma}	90.0	0.0	0.0	0.0	0
R _{CIE}	39.92	58.74	27.99	65.07	25
J _{CIE}	81.26	-2.88	71.56	71.62	92
G _{CIE}	52.23	-42.41	13.6	44.55	162
B _{CIE}	30.57	1.41	-46.46	46.49	272

Data for maximum colour (Ma):

$LAB^*LAB^*_Ma$: 38 1 -37
 $LAB^*LCH^*_Ma$: 38 38 272
 $lab^*rgb^*_Ma$: 0.0 0.0 1.0
 $lab^*olv^*_Ma$: 0.0 0.62 1.0

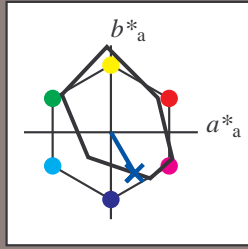
FRS15_90a; adapted (a) CIELAB data

	$L^*=L^*_a$	a^*_a	b^*_a	$C^*_{ab,a}$	$h^*_{ab,a}$
r00j	35.47	56.92	27.12	63.05	25
r25j	39.12	49.04	44.45	66.19	42
r50j	50.64	35.19	58.33	68.13	59
r75j	64.01	19.11	74.45	76.87	76
j00g	83.18	-3.93	97.56	97.64	92
j25g	66.73	-26.86	74.66	79.35	110
j50g	54.03	-43.42	57.07	71.71	127
j75g	44.73	-54.21	38.33	66.4	145
g00b	47.59	-44.11	14.14	46.33	162
g25b	49.97	-35.68	-6.03	36.19	190
g50b	51.85	-29.05	-21.88	36.38	217
g75b	46.92	-15.53	-32.37	35.92	244
b00r	37.91	1.15	-38.05	38.08	272
b25r	23.81	27.31	-46.96	54.33	300
b50r	29.52	62.07	-37.87	72.72	329
b75r	36.48	64.24	-3.31	64.33	357



Input and output: Colorimetric Printer Reflective System FRS15_90a for relative CIELAB hue $h^* = lab^*h^* = h_{ab}/360 = 300/360 = 0.834$
 data for any colour:

lab^*tch^* and lab^*icu^*
 elementary hue text:
 $u^* = b25r$
 contrast reduction factor:
 $c_R = 0.9$
 triangle lightness t^*



FRS15_90a; adapted (a) CIELAB data

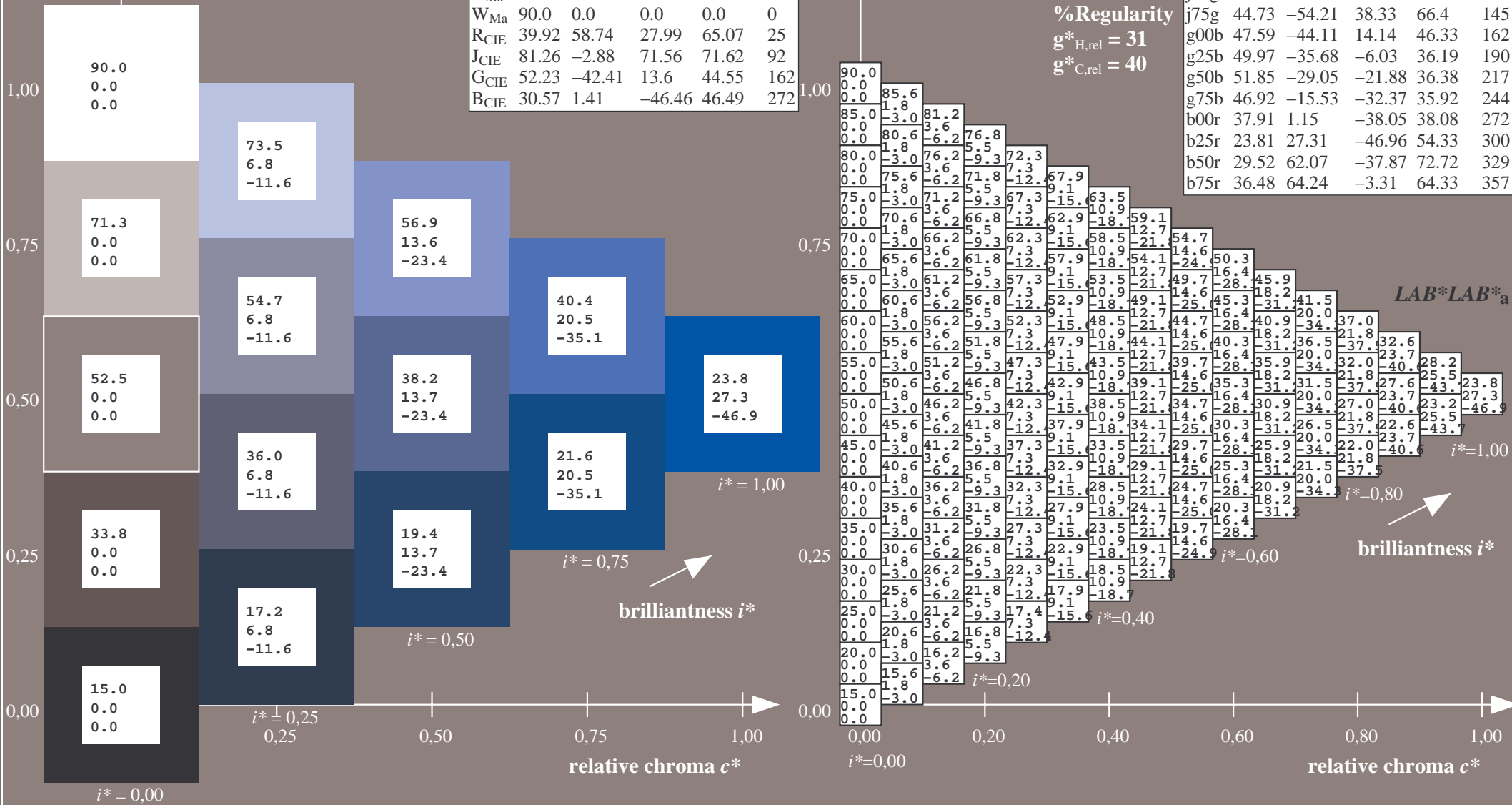
	$L^*=L^*_a$	a^*_a	b^*_a	$C^*_{ab,a}$	$h^*_{ab,a}$
O _{Ma}	35.06	53.93	39.55	66.88	36
Y _{Ma}	83.77	-4.63	98.26	98.37	93
L _{Ma}	44.13	-56.32	43.36	71.09	142
C _{Ma}	52.66	-26.18	-28.74	38.89	228
V _{Ma}	14.15	45.22	-53.06	69.72	310
M _{Ma}	37.37	70.69	-30.1	76.83	337
N _{Ma}	15.0	0.0	0.0	0.0	0
W _{Ma}	90.0	0.0	0.0	0.0	0
R _{CIE}	39.92	58.74	27.99	65.07	25
J _{CIE}	81.26	-2.88	71.56	71.62	92
G _{CIE}	52.23	-42.41	13.6	44.55	162
B _{CIE}	30.57	1.41	-46.46	46.49	272

Data for maximum colour (Ma):

$LAB^*LAB^*_Ma$: 24 27 -46
 $LAB^*LCH^*_Ma$: 24 54 300
 $lab^*rgb^*_Ma$: 0.5 0.0 1.0
 $lab^*olv^*_Ma$: 0.0 0.25 1.0

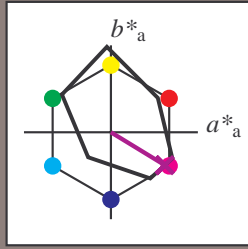
FRS15_90a; adapted (a) CIELAB data

	$L^*=L^*_a$	a^*_a	b^*_a	$C^*_{ab,a}$	$h^*_{ab,a}$
r00j	35.47	56.92	27.12	63.05	25
r25j	39.12	49.04	44.45	66.19	42
r50j	50.64	35.19	58.33	68.13	59
r75j	64.01	19.11	74.45	76.87	76
j00g	83.18	-3.93	97.56	97.64	92
j25g	66.73	-26.86	74.66	79.35	110
j50g	54.03	-43.42	57.07	71.71	127
j75g	44.73	-54.21	38.33	66.4	145
g00b	47.59	-44.11	14.14	46.33	162
g25b	49.97	-35.68	-6.03	36.19	190
g50b	51.85	-29.05	-21.88	36.38	217
g75b	46.92	-15.53	-32.37	35.92	244
b00r	37.91	1.15	-38.05	38.08	272
b25r	23.81	27.31	-46.96	54.33	300
b50r	29.52	62.07	-37.87	72.72	329
b75r	36.48	64.24	-3.31	64.33	357



Input and output: Colorimetric Printer Reflective System FRS15_90a for relative CIELAB hue $h^* = lab^*h^* = h_{ab}/360 = 329/360 = 0.913$
 data for any colour:

lab^*tch^* and lab^*icu^*
 elementary hue text:
 $u^* = b50r$
 contrast reduction factor:
 $c_R = 0.9$
 triangle lightness t^*



FRS15_90a; adapted (a) CIELAB data

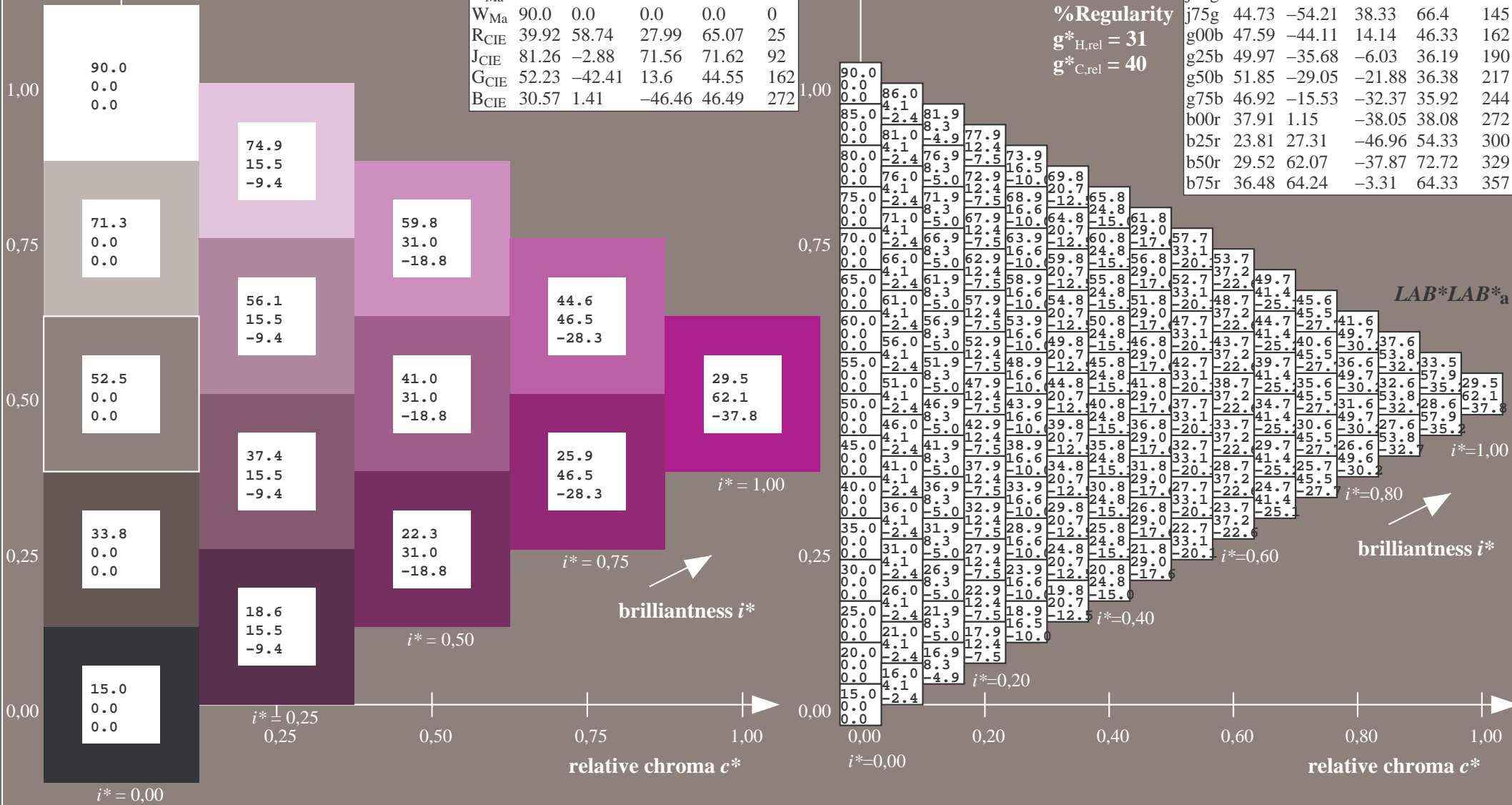
	$L^*=L^*_a$	a^*_a	b^*_a	$C^*_{ab,a}$	$h^*_{ab,a}$
O _{Ma}	35.06	53.93	39.55	66.88	36
Y _{Ma}	83.77	-4.63	98.26	98.37	93
L _{Ma}	44.13	-56.32	43.36	71.09	142
C _{Ma}	52.66	-26.18	-28.74	38.89	228
V _{Ma}	14.15	45.22	-53.06	69.72	310
M _{Ma}	37.37	70.69	-30.1	76.83	337
N _{Ma}	15.0	0.0	0.0	0.0	0
W _{Ma}	90.0	0.0	0.0	0.0	0
R _{CIE}	39.92	58.74	27.99	65.07	25
J _{CIE}	81.26	-2.88	71.56	71.62	92
G _{CIE}	52.23	-42.41	13.6	44.55	162
B _{CIE}	30.57	1.41	-46.46	46.49	272

Data for maximum colour (Ma):

$LAB^*LAB^*_Ma: 30\ 62\ -37$
 $LAB^*LCH^*_Ma: 30\ 73\ 329$
 $lab^*rgb^*_Ma: 1.0\ 0.0\ 1.0$
 $lab^*olv^*_Ma: 0.66\ 0.0\ 1.0$

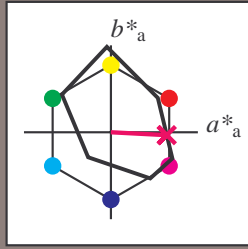
FRS15_90a; adapted (a) CIELAB data

	$L^*=L^*_a$	a^*_a	b^*_a	$C^*_{ab,a}$	$h^*_{ab,a}$
r00j	35.47	56.92	27.12	63.05	25
r25j	39.12	49.04	44.45	66.19	42
r50j	50.64	35.19	58.33	68.13	59
r75j	64.01	19.11	74.45	76.87	76
j00g	83.18	-3.93	97.56	97.64	92
j25g	66.73	-26.86	74.66	79.35	110
j50g	54.03	-43.42	57.07	71.71	127
j75g	44.73	-54.21	38.33	66.4	145
g00b	47.59	-44.11	14.14	46.33	162
g25b	49.97	-35.68	-6.03	36.19	190
g50b	51.85	-29.05	-21.88	36.38	217
g75b	46.92	-15.53	-32.37	35.92	244
b00r	37.91	1.15	-38.05	38.08	272
b25r	23.81	27.31	-46.96	54.33	300
b50r	29.52	62.07	-37.87	72.72	329
b75r	36.48	64.24	-3.31	64.33	357



Input and output: Colorimetric Printer Reflective System FRS15_90a for relative CIELAB hue $h^* = lab^*h^* = h_{ab}/360 = 357/360 = 0.992$
 data for any colour:

lab^*tch^* and lab^*icu^*
 elementary hue text:
 $u^* = b75r$
 contrast reduction factor:
 $c_R = 0.9$
 triangle lightness t^*



FRS15_90a; adapted (a) CIELAB data

	$L^*=L^*_a$	a^*_a	b^*_a	$C^*_{ab,a}$	$h^*_{ab,a}$
O _{Ma}	35.06	53.93	39.55	66.88	36
Y _{Ma}	83.77	-4.63	98.26	98.37	93
L _{Ma}	44.13	-56.32	43.36	71.09	142
C _{Ma}	52.66	-26.18	-28.74	38.89	228
V _{Ma}	14.15	45.22	-53.06	69.72	310
M _{Ma}	37.37	70.69	-30.1	76.83	337
N _{Ma}	15.0	0.0	0.0	0.0	0
W _{Ma}	90.0	0.0	0.0	0.0	0
R _{CIE}	39.92	58.74	27.99	65.07	25
J _{CIE}	81.26	-2.88	71.56	71.62	92
G _{CIE}	52.23	-42.41	13.6	44.55	162
B _{CIE}	30.57	1.41	-46.46	46.49	272

Data for maximum colour (Ma):

$LAB^*LAB^*_Ma: 36\ 64\ -2$
 $LAB^*LCH^*_Ma: 36\ 64\ 357$
 $lab^*rgb^*_Ma: 1.0\ 0.0\ 0.5$
 $lab^*olv^*_Ma: 1.0\ 0.0\ 0.62$

FRS15_90a; adapted (a) CIELAB data

	$L^*=L^*_a$	a^*_a	b^*_a	$C^*_{ab,a}$	$h^*_{ab,a}$
r00j	35.47	56.92	27.12	63.05	25
r25j	39.12	49.04	44.45	66.19	42
r50j	50.64	35.19	58.33	68.13	59
r75j	64.01	19.11	74.45	76.87	76
j00g	83.18	-3.93	97.56	97.64	92
j25g	66.73	-26.86	74.66	79.35	110
j50g	54.03	-43.42	57.07	71.71	127
j75g	44.73	-54.21	38.33	66.4	145
g00b	47.59	-44.11	14.14	46.33	162
g25b	49.97	-35.68	-6.03	36.19	190
g50b	51.85	-29.05	-21.88	36.38	217
g75b	46.92	-15.53	-32.37	35.92	244
b00r	37.91	1.15	-38.05	38.08	272
b25r	23.81	27.31	-46.96	54.33	300
b50r	29.52	62.07	-37.87	72.72	329
b75r	36.48	64.24	-3.31	64.33	357

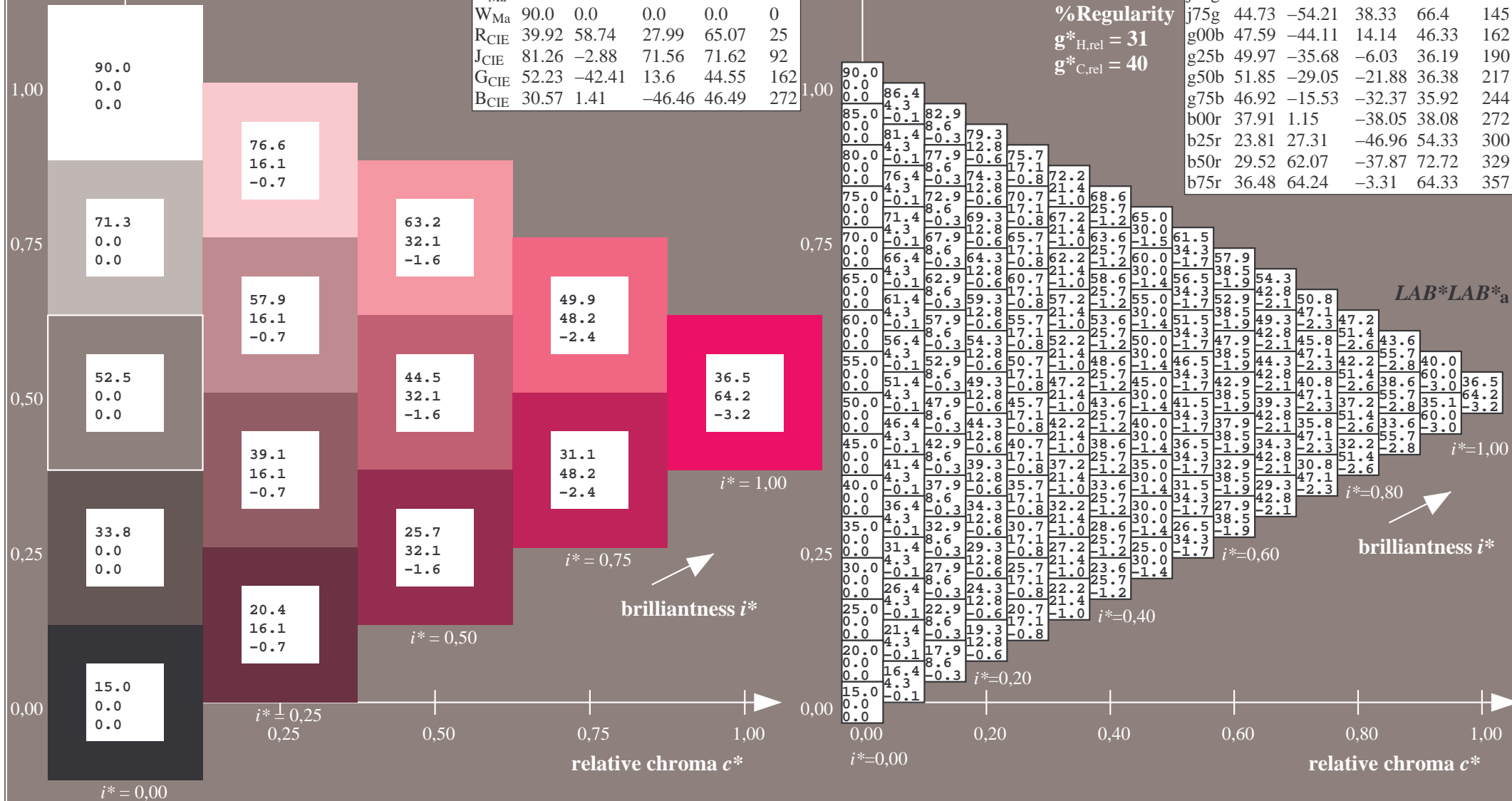


Table with 27 rows (01-27) and 30 columns (A-Z). Each cell contains numerical data. The last column is labeled 'LAB*LAB*3'. The table is separated into 27 horizontal sections, one for each row.

Input and output:
Colorimetric Printer Reflective System FRS15_90a
data for any colour:

lab^*_{tch} and lab^*_{icu}

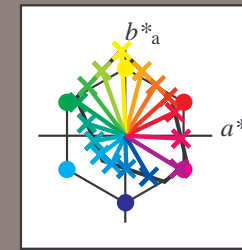
elementary hue text:

$u^* = 16$ hues $r00j, r25j, \dots, b75r$

contrast reduction factor:

$c_R = 0.9$

FRS15_90a; adapted (a) CIELAB data					
	$L^*=L^*_a$	a^*_a	b^*_a	$C^*_{ab,a}$	$h^*_{ab,a}$
r00j	35.47	56.92	27.12	63.05	25
r25j	39.12	49.04	44.45	66.19	42
r50j	50.64	35.19	58.33	68.13	59
r75j	64.01	19.11	74.45	76.87	76
j00g	83.18	-3.93	97.56	97.64	92
j25g	66.73	-26.86	74.66	79.35	110
j50g	54.03	-43.42	57.07	71.71	127
j75g	44.73	-54.21	38.33	66.4	145
g00b	47.59	-44.11	14.14	46.33	162
g25b	49.97	-35.68	-6.03	36.19	190
g50b	51.85	-29.05	-21.88	36.38	217
g75b	46.92	-15.53	-32.37	35.92	244
b00r	37.91	1.15	-38.05	38.08	272
b25r	23.81	27.31	-46.96	54.33	300
b50r	29.52	62.07	-37.87	72.72	329
b75r	36.48	64.24	-3.31	64.33	357



%Gamut

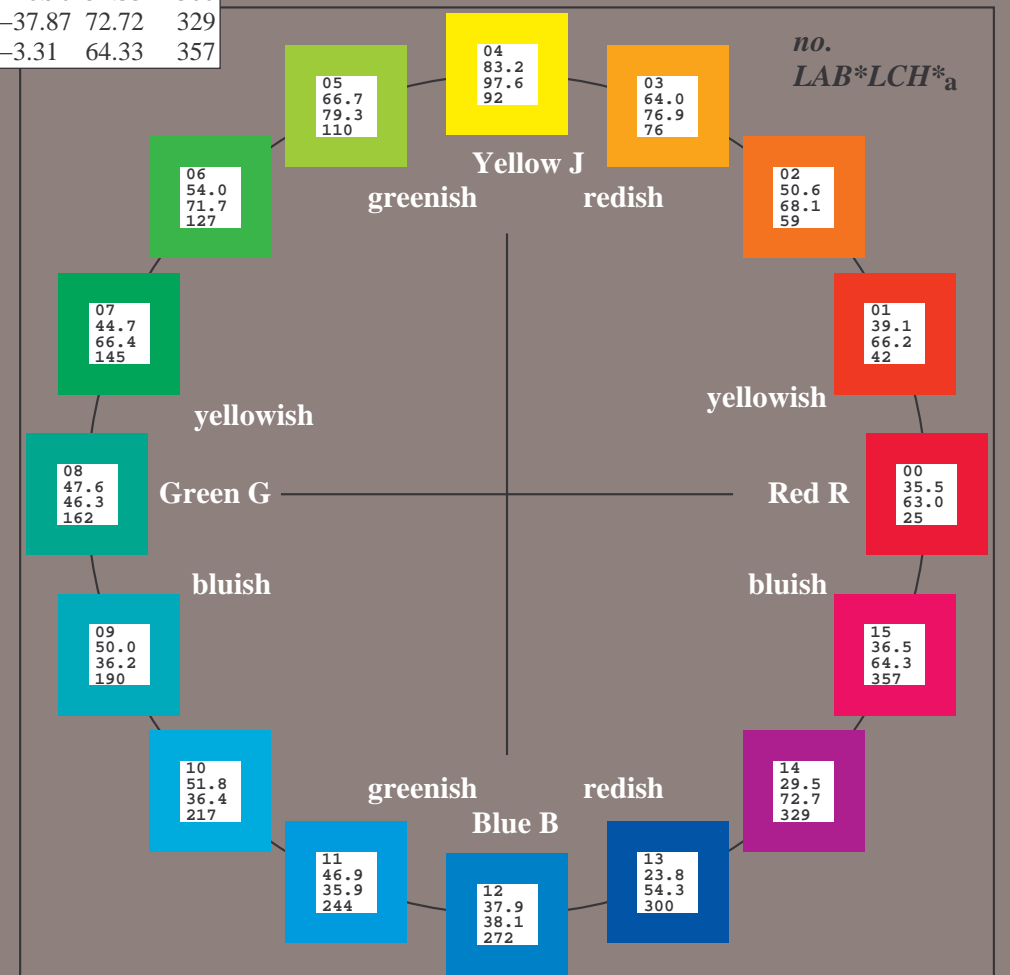
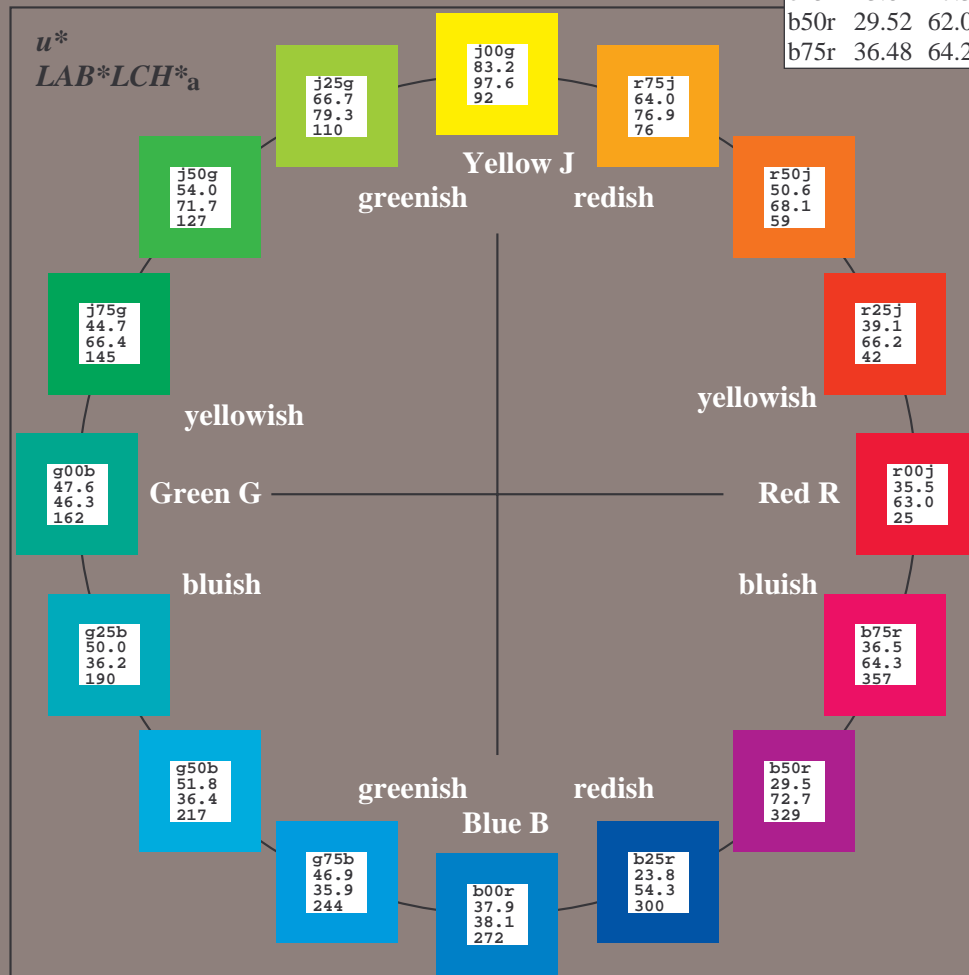
$u^*_{rel} = 88$

%Regularity

$g^*_{H,rel} = 31$

$g^*_{C,rel} = 40$

FRS15_90a; adapted (a) CIELAB data					
	$L^*=L^*_a$	a^*_a	b^*_a	$C^*_{ab,a}$	$h^*_{ab,a}$
O _{Ma}	35.06	53.93	39.55	66.88	36
Y _{Ma}	83.77	-4.63	98.26	98.37	93
L _{Ma}	44.13	-56.32	43.36	71.09	142
C _{Ma}	52.66	-26.18	-28.74	38.89	228
V _{Ma}	14.15	45.22	-53.06	69.72	310
M _{Ma}	37.37	70.69	-30.1	76.83	337
N _{Ma}	15.0	0.0	0.0	0.0	0
W _{Ma}	90.0	0.0	0.0	0.0	0
R _{CIE}	39.92	58.74	27.99	65.07	25
J _{CIE}	81.26	-2.88	71.56	71.62	92
G _{CIE}	52.23	-42.41	13.6	44.55	162
B _{CIE}	30.57	1.41	-46.46	46.49	272



Input and output: Colorimetric Printer Reflective System FRS15_90a for relative CIELAB hue $h^* = lab^*h^* = h_{ab}/360 = 25/360 = 0.071$

data for any colour:

lab^*tch^* and lab^*icu^*

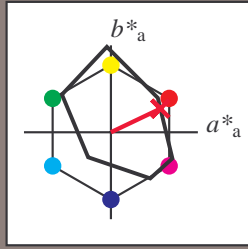
elementary hue text:

$u^* = r00j$

contrast reduction factor:

$c_R = 0.9$

triangle lightness t^*



FRS15_90a; adapted (a) CIELAB data

	$L^*=L^*_a$	a^*_a	b^*_a	$C^*_{ab,a}$	$h^*_{ab,a}$
O _{Ma}	35.06	53.93	39.55	66.88	36
Y _{Ma}	83.77	-4.63	98.26	98.37	93
L _{Ma}	44.13	-56.32	43.36	71.09	142
C _{Ma}	52.66	-26.18	-28.74	38.89	228
V _{Ma}	14.15	45.22	-53.06	69.72	310
M _{Ma}	37.37	70.69	-30.1	76.83	337
N _{Ma}	15.0	0.0	0.0	0.0	0
W _{Ma}	90.0	0.0	0.0	0.0	0
R _{CIE}	39.92	58.74	27.99	65.07	25
J _{CIE}	81.26	-2.88	71.56	71.62	92
G _{CIE}	52.23	-42.41	13.6	44.55	162
B _{CIE}	30.57	1.41	-46.46	46.49	272

Data for maximum colour (Ma):

$LAB^*LAB^*_Ma: 35\ 57\ 27$

$LAB^*LCH^*_Ma: 35\ 63\ 25$

$lab^*rgb^*_Ma: 1.0\ 0.0\ 0.0$

$lab^*olv^*_Ma: 1.0\ 0.0\ 0.18$

triangle lightness t^*

%Gamut

$u^*_{rel} = 88$

%Regularity

$g^*_{H,rel} = 31$

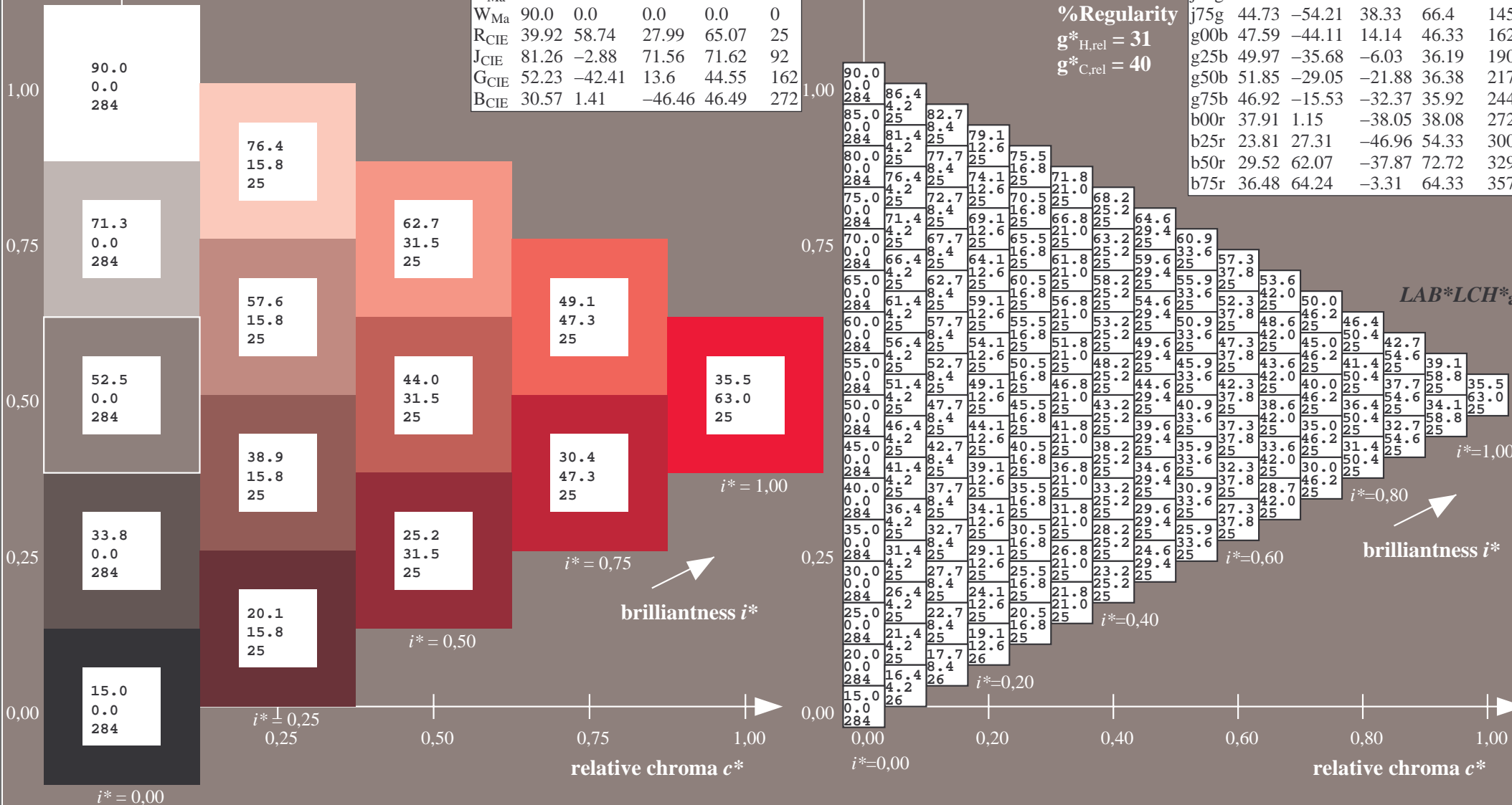
$g^*_{C,rel} = 40$

$u^* = r00j$

$LAB^*LCH^*_a$

FRS15_90a; adapted (a) CIELAB data

	$L^*=L^*_a$	a^*_a	b^*_a	$C^*_{ab,a}$	$h^*_{ab,a}$
r00j	35.47	56.92	27.12	63.05	25
r25j	39.12	49.04	44.45	66.19	42
r50j	50.64	35.19	58.33	68.13	59
r75j	64.01	19.11	74.45	76.87	76
j00g	83.18	-3.93	97.56	97.64	92
j25g	66.73	-26.86	74.66	79.35	110
j50g	54.03	-43.42	57.07	71.71	127
j75g	44.73	-54.21	38.33	66.4	145
g00b	47.59	-44.11	14.14	46.33	162
g25b	49.97	-35.68	-6.03	36.19	190
g50b	51.85	-29.05	-21.88	36.38	217
g75b	46.92	-15.53	-32.37	35.92	244
b00r	37.91	1.15	-38.05	38.08	272
b25r	23.81	27.31	-46.96	54.33	300
b50r	29.52	62.07	-37.87	72.72	329
b75r	36.48	64.24	-3.31	64.33	357



Input and output: Colorimetric Printer Reflective System FRS15_90a for relative CIELAB hue $h^* = lab^*h^* = h_{ab}/360 = 42/360 = 0.117$

data for any colour:

lab^*tch^* and lab^*icu^*

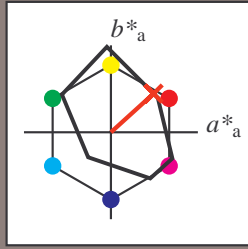
elementary hue text:

$u^* = r25j$

contrast reduction factor:

$c_R = 0.9$

triangle lightness t^*



FRS15_90a; adapted (a) CIELAB data

	$L^*=L^*_a$	a^*_a	b^*_a	$C^*_{ab,a}$	$h^*_{ab,a}$
O _{Ma}	35.06	53.93	39.55	66.88	36
Y _{Ma}	83.77	-4.63	98.26	98.37	93
L _{Ma}	44.13	-56.32	43.36	71.09	142
C _{Ma}	52.66	-26.18	-28.74	38.89	228
V _{Ma}	14.15	45.22	-53.06	69.72	310
M _{Ma}	37.37	70.69	-30.1	76.83	337
N _{Ma}	15.0	0.0	0.0	0.0	0
W _{Ma}	90.0	0.0	0.0	0.0	0
R _{CIE}	39.92	58.74	27.99	65.07	25
J _{CIE}	81.26	-2.88	71.56	71.62	92
G _{CIE}	52.23	-42.41	13.6	44.55	162
B _{CIE}	30.57	1.41	-46.46	46.49	272

Data for maximum colour (Ma):

$LAB^*LAB^*_Ma$: 39 49 44

$LAB^*LCH^*_Ma$: 39 66 42

$lab^*rgb^*_Ma$: 1.0 0.25 0.0

$lab^*olv^*_Ma$: 1.0 0.08 0.0

triangle lightness t^*

$u^*_{rel} = 88$

$g^*_{H,rel} = 31$

$g^*_{C,rel} = 40$

%Gamut

$u^*_{rel} = 88$

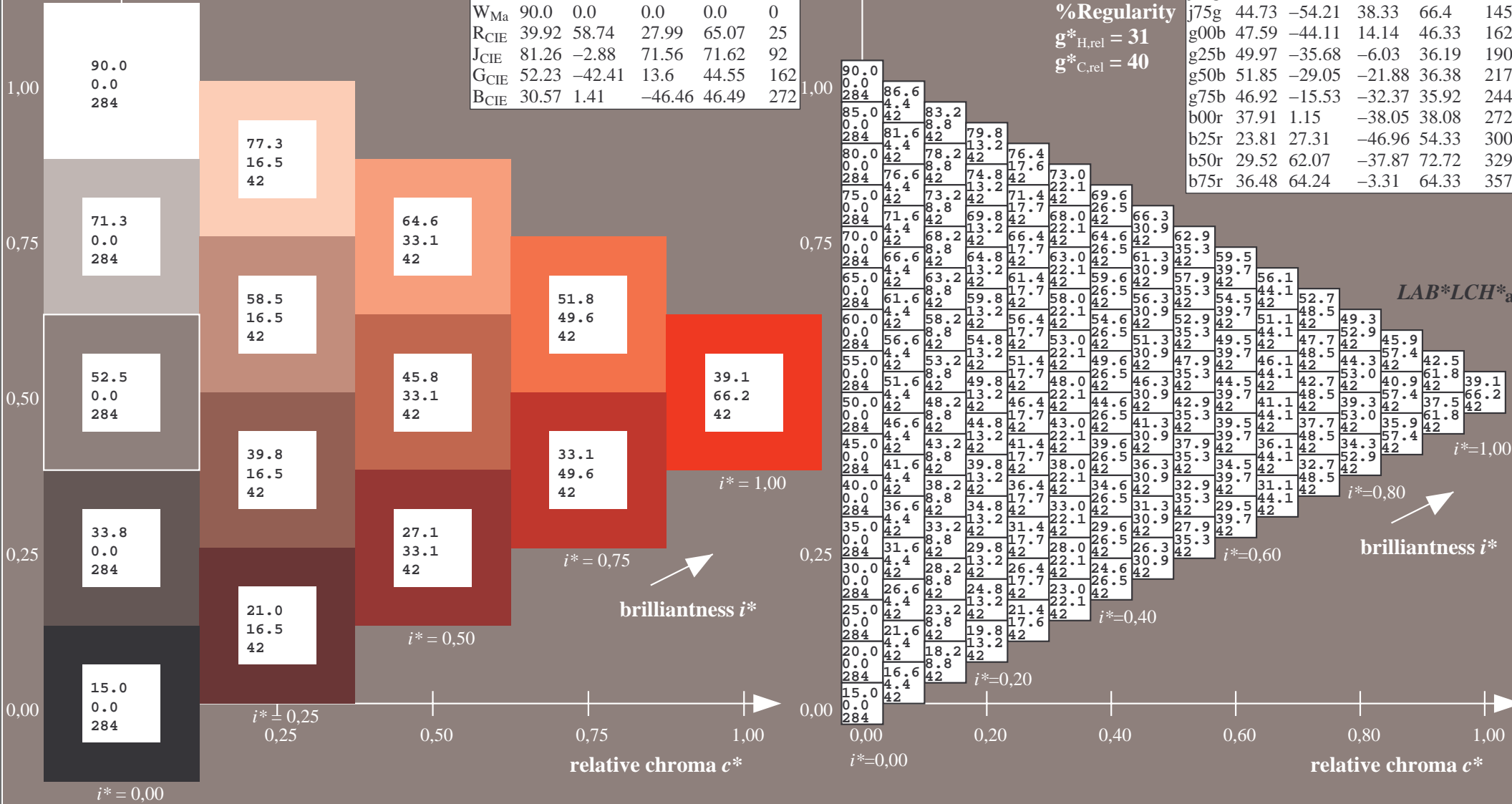
%Regularity

$g^*_{H,rel} = 31$

$g^*_{C,rel} = 40$

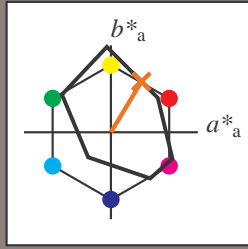
FRS15_90a; adapted (a) CIELAB data

	$L^*=L^*_a$	a^*_a	b^*_a	$C^*_{ab,a}$	$h^*_{ab,a}$
r00j	35.47	56.92	27.12	63.05	25
r25j	39.12	49.04	44.45	66.19	42
r50j	50.64	35.19	58.33	68.13	59
r75j	64.01	19.11	74.45	76.87	76
j00g	83.18	-3.93	97.56	97.64	92
j25g	66.73	-26.86	74.66	79.35	110
j50g	54.03	-43.42	57.07	71.71	127
j75g	44.73	-54.21	38.33	66.4	145
g00b	47.59	-44.11	14.14	46.33	162
g25b	49.97	-35.68	-6.03	36.19	190
g50b	51.85	-29.05	-21.88	36.38	217
g75b	46.92	-15.53	-32.37	35.92	244
b00r	37.91	1.15	-38.05	38.08	272
b25r	23.81	27.31	-46.96	54.33	300
b50r	29.52	62.07	-37.87	72.72	329
b75r	36.48	64.24	-3.31	64.33	357



Input and output: Colorimetric Printer Reflective System FRS15_90a for relative CIELAB hue $h^* = lab^*h^* = h_{ab}/360 = 59/360 = 0.164$
 data for any colour:

lab^*tch^* and lab^*icu^*
 elementary hue text:
 $u^* = r50j$
 contrast reduction factor:
 $c_R = 0.9$
 triangle lightness t^*



FRS15_90a; adapted (a) CIELAB data

	$L^*=L^*_a$	a^*_a	b^*_a	$C^*_{ab,a}$	$h^*_{ab,a}$
O _{Ma}	35.06	53.93	39.55	66.88	36
Y _{Ma}	83.77	-4.63	98.26	98.37	93
L _{Ma}	44.13	-56.32	43.36	71.09	142
C _{Ma}	52.66	-26.18	-28.74	38.89	228
V _{Ma}	14.15	45.22	-53.06	69.72	310
M _{Ma}	37.37	70.69	-30.1	76.83	337
N _{Ma}	15.0	0.0	0.0	0.0	0
W _{Ma}	90.0	0.0	0.0	0.0	0
R _{CIE}	39.92	58.74	27.99	65.07	25
J _{CIE}	81.26	-2.88	71.56	71.62	92
G _{CIE}	52.23	-42.41	13.6	44.55	162
B _{CIE}	30.57	1.41	-46.46	46.49	272

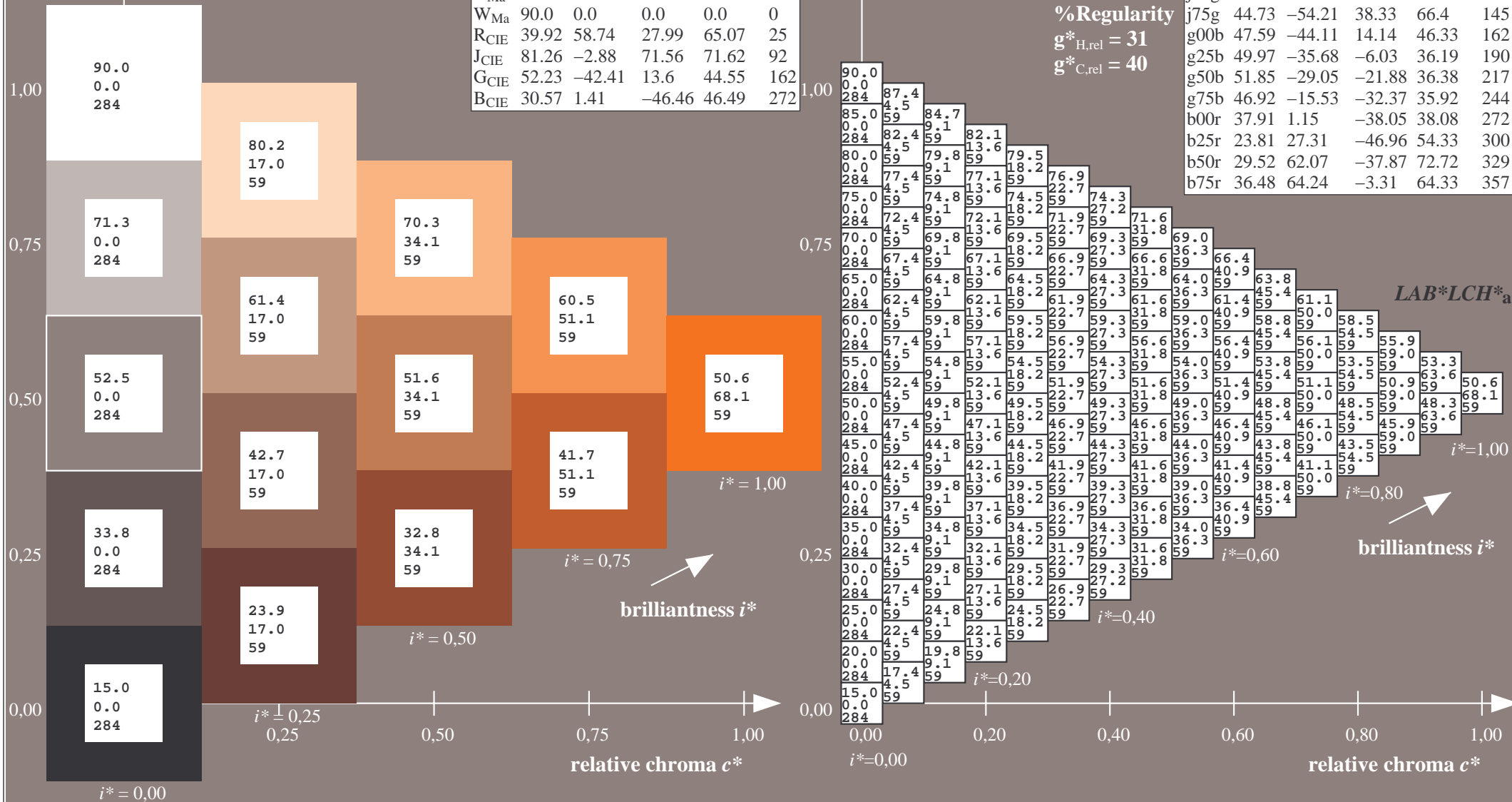
Data for maximum colour (Ma):

$LAB^*LAB^*_Ma$: 51 35 58
 $LAB^*LCH^*_Ma$: 51 68 59
 $lab^*rgb^*_Ma$: 1.0 0.5 0.0
 $lab^*olv^*_Ma$: 1.0 0.32 0.0

FRS15_90a; adapted (a) CIELAB data

	$L^*=L^*_a$	a^*_a	b^*_a	$C^*_{ab,a}$	$h^*_{ab,a}$
r00j	35.47	56.92	27.12	63.05	25
r25j	39.12	49.04	44.45	66.19	42
r50j	50.64	35.19	58.33	68.13	59
r75j	64.01	19.11	74.45	76.87	76
j00g	83.18	-3.93	97.56	97.64	92
j25g	66.73	-26.86	74.66	79.35	110
j50g	54.03	-43.42	57.07	71.71	127
j75g	44.73	-54.21	38.33	66.4	145
g00b	47.59	-44.11	14.14	46.33	162
g25b	49.97	-35.68	-6.03	36.19	190
g50b	51.85	-29.05	-21.88	36.38	217
g75b	46.92	-15.53	-32.37	35.92	244
b00r	37.91	1.15	-38.05	38.08	272
b25r	23.81	27.31	-46.96	54.33	300
b50r	29.52	62.07	-37.87	72.72	329
b75r	36.48	64.24	-3.31	64.33	357

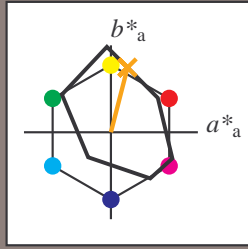
$u^* = r50j$
 $LAB^*LCH^*_a$



%Gamut
 $u^*_{rel} = 88$
 %Regularity
 $g^*_{H,rel} = 31$
 $g^*_{C,rel} = 40$

Input and output: Colorimetric Printer Reflective System FRS15_90a for relative CIELAB hue $h^* = lab^*h^* = h_{ab}/360 = 76/360 = 0.21$
 data for any colour:

lab^*tch^* and lab^*icu^*
 elementary hue text:
 $u^* = r75j$
 contrast reduction factor:
 $c_R = 0.9$
 triangle lightness t^*



FRS15_90a; adapted (a) CIELAB data

	$L^*=L^*_a$	a^*_a	b^*_a	$C^*_{ab,a}$	$h^*_{ab,a}$
O _{Ma}	35.06	53.93	39.55	66.88	36
Y _{Ma}	83.77	-4.63	98.26	98.37	93
L _{Ma}	44.13	-56.32	43.36	71.09	142
C _{Ma}	52.66	-26.18	-28.74	38.89	228
V _{Ma}	14.15	45.22	-53.06	69.72	310
M _{Ma}	37.37	70.69	-30.1	76.83	337
N _{Ma}	15.0	0.0	0.0	0.0	0
W _{Ma}	90.0	0.0	0.0	0.0	0
R _{CIE}	39.92	58.74	27.99	65.07	25
J _{CIE}	81.26	-2.88	71.56	71.62	92
G _{CIE}	52.23	-42.41	13.6	44.55	162
B _{CIE}	30.57	1.41	-46.46	46.49	272

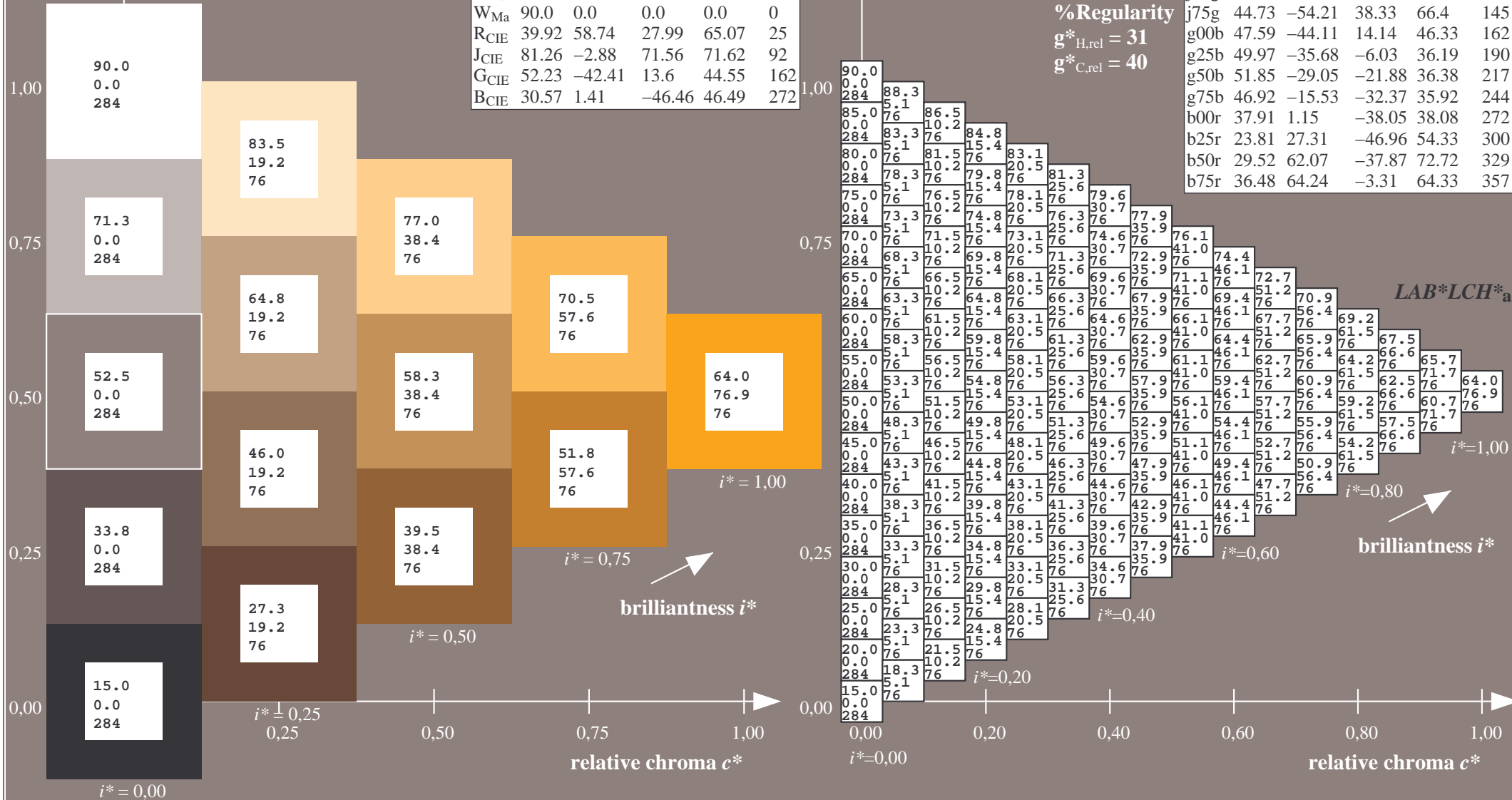
Data for maximum colour (Ma):

$LAB^*LAB^*_Ma$: 64 19 74
 $LAB^*LCH^*_Ma$: 64 77 76
 $lab^*rgb^*_Ma$: 1.0 0.75 0.0
 $lab^*olv^*_Ma$: 1.0 0.59 0.0

$u^* = r75j$
 $LAB^*LCH^*_a$

FRS15_90a; adapted (a) CIELAB data

	$L^*=L^*_a$	a^*_a	b^*_a	$C^*_{ab,a}$	$h^*_{ab,a}$
r00j	35.47	56.92	27.12	63.05	25
r25j	39.12	49.04	44.45	66.19	42
r50j	50.64	35.19	58.33	68.13	59
r75j	64.01	19.11	74.45	76.87	76
j00g	83.18	-3.93	97.56	97.64	92
j25g	66.73	-26.86	74.66	79.35	110
j50g	54.03	-43.42	57.07	71.71	127
j75g	44.73	-54.21	38.33	66.4	145
g00b	47.59	-44.11	14.14	46.33	162
g25b	49.97	-35.68	-6.03	36.19	190
g50b	51.85	-29.05	-21.88	36.38	217
g75b	46.92	-15.53	-32.37	35.92	244
b00r	37.91	1.15	-38.05	38.08	272
b25r	23.81	27.31	-46.96	54.33	300
b50r	29.52	62.07	-37.87	72.72	329
b75r	36.48	64.24	-3.31	64.33	357



Input and output: Colorimetric Printer Reflective System FRS15_90a for relative CIELAB hue $h^* = lab^*h^* = h_{ab}/360 = 92/360 = 0.256$

data for any colour:

lab^*tch^* and lab^*icu^*

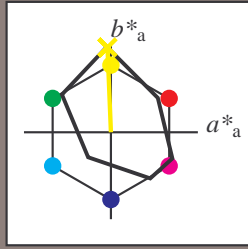
elementary hue text:

$u^* = j00g$

contrast reduction factor:

$c_R = 0.9$

triangle lightness t^*



FRS15_90a; adapted (a) CIELAB data

	$L^*=L^*_a$	a^*_a	b^*_a	$C^*_{ab,a}$	$h^*_{ab,a}$
O _{Ma}	35.06	53.93	39.55	66.88	36
Y _{Ma}	83.77	-4.63	98.26	98.37	93
L _{Ma}	44.13	-56.32	43.36	71.09	142
C _{Ma}	52.66	-26.18	-28.74	38.89	228
V _{Ma}	14.15	45.22	-53.06	69.72	310
M _{Ma}	37.37	70.69	-30.1	76.83	337
N _{Ma}	15.0	0.0	0.0	0.0	0
W _{Ma}	90.0	0.0	0.0	0.0	0
R _{CIE}	39.92	58.74	27.99	65.07	25
J _{CIE}	81.26	-2.88	71.56	71.62	92
G _{CIE}	52.23	-42.41	13.6	44.55	162
B _{CIE}	30.57	1.41	-46.46	46.49	272

Data for maximum colour (Ma):

$LAB^*LAB^*_{Ma}$: 83 -3 98

$LAB^*LCH^*_{Ma}$: 83 98 92

$lab^*rgb^*_{Ma}$: 1.0 1.0 0.0

$lab^*olv^*_{Ma}$: 1.0 0.99 0.0

triangle lightness t^*

%Gamut

$u^*_{rel} = 88$

%Regularity

$g^*_{H,rel} = 31$

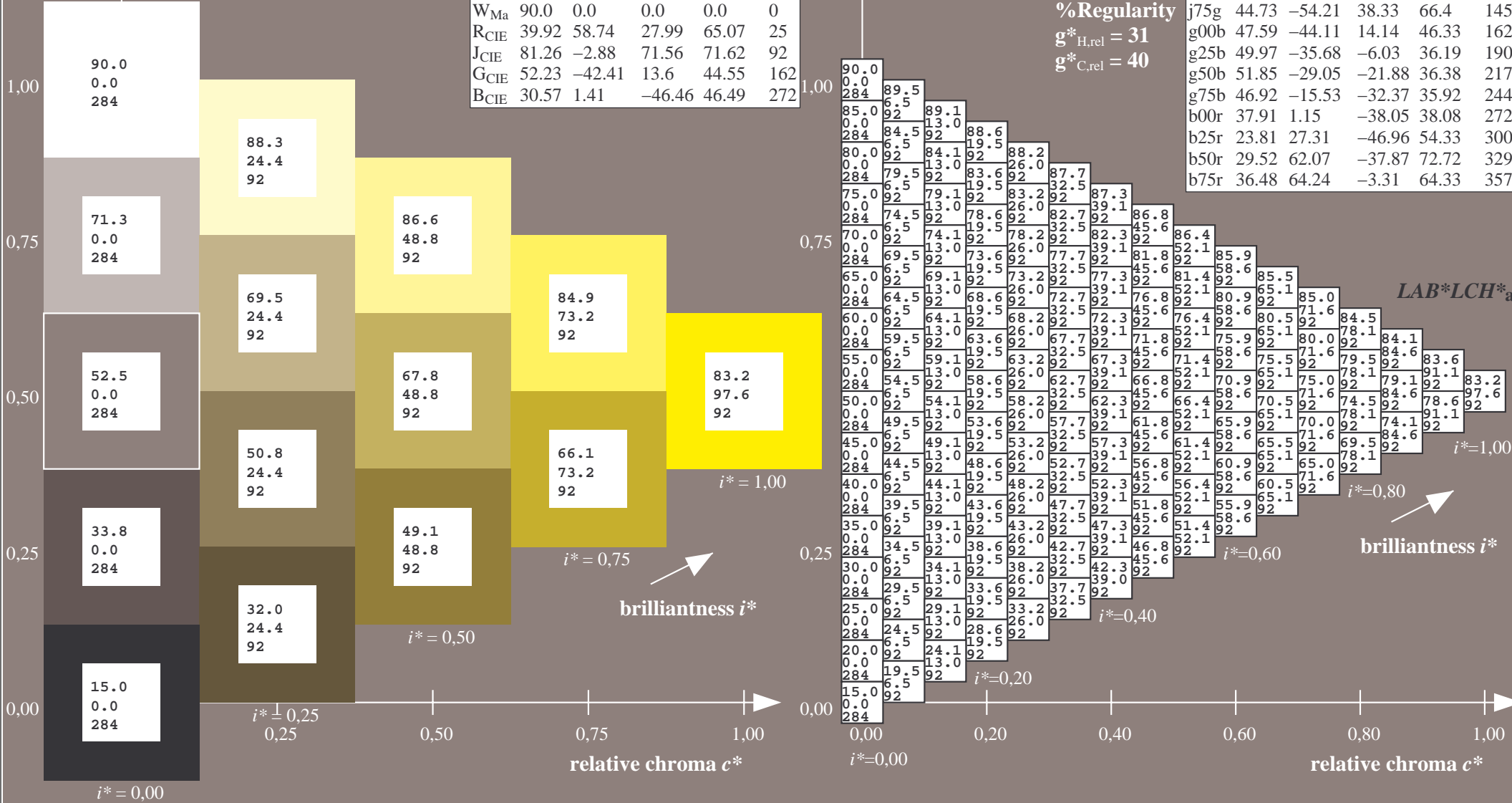
$g^*_{C,rel} = 40$

$u^* = j00g$

$LAB^*LCH^*_{Ma}$

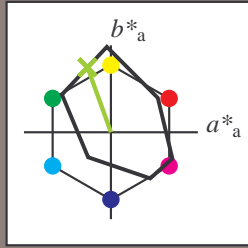
FRS15_90a; adapted (a) CIELAB data

	$L^*=L^*_a$	a^*_a	b^*_a	$C^*_{ab,a}$	$h^*_{ab,a}$
r00j	35.47	56.92	27.12	63.05	25
r25j	39.12	49.04	44.45	66.19	42
r50j	50.64	35.19	58.33	68.13	59
r75j	64.01	19.11	74.45	76.87	76
j00g	83.18	-3.93	97.56	97.64	92
j25g	66.73	-26.86	74.66	79.35	110
j50g	54.03	-43.42	57.07	71.71	127
j75g	44.73	-54.21	38.33	66.4	145
g00b	47.59	-44.11	14.14	46.33	162
g25b	49.97	-35.68	-6.03	36.19	190
g50b	51.85	-29.05	-21.88	36.38	217
g75b	46.92	-15.53	-32.37	35.92	244
b00r	37.91	1.15	-38.05	38.08	272
b25r	23.81	27.31	-46.96	54.33	300
b50r	29.52	62.07	-37.87	72.72	329
b75r	36.48	64.24	-3.31	64.33	357



Input and output: Colorimetric Printer Reflective System FRS15_90a for relative CIELAB hue $h^* = lab^*h^* = h_{ab}/360 = 110/360 = 0.305$
 data for any colour:

lab^*tch^* and lab^*icu^*
 elementary hue text:
 $u^* = j25g$
 contrast reduction factor:
 $c_R = 0.9$
 triangle lightness t^*



FRS15_90a; adapted (a) CIELAB data

	$L^*=L^*_a$	a^*_a	b^*_a	$C^*_{ab,a}$	$h^*_{ab,a}$
O _{Ma}	35.06	53.93	39.55	66.88	36
Y _{Ma}	83.77	-4.63	98.26	98.37	93
L _{Ma}	44.13	-56.32	43.36	71.09	142
C _{Ma}	52.66	-26.18	-28.74	38.89	228
V _{Ma}	14.15	45.22	-53.06	69.72	310
M _{Ma}	37.37	70.69	-30.1	76.83	337
N _{Ma}	15.0	0.0	0.0	0.0	0
W _{Ma}	90.0	0.0	0.0	0.0	0
R _{CIE}	39.92	58.74	27.99	65.07	25
J _{CIE}	81.26	-2.88	71.56	71.62	92
G _{CIE}	52.23	-42.41	13.6	44.55	162
B _{CIE}	30.57	1.41	-46.46	46.49	272

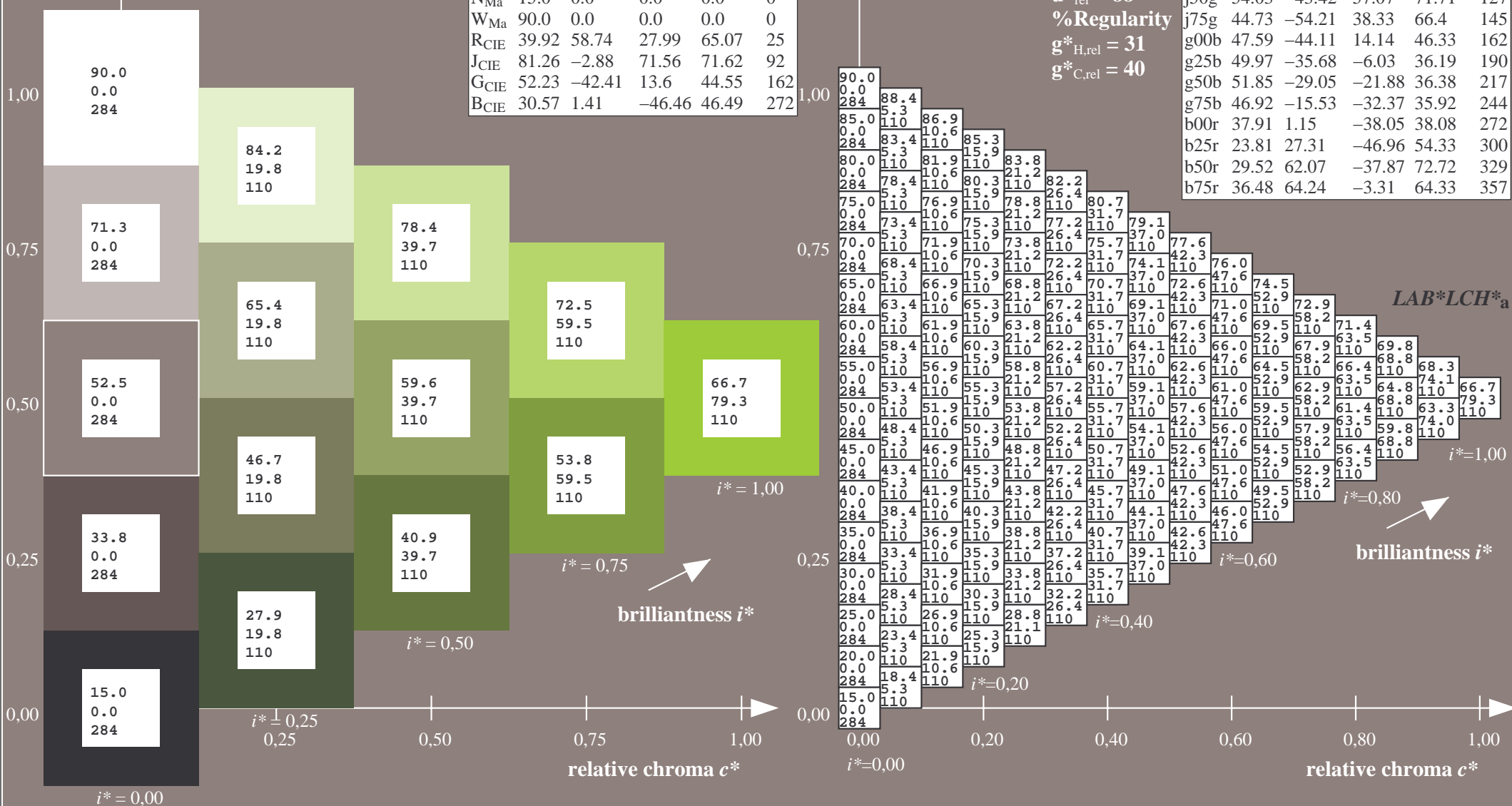
Data for maximum colour (Ma):

$LAB^*LAB^*Ma: 67 -26 75$
 $LAB^*LCH^*Ma: 67 79 110$
 $lab^*rgb^*Ma: 0.75 1.0 0.0$
 $lab^*olv^*Ma: 0.57 1.0 0.0$

$u^* = j25g$
 $LAB^*LCH^*_a$

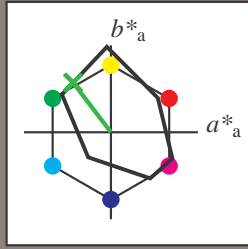
FRS15_90a; adapted (a) CIELAB data

	$L^*=L^*_a$	a^*_a	b^*_a	$C^*_{ab,a}$	$h^*_{ab,a}$
r00j	35.47	56.92	27.12	63.05	25
r25j	39.12	49.04	44.45	66.19	42
r50j	50.64	35.19	58.33	68.13	59
r75j	64.01	19.11	74.45	76.87	76
j00g	83.18	-3.93	97.56	97.64	92
j25g	66.73	-26.86	74.66	79.35	110
j50g	54.03	-43.42	57.07	71.71	127
j75g	44.73	-54.21	38.33	66.4	145
g00b	47.59	-44.11	14.14	46.33	162
g25b	49.97	-35.68	-6.03	36.19	190
g50b	51.85	-29.05	-21.88	36.38	217
g75b	46.92	-15.53	-32.37	35.92	244
b00r	37.91	1.15	-38.05	38.08	272
b25r	23.81	27.31	-46.96	54.33	300
b50r	29.52	62.07	-37.87	72.72	329
b75r	36.48	64.24	-3.31	64.33	357



Input and output: Colorimetric Printer Reflective System FRS15_90a for relative CIELAB hue $h^* = lab^*h^* = h_{ab}/360 = 127/360 = 0.354$
 data for any colour:

lab^*tch^* and lab^*icu^*
 elementary hue text:
 $u^* = j50g$
 contrast reduction factor:
 $c_R = 0.9$
 triangle lightness t^*



FRS15_90a; adapted (a) CIELAB data

	$L^*=L^*_a$	a^*_a	b^*_a	$C^*_{ab,a}$	$h^*_{ab,a}$
O _{Ma}	35.06	53.93	39.55	66.88	36
Y _{Ma}	83.77	-4.63	98.26	98.37	93
L _{Ma}	44.13	-56.32	43.36	71.09	142
C _{Ma}	52.66	-26.18	-28.74	38.89	228
V _{Ma}	14.15	45.22	-53.06	69.72	310
M _{Ma}	37.37	70.69	-30.1	76.83	337
N _{Ma}	15.0	0.0	0.0	0.0	0
W _{Ma}	90.0	0.0	0.0	0.0	0
R _{CIE}	39.92	58.74	27.99	65.07	25
J _{CIE}	81.26	-2.88	71.56	71.62	92
G _{CIE}	52.23	-42.41	13.6	44.55	162
B _{CIE}	30.57	1.41	-46.46	46.49	272

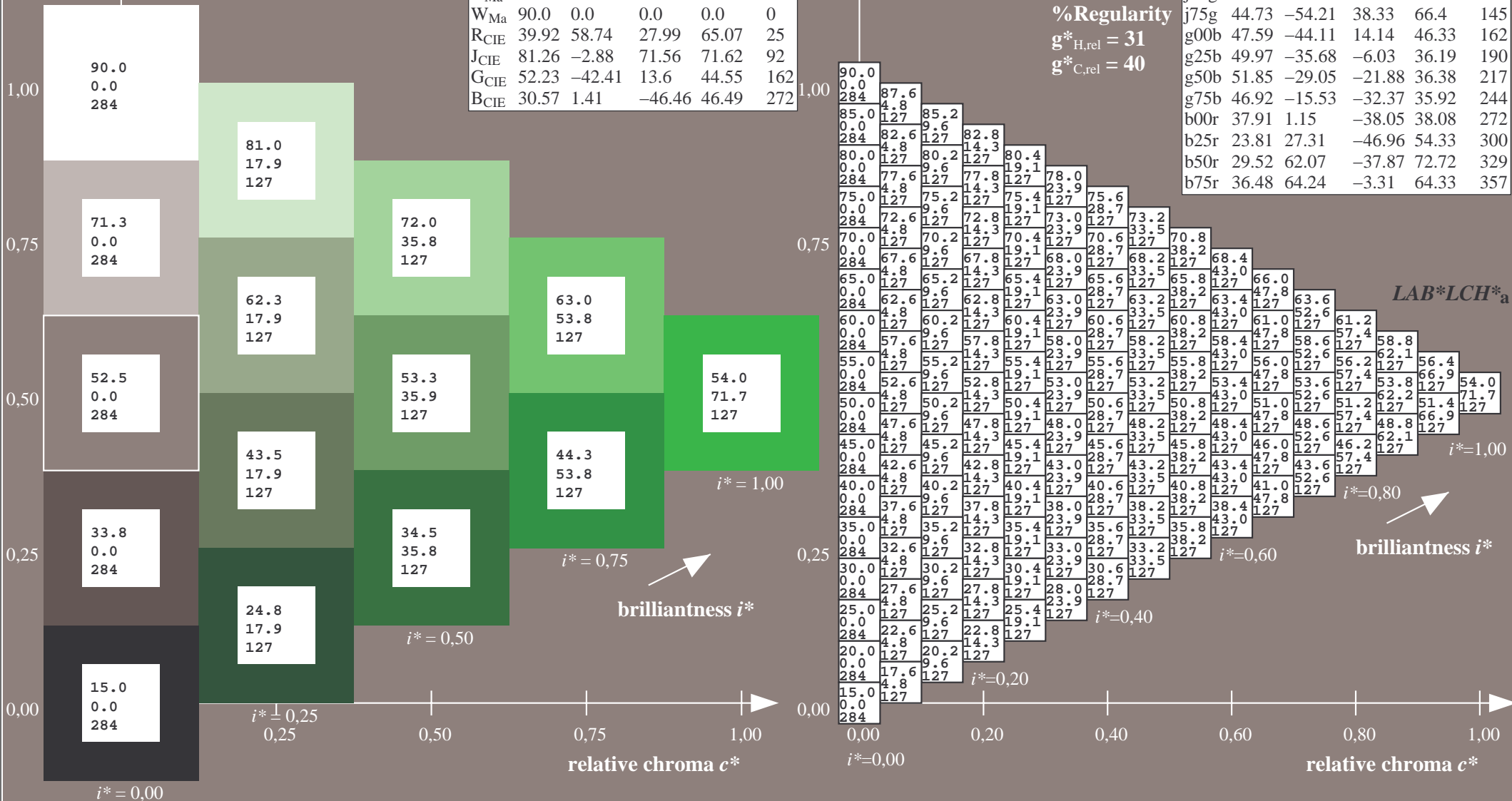
Data for maximum colour (Ma):

$LAB^*LAB^*_Ma$: 54 -42 57
 $LAB^*LCH^*_Ma$: 54 72 127
 $lab^*rgb^*_Ma$: 0.5 1.0 0.0
 $lab^*olv^*_Ma$: 0.25 1.0 0.0

$u^* = j50g$
 $LAB^*LCH^*_a$

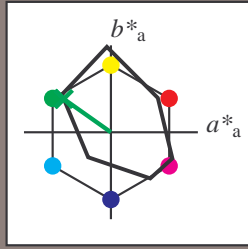
FRS15_90a; adapted (a) CIELAB data

	$L^*=L^*_a$	a^*_a	b^*_a	$C^*_{ab,a}$	$h^*_{ab,a}$
r00j	35.47	56.92	27.12	63.05	25
r25j	39.12	49.04	44.45	66.19	42
r50j	50.64	35.19	58.33	68.13	59
r75j	64.01	19.11	74.45	76.87	76
j00g	83.18	-3.93	97.56	97.64	92
j25g	66.73	-26.86	74.66	79.35	110
j50g	54.03	-43.42	57.07	71.71	127
j75g	44.73	-54.21	38.33	66.4	145
g00b	47.59	-44.11	14.14	46.33	162
g25b	49.97	-35.68	-6.03	36.19	190
g50b	51.85	-29.05	-21.88	36.38	217
g75b	46.92	-15.53	-32.37	35.92	244
b00r	37.91	1.15	-38.05	38.08	272
b25r	23.81	27.31	-46.96	54.33	300
b50r	29.52	62.07	-37.87	72.72	329
b75r	36.48	64.24	-3.31	64.33	357



Input and output: Colorimetric Printer Reflective System FRS15_90a for relative CIELAB hue $h^* = lab^*h^* = h_{ab}/360 = 145/360 = 0.402$
 data for any colour:

lab^*tch^* and lab^*icu^*
 elementary hue text:
 $u^* = j75g$
 contrast reduction factor:
 $c_R = 0.9$
 triangle lightness t^*



FRS15_90a; adapted (a) CIELAB data

	$L^*=L^*_a$	a^*_a	b^*_a	$C^*_{ab,a}$	$h^*_{ab,a}$
O _{Ma}	35.06	53.93	39.55	66.88	36
Y _{Ma}	83.77	-4.63	98.26	98.37	93
L _{Ma}	44.13	-56.32	43.36	71.09	142
C _{Ma}	52.66	-26.18	-28.74	38.89	228
V _{Ma}	14.15	45.22	-53.06	69.72	310
M _{Ma}	37.37	70.69	-30.1	76.83	337
N _{Ma}	15.0	0.0	0.0	0.0	0
W _{Ma}	90.0	0.0	0.0	0.0	0
R _{CIE}	39.92	58.74	27.99	65.07	25
J _{CIE}	81.26	-2.88	71.56	71.62	92
G _{CIE}	52.23	-42.41	13.6	44.55	162
B _{CIE}	30.57	1.41	-46.46	46.49	272

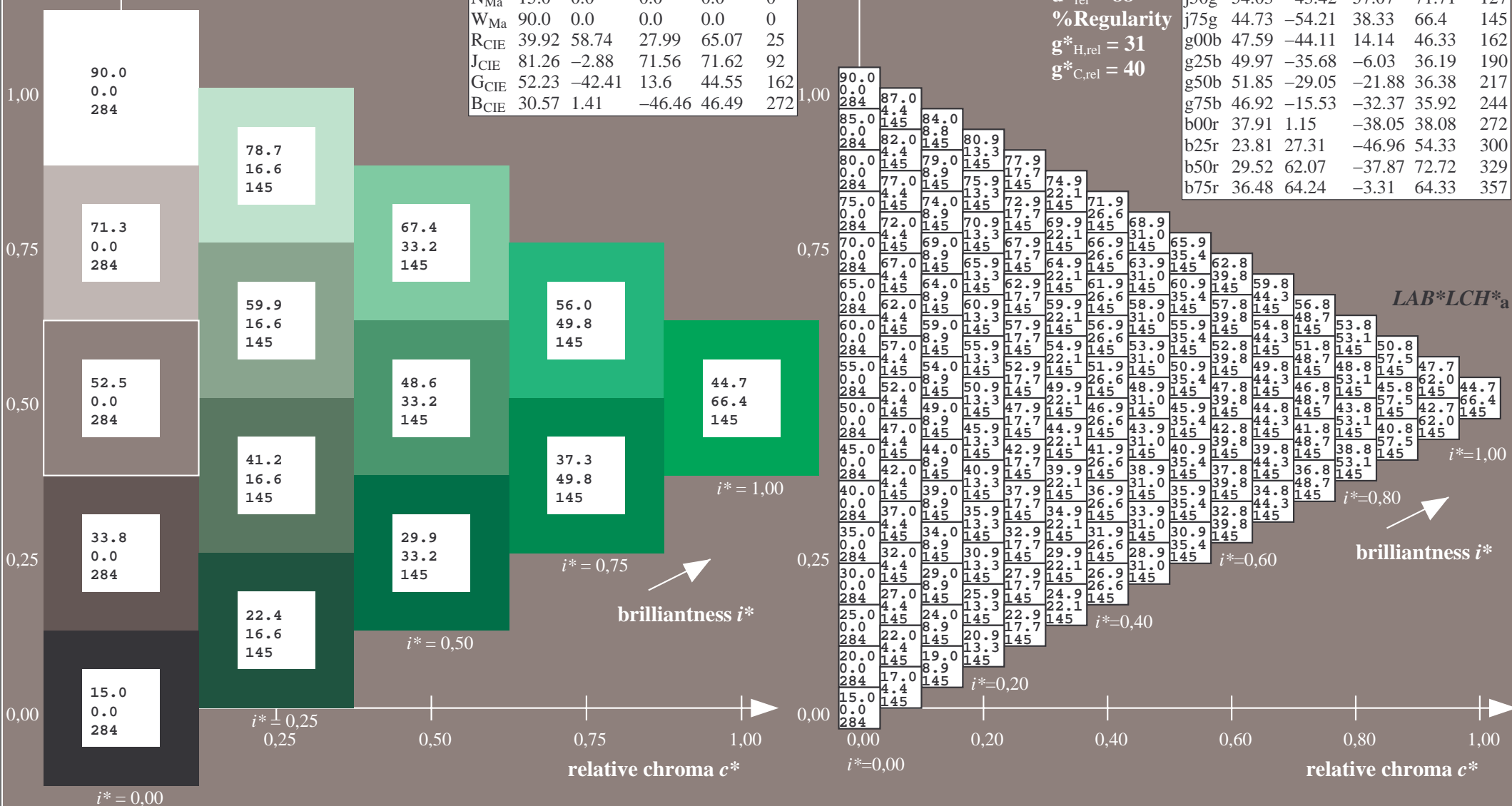
Data for maximum colour (Ma):

$LAB^*LAB^*_{Ma}$: 45 -53 38
 $LAB^*LCH^*_{Ma}$: 45 66 145
 $lab^*rgb^*_{Ma}$: 0.25 1.0 0.0
 $lab^*olv^*_{Ma}$: 0.0 1.0 0.07

$u^* = j75g$
 $LAB^*LCH^*_{a}$

FRS15_90a; adapted (a) CIELAB data

	$L^*=L^*_a$	a^*_a	b^*_a	$C^*_{ab,a}$	$h^*_{ab,a}$
r00j	35.47	56.92	27.12	63.05	25
r25j	39.12	49.04	44.45	66.19	42
r50j	50.64	35.19	58.33	68.13	59
r75j	64.01	19.11	74.45	76.87	76
j00g	83.18	-3.93	97.56	97.64	92
j25g	66.73	-26.86	74.66	79.35	110
j50g	54.03	-43.42	57.07	71.71	127
j75g	44.73	-54.21	38.33	66.4	145
g00b	47.59	-44.11	14.14	46.33	162
g25b	49.97	-35.68	-6.03	36.19	190
g50b	51.85	-29.05	-21.88	36.38	217
g75b	46.92	-15.53	-32.37	35.92	244
b00r	37.91	1.15	-38.05	38.08	272
b25r	23.81	27.31	-46.96	54.33	300
b50r	29.52	62.07	-37.87	72.72	329
b75r	36.48	64.24	-3.31	64.33	357



%Gamut
 $u^*_{rel} = 88$
 %Regularity
 $g^*_{H,rel} = 31$
 $g^*_{C,rel} = 40$

$LAB^*LCH^*_{a}$

$i^* = 1.00$

$i^* = 0.80$

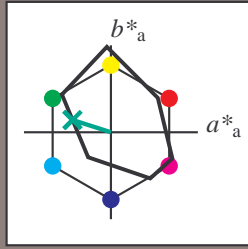
$i^* = 0.60$

$i^* = 0.40$

$i^* = 0.20$

Input and output: Colorimetric Printer Reflective System FRS15_90a for relative CIELAB hue $h^* = lab^*h^* = h_{ab}/360 = 162/360 = 0.451$
 data for any colour:

lab^*tch^* and lab^*icu^*
 elementary hue text:
 $u^* = g00b$
 contrast reduction factor:
 $c_R = 0.9$
 triangle lightness t^*



FRS15_90a; adapted (a) CIELAB data

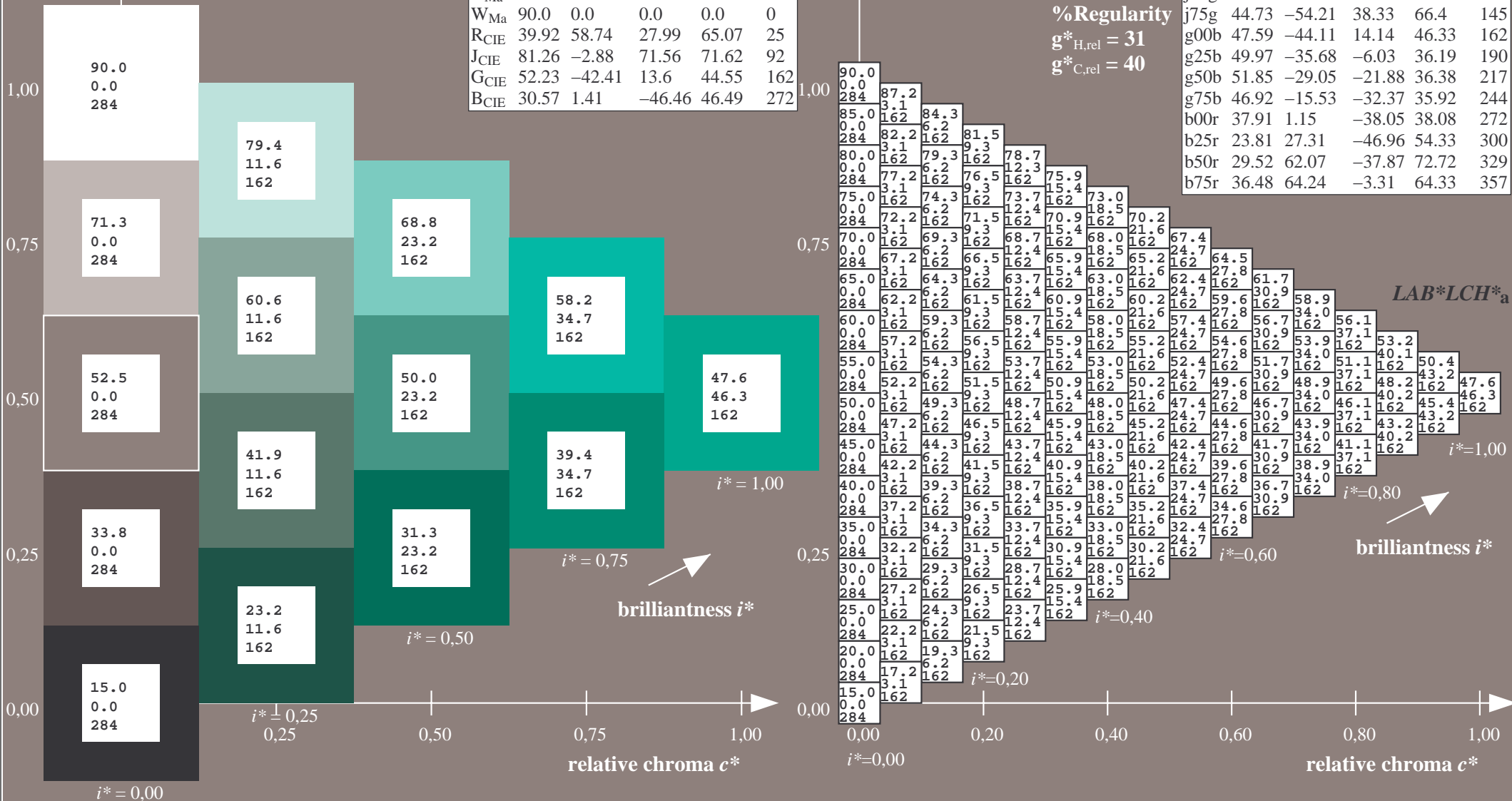
	$L^*=L^*_a$	a^*_a	b^*_a	$C^*_{ab,a}$	$h^*_{ab,a}$
O _{Ma}	35.06	53.93	39.55	66.88	36
Y _{Ma}	83.77	-4.63	98.26	98.37	93
L _{Ma}	44.13	-56.32	43.36	71.09	142
C _{Ma}	52.66	-26.18	-28.74	38.89	228
V _{Ma}	14.15	45.22	-53.06	69.72	310
M _{Ma}	37.37	70.69	-30.1	76.83	337
N _{Ma}	15.0	0.0	0.0	0.0	0
W _{Ma}	90.0	0.0	0.0	0.0	0
R _{CIE}	39.92	58.74	27.99	65.07	25
J _{CIE}	81.26	-2.88	71.56	71.62	92
G _{CIE}	52.23	-42.41	13.6	44.55	162
B _{CIE}	30.57	1.41	-46.46	46.49	272

Data for maximum colour (Ma):

$LAB^*LAB^*_Ma$: 48 -43 14
 $LAB^*LCH^*_Ma$: 48 46 162
 $lab^*rgb^*_Ma$: 0.0 1.0 0.0
 $lab^*olv^*_Ma$: 0.0 1.0 0.41

FRS15_90a; adapted (a) CIELAB data

	$L^*=L^*_a$	a^*_a	b^*_a	$C^*_{ab,a}$	$h^*_{ab,a}$
r00j	35.47	56.92	27.12	63.05	25
r25j	39.12	49.04	44.45	66.19	42
r50j	50.64	35.19	58.33	68.13	59
r75j	64.01	19.11	74.45	76.87	76
j00g	83.18	-3.93	97.56	97.64	92
j25g	66.73	-26.86	74.66	79.35	110
j50g	54.03	-43.42	57.07	71.71	127
j75g	44.73	-54.21	38.33	66.4	145
g00b	47.59	-44.11	14.14	46.33	162
g25b	49.97	-35.68	-6.03	36.19	190
g50b	51.85	-29.05	-21.88	36.38	217
g75b	46.92	-15.53	-32.37	35.92	244
b00r	37.91	1.15	-38.05	38.08	272
b25r	23.81	27.31	-46.96	54.33	300
b50r	29.52	62.07	-37.87	72.72	329
b75r	36.48	64.24	-3.31	64.33	357



%Gamut
 $u^*_{rel} = 88$
 %Regularity
 $g^*_{H,rel} = 31$
 $g^*_{C,rel} = 40$

Input and output: Colorimetric Printer Reflective System FRS15_90a for relative CIELAB hue $h^* = lab^*h^* = h_{ab}/360 = 190/360 = 0.527$

data for any colour:

lab^*tch^* and lab^*icu^*

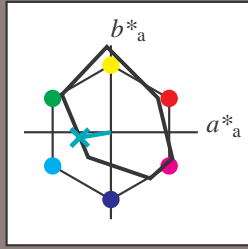
elementary hue text:

$u^* = g25b$

contrast reduction factor:

$c_R = 0.9$

triangle lightness t^*



FRS15_90a; adapted (a) CIELAB data

	$L^*=L^*_a$	a^*_a	b^*_a	$C^*_{ab,a}$	$h^*_{ab,a}$
O _{Ma}	35.06	53.93	39.55	66.88	36
Y _{Ma}	83.77	-4.63	98.26	98.37	93
L _{Ma}	44.13	-56.32	43.36	71.09	142
C _{Ma}	52.66	-26.18	-28.74	38.89	228
V _{Ma}	14.15	45.22	-53.06	69.72	310
M _{Ma}	37.37	70.69	-30.1	76.83	337
N _{Ma}	15.0	0.0	0.0	0.0	0
W _{Ma}	90.0	0.0	0.0	0.0	0
R _{CIE}	39.92	58.74	27.99	65.07	25
J _{CIE}	81.26	-2.88	71.56	71.62	92
G _{CIE}	52.23	-42.41	13.6	44.55	162
B _{CIE}	30.57	1.41	-46.46	46.49	272

Data for maximum colour (Ma):

$LAB^*LAB^*_{Ma}: 50 \ -35 \ -5$

$LAB^*LCH^*_{Ma}: 50 \ 36 \ 190$

$lab^*rgb^*_{Ma}: 0.0 \ 1.0 \ 0.5$

$lab^*olv^*_{Ma}: 0.0 \ 1.0 \ 0.69$

triangle lightness t^*

%Gamut

$u^*_{rel} = 88$

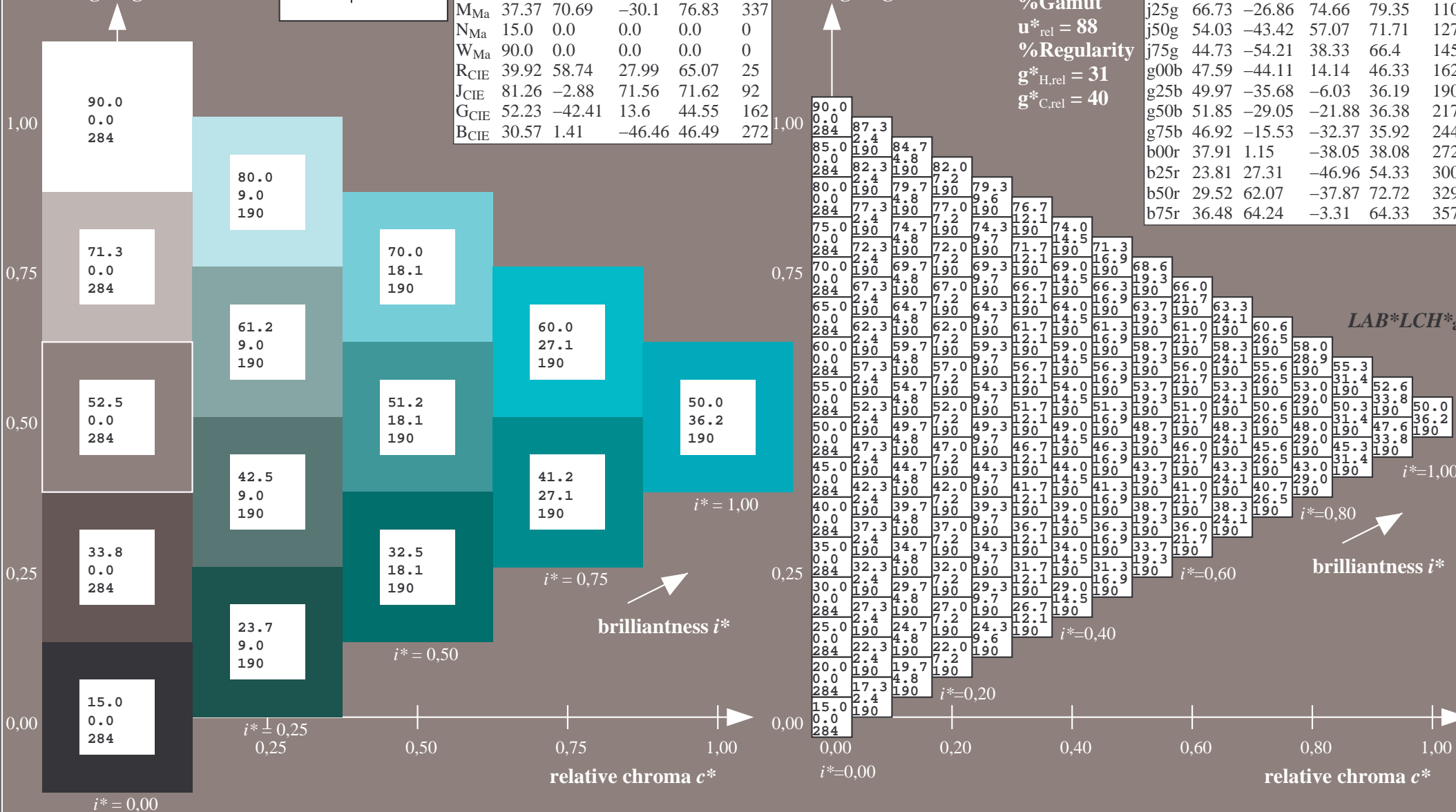
%Regularity

$g^*_{H,rel} = 31$

$g^*_{C,rel} = 40$

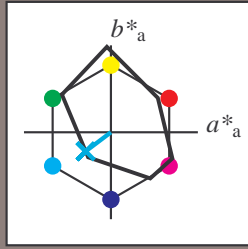
FRS15_90a; adapted (a) CIELAB data

	$L^*=L^*_a$	a^*_a	b^*_a	$C^*_{ab,a}$	$h^*_{ab,a}$
r00j	35.47	56.92	27.12	63.05	25
r25j	39.12	49.04	44.45	66.19	42
r50j	50.64	35.19	58.33	68.13	59
r75j	64.01	19.11	74.45	76.87	76
j00g	83.18	-3.93	97.56	97.64	92
j25g	66.73	-26.86	74.66	79.35	110
j50g	54.03	-43.42	57.07	71.71	127
j75g	44.73	-54.21	38.33	66.4	145
g00b	47.59	-44.11	14.14	46.33	162
g25b	49.97	-35.68	-6.03	36.19	190
g50b	51.85	-29.05	-21.88	36.38	217
g75b	46.92	-15.53	-32.37	35.92	244
b00r	37.91	1.15	-38.05	38.08	272
b25r	23.81	27.31	-46.96	54.33	300
b50r	29.52	62.07	-37.87	72.72	329
b75r	36.48	64.24	-3.31	64.33	357



Input and output: Colorimetric Printer Reflective System FRS15_90a for relative CIELAB hue $h^* = lab^*h^* = h_{ab}/360 = 217/360 = 0.603$
 data for any colour:

lab^*tch^* and lab^*icu^*
 elementary hue text:
 $u^* = g50b$
 contrast reduction factor:
 $c_R = 0.9$
 triangle lightness t^*



FRS15_90a; adapted (a) CIELAB data

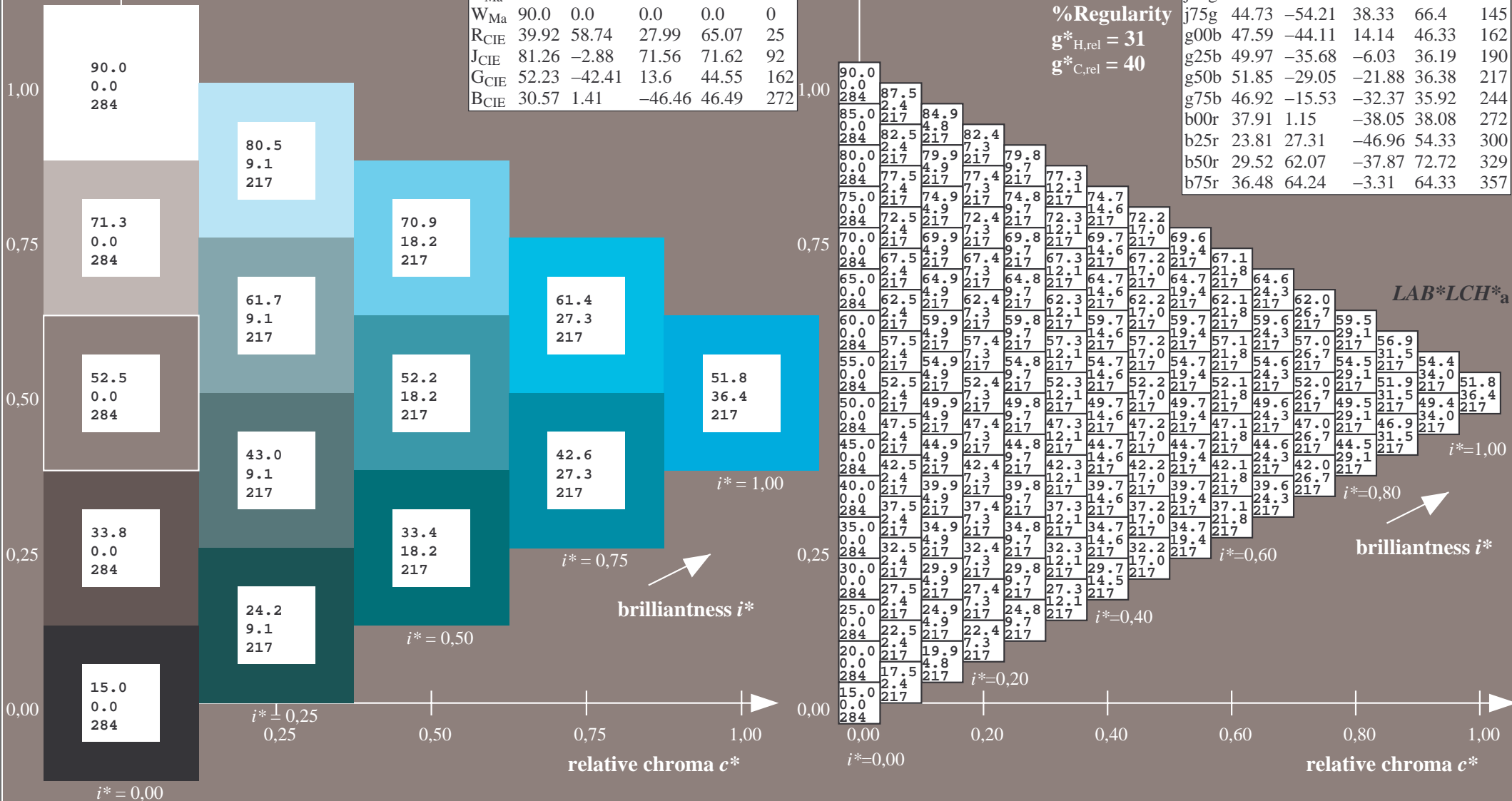
	$L^*=L^*_a$	a^*_a	b^*_a	$C^*_{ab,a}$	$h^*_{ab,a}$
O _{Ma}	35.06	53.93	39.55	66.88	36
Y _{Ma}	83.77	-4.63	98.26	98.37	93
L _{Ma}	44.13	-56.32	43.36	71.09	142
C _{Ma}	52.66	-26.18	-28.74	38.89	228
V _{Ma}	14.15	45.22	-53.06	69.72	310
M _{Ma}	37.37	70.69	-30.1	76.83	337
N _{Ma}	15.0	0.0	0.0	0.0	0
W _{Ma}	90.0	0.0	0.0	0.0	0
R _{CIE}	39.92	58.74	27.99	65.07	25
J _{CIE}	81.26	-2.88	71.56	71.62	92
G _{CIE}	52.23	-42.41	13.6	44.55	162
B _{CIE}	30.57	1.41	-46.46	46.49	272

Data for maximum colour (Ma):

$LAB^*LAB^*_{Ma}$: 52 -28 -21
 $LAB^*LCH^*_{Ma}$: 52 36 217
 $lab^*rgb^*_{Ma}$: 0.0 1.0 1.0
 $lab^*olv^*_{Ma}$: 0.0 1.0 0.9

FRS15_90a; adapted (a) CIELAB data

	$L^*=L^*_a$	a^*_a	b^*_a	$C^*_{ab,a}$	$h^*_{ab,a}$
r00j	35.47	56.92	27.12	63.05	25
r25j	39.12	49.04	44.45	66.19	42
r50j	50.64	35.19	58.33	68.13	59
r75j	64.01	19.11	74.45	76.87	76
j00g	83.18	-3.93	97.56	97.64	92
j25g	66.73	-26.86	74.66	79.35	110
j50g	54.03	-43.42	57.07	71.71	127
j75g	44.73	-54.21	38.33	66.4	145
g00b	47.59	-44.11	14.14	46.33	162
g25b	49.97	-35.68	-6.03	36.19	190
g50b	51.85	-29.05	-21.88	36.38	217
g75b	46.92	-15.53	-32.37	35.92	244
b00r	37.91	1.15	-38.05	38.08	272
b25r	23.81	27.31	-46.96	54.33	300
b50r	29.52	62.07	-37.87	72.72	329
b75r	36.48	64.24	-3.31	64.33	357



Input and output: Colorimetric Printer Reflective System FRS15_90a for relative CIELAB hue $h^* = lab^*h^* = h_{ab}/360 = 244/360 = 0.679$

data for any colour:

lab^*tch^* and lab^*icu^*

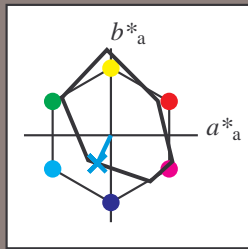
elementary hue text:

$u^* = g75b$

contrast reduction factor:

$c_R = 0.9$

triangle lightness t^*



FRS15_90a; adapted (a) CIELAB data

	$L^*=L^*_a$	a^*_a	b^*_a	$C^*_{ab,a}$	$h^*_{ab,a}$
O _{Ma}	35.06	53.93	39.55	66.88	36
Y _{Ma}	83.77	-4.63	98.26	98.37	93
L _{Ma}	44.13	-56.32	43.36	71.09	142
C _{Ma}	52.66	-26.18	-28.74	38.89	228
V _{Ma}	14.15	45.22	-53.06	69.72	310
M _{Ma}	37.37	70.69	-30.1	76.83	337
N _{Ma}	15.0	0.0	0.0	0.0	0
W _{Ma}	90.0	0.0	0.0	0.0	0
R _{CIE}	39.92	58.74	27.99	65.07	25
J _{CIE}	81.26	-2.88	71.56	71.62	92
G _{CIE}	52.23	-42.41	13.6	44.55	162
B _{CIE}	30.57	1.41	-46.46	46.49	272

Data for maximum colour (Ma):

$LAB^*LAB^*_{Ma}: 47 \ -15 \ -31$

$LAB^*LCH^*_{Ma}: 47 \ 36 \ 244$

$lab^*rgb^*_{Ma}: 0.0 \ 0.5 \ 1.0$

$lab^*olv^*_{Ma}: 0.0 \ 0.85 \ 1.0$

triangle lightness t^*

%Gamut

$u^*_{rel} = 88$

%Regularity

$g^*_{H,rel} = 31$

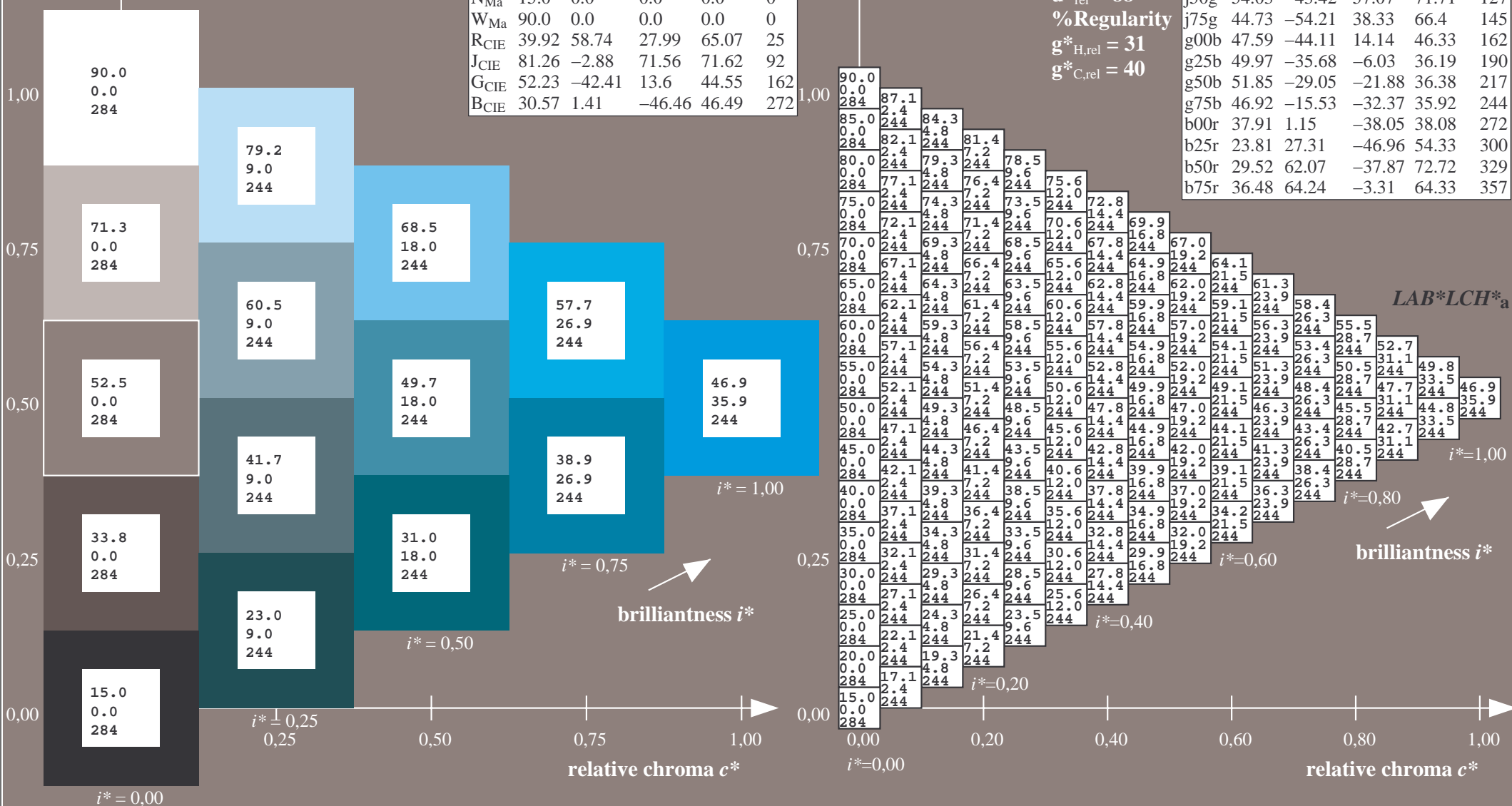
$g^*_{C,rel} = 40$

$u^* = g75b$

$LAB^*LCH^*_{a}$

FRS15_90a; adapted (a) CIELAB data

	$L^*=L^*_a$	a^*_a	b^*_a	$C^*_{ab,a}$	$h^*_{ab,a}$
r00j	35.47	56.92	27.12	63.05	25
r25j	39.12	49.04	44.45	66.19	42
r50j	50.64	35.19	58.33	68.13	59
r75j	64.01	19.11	74.45	76.87	76
j00g	83.18	-3.93	97.56	97.64	92
j25g	66.73	-26.86	74.66	79.35	110
j50g	54.03	-43.42	57.07	71.71	127
j75g	44.73	-54.21	38.33	66.4	145
g00b	47.59	-44.11	14.14	46.33	162
g25b	49.97	-35.68	-6.03	36.19	190
g50b	51.85	-29.05	-21.88	36.38	217
g75b	46.92	-15.53	-32.37	35.92	244
b00r	37.91	1.15	-38.05	38.08	272
b25r	23.81	27.31	-46.96	54.33	300
b50r	29.52	62.07	-37.87	72.72	329
b75r	36.48	64.24	-3.31	64.33	357



Input and output: Colorimetric Printer Reflective System FRS15_90a for relative CIELAB hue $h^* = lab^*h^* = h_{ab}/360 = 272/360 = 0.755$

data for any colour:

lab^*tch^* and lab^*icu^*

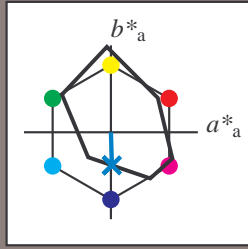
elementary hue text:

$u^* = b00r$

contrast reduction factor:

$c_R = 0.9$

triangle lightness t^*



FRS15_90a; adapted (a) CIELAB data

	$L^*=L^*_a$	a^*_a	b^*_a	$C^*_{ab,a}$	$h^*_{ab,a}$
O _{Ma}	35.06	53.93	39.55	66.88	36
Y _{Ma}	83.77	-4.63	98.26	98.37	93
L _{Ma}	44.13	-56.32	43.36	71.09	142
C _{Ma}	52.66	-26.18	-28.74	38.89	228
V _{Ma}	14.15	45.22	-53.06	69.72	310
M _{Ma}	37.37	70.69	-30.1	76.83	337
N _{Ma}	15.0	0.0	0.0	0.0	0
W _{Ma}	90.0	0.0	0.0	0.0	0
R _{CIE}	39.92	58.74	27.99	65.07	25
J _{CIE}	81.26	-2.88	71.56	71.62	92
G _{CIE}	52.23	-42.41	13.6	44.55	162
B _{CIE}	30.57	1.41	-46.46	46.49	272

Data for maximum colour (Ma):

$LAB^*LAB^*_{Ma}$: 38 1 -37

$LAB^*LCH^*_{Ma}$: 38 38 272

$lab^*rgb^*_{Ma}$: 0.0 0.0 1.0

$lab^*olv^*_{Ma}$: 0.0 0.62 1.0

triangle lightness t^*

%Gamut

$u^*_{rel} = 88$

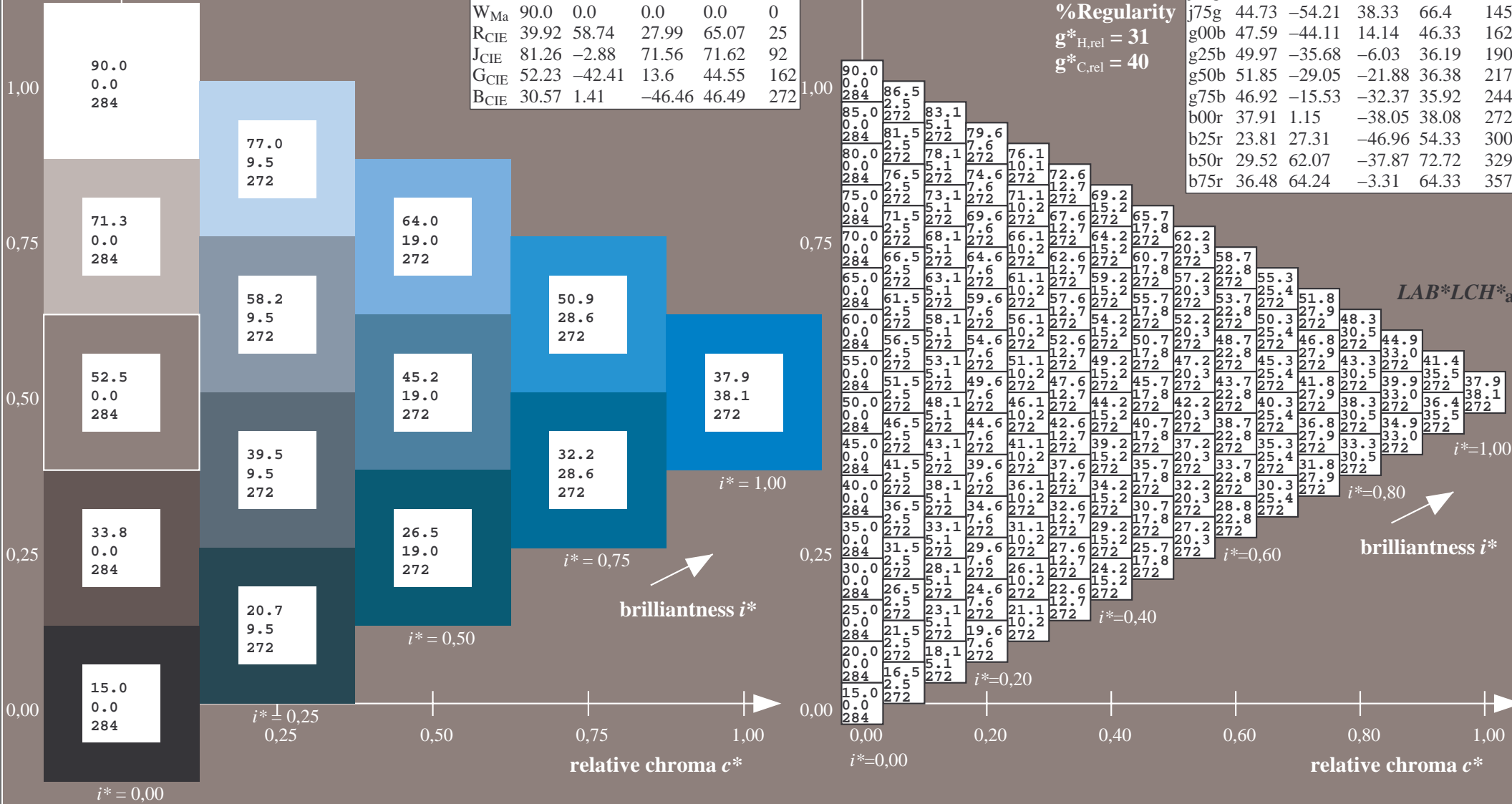
%Regularity

$g^*_{H,rel} = 31$

$g^*_{C,rel} = 40$

FRS15_90a; adapted (a) CIELAB data

	$L^*=L^*_a$	a^*_a	b^*_a	$C^*_{ab,a}$	$h^*_{ab,a}$
r00j	35.47	56.92	27.12	63.05	25
r25j	39.12	49.04	44.45	66.19	42
r50j	50.64	35.19	58.33	68.13	59
r75j	64.01	19.11	74.45	76.87	76
j00g	83.18	-3.93	97.56	97.64	92
j25g	66.73	-26.86	74.66	79.35	110
j50g	54.03	-43.42	57.07	71.71	127
j75g	44.73	-54.21	38.33	66.4	145
g00b	47.59	-44.11	14.14	46.33	162
g25b	49.97	-35.68	-6.03	36.19	190
g50b	51.85	-29.05	-21.88	36.38	217
g75b	46.92	-15.53	-32.37	35.92	244
b00r	37.91	1.15	-38.05	38.08	272
b25r	23.81	27.31	-46.96	54.33	300
b50r	29.52	62.07	-37.87	72.72	329
b75r	36.48	64.24	-3.31	64.33	357



Input and output: Colorimetric Printer Reflective System FRS15_90a for relative CIELAB hue $h^* = lab^*h^* = h_{ab}/360 = 300/360 = 0.834$

data for any colour:

lab^*tch^* and lab^*icu^*

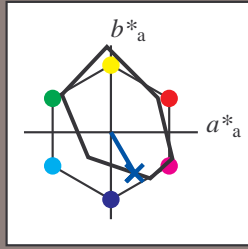
elementary hue text:

$u^* = b25r$

contrast reduction factor:

$c_R = 0.9$

triangle lightness t^*



FRS15_90a; adapted (a) CIELAB data

	$L^*=L^*_a$	a^*_a	b^*_a	$C^*_{ab,a}$	$h^*_{ab,a}$
O _{Ma}	35.06	53.93	39.55	66.88	36
Y _{Ma}	83.77	-4.63	98.26	98.37	93
L _{Ma}	44.13	-56.32	43.36	71.09	142
C _{Ma}	52.66	-26.18	-28.74	38.89	228
V _{Ma}	14.15	45.22	-53.06	69.72	310
M _{Ma}	37.37	70.69	-30.1	76.83	337
N _{Ma}	15.0	0.0	0.0	0.0	0
W _{Ma}	90.0	0.0	0.0	0.0	0
R _{CIE}	39.92	58.74	27.99	65.07	25
J _{CIE}	81.26	-2.88	71.56	71.62	92
G _{CIE}	52.23	-42.41	13.6	44.55	162
B _{CIE}	30.57	1.41	-46.46	46.49	272

Data for maximum colour (Ma):

$LAB^*LAB^*_{Ma}$: 24 27 -46

$LAB^*LCH^*_{Ma}$: 24 54 300

$lab^*rgb^*_{Ma}$: 0.5 0.0 1.0

$lab^*olv^*_{Ma}$: 0.0 0.25 1.0

triangle lightness t^*

%Gamut

$u^*_{rel} = 88$

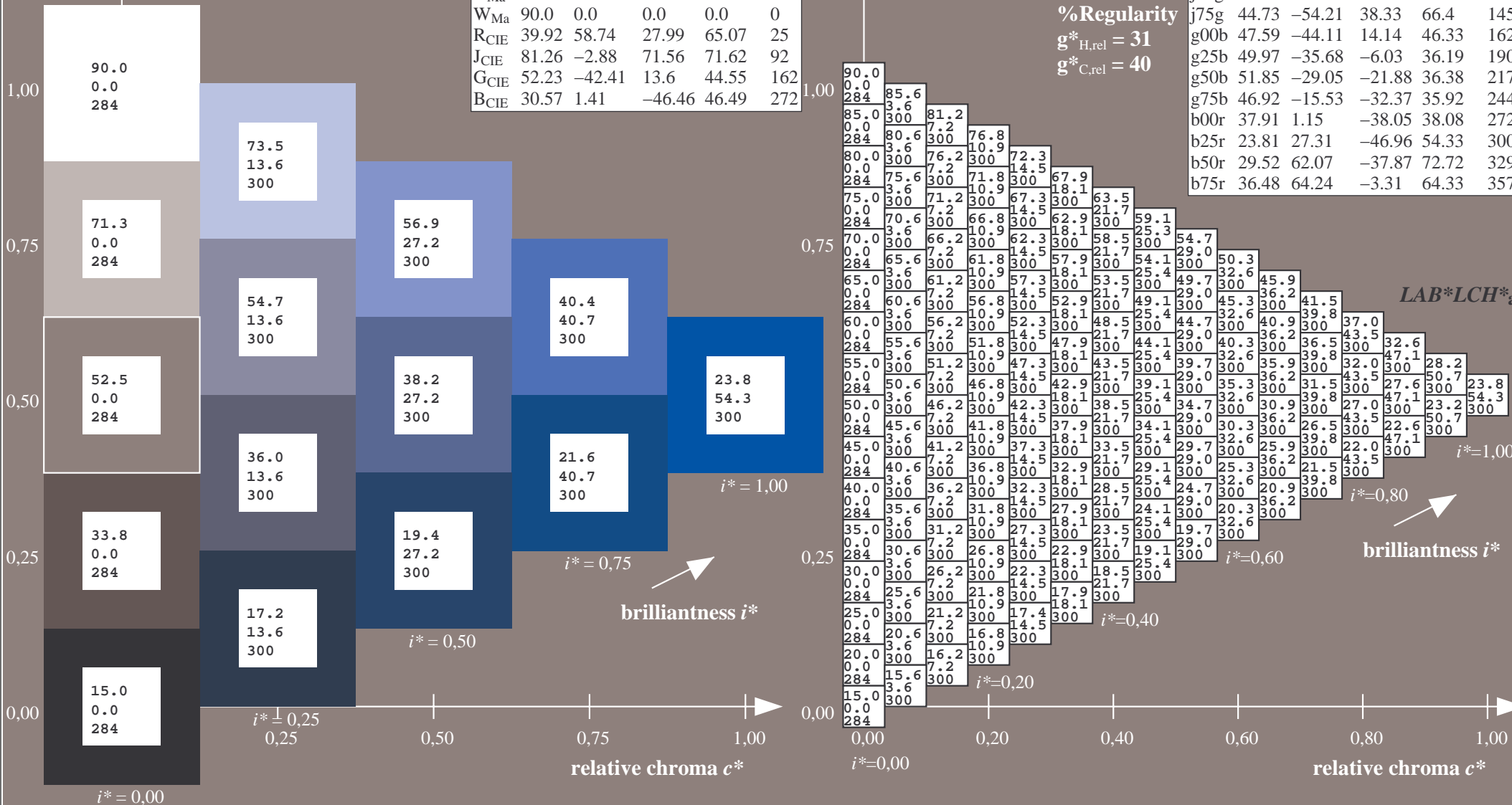
%Regularity

$g^*_{H,rel} = 31$

$g^*_{C,rel} = 40$

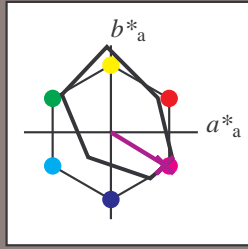
FRS15_90a; adapted (a) CIELAB data

	$L^*=L^*_a$	a^*_a	b^*_a	$C^*_{ab,a}$	$h^*_{ab,a}$
r00j	35.47	56.92	27.12	63.05	25
r25j	39.12	49.04	44.45	66.19	42
r50j	50.64	35.19	58.33	68.13	59
r75j	64.01	19.11	74.45	76.87	76
j00g	83.18	-3.93	97.56	97.64	92
j25g	66.73	-26.86	74.66	79.35	110
j50g	54.03	-43.42	57.07	71.71	127
j75g	44.73	-54.21	38.33	66.4	145
g00b	47.59	-44.11	14.14	46.33	162
g25b	49.97	-35.68	-6.03	36.19	190
g50b	51.85	-29.05	-21.88	36.38	217
g75b	46.92	-15.53	-32.37	35.92	244
b00r	37.91	1.15	-38.05	38.08	272
b25r	23.81	27.31	-46.96	54.33	300
b50r	29.52	62.07	-37.87	72.72	329
b75r	36.48	64.24	-3.31	64.33	357



Input and output: Colorimetric Printer Reflective System FRS15_90a for relative CIELAB hue $h^* = lab^*h^* = h_{ab}/360 = 329/360 = 0.913$
 data for any colour:

lab^*tch^* and lab^*icu^*
 elementary hue text:
 $u^* = b50r$
 contrast reduction factor:
 $c_R = 0.9$
 triangle lightness t^*



FRS15_90a; adapted (a) CIELAB data

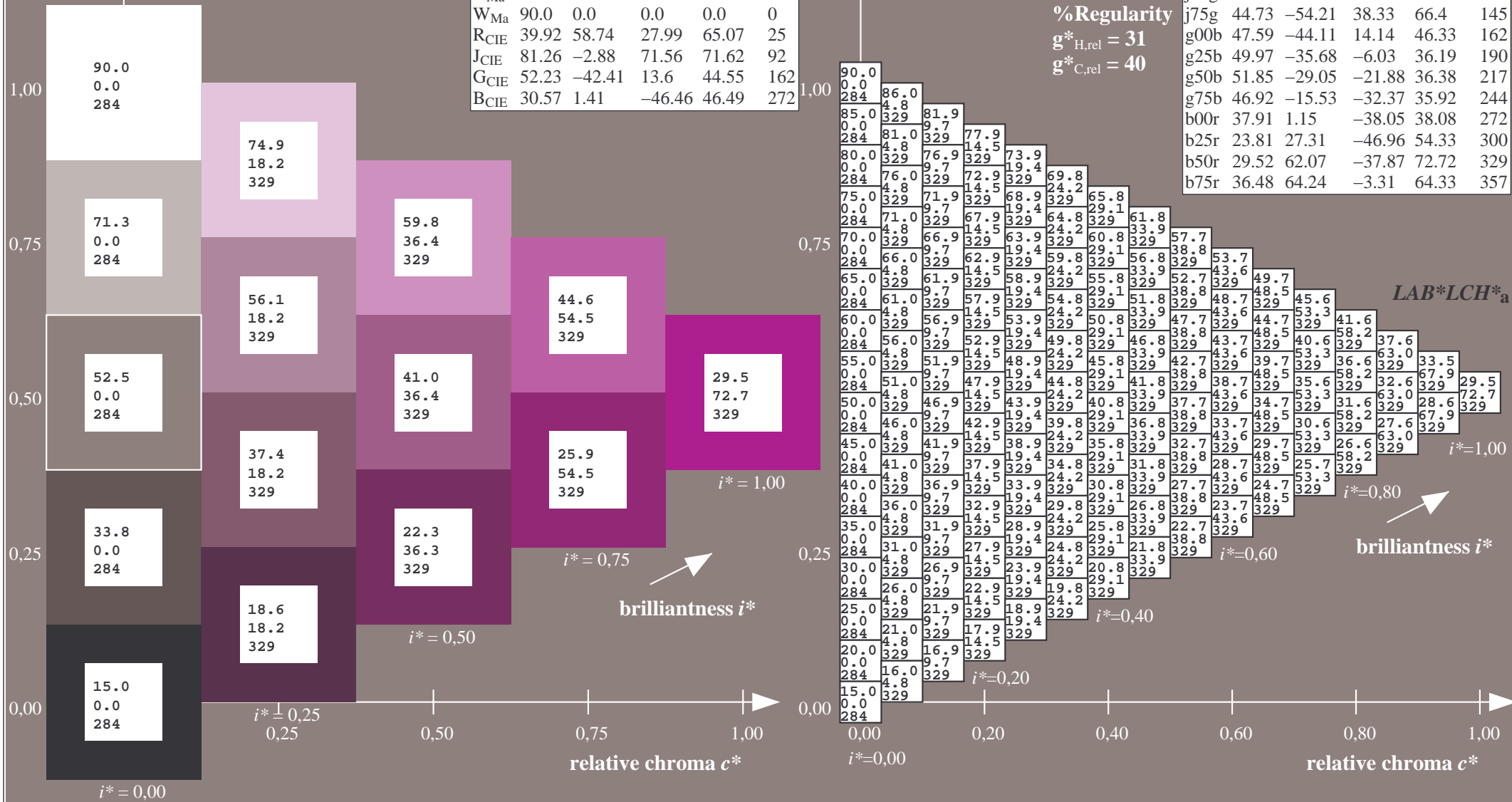
	$L^*=L^*_a$	a^*_a	b^*_a	$C^*_{ab,a}$	$h^*_{ab,a}$
O _{Ma}	35.06	53.93	39.55	66.88	36
Y _{Ma}	83.77	-4.63	98.26	98.37	93
L _{Ma}	44.13	-56.32	43.36	71.09	142
C _{Ma}	52.66	-26.18	-28.74	38.89	228
V _{Ma}	14.15	45.22	-53.06	69.72	310
M _{Ma}	37.37	70.69	-30.1	76.83	337
N _{Ma}	15.0	0.0	0.0	0.0	0
W _{Ma}	90.0	0.0	0.0	0.0	0
R _{CIE}	39.92	58.74	27.99	65.07	25
J _{CIE}	81.26	-2.88	71.56	71.62	92
G _{CIE}	52.23	-42.41	13.6	44.55	162
B _{CIE}	30.57	1.41	-46.46	46.49	272

Data for maximum colour (Ma):

$LAB^*LAB^*_Ma$: 30 62 -37
 $LAB^*LCH^*_Ma$: 30 73 329
 $lab^*rgb^*_Ma$: 1.0 0.0 1.0
 $lab^*olv^*_Ma$: 0.66 0.0 1.0

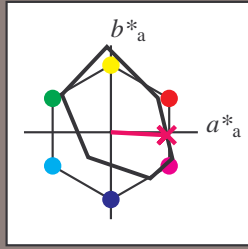
FRS15_90a; adapted (a) CIELAB data

	$L^*=L^*_a$	a^*_a	b^*_a	$C^*_{ab,a}$	$h^*_{ab,a}$
r00j	35.47	56.92	27.12	63.05	25
r25j	39.12	49.04	44.45	66.19	42
r50j	50.64	35.19	58.33	68.13	59
r75j	64.01	19.11	74.45	76.87	76
j00g	83.18	-3.93	97.56	97.64	92
j25g	66.73	-26.86	74.66	79.35	110
j50g	54.03	-43.42	57.07	71.71	127
j75g	44.73	-54.21	38.33	66.4	145
g00b	47.59	-44.11	14.14	46.33	162
g25b	49.97	-35.68	-6.03	36.19	190
g50b	51.85	-29.05	-21.88	36.38	217
g75b	46.92	-15.53	-32.37	35.92	244
b00r	37.91	1.15	-38.05	38.08	272
b25r	23.81	27.31	-46.96	54.33	300
b50r	29.52	62.07	-37.87	72.72	329
b75r	36.48	64.24	-3.31	64.33	357



Input and output: Colorimetric Printer Reflective System FRS15_90a for relative CIELAB hue $h^* = lab^*h^* = h_{ab}/360 = 357/360 = 0.992$
 data for any colour:

lab^*tch^* and lab^*icu^*
 elementary hue text:
 $u^* = b75r$
 contrast reduction factor:
 $c_R = 0.9$
 triangle lightness t^*



FRS15_90a; adapted (a) CIELAB data

	$L^*=L^*_a$	a^*_a	b^*_a	$C^*_{ab,a}$	$h^*_{ab,a}$
O _{Ma}	35.06	53.93	39.55	66.88	36
Y _{Ma}	83.77	-4.63	98.26	98.37	93
L _{Ma}	44.13	-56.32	43.36	71.09	142
C _{Ma}	52.66	-26.18	-28.74	38.89	228
V _{Ma}	14.15	45.22	-53.06	69.72	310
M _{Ma}	37.37	70.69	-30.1	76.83	337
N _{Ma}	15.0	0.0	0.0	0.0	0
W _{Ma}	90.0	0.0	0.0	0.0	0
R _{CIE}	39.92	58.74	27.99	65.07	25
J _{CIE}	81.26	-2.88	71.56	71.62	92
G _{CIE}	52.23	-42.41	13.6	44.55	162
B _{CIE}	30.57	1.41	-46.46	46.49	272

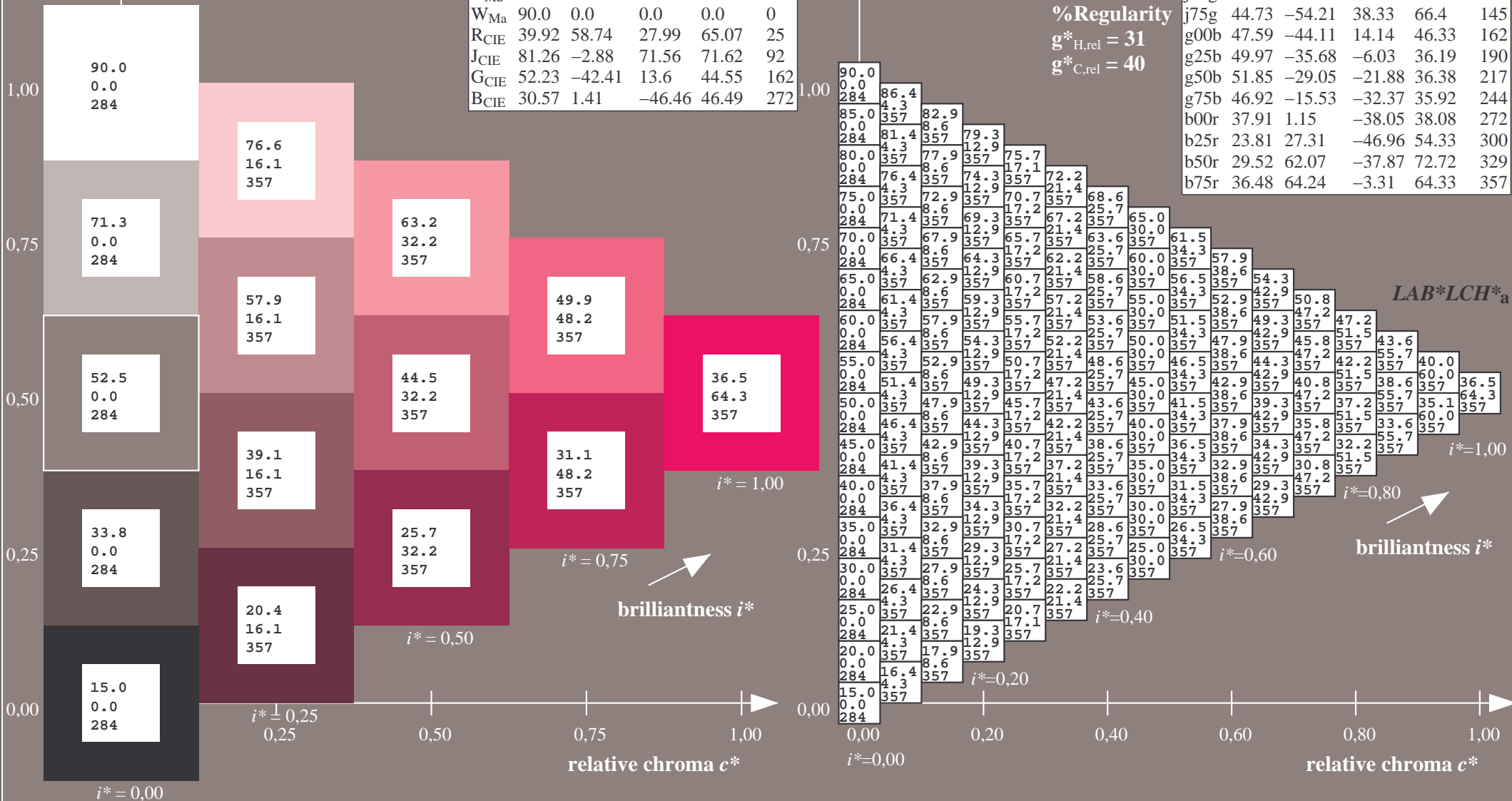
Data for maximum colour (Ma):

$LAB^*LAB^*_Ma$: 36 64 -2
 $LAB^*LCH^*_Ma$: 36 64 357
 $lab^*rgb^*_Ma$: 1.0 0.0 0.5
 $lab^*olv^*_Ma$: 1.0 0.0 0.62

$u^* = b75r$
 $LAB^*LCH^*_a$

FRS15_90a; adapted (a) CIELAB data

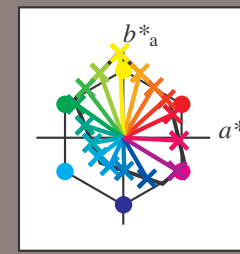
	$L^*=L^*_a$	a^*_a	b^*_a	$C^*_{ab,a}$	$h^*_{ab,a}$
r00j	35.47	56.92	27.12	63.05	25
r25j	39.12	49.04	44.45	66.19	42
r50j	50.64	35.19	58.33	68.13	59
r75j	64.01	19.11	74.45	76.87	76
j00g	83.18	-3.93	97.56	97.64	92
j25g	66.73	-26.86	74.66	79.35	110
j50g	54.03	-43.42	57.07	71.71	127
j75g	44.73	-54.21	38.33	66.4	145
g00b	47.59	-44.11	14.14	46.33	162
g25b	49.97	-35.68	-6.03	36.19	190
g50b	51.85	-29.05	-21.88	36.38	217
g75b	46.92	-15.53	-32.37	35.92	244
b00r	37.91	1.15	-38.05	38.08	272
b25r	23.81	27.31	-46.96	54.33	300
b50r	29.52	62.07	-37.87	72.72	329
b75r	36.48	64.24	-3.31	64.33	357



Input and output:
 Colorimetric Printer Reflective System FRS15_90a
 data for any colour:

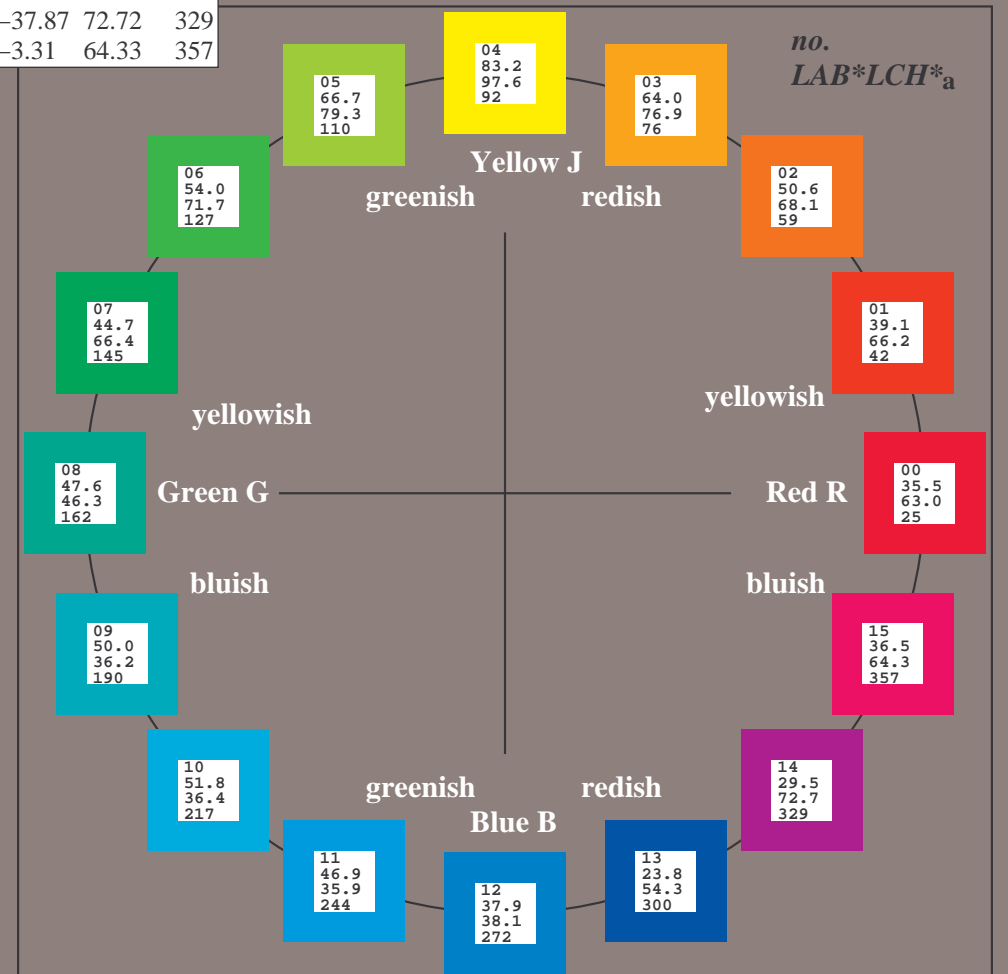
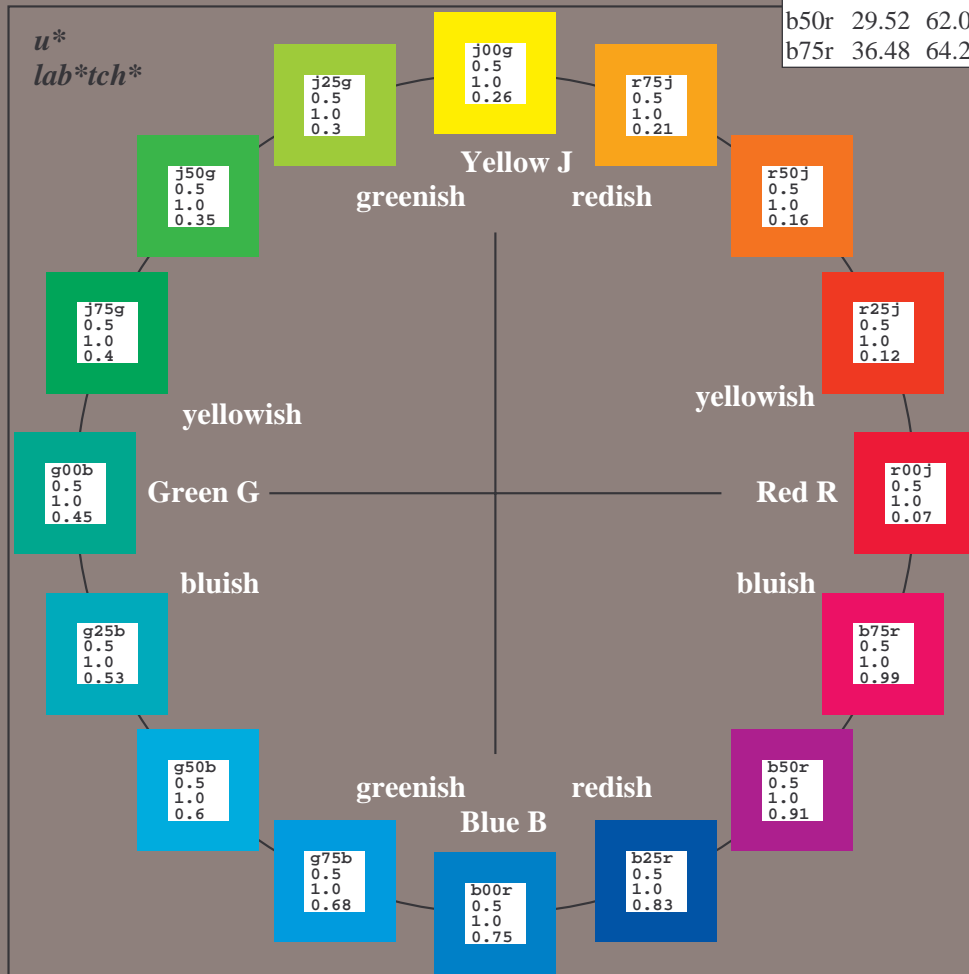
$lab^{*}tch^{*}$ and $lab^{*}icu^{*}$
 elementary hue text:
 $u^{*} = 16$ hues $r00j, r25j, \dots, b75r$
 contrast reduction factor:
 $c_R = 0.9$

FRS15_90a; adapted (a) CIELAB data					
	$L^{*}=L^{*}_a$	a^{*}_a	b^{*}_a	$C^{*}_{ab,a}$	$h^{*}_{ab,a}$
r00j	35.47	56.92	27.12	63.05	25
r25j	39.12	49.04	44.45	66.19	42
r50j	50.64	35.19	58.33	68.13	59
r75j	64.01	19.11	74.45	76.87	76
j00g	83.18	-3.93	97.56	97.64	92
j25g	66.73	-26.86	74.66	79.35	110
j50g	54.03	-43.42	57.07	71.71	127
j75g	44.73	-54.21	38.33	66.4	145
g00b	47.59	-44.11	14.14	46.33	162
g25b	49.97	-35.68	-6.03	36.19	190
g50b	51.85	-29.05	-21.88	36.38	217
g75b	46.92	-15.53	-32.37	35.92	244
b00r	37.91	1.15	-38.05	38.08	272
b25r	23.81	27.31	-46.96	54.33	300
b50r	29.52	62.07	-37.87	72.72	329
b75r	36.48	64.24	-3.31	64.33	357



%Gamut
 $u^{*}_{rel} = 88$
 %Regularity
 $g^{*}_{H,rel} = 31$
 $g^{*}_{C,rel} = 40$

FRS15_90a; adapted (a) CIELAB data					
	$L^{*}=L^{*}_a$	a^{*}_a	b^{*}_a	$C^{*}_{ab,a}$	$h^{*}_{ab,a}$
O _{Ma}	35.06	53.93	39.55	66.88	36
Y _{Ma}	83.77	-4.63	98.26	98.37	93
L _{Ma}	44.13	-56.32	43.36	71.09	142
C _{Ma}	52.66	-26.18	-28.74	38.89	228
V _{Ma}	14.15	45.22	-53.06	69.72	310
M _{Ma}	37.37	70.69	-30.1	76.83	337
N _{Ma}	15.0	0.0	0.0	0.0	0
W _{Ma}	90.0	0.0	0.0	0.0	0
R _{CIE}	39.92	58.74	27.99	65.07	25
J _{CIE}	81.26	-2.88	71.56	71.62	92
G _{CIE}	52.23	-42.41	13.6	44.55	162
B _{CIE}	30.57	1.41	-46.46	46.49	272



Input and output: Colorimetric Printer Reflective System FRS15_90a for relative CIELAB hue $h^* = lab^*h^* = h_{ab}/360 = 25/360 = 0.071$

data for any colour:

lab^*tch^* and lab^*icu^*

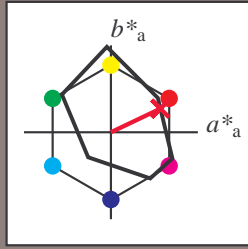
elementary hue text:

$u^* = r00j$

contrast reduction factor:

$c_R = 0.9$

triangle lightness t^*



FRS15_90a; adapted (a) CIELAB data

	$L^*=L^*_a$	a^*_a	b^*_a	$C^*_{ab,a}$	$h^*_{ab,a}$
O _{Ma}	35.06	53.93	39.55	66.88	36
Y _{Ma}	83.77	-4.63	98.26	98.37	93
L _{Ma}	44.13	-56.32	43.36	71.09	142
C _{Ma}	52.66	-26.18	-28.74	38.89	228
V _{Ma}	14.15	45.22	-53.06	69.72	310
M _{Ma}	37.37	70.69	-30.1	76.83	337
N _{Ma}	15.0	0.0	0.0	0.0	0
W _{Ma}	90.0	0.0	0.0	0.0	0
R _{CIE}	39.92	58.74	27.99	65.07	25
J _{CIE}	81.26	-2.88	71.56	71.62	92
G _{CIE}	52.23	-42.41	13.6	44.55	162
B _{CIE}	30.57	1.41	-46.46	46.49	272

Data for maximum colour (Ma):

$LAB^*LAB^*_Ma$: 35 57 27

$LAB^*LCH^*_Ma$: 35 63 25

$lab^*rgb^*_Ma$: 1.0 0.0 0.0

$lab^*olv^*_Ma$: 1.0 0.0 0.18

triangle lightness t^*

%Gamut

$u^*_{rel} = 88$

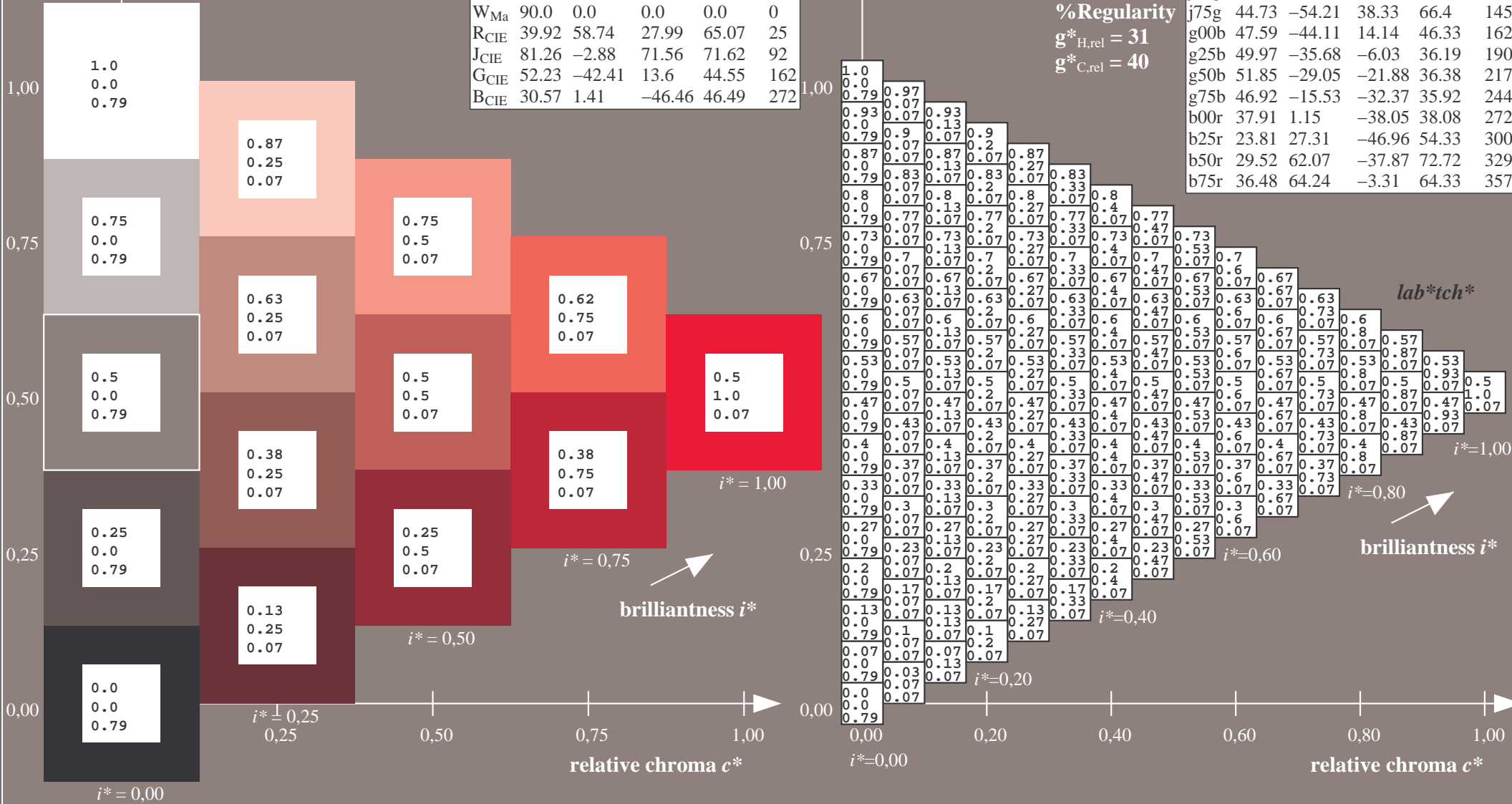
%Regularity

$g^*_{H,rel} = 31$

$g^*_{C,rel} = 40$

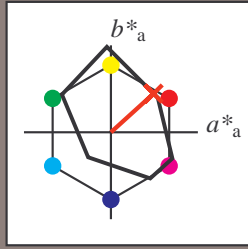
FRS15_90a; adapted (a) CIELAB data

	$L^*=L^*_a$	a^*_a	b^*_a	$C^*_{ab,a}$	$h^*_{ab,a}$
r00j	35.47	56.92	27.12	63.05	25
r25j	39.12	49.04	44.45	66.19	42
r50j	50.64	35.19	58.33	68.13	59
r75j	64.01	19.11	74.45	76.87	76
j00g	83.18	-3.93	97.56	97.64	92
j25g	66.73	-26.86	74.66	79.35	110
j50g	54.03	-43.42	57.07	71.71	127
j75g	44.73	-54.21	38.33	66.4	145
g00b	47.59	-44.11	14.14	46.33	162
g25b	49.97	-35.68	-6.03	36.19	190
g50b	51.85	-29.05	-21.88	36.38	217
g75b	46.92	-15.53	-32.37	35.92	244
b00r	37.91	1.15	-38.05	38.08	272
b25r	23.81	27.31	-46.96	54.33	300
b50r	29.52	62.07	-37.87	72.72	329
b75r	36.48	64.24	-3.31	64.33	357



Input and output: Colorimetric Printer Reflective System FRS15_90a for relative CIELAB hue $h^* = lab^*h^* = h_{ab}/360 = 42/360 = 0.117$
 data for any colour:

lab^*tch^* and lab^*icu^*
 elementary hue text:
 $u^* = r25j$
 contrast reduction factor:
 $c_R = 0.9$
 triangle lightness t^*



FRS15_90a; adapted (a) CIELAB data

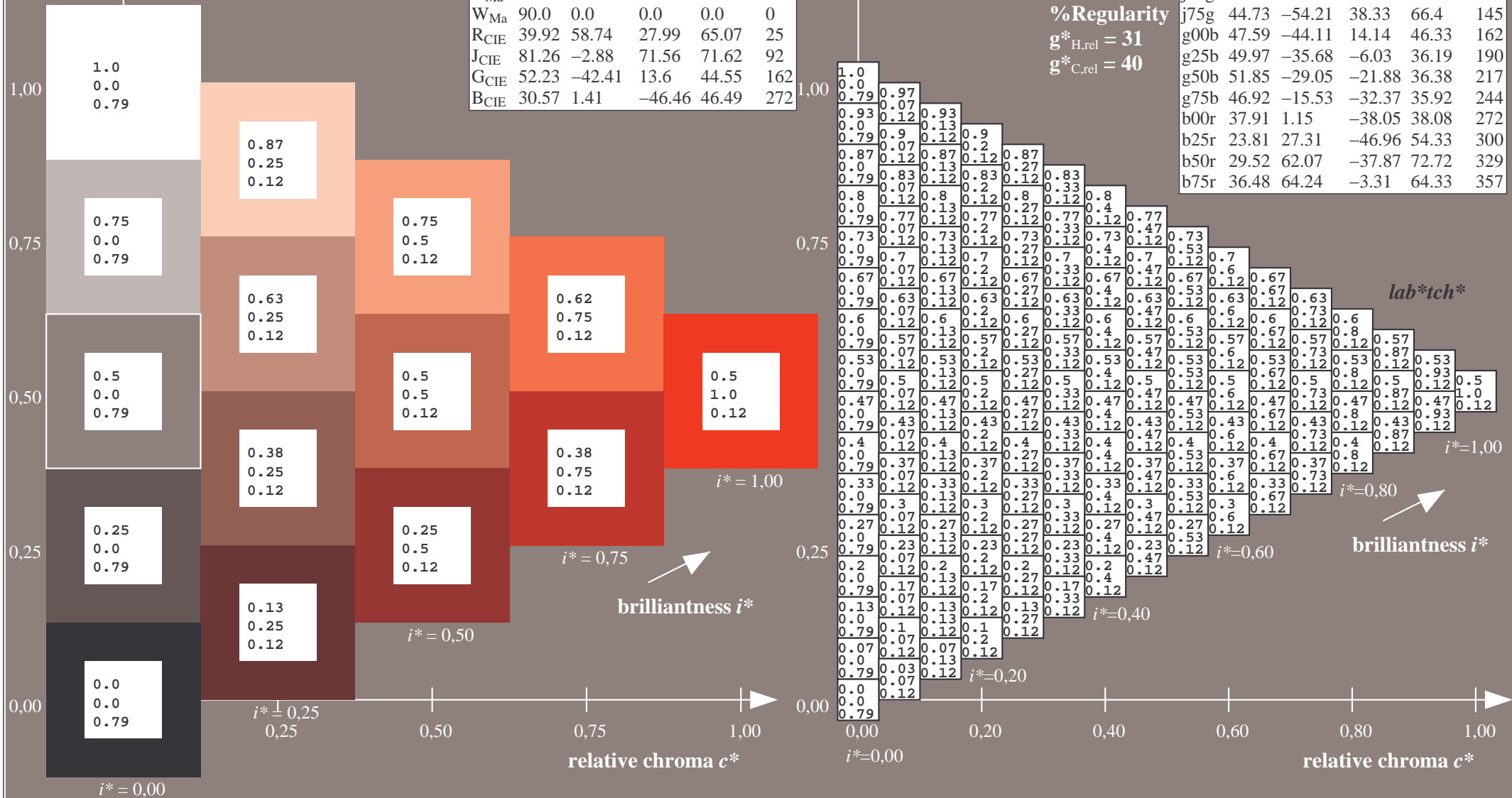
	$L^*=L^*_a$	a^*_a	b^*_a	$C^*_{ab,a}$	$h^*_{ab,a}$
O _{Ma}	35.06	53.93	39.55	66.88	36
Y _{Ma}	83.77	-4.63	98.26	98.37	93
L _{Ma}	44.13	-56.32	43.36	71.09	142
C _{Ma}	52.66	-26.18	-28.74	38.89	228
V _{Ma}	14.15	45.22	-53.06	69.72	310
M _{Ma}	37.37	70.69	-30.1	76.83	337
N _{Ma}	15.0	0.0	0.0	0.0	0
W _{Ma}	90.0	0.0	0.0	0.0	0
R _{CIE}	39.92	58.74	27.99	65.07	25
J _{CIE}	81.26	-2.88	71.56	71.62	92
G _{CIE}	52.23	-42.41	13.6	44.55	162
B _{CIE}	30.57	1.41	-46.46	46.49	272

Data for maximum colour (Ma):

$LAB^*LAB^*_Ma$: 39 49 44
 $LAB^*LCH^*_Ma$: 39 66 42
 $lab^*rgb^*_Ma$: 1.0 0.25 0.0
 $lab^*olv^*_Ma$: 1.0 0.08 0.0

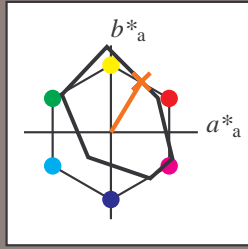
FRS15_90a; adapted (a) CIELAB data

	$L^*=L^*_a$	a^*_a	b^*_a	$C^*_{ab,a}$	$h^*_{ab,a}$
r00j	35.47	56.92	27.12	63.05	25
r25j	39.12	49.04	44.45	66.19	42
r50j	50.64	35.19	58.33	68.13	59
r75j	64.01	19.11	74.45	76.87	76
j00g	83.18	-3.93	97.56	97.64	92
j25g	66.73	-26.86	74.66	79.35	110
j50g	54.03	-43.42	57.07	71.71	127
j75g	44.73	-54.21	38.33	66.4	145
g00b	47.59	-44.11	14.14	46.33	162
g25b	49.97	-35.68	-6.03	36.19	190
g50b	51.85	-29.05	-21.88	36.38	217
g75b	46.92	-15.53	-32.37	35.92	244
b00r	37.91	1.15	-38.05	38.08	272
b25r	23.81	27.31	-46.96	54.33	300
b50r	29.52	62.07	-37.87	72.72	329
b75r	36.48	64.24	-3.31	64.33	357



Input and output: Colorimetric Printer Reflective System FRS15_90a for relative CIELAB hue $h^* = lab^*h^* = h_{ab}/360 = 59/360 = 0.164$
 data for any colour:

lab^*tch^* and lab^*icu^*
 elementary hue text:
 $u^* = r50j$
 contrast reduction factor:
 $c_R = 0.9$
 triangle lightness t^*



FRS15_90a; adapted (a) CIELAB data

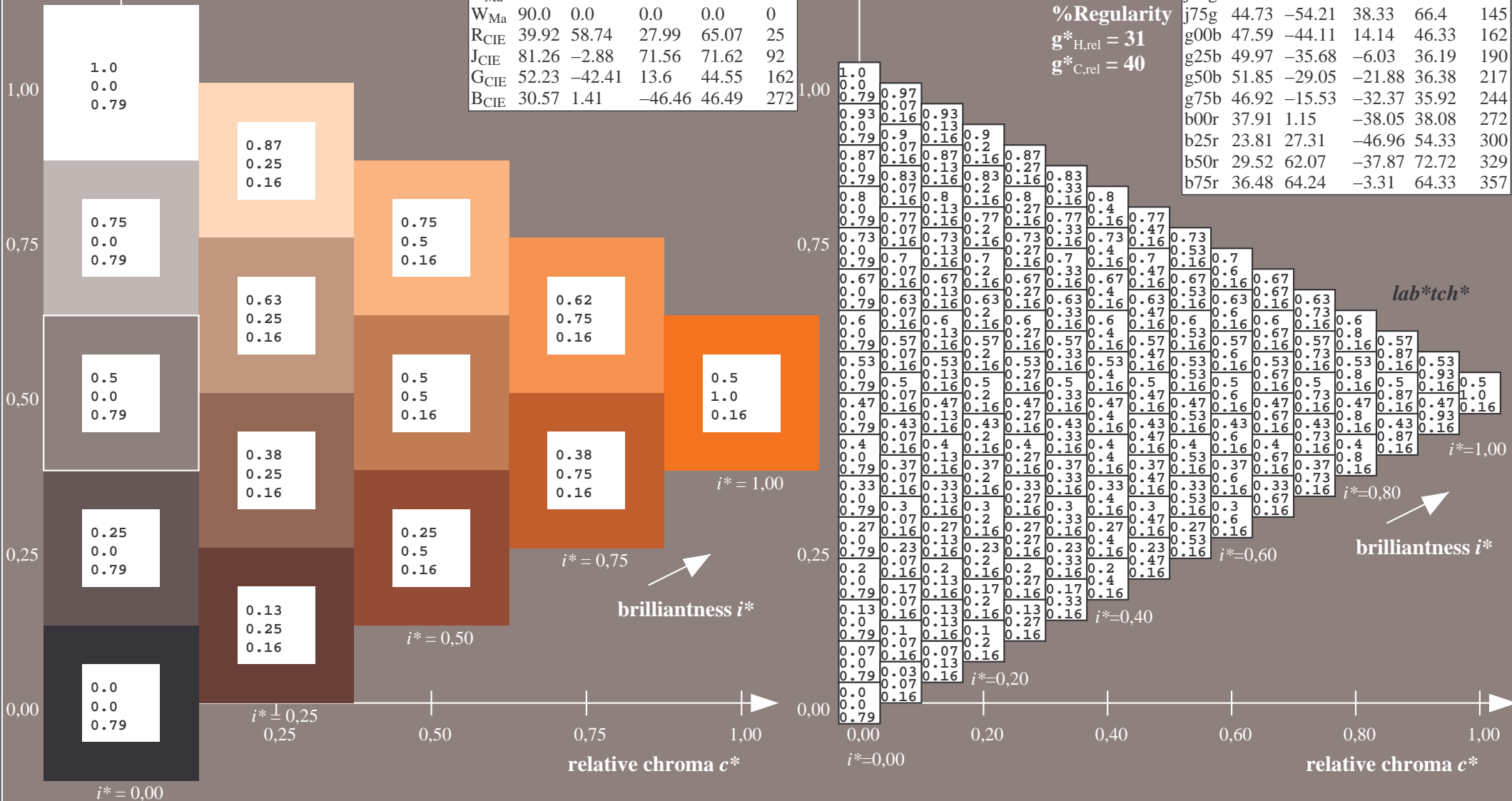
	$L^*=L^*_a$	a^*_a	b^*_a	$C^*_{ab,a}$	$h^*_{ab,a}$
O _{Ma}	35.06	53.93	39.55	66.88	36
Y _{Ma}	83.77	-4.63	98.26	98.37	93
L _{Ma}	44.13	-56.32	43.36	71.09	142
C _{Ma}	52.66	-26.18	-28.74	38.89	228
V _{Ma}	14.15	45.22	-53.06	69.72	310
M _{Ma}	37.37	70.69	-30.1	76.83	337
N _{Ma}	15.0	0.0	0.0	0.0	0
W _{Ma}	90.0	0.0	0.0	0.0	0
R _{CIE}	39.92	58.74	27.99	65.07	25
J _{CIE}	81.26	-2.88	71.56	71.62	92
G _{CIE}	52.23	-42.41	13.6	44.55	162
B _{CIE}	30.57	1.41	-46.46	46.49	272

Data for maximum colour (Ma):

$LAB^*LAB^*_Ma$: 51 35 58
 $LAB^*LCH^*_Ma$: 51 68 59
 $lab^*rgb^*_Ma$: 1.0 0.5 0.0
 $lab^*olv^*_Ma$: 1.0 0.32 0.0

FRS15_90a; adapted (a) CIELAB data

	$L^*=L^*_a$	a^*_a	b^*_a	$C^*_{ab,a}$	$h^*_{ab,a}$
r00j	35.47	56.92	27.12	63.05	25
r25j	39.12	49.04	44.45	66.19	42
r50j	50.64	35.19	58.33	68.13	59
r75j	64.01	19.11	74.45	76.87	76
j00g	83.18	-3.93	97.56	97.64	92
j25g	66.73	-26.86	74.66	79.35	110
j50g	54.03	-43.42	57.07	71.71	127
j75g	44.73	-54.21	38.33	66.4	145
g00b	47.59	-44.11	14.14	46.33	162
g25b	49.97	-35.68	-6.03	36.19	190
g50b	51.85	-29.05	-21.88	36.38	217
g75b	46.92	-15.53	-32.37	35.92	244
b00r	37.91	1.15	-38.05	38.08	272
b25r	23.81	27.31	-46.96	54.33	300
b50r	29.52	62.07	-37.87	72.72	329
b75r	36.48	64.24	-3.31	64.33	357



%Gamut
 $u^*_{rel} = 88$
 %Regularity
 $g^*_{H,rel} = 31$
 $g^*_{C,rel} = 40$

Input and output: Colorimetric Printer Reflective System FRS15_90a for relative CIELAB hue $h^* = lab^*h^* = h_{ab}/360 = 76/360 = 0.21$

data for any colour:

lab^*tch^* and lab^*icu^*

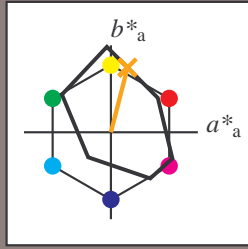
elementary hue text:

$u^* = r75j$

contrast reduction factor:

$c_R = 0.9$

triangle lightness t^*



FRS15_90a; adapted (a) CIELAB data

	$L^*=L^*_a$	a^*_a	b^*_a	$C^*_{ab,a}$	$h^*_{ab,a}$
O _{Ma}	35.06	53.93	39.55	66.88	36
Y _{Ma}	83.77	-4.63	98.26	98.37	93
L _{Ma}	44.13	-56.32	43.36	71.09	142
C _{Ma}	52.66	-26.18	-28.74	38.89	228
V _{Ma}	14.15	45.22	-53.06	69.72	310
M _{Ma}	37.37	70.69	-30.1	76.83	337
N _{Ma}	15.0	0.0	0.0	0.0	0
W _{Ma}	90.0	0.0	0.0	0.0	0
R _{CIE}	39.92	58.74	27.99	65.07	25
J _{CIE}	81.26	-2.88	71.56	71.62	92
G _{CIE}	52.23	-42.41	13.6	44.55	162
B _{CIE}	30.57	1.41	-46.46	46.49	272

Data for maximum colour (Ma):

$LAB^*LAB^*_Ma$: 64 19 74

$LAB^*LCH^*_Ma$: 64 77 76

$lab^*rgb^*_Ma$: 1.0 0.75 0.0

$lab^*olv^*_Ma$: 1.0 0.59 0.0

triangle lightness t^*

%Gamut

$u^*_{rel} = 88$

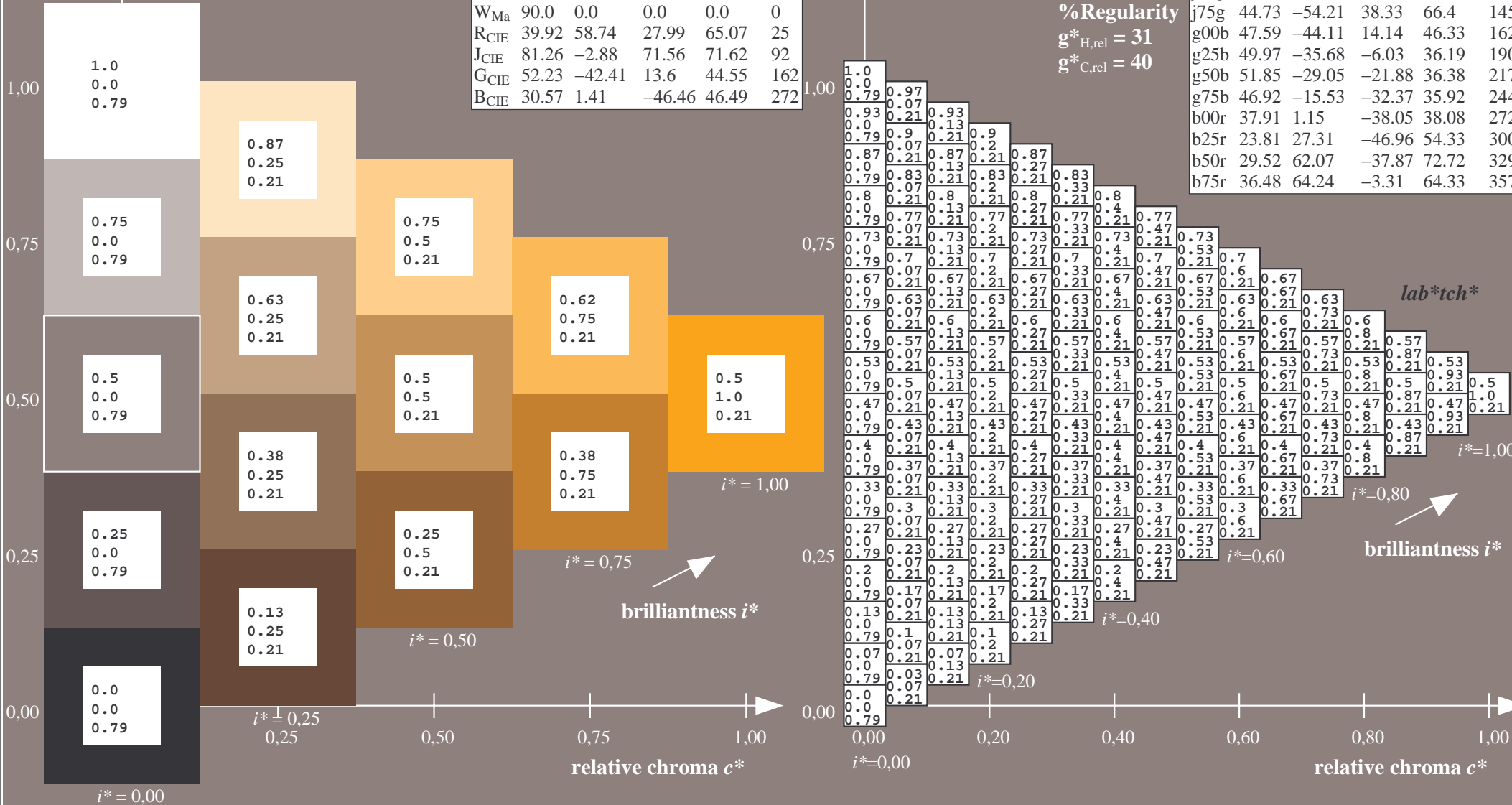
%Regularity

$g^*_{H,rel} = 31$

$g^*_{C,rel} = 40$

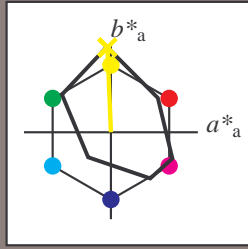
FRS15_90a; adapted (a) CIELAB data

	$L^*=L^*_a$	a^*_a	b^*_a	$C^*_{ab,a}$	$h^*_{ab,a}$
r00j	35.47	56.92	27.12	63.05	25
r25j	39.12	49.04	44.45	66.19	42
r50j	50.64	35.19	58.33	68.13	59
r75j	64.01	19.11	74.45	76.87	76
j00g	83.18	-3.93	97.56	97.64	92
j25g	66.73	-26.86	74.66	79.35	110
j50g	54.03	-43.42	57.07	71.71	127
j75g	44.73	-54.21	38.33	66.4	145
g00b	47.59	-44.11	14.14	46.33	162
g25b	49.97	-35.68	-6.03	36.19	190
g50b	51.85	-29.05	-21.88	36.38	217
g75b	46.92	-15.53	-32.37	35.92	244
b00r	37.91	1.15	-38.05	38.08	272
b25r	23.81	27.31	-46.96	54.33	300
b50r	29.52	62.07	-37.87	72.72	329
b75r	36.48	64.24	-3.31	64.33	357



Input and output: Colorimetric Printer Reflective System FRS15_90a for relative CIELAB hue $h^* = lab^*h^* = h_{ab}/360 = 92/360 = 0.256$
 data for any colour:

lab^*tch^* and lab^*icu^*
 elementary hue text:
 $u^* = j00g$
 contrast reduction factor:
 $c_R = 0.9$
 triangle lightness t^*



FRS15_90a; adapted (a) CIELAB data

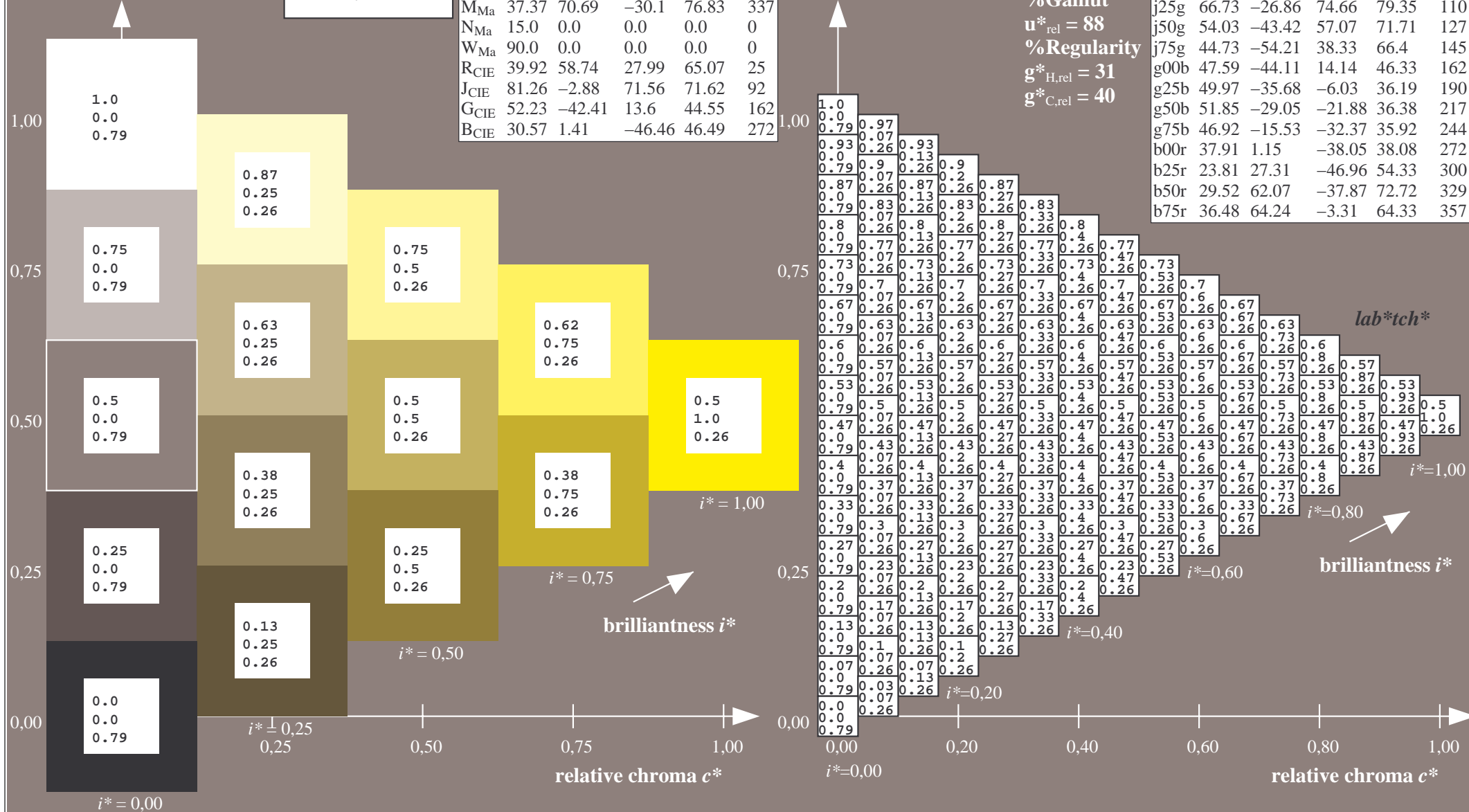
	$L^*=L^*_a$	a^*_a	b^*_a	$C^*_{ab,a}$	$h^*_{ab,a}$
O _{Ma}	35.06	53.93	39.55	66.88	36
Y _{Ma}	83.77	-4.63	98.26	98.37	93
L _{Ma}	44.13	-56.32	43.36	71.09	142
C _{Ma}	52.66	-26.18	-28.74	38.89	228
V _{Ma}	14.15	45.22	-53.06	69.72	310
M _{Ma}	37.37	70.69	-30.1	76.83	337
N _{Ma}	15.0	0.0	0.0	0.0	0
W _{Ma}	90.0	0.0	0.0	0.0	0
R _{CIE}	39.92	58.74	27.99	65.07	25
J _{CIE}	81.26	-2.88	71.56	71.62	92
G _{CIE}	52.23	-42.41	13.6	44.55	162
B _{CIE}	30.57	1.41	-46.46	46.49	272

Data for maximum colour (Ma):

$LAB^*LAB^*_Ma$: 83 -3 98
 $LAB^*LCH^*_Ma$: 83 98 92
 $lab^*rgb^*_Ma$: 1.0 1.0 0.0
 $lab^*olv^*_Ma$: 1.0 0.99 0.0

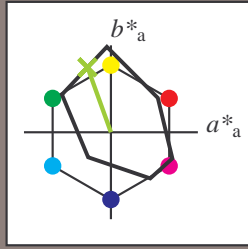
FRS15_90a; adapted (a) CIELAB data

	$L^*=L^*_a$	a^*_a	b^*_a	$C^*_{ab,a}$	$h^*_{ab,a}$
r00j	35.47	56.92	27.12	63.05	25
r25j	39.12	49.04	44.45	66.19	42
r50j	50.64	35.19	58.33	68.13	59
r75j	64.01	19.11	74.45	76.87	76
j00g	83.18	-3.93	97.56	97.64	92
j25g	66.73	-26.86	74.66	79.35	110
j50g	54.03	-43.42	57.07	71.71	127
j75g	44.73	-54.21	38.33	66.4	145
g00b	47.59	-44.11	14.14	46.33	162
g25b	49.97	-35.68	-6.03	36.19	190
g50b	51.85	-29.05	-21.88	36.38	217
g75b	46.92	-15.53	-32.37	35.92	244
b00r	37.91	1.15	-38.05	38.08	272
b25r	23.81	27.31	-46.96	54.33	300
b50r	29.52	62.07	-37.87	72.72	329
b75r	36.48	64.24	-3.31	64.33	357



Input and output: Colorimetric Printer Reflective System FRS15_90a for relative CIELAB hue $h^* = lab^*h^* = h_{ab}/360 = 110/360 = 0.305$
 data for any colour:

lab^*tch^* and lab^*icu^*
 elementary hue text:
 $u^* = j25g$
 contrast reduction factor:
 $c_R = 0.9$
 triangle lightness t^*



FRS15_90a; adapted (a) CIELAB data

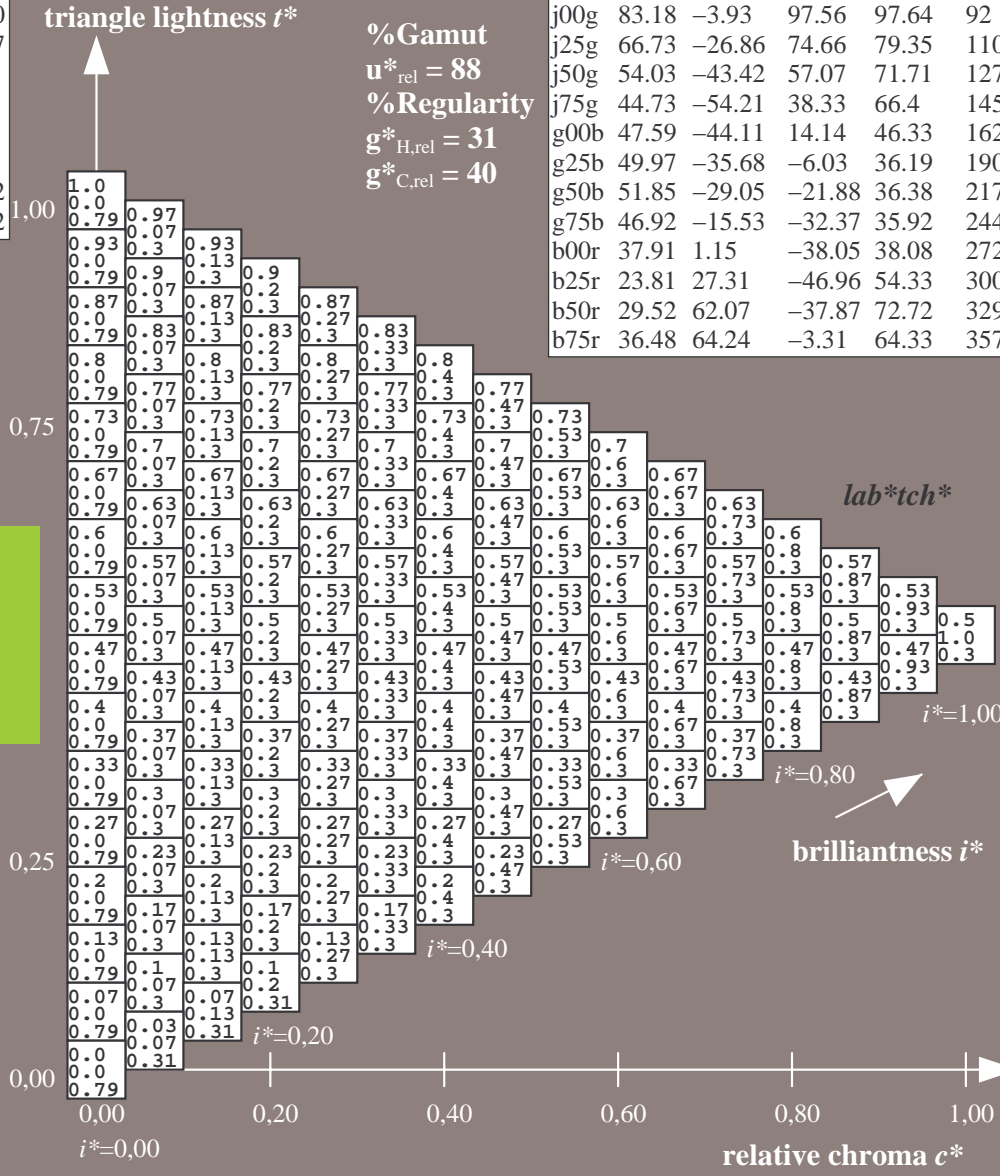
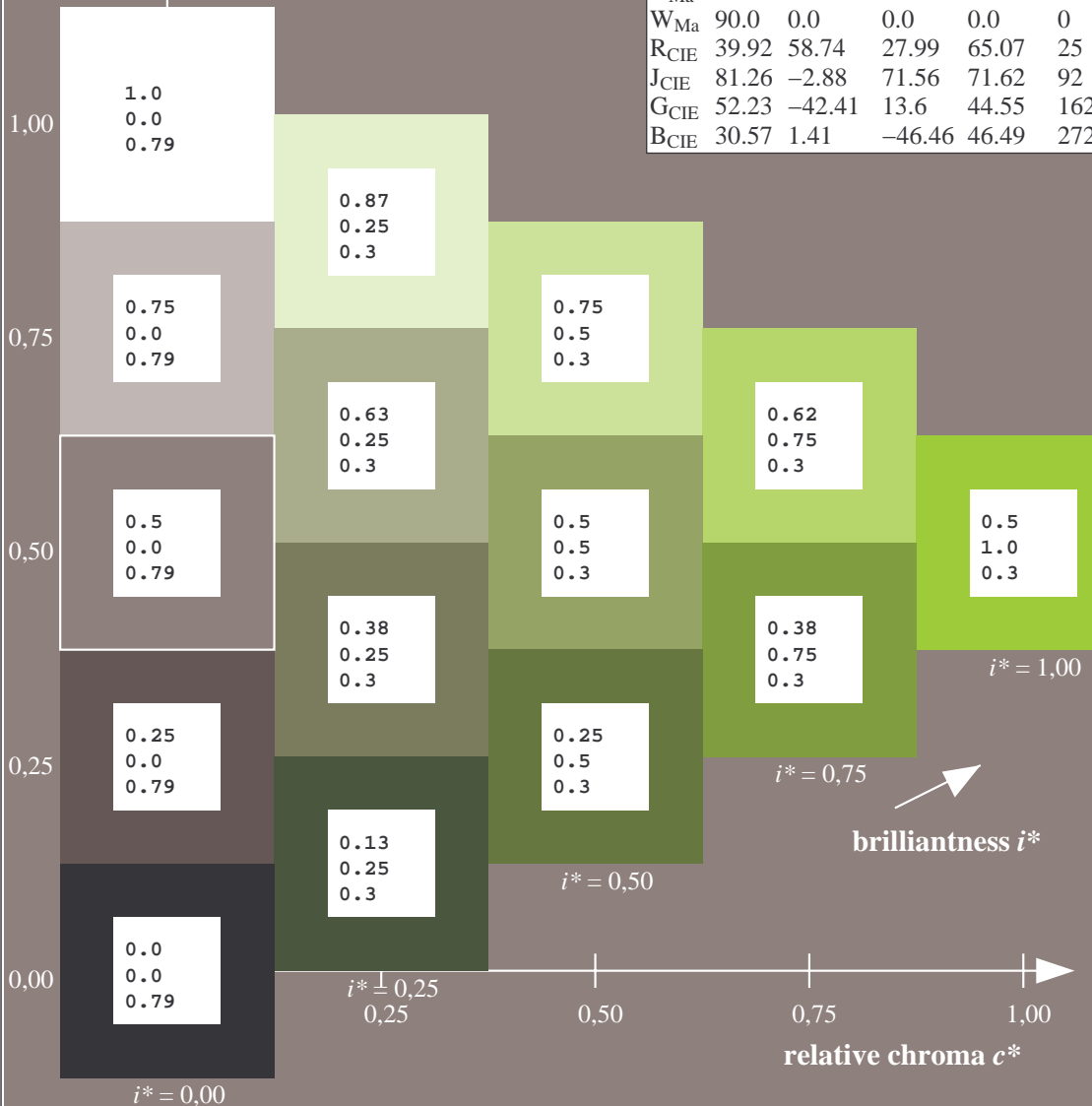
	$L^*=L^*_a$	a^*_a	b^*_a	$C^*_{ab,a}$	$h^*_{ab,a}$
O _{Ma}	35.06	53.93	39.55	66.88	36
Y _{Ma}	83.77	-4.63	98.26	98.37	93
L _{Ma}	44.13	-56.32	43.36	71.09	142
C _{Ma}	52.66	-26.18	-28.74	38.89	228
V _{Ma}	14.15	45.22	-53.06	69.72	310
M _{Ma}	37.37	70.69	-30.1	76.83	337
N _{Ma}	15.0	0.0	0.0	0.0	0
W _{Ma}	90.0	0.0	0.0	0.0	0
R _{CIE}	39.92	58.74	27.99	65.07	25
J _{CIE}	81.26	-2.88	71.56	71.62	92
G _{CIE}	52.23	-42.41	13.6	44.55	162
B _{CIE}	30.57	1.41	-46.46	46.49	272

Data for maximum colour (Ma):

$LAB^*LAB^*Ma: 67 -26 75$
 $LAB^*LCH^*Ma: 67 79 110$
 $lab^*rgb^*Ma: 0.75 1.0 0.0$
 $lab^*olv^*Ma: 0.57 1.0 0.0$

FRS15_90a; adapted (a) CIELAB data

	$L^*=L^*_a$	a^*_a	b^*_a	$C^*_{ab,a}$	$h^*_{ab,a}$
r00j	35.47	56.92	27.12	63.05	25
r25j	39.12	49.04	44.45	66.19	42
r50j	50.64	35.19	58.33	68.13	59
r75j	64.01	19.11	74.45	76.87	76
j00g	83.18	-3.93	97.56	97.64	92
j25g	66.73	-26.86	74.66	79.35	110
j50g	54.03	-43.42	57.07	71.71	127
j75g	44.73	-54.21	38.33	66.4	145
g00b	47.59	-44.11	14.14	46.33	162
g25b	49.97	-35.68	-6.03	36.19	190
g50b	51.85	-29.05	-21.88	36.38	217
g75b	46.92	-15.53	-32.37	35.92	244
b00r	37.91	1.15	-38.05	38.08	272
b25r	23.81	27.31	-46.96	54.33	300
b50r	29.52	62.07	-37.87	72.72	329
b75r	36.48	64.24	-3.31	64.33	357



%Gamut
 $u^*_{rel} = 88$
 %Regularity
 $g^*_{H,rel} = 31$
 $g^*_{C,rel} = 40$

Input and output: Colorimetric Printer Reflective System FRS15_90a for relative CIELAB hue $h^* = lab^*h^* = h_{ab}/360 = 127/360 = 0.354$

$u^* = j50g$

data for any colour:

lab^*tch^* and lab^*icu^*

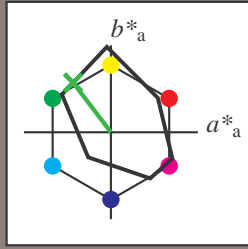
elementary hue text:

$u^* = j50g$

contrast reduction factor:

$c_R = 0.9$

triangle lightness t^*



FRS15_90a; adapted (a) CIELAB data

	$L^*=L^*_a$	a^*_a	b^*_a	$C^*_{ab,a}$	$h^*_{ab,a}$
O _{Ma}	35.06	53.93	39.55	66.88	36
Y _{Ma}	83.77	-4.63	98.26	98.37	93
L _{Ma}	44.13	-56.32	43.36	71.09	142
C _{Ma}	52.66	-26.18	-28.74	38.89	228
V _{Ma}	14.15	45.22	-53.06	69.72	310
M _{Ma}	37.37	70.69	-30.1	76.83	337
N _{Ma}	15.0	0.0	0.0	0.0	0
W _{Ma}	90.0	0.0	0.0	0.0	0
R _{CIE}	39.92	58.74	27.99	65.07	25
J _{CIE}	81.26	-2.88	71.56	71.62	92
G _{CIE}	52.23	-42.41	13.6	44.55	162
B _{CIE}	30.57	1.41	-46.46	46.49	272

Data for maximum colour (Ma):

$LAB^*LAB^*_{Ma}: 54 -42 57$

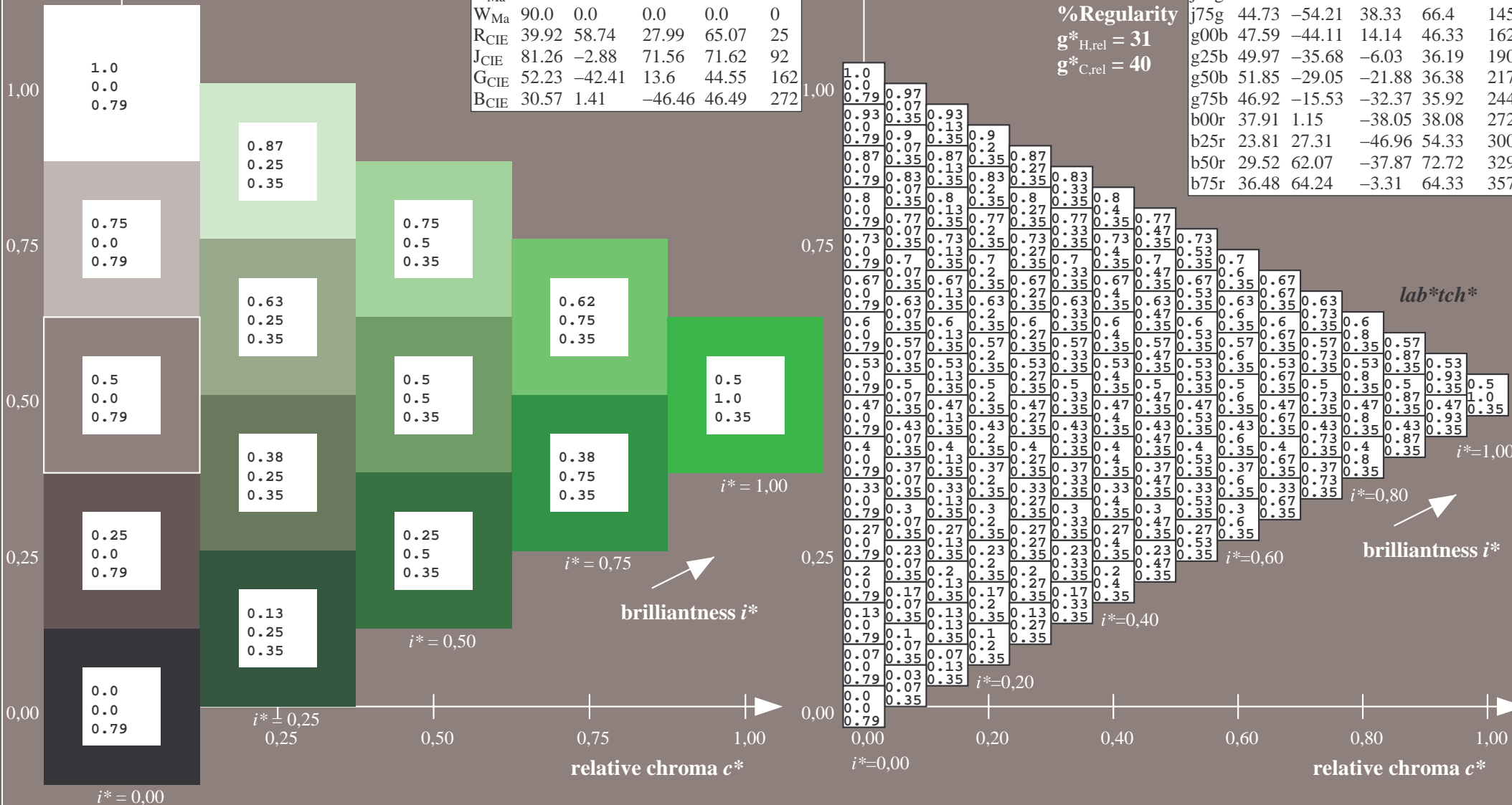
$LAB^*LCH^*_{Ma}: 54 72 127$

$lab^*rgb^*_{Ma}: 0.5 1.0 0.0$

$lab^*olv^*_{Ma}: 0.25 1.0 0.0$

FRS15_90a; adapted (a) CIELAB data

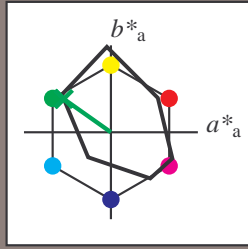
	$L^*=L^*_a$	a^*_a	b^*_a	$C^*_{ab,a}$	$h^*_{ab,a}$
r00j	35.47	56.92	27.12	63.05	25
r25j	39.12	49.04	44.45	66.19	42
r50j	50.64	35.19	58.33	68.13	59
r75j	64.01	19.11	74.45	76.87	76
j00g	83.18	-3.93	97.56	97.64	92
j25g	66.73	-26.86	74.66	79.35	110
j50g	54.03	-43.42	57.07	71.71	127
j75g	44.73	-54.21	38.33	66.4	145
g00b	47.59	-44.11	14.14	46.33	162
g25b	49.97	-35.68	-6.03	36.19	190
g50b	51.85	-29.05	-21.88	36.38	217
g75b	46.92	-15.53	-32.37	35.92	244
b00r	37.91	1.15	-38.05	38.08	272
b25r	23.81	27.31	-46.96	54.33	300
b50r	29.52	62.07	-37.87	72.72	329
b75r	36.48	64.24	-3.31	64.33	357



%Gamut
 $u^*_{rel} = 88$
 %Regularity
 $g^*_{H,rel} = 31$
 $g^*_{C,rel} = 40$

Input and output: Colorimetric Printer Reflective System FRS15_90a for relative CIELAB hue $h^* = lab^*h^* = h_{ab}/360 = 145/360 = 0.402$
 data for any colour:

lab^*tch^* and lab^*icu^*
 elementary hue text:
 $u^* = j75g$
 contrast reduction factor:
 $c_R = 0.9$
 triangle lightness t^*



FRS15_90a; adapted (a) CIELAB data

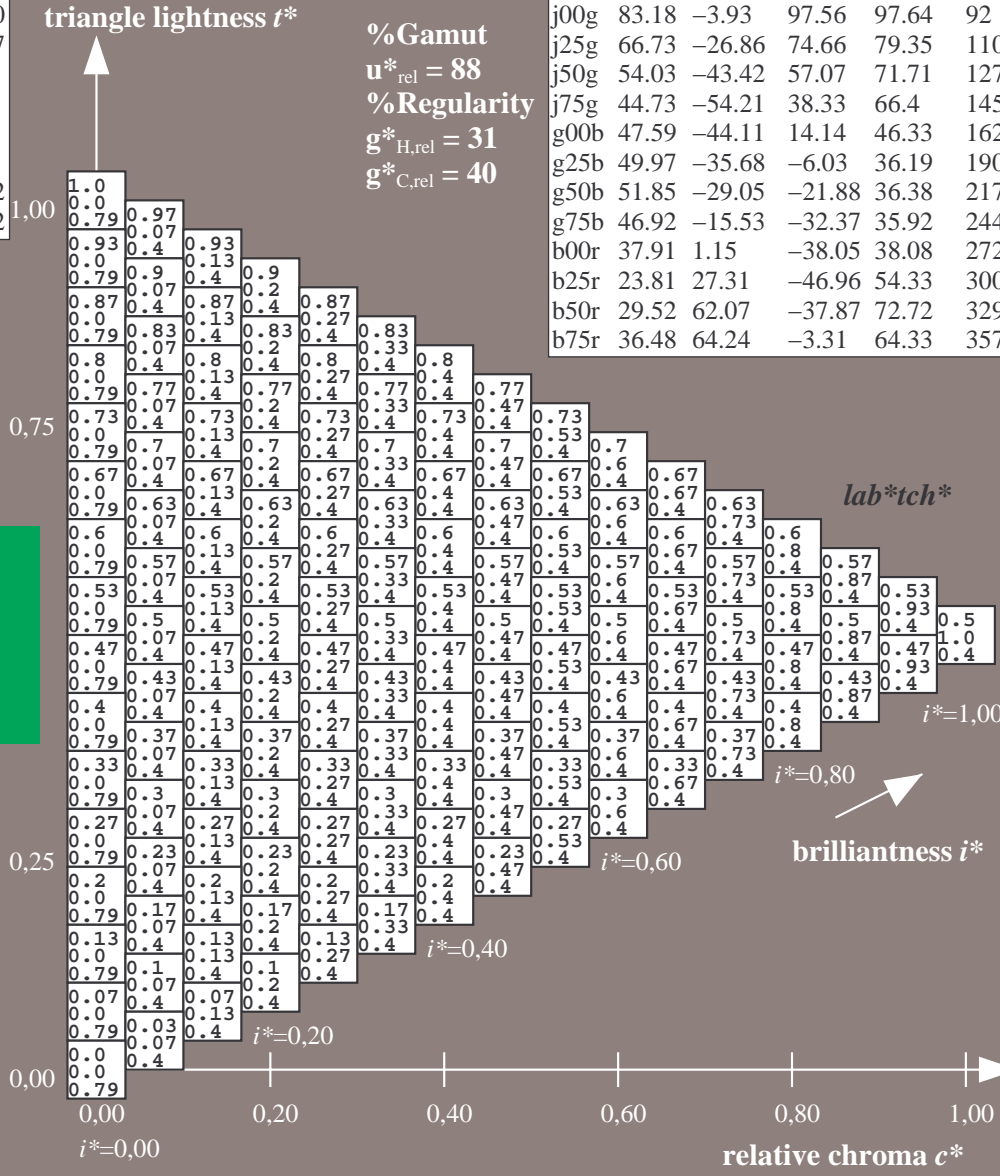
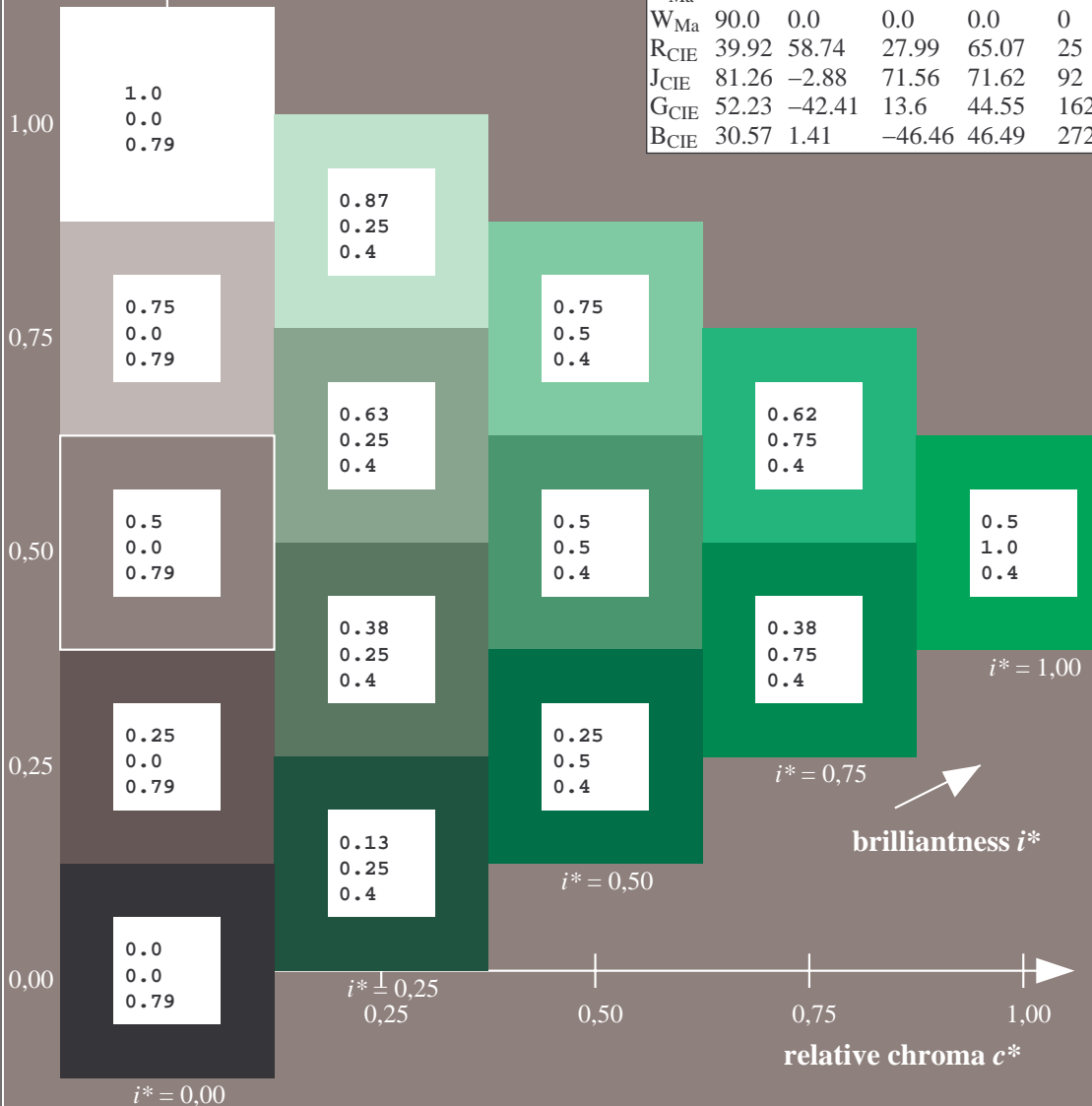
	$L^*=L^*_a$	a^*_a	b^*_a	$C^*_{ab,a}$	$h^*_{ab,a}$
O _{Ma}	35.06	53.93	39.55	66.88	36
Y _{Ma}	83.77	-4.63	98.26	98.37	93
L _{Ma}	44.13	-56.32	43.36	71.09	142
C _{Ma}	52.66	-26.18	-28.74	38.89	228
V _{Ma}	14.15	45.22	-53.06	69.72	310
M _{Ma}	37.37	70.69	-30.1	76.83	337
N _{Ma}	15.0	0.0	0.0	0.0	0
W _{Ma}	90.0	0.0	0.0	0.0	0
R _{CIE}	39.92	58.74	27.99	65.07	25
J _{CIE}	81.26	-2.88	71.56	71.62	92
G _{CIE}	52.23	-42.41	13.6	44.55	162
B _{CIE}	30.57	1.41	-46.46	46.49	272

Data for maximum colour (Ma):

$LAB^*LAB^*_Ma$: 45 -53 38
 $LAB^*LCH^*_Ma$: 45 66 145
 $lab^*rgb^*_Ma$: 0.25 1.0 0.0
 $lab^*olv^*_Ma$: 0.0 1.0 0.07

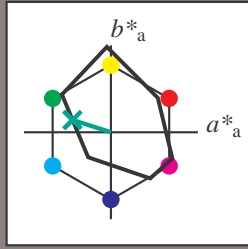
FRS15_90a; adapted (a) CIELAB data

	$L^*=L^*_a$	a^*_a	b^*_a	$C^*_{ab,a}$	$h^*_{ab,a}$
r00j	35.47	56.92	27.12	63.05	25
r25j	39.12	49.04	44.45	66.19	42
r50j	50.64	35.19	58.33	68.13	59
r75j	64.01	19.11	74.45	76.87	76
j00g	83.18	-3.93	97.56	97.64	92
j25g	66.73	-26.86	74.66	79.35	110
j50g	54.03	-43.42	57.07	71.71	127
j75g	44.73	-54.21	38.33	66.4	145
g00b	47.59	-44.11	14.14	46.33	162
g25b	49.97	-35.68	-6.03	36.19	190
g50b	51.85	-29.05	-21.88	36.38	217
g75b	46.92	-15.53	-32.37	35.92	244
b00r	37.91	1.15	-38.05	38.08	272
b25r	23.81	27.31	-46.96	54.33	300
b50r	29.52	62.07	-37.87	72.72	329
b75r	36.48	64.24	-3.31	64.33	357



Input and output: Colorimetric Printer Reflective System FRS15_90a for relative CIELAB hue $h^* = lab^*h^* = h_{ab}/360 = 162/360 = 0.451$
 data for any colour:

lab^*tch^* and lab^*icu^*
 elementary hue text:
 $u^* = g00b$
 contrast reduction factor:
 $c_R = 0.9$
 triangle lightness t^*



FRS15_90a; adapted (a) CIELAB data

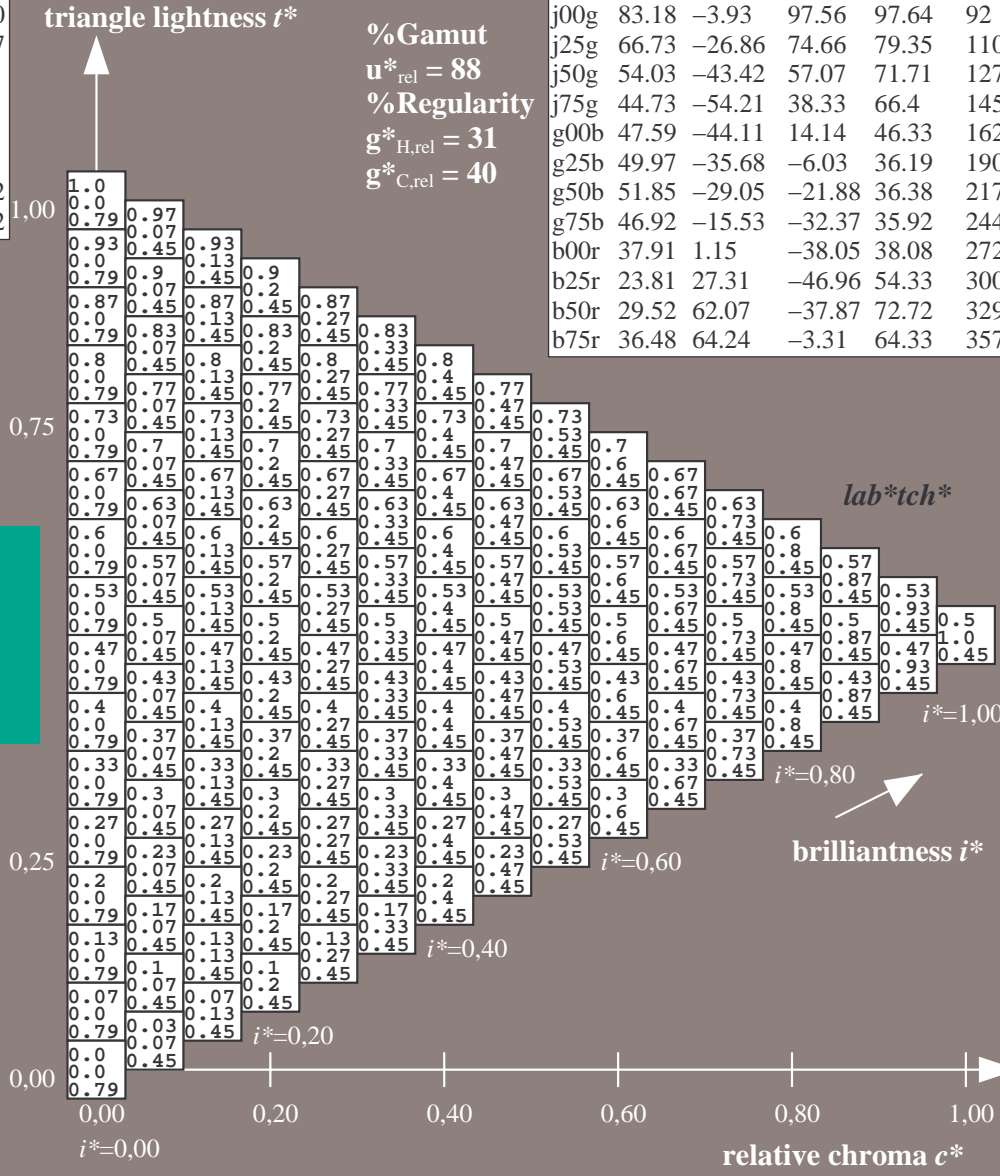
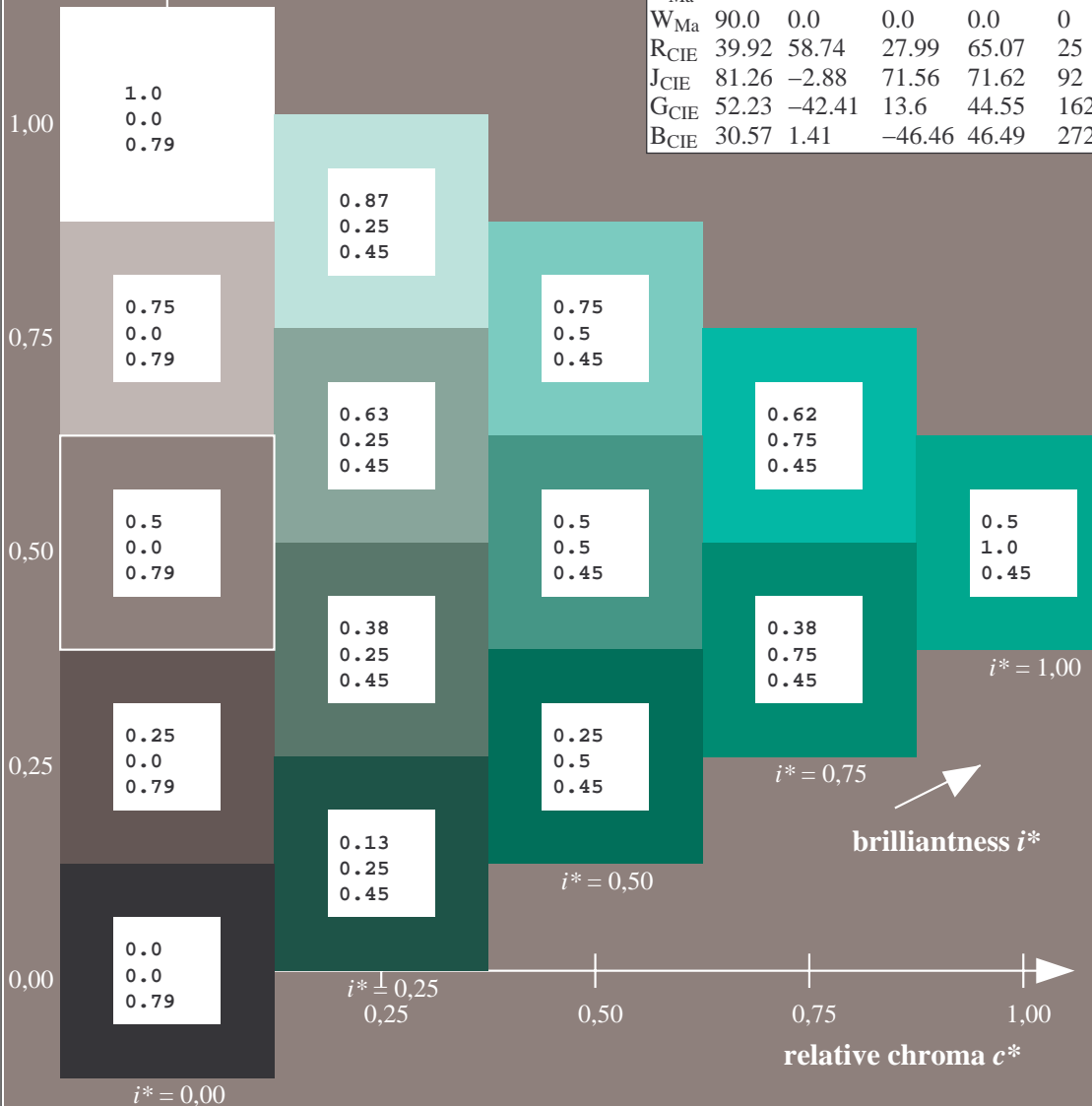
	$L^*=L^*_a$	a^*_a	b^*_a	$C^*_{ab,a}$	$h^*_{ab,a}$
O _{Ma}	35.06	53.93	39.55	66.88	36
Y _{Ma}	83.77	-4.63	98.26	98.37	93
L _{Ma}	44.13	-56.32	43.36	71.09	142
C _{Ma}	52.66	-26.18	-28.74	38.89	228
V _{Ma}	14.15	45.22	-53.06	69.72	310
M _{Ma}	37.37	70.69	-30.1	76.83	337
N _{Ma}	15.0	0.0	0.0	0.0	0
W _{Ma}	90.0	0.0	0.0	0.0	0
R _{CIE}	39.92	58.74	27.99	65.07	25
J _{CIE}	81.26	-2.88	71.56	71.62	92
G _{CIE}	52.23	-42.41	13.6	44.55	162
B _{CIE}	30.57	1.41	-46.46	46.49	272

Data for maximum colour (Ma):

$LAB^*LAB^*_{Ma}$: 48 -43 14
 $LAB^*LCH^*_{Ma}$: 48 46 162
 $lab^*rgb^*_{Ma}$: 0.0 1.0 0.0
 $lab^*olv^*_{Ma}$: 0.0 1.0 0.41

FRS15_90a; adapted (a) CIELAB data

	$L^*=L^*_a$	a^*_a	b^*_a	$C^*_{ab,a}$	$h^*_{ab,a}$
r00j	35.47	56.92	27.12	63.05	25
r25j	39.12	49.04	44.45	66.19	42
r50j	50.64	35.19	58.33	68.13	59
r75j	64.01	19.11	74.45	76.87	76
j00g	83.18	-3.93	97.56	97.64	92
j25g	66.73	-26.86	74.66	79.35	110
j50g	54.03	-43.42	57.07	71.71	127
j75g	44.73	-54.21	38.33	66.4	145
g00b	47.59	-44.11	14.14	46.33	162
g25b	49.97	-35.68	-6.03	36.19	190
g50b	51.85	-29.05	-21.88	36.38	217
g75b	46.92	-15.53	-32.37	35.92	244
b00r	37.91	1.15	-38.05	38.08	272
b25r	23.81	27.31	-46.96	54.33	300
b50r	29.52	62.07	-37.87	72.72	329
b75r	36.48	64.24	-3.31	64.33	357



Input and output: Colorimetric Printer Reflective System FRS15_90a for relative CIELAB hue $h^* = lab^*h^* = h_{ab}/360 = 190/360 = 0.527$

$u^* = g25b$

data for any colour:

lab^*tch^* and lab^*icu^*

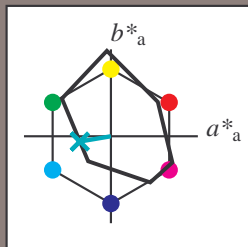
elementary hue text:

$u^* = g25b$

contrast reduction factor:

$c_R = 0.9$

triangle lightness t^*



FRS15_90a; adapted (a) CIELAB data

	$L^*=L^*_a$	a^*_a	b^*_a	$C^*_{ab,a}$	$h^*_{ab,a}$
O _{Ma}	35.06	53.93	39.55	66.88	36
Y _{Ma}	83.77	-4.63	98.26	98.37	93
L _{Ma}	44.13	-56.32	43.36	71.09	142
C _{Ma}	52.66	-26.18	-28.74	38.89	228
V _{Ma}	14.15	45.22	-53.06	69.72	310
M _{Ma}	37.37	70.69	-30.1	76.83	337
N _{Ma}	15.0	0.0	0.0	0.0	0
W _{Ma}	90.0	0.0	0.0	0.0	0
R _{CIE}	39.92	58.74	27.99	65.07	25
J _{CIE}	81.26	-2.88	71.56	71.62	92
G _{CIE}	52.23	-42.41	13.6	44.55	162
B _{CIE}	30.57	1.41	-46.46	46.49	272

Data for maximum colour (Ma):

$LAB^*LAB^*_{Ma}: 50 \ -35 \ -5$

$LAB^*LCH^*_{Ma}: 50 \ 36 \ 190$

$lab^*rgb^*_{Ma}: 0.0 \ 1.0 \ 0.5$

$lab^*olv^*_{Ma}: 0.0 \ 1.0 \ 0.69$

triangle lightness t^*

%Gamut

$u^*_{rel} = 88$

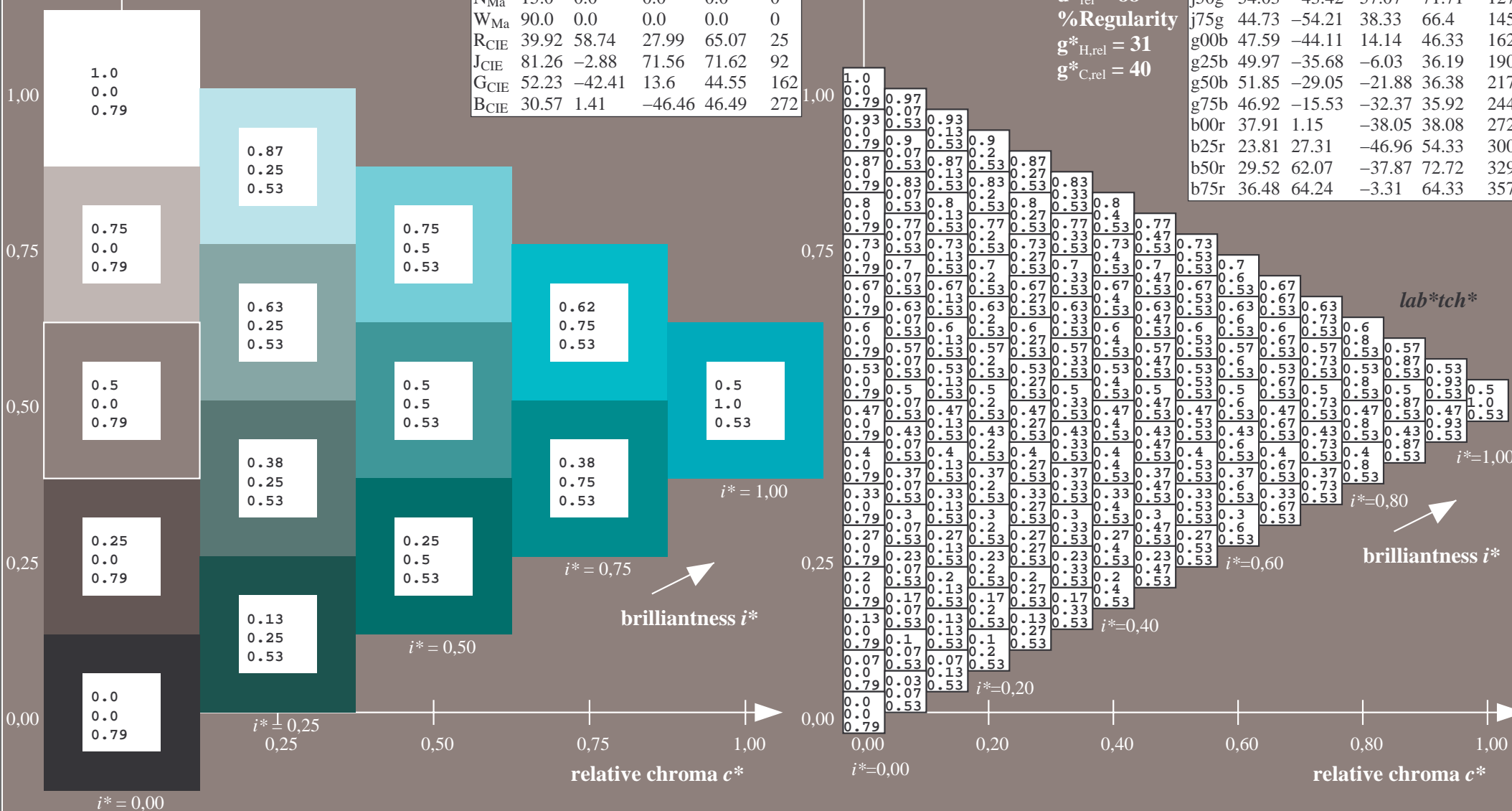
%Regularity

$g^*_{H,rel} = 31$

$g^*_{C,rel} = 40$

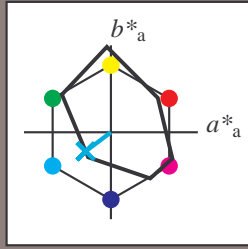
FRS15_90a; adapted (a) CIELAB data

	$L^*=L^*_a$	a^*_a	b^*_a	$C^*_{ab,a}$	$h^*_{ab,a}$
r00j	35.47	56.92	27.12	63.05	25
r25j	39.12	49.04	44.45	66.19	42
r50j	50.64	35.19	58.33	68.13	59
r75j	64.01	19.11	74.45	76.87	76
j00g	83.18	-3.93	97.56	97.64	92
j25g	66.73	-26.86	74.66	79.35	110
j50g	54.03	-43.42	57.07	71.71	127
j75g	44.73	-54.21	38.33	66.4	145
g00b	47.59	-44.11	14.14	46.33	162
g25b	49.97	-35.68	-6.03	36.19	190
g50b	51.85	-29.05	-21.88	36.38	217
g75b	46.92	-15.53	-32.37	35.92	244
b00r	37.91	1.15	-38.05	38.08	272
b25r	23.81	27.31	-46.96	54.33	300
b50r	29.52	62.07	-37.87	72.72	329
b75r	36.48	64.24	-3.31	64.33	357



Input and output: Colorimetric Printer Reflective System FRS15_90a for relative CIELAB hue $h^* = lab^*h^* = h_{ab}/360 = 217/360 = 0.603$
 data for any colour:

lab^*tch^* and lab^*icu^*
 elementary hue text:
 $u^* = g50b$
 contrast reduction factor:
 $c_R = 0.9$
 triangle lightness t^*



FRS15_90a; adapted (a) CIELAB data

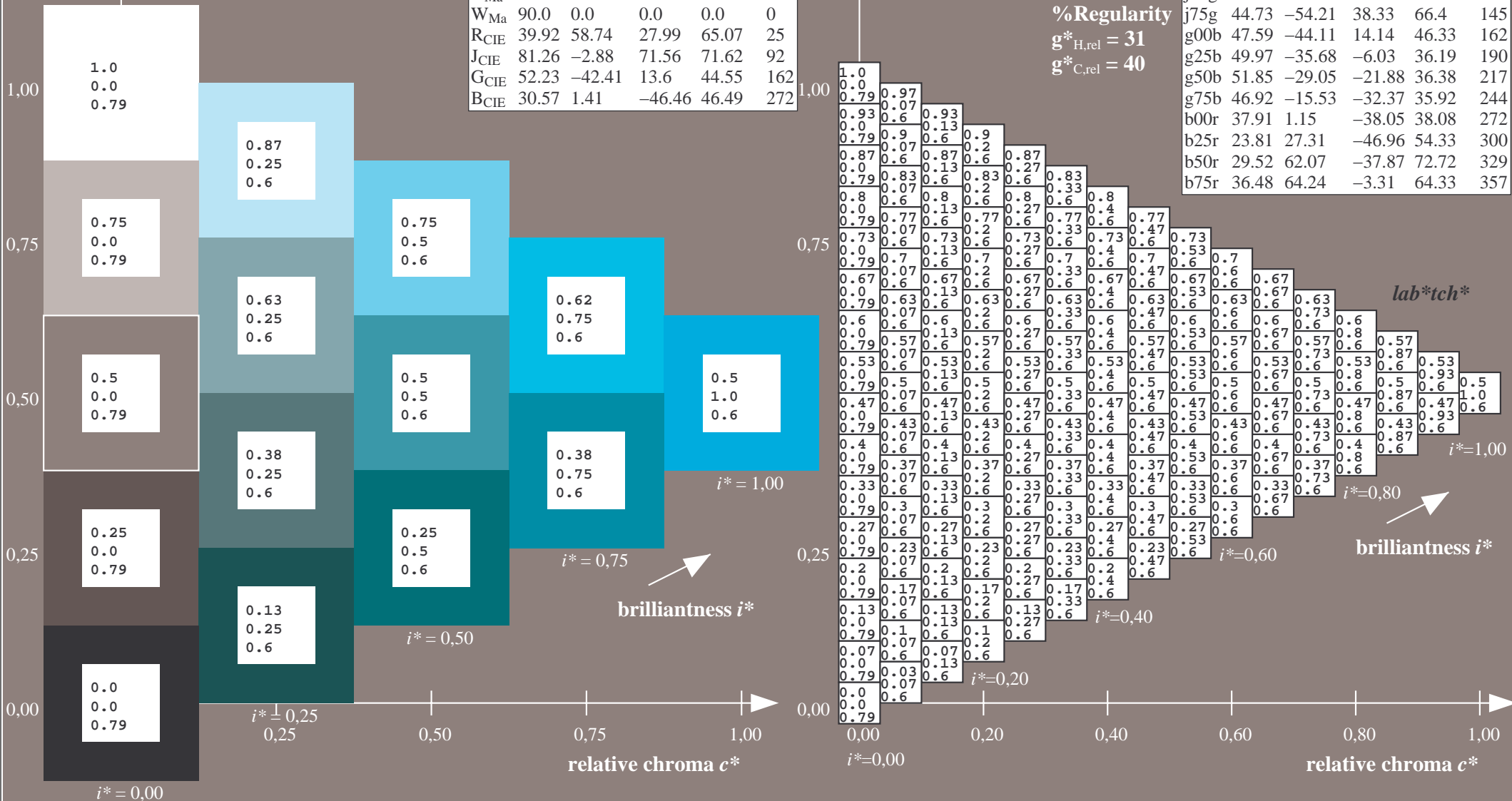
	$L^*=L^*_a$	a^*_a	b^*_a	$C^*_{ab,a}$	$h^*_{ab,a}$
O _{Ma}	35.06	53.93	39.55	66.88	36
Y _{Ma}	83.77	-4.63	98.26	98.37	93
L _{Ma}	44.13	-56.32	43.36	71.09	142
C _{Ma}	52.66	-26.18	-28.74	38.89	228
V _{Ma}	14.15	45.22	-53.06	69.72	310
M _{Ma}	37.37	70.69	-30.1	76.83	337
N _{Ma}	15.0	0.0	0.0	0.0	0
W _{Ma}	90.0	0.0	0.0	0.0	0
R _{CIE}	39.92	58.74	27.99	65.07	25
J _{CIE}	81.26	-2.88	71.56	71.62	92
G _{CIE}	52.23	-42.41	13.6	44.55	162
B _{CIE}	30.57	1.41	-46.46	46.49	272

Data for maximum colour (Ma):

$LAB^*LAB^*_{Ma}$: 52 -28 -21
 $LAB^*LCH^*_{Ma}$: 52 36 217
 $lab^*rgb^*_{Ma}$: 0.0 1.0 1.0
 $lab^*olv^*_{Ma}$: 0.0 1.0 0.9

FRS15_90a; adapted (a) CIELAB data

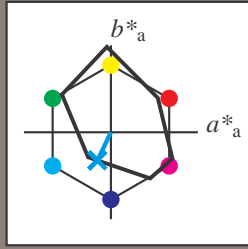
	$L^*=L^*_a$	a^*_a	b^*_a	$C^*_{ab,a}$	$h^*_{ab,a}$
r00j	35.47	56.92	27.12	63.05	25
r25j	39.12	49.04	44.45	66.19	42
r50j	50.64	35.19	58.33	68.13	59
r75j	64.01	19.11	74.45	76.87	76
j00g	83.18	-3.93	97.56	97.64	92
j25g	66.73	-26.86	74.66	79.35	110
j50g	54.03	-43.42	57.07	71.71	127
j75g	44.73	-54.21	38.33	66.4	145
g00b	47.59	-44.11	14.14	46.33	162
g25b	49.97	-35.68	-6.03	36.19	190
g50b	51.85	-29.05	-21.88	36.38	217
g75b	46.92	-15.53	-32.37	35.92	244
b00r	37.91	1.15	-38.05	38.08	272
b25r	23.81	27.31	-46.96	54.33	300
b50r	29.52	62.07	-37.87	72.72	329
b75r	36.48	64.24	-3.31	64.33	357



%Gamut
 $u^*_{rel} = 88$
 %Regularity
 $g^*_{H,rel} = 31$
 $g^*_{C,rel} = 40$

Input and output: Colorimetric Printer Reflective System FRS15_90a for relative CIELAB hue $h^* = lab^*h^* = h_{ab}/360 = 244/360 = 0.679$
 data for any colour:

lab^*tch^* and lab^*icu^*
 elementary hue text:
 $u^* = g75b$
 contrast reduction factor:
 $c_R = 0.9$
 triangle lightness t^*



FRS15_90a; adapted (a) CIELAB data

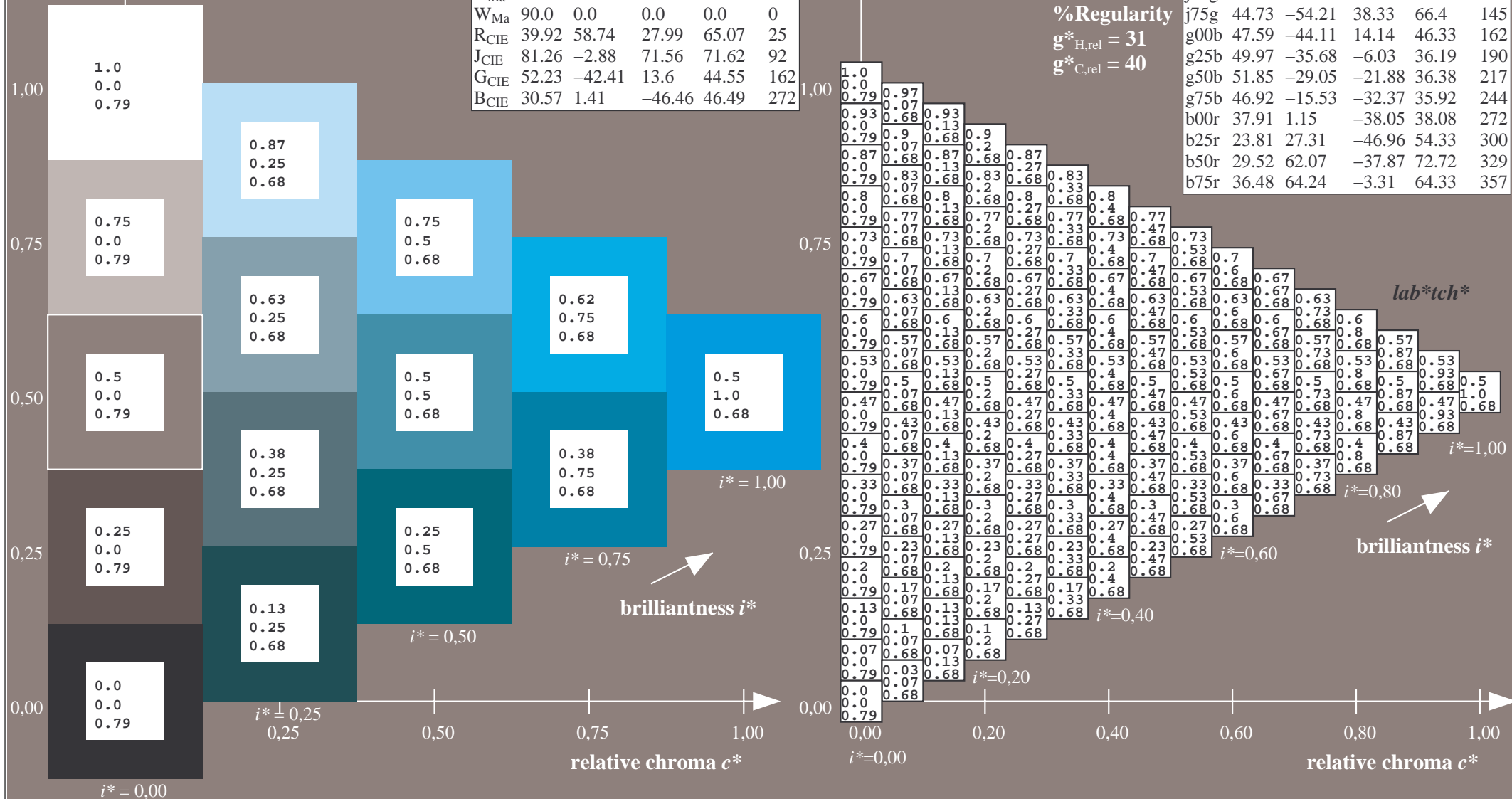
	$L^*=L^*_a$	a^*_a	b^*_a	$C^*_{ab,a}$	$h^*_{ab,a}$
O _{Ma}	35.06	53.93	39.55	66.88	36
Y _{Ma}	83.77	-4.63	98.26	98.37	93
L _{Ma}	44.13	-56.32	43.36	71.09	142
C _{Ma}	52.66	-26.18	-28.74	38.89	228
V _{Ma}	14.15	45.22	-53.06	69.72	310
M _{Ma}	37.37	70.69	-30.1	76.83	337
N _{Ma}	15.0	0.0	0.0	0.0	0
W _{Ma}	90.0	0.0	0.0	0.0	0
R _{CIE}	39.92	58.74	27.99	65.07	25
J _{CIE}	81.26	-2.88	71.56	71.62	92
G _{CIE}	52.23	-42.41	13.6	44.55	162
B _{CIE}	30.57	1.41	-46.46	46.49	272

Data for maximum colour (Ma):

$LAB^*LAB^*_{Ma}$: 47 -15 -31
 $LAB^*LCH^*_{Ma}$: 47 36 244
 $lab^*rgb^*_{Ma}$: 0.0 0.5 1.0
 $lab^*olv^*_{Ma}$: 0.0 0.85 1.0

FRS15_90a; adapted (a) CIELAB data

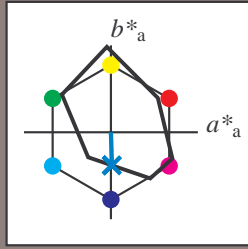
	$L^*=L^*_a$	a^*_a	b^*_a	$C^*_{ab,a}$	$h^*_{ab,a}$
r00j	35.47	56.92	27.12	63.05	25
r25j	39.12	49.04	44.45	66.19	42
r50j	50.64	35.19	58.33	68.13	59
r75j	64.01	19.11	74.45	76.87	76
j00g	83.18	-3.93	97.56	97.64	92
j25g	66.73	-26.86	74.66	79.35	110
j50g	54.03	-43.42	57.07	71.71	127
j75g	44.73	-54.21	38.33	66.4	145
g00b	47.59	-44.11	14.14	46.33	162
g25b	49.97	-35.68	-6.03	36.19	190
g50b	51.85	-29.05	-21.88	36.38	217
g75b	46.92	-15.53	-32.37	35.92	244
b00r	37.91	1.15	-38.05	38.08	272
b25r	23.81	27.31	-46.96	54.33	300
b50r	29.52	62.07	-37.87	72.72	329
b75r	36.48	64.24	-3.31	64.33	357



%Gamut
 $u^*_{rel} = 88$
 %Regularity
 $g^*_{H,rel} = 31$
 $g^*_{C,rel} = 40$

Input and output: Colorimetric Printer Reflective System FRS15_90a for relative CIELAB hue $h^* = lab^*h^* = h_{ab}/360 = 272/360 = 0.755$
 data for any colour:

lab^*tch^* and lab^*icu^*
 elementary hue text:
 $u^* = b00r$
 contrast reduction factor:
 $c_R = 0.9$
 triangle lightness t^*



FRS15_90a; adapted (a) CIELAB data

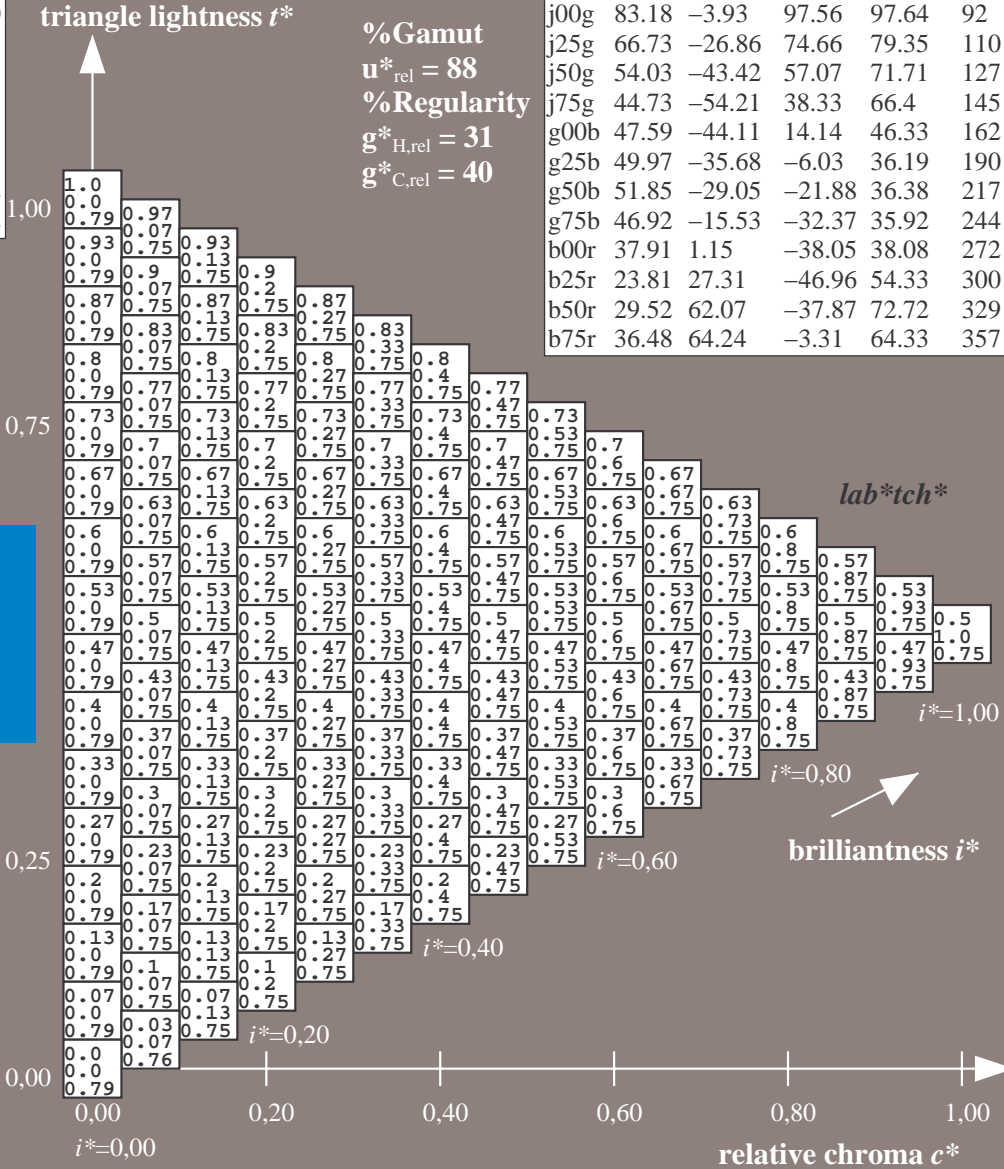
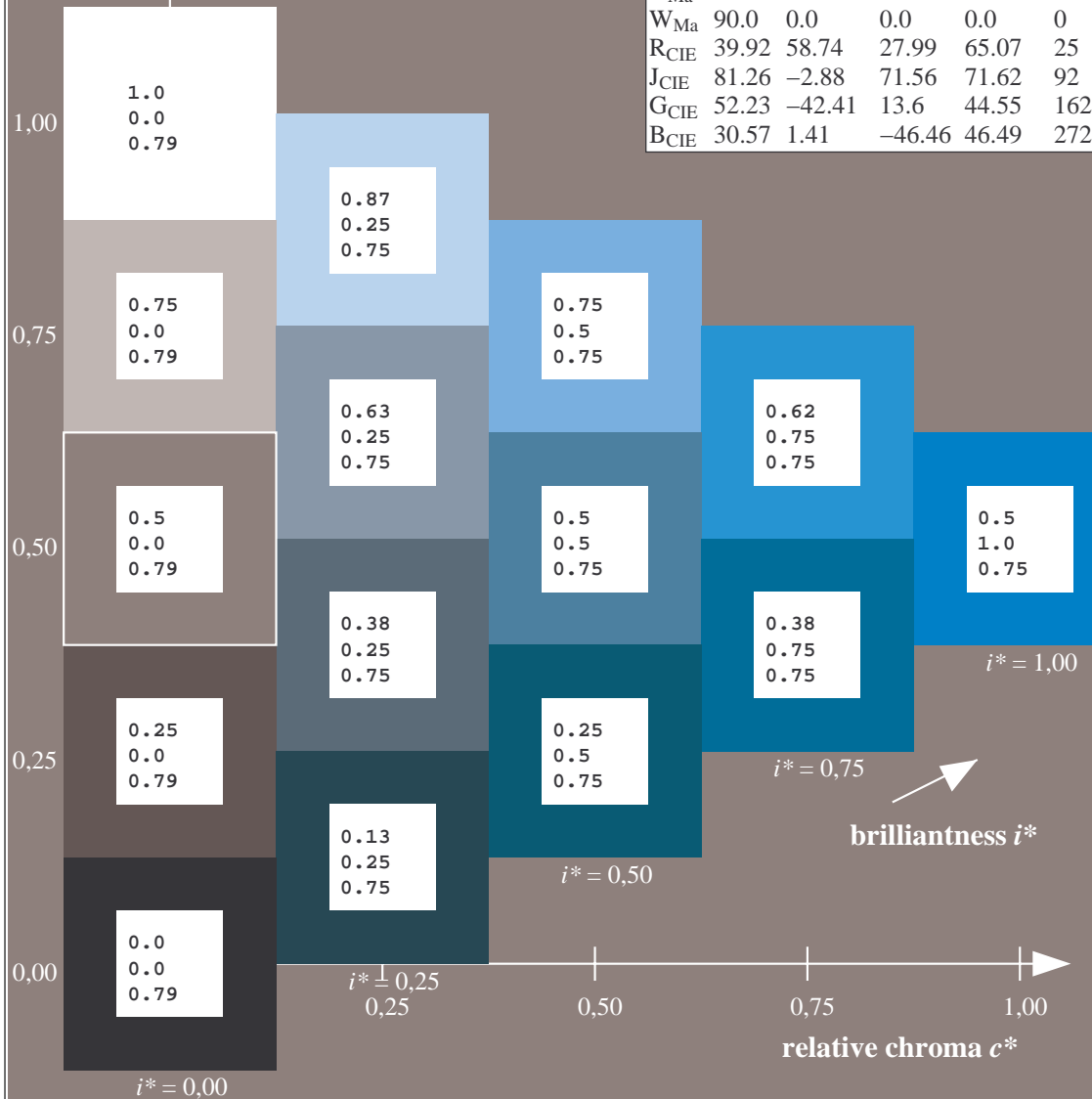
	$L^*=L^*_a$	a^*_a	b^*_a	$C^*_{ab,a}$	$h^*_{ab,a}$
O _{Ma}	35.06	53.93	39.55	66.88	36
Y _{Ma}	83.77	-4.63	98.26	98.37	93
L _{Ma}	44.13	-56.32	43.36	71.09	142
C _{Ma}	52.66	-26.18	-28.74	38.89	228
V _{Ma}	14.15	45.22	-53.06	69.72	310
M _{Ma}	37.37	70.69	-30.1	76.83	337
N _{Ma}	15.0	0.0	0.0	0.0	0
W _{Ma}	90.0	0.0	0.0	0.0	0
R _{CIE}	39.92	58.74	27.99	65.07	25
J _{CIE}	81.26	-2.88	71.56	71.62	92
G _{CIE}	52.23	-42.41	13.6	44.55	162
B _{CIE}	30.57	1.41	-46.46	46.49	272

Data for maximum colour (Ma):

$LAB^*LAB^*_Ma$: 38 1 -37
 $LAB^*LCH^*_Ma$: 38 38 272
 $lab^*rgb^*_Ma$: 0.0 0.0 1.0
 $lab^*olv^*_Ma$: 0.0 0.62 1.0

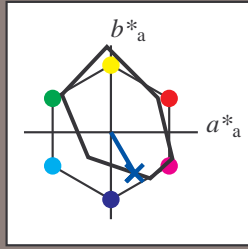
FRS15_90a; adapted (a) CIELAB data

	$L^*=L^*_a$	a^*_a	b^*_a	$C^*_{ab,a}$	$h^*_{ab,a}$
r00j	35.47	56.92	27.12	63.05	25
r25j	39.12	49.04	44.45	66.19	42
r50j	50.64	35.19	58.33	68.13	59
r75j	64.01	19.11	74.45	76.87	76
j00g	83.18	-3.93	97.56	97.64	92
j25g	66.73	-26.86	74.66	79.35	110
j50g	54.03	-43.42	57.07	71.71	127
j75g	44.73	-54.21	38.33	66.4	145
g00b	47.59	-44.11	14.14	46.33	162
g25b	49.97	-35.68	-6.03	36.19	190
g50b	51.85	-29.05	-21.88	36.38	217
g75b	46.92	-15.53	-32.37	35.92	244
b00r	37.91	1.15	-38.05	38.08	272
b25r	23.81	27.31	-46.96	54.33	300
b50r	29.52	62.07	-37.87	72.72	329
b75r	36.48	64.24	-3.31	64.33	357



Input and output: Colorimetric Printer Reflective System FRS15_90a for relative CIELAB hue $h^* = lab^*h^* = h_{ab}/360 = 300/360 = 0.834$
 data for any colour:

lab^*tch^* and lab^*icu^*
 elementary hue text:
 $u^* = b25r$
 contrast reduction factor:
 $c_R = 0.9$
 triangle lightness t^*



FRS15_90a; adapted (a) CIELAB data

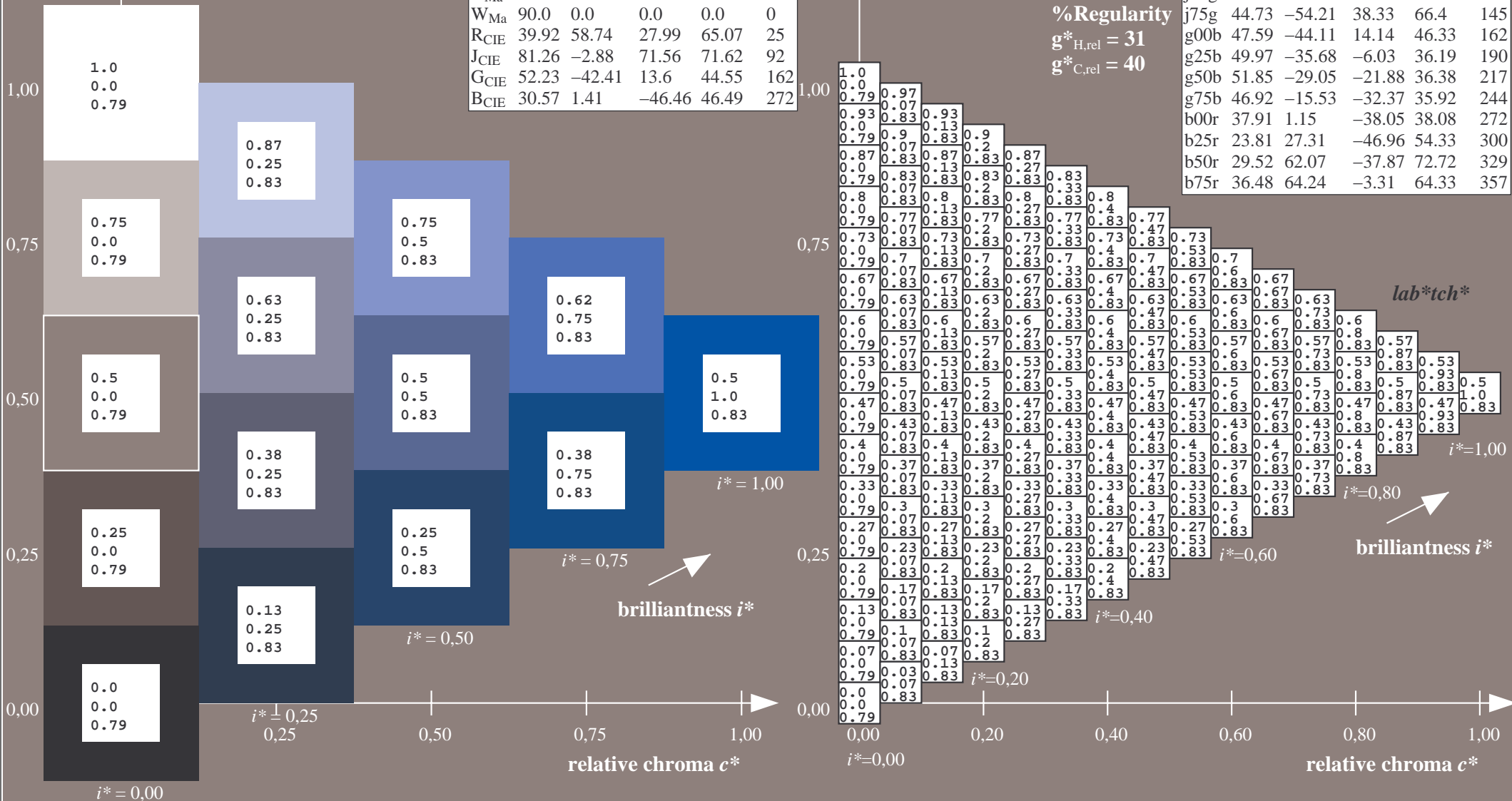
	$L^*=L^*_a$	a^*_a	b^*_a	$C^*_{ab,a}$	$h^*_{ab,a}$
O _{Ma}	35.06	53.93	39.55	66.88	36
Y _{Ma}	83.77	-4.63	98.26	98.37	93
L _{Ma}	44.13	-56.32	43.36	71.09	142
C _{Ma}	52.66	-26.18	-28.74	38.89	228
V _{Ma}	14.15	45.22	-53.06	69.72	310
M _{Ma}	37.37	70.69	-30.1	76.83	337
N _{Ma}	15.0	0.0	0.0	0.0	0
W _{Ma}	90.0	0.0	0.0	0.0	0
R _{CIE}	39.92	58.74	27.99	65.07	25
J _{CIE}	81.26	-2.88	71.56	71.62	92
G _{CIE}	52.23	-42.41	13.6	44.55	162
B _{CIE}	30.57	1.41	-46.46	46.49	272

Data for maximum colour (Ma):

$LAB^*LAB^*_{Ma}$: 24 27 -46
 $LAB^*LCH^*_{Ma}$: 24 54 300
 $lab^*rgb^*_{Ma}$: 0.5 0.0 1.0
 $lab^*olv^*_{Ma}$: 0.0 0.25 1.0

FRS15_90a; adapted (a) CIELAB data

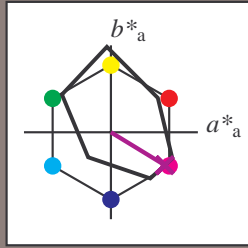
	$L^*=L^*_a$	a^*_a	b^*_a	$C^*_{ab,a}$	$h^*_{ab,a}$
r00j	35.47	56.92	27.12	63.05	25
r25j	39.12	49.04	44.45	66.19	42
r50j	50.64	35.19	58.33	68.13	59
r75j	64.01	19.11	74.45	76.87	76
j00g	83.18	-3.93	97.56	97.64	92
j25g	66.73	-26.86	74.66	79.35	110
j50g	54.03	-43.42	57.07	71.71	127
j75g	44.73	-54.21	38.33	66.4	145
g00b	47.59	-44.11	14.14	46.33	162
g25b	49.97	-35.68	-6.03	36.19	190
g50b	51.85	-29.05	-21.88	36.38	217
g75b	46.92	-15.53	-32.37	35.92	244
b00r	37.91	1.15	-38.05	38.08	272
b25r	23.81	27.31	-46.96	54.33	300
b50r	29.52	62.07	-37.87	72.72	329
b75r	36.48	64.24	-3.31	64.33	357



%Gamut
 $u^*_{rel} = 88$
 %Regularity
 $g^*_{H,rel} = 31$
 $g^*_{C,rel} = 40$

Input and output: Colorimetric Printer Reflective System FRS15_90a for relative CIELAB hue $h^* = lab^*h^* = h_{ab}/360 = 329/360 = 0.913$
 data for any colour:

lab^*tch^* and lab^*icu^*
 elementary hue text:
 $u^* = b50r$
 contrast reduction factor:
 $c_R = 0.9$
 triangle lightness t^*



FRS15_90a; adapted (a) CIELAB data

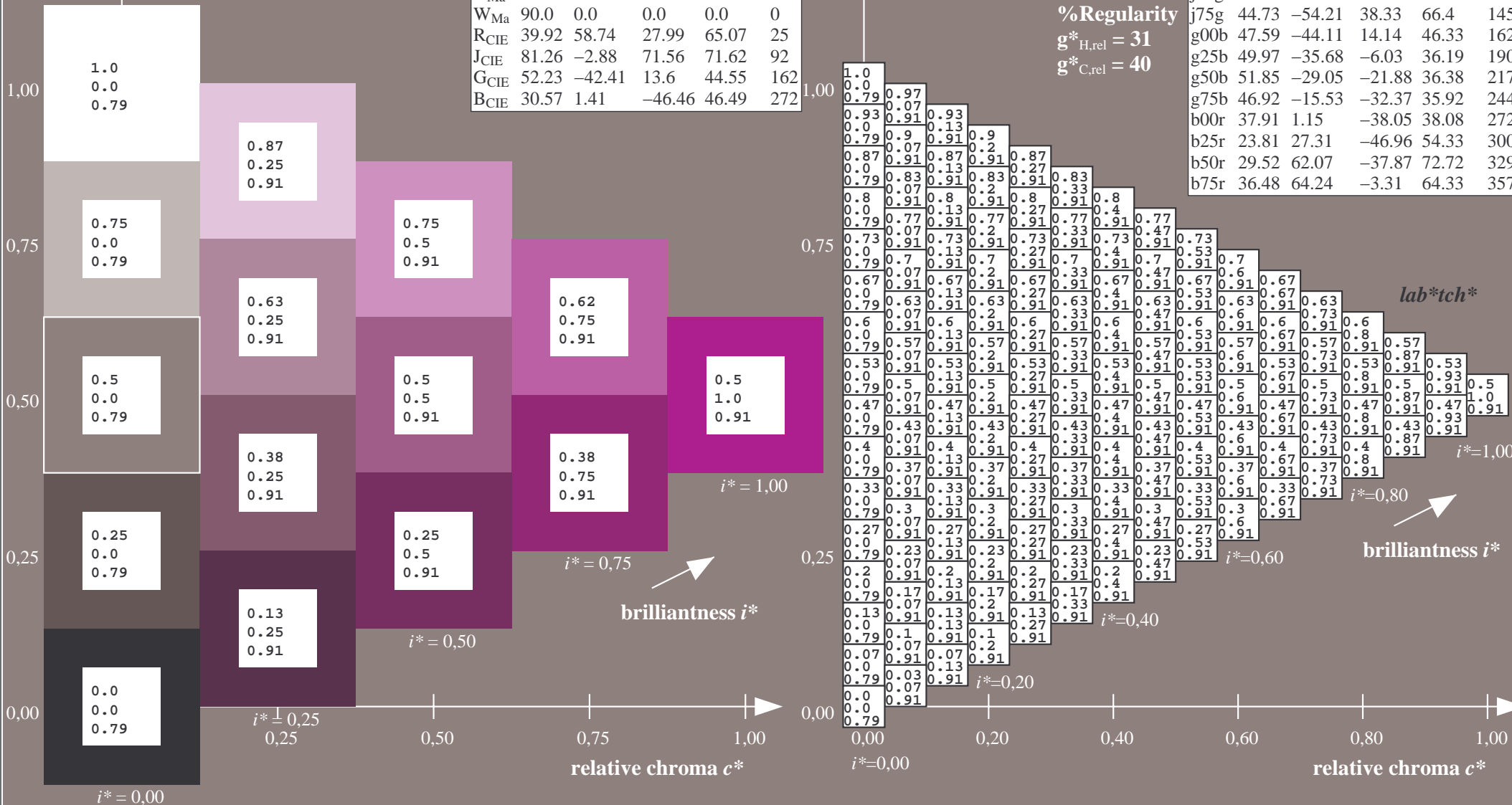
	$L^*=L^*_a$	a^*_a	b^*_a	$C^*_{ab,a}$	$h^*_{ab,a}$
O _{Ma}	35.06	53.93	39.55	66.88	36
Y _{Ma}	83.77	-4.63	98.26	98.37	93
L _{Ma}	44.13	-56.32	43.36	71.09	142
C _{Ma}	52.66	-26.18	-28.74	38.89	228
V _{Ma}	14.15	45.22	-53.06	69.72	310
M _{Ma}	37.37	70.69	-30.1	76.83	337
N _{Ma}	15.0	0.0	0.0	0.0	0
W _{Ma}	90.0	0.0	0.0	0.0	0
R _{CIE}	39.92	58.74	27.99	65.07	25
J _{CIE}	81.26	-2.88	71.56	71.62	92
G _{CIE}	52.23	-42.41	13.6	44.55	162
B _{CIE}	30.57	1.41	-46.46	46.49	272

Data for maximum colour (Ma):

$LAB^*LAB^*_Ma: 30\ 62\ -37$
 $LAB^*LCH^*_Ma: 30\ 73\ 329$
 $lab^*rgb^*_Ma: 1.0\ 0.0\ 1.0$
 $lab^*olv^*_Ma: 0.66\ 0.0\ 1.0$

FRS15_90a; adapted (a) CIELAB data

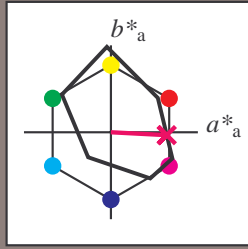
	$L^*=L^*_a$	a^*_a	b^*_a	$C^*_{ab,a}$	$h^*_{ab,a}$
r00j	35.47	56.92	27.12	63.05	25
r25j	39.12	49.04	44.45	66.19	42
r50j	50.64	35.19	58.33	68.13	59
r75j	64.01	19.11	74.45	76.87	76
j00g	83.18	-3.93	97.56	97.64	92
j25g	66.73	-26.86	74.66	79.35	110
j50g	54.03	-43.42	57.07	71.71	127
j75g	44.73	-54.21	38.33	66.4	145
g00b	47.59	-44.11	14.14	46.33	162
g25b	49.97	-35.68	-6.03	36.19	190
g50b	51.85	-29.05	-21.88	36.38	217
g75b	46.92	-15.53	-32.37	35.92	244
b00r	37.91	1.15	-38.05	38.08	272
b25r	23.81	27.31	-46.96	54.33	300
b50r	29.52	62.07	-37.87	72.72	329
b75r	36.48	64.24	-3.31	64.33	357



%Gamut
 $u^*_{rel} = 88$
 %Regularity
 $g^*_{H,rel} = 31$
 $g^*_{C,rel} = 40$

Input and output: Colorimetric Printer Reflective System FRS15_90a for relative CIELAB hue $h^* = lab^*h^* = h_{ab}/360 = 357/360 = 0.992$
 data for any colour:

lab^*tch^* and lab^*icu^*
 elementary hue text:
 $u^* = b75r$
 contrast reduction factor:
 $c_R = 0.9$
 triangle lightness t^*



FRS15_90a; adapted (a) CIELAB data

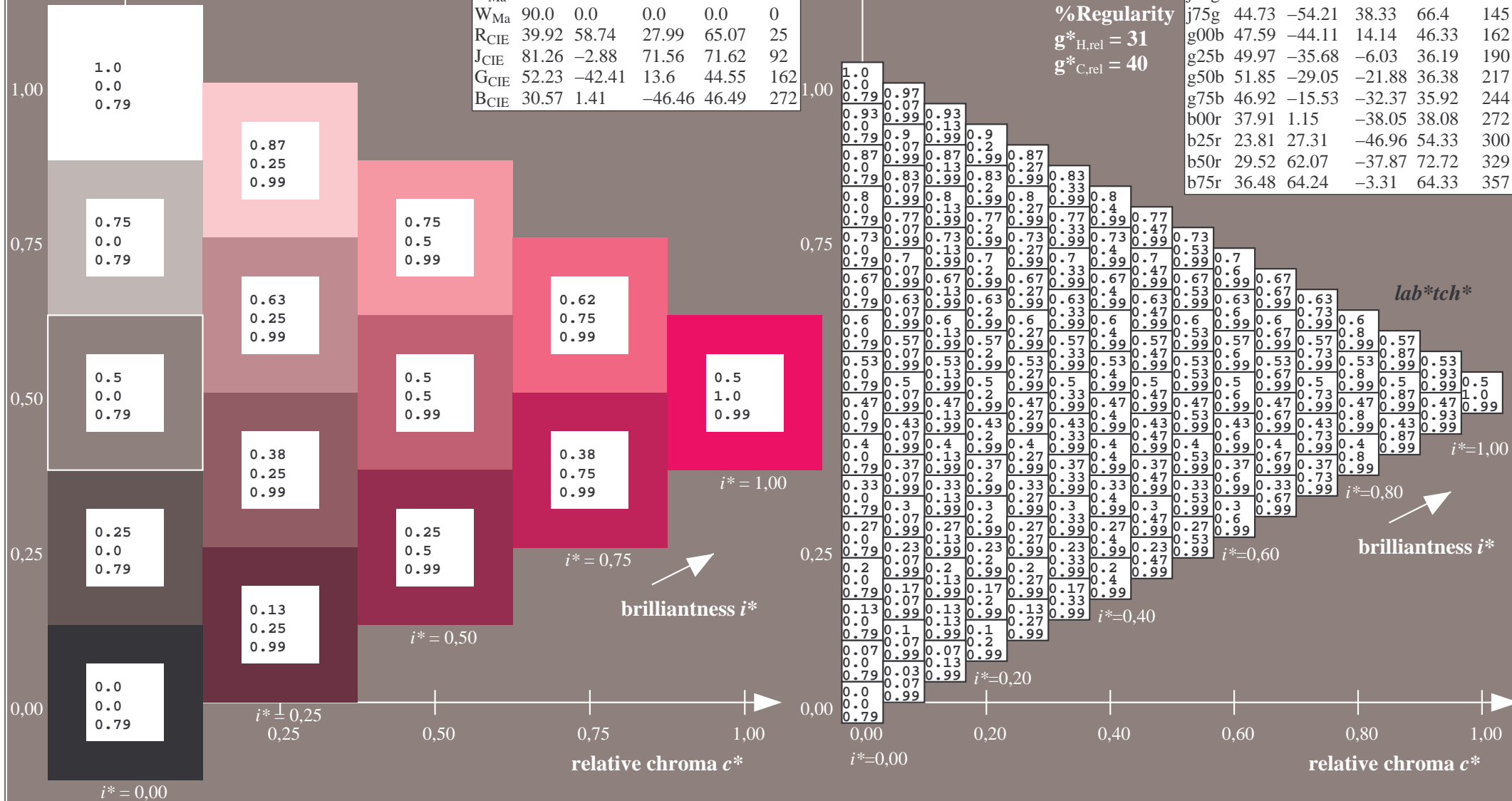
	$L^*=L^*_a$	a^*_a	b^*_a	$C^*_{ab,a}$	$h^*_{ab,a}$
O _{Ma}	35.06	53.93	39.55	66.88	36
Y _{Ma}	83.77	-4.63	98.26	98.37	93
L _{Ma}	44.13	-56.32	43.36	71.09	142
C _{Ma}	52.66	-26.18	-28.74	38.89	228
V _{Ma}	14.15	45.22	-53.06	69.72	310
M _{Ma}	37.37	70.69	-30.1	76.83	337
N _{Ma}	15.0	0.0	0.0	0.0	0
W _{Ma}	90.0	0.0	0.0	0.0	0
R _{CIE}	39.92	58.74	27.99	65.07	25
J _{CIE}	81.26	-2.88	71.56	71.62	92
G _{CIE}	52.23	-42.41	13.6	44.55	162
B _{CIE}	30.57	1.41	-46.46	46.49	272

Data for maximum colour (Ma):

$LAB^*LAB^*_Ma$: 36 64 -2
 $LAB^*LCH^*_Ma$: 36 64 357
 $lab^*rgb^*_Ma$: 1.0 0.0 0.5
 $lab^*olv^*_Ma$: 1.0 0.0 0.62

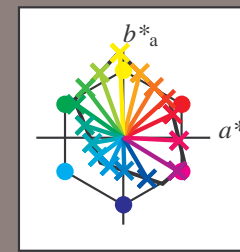
FRS15_90a; adapted (a) CIELAB data

	$L^*=L^*_a$	a^*_a	b^*_a	$C^*_{ab,a}$	$h^*_{ab,a}$
r00j	35.47	56.92	27.12	63.05	25
r25j	39.12	49.04	44.45	66.19	42
r50j	50.64	35.19	58.33	68.13	59
r75j	64.01	19.11	74.45	76.87	76
j00g	83.18	-3.93	97.56	97.64	92
j25g	66.73	-26.86	74.66	79.35	110
j50g	54.03	-43.42	57.07	71.71	127
j75g	44.73	-54.21	38.33	66.4	145
g00b	47.59	-44.11	14.14	46.33	162
g25b	49.97	-35.68	-6.03	36.19	190
g50b	51.85	-29.05	-21.88	36.38	217
g75b	46.92	-15.53	-32.37	35.92	244
b00r	37.91	1.15	-38.05	38.08	272
b25r	23.81	27.31	-46.96	54.33	300
b50r	29.52	62.07	-37.87	72.72	329
b75r	36.48	64.24	-3.31	64.33	357



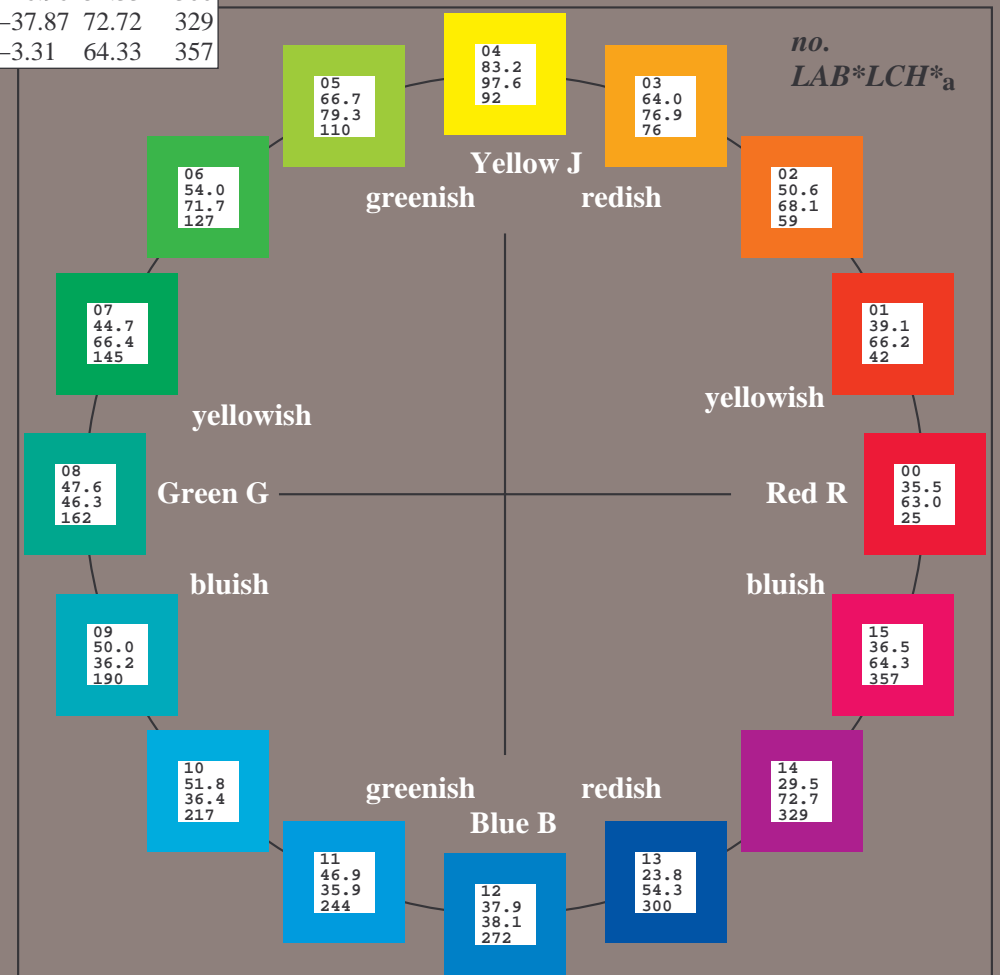
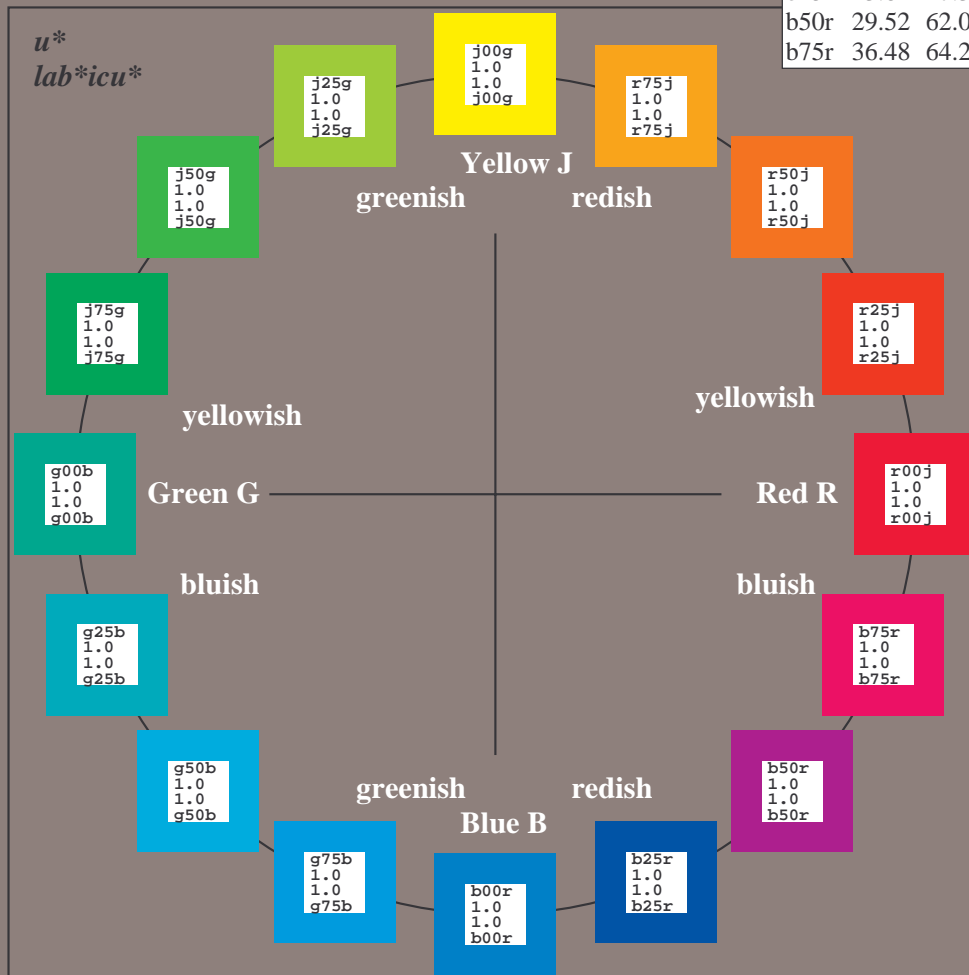
Input and output:
 Colorimetric Printer Reflective System FRS15_90a
 data for any colour:
*lab*tch** and *lab*icu**
 elementary hue text:
*u** = 16 hues *r00j*, *r25j*, ..., *b75r*
 contrast reduction factor:
 $c_R = 0.9$

FRS15_90a; adapted (a) CIELAB data					
	$L^*=L^*_a$	a^*_a	b^*_a	$C^*_{ab,a}$	$h^*_{ab,a}$
r00j	35.47	56.92	27.12	63.05	25
r25j	39.12	49.04	44.45	66.19	42
r50j	50.64	35.19	58.33	68.13	59
r75j	64.01	19.11	74.45	76.87	76
j00g	83.18	-3.93	97.56	97.64	92
j25g	66.73	-26.86	74.66	79.35	110
j50g	54.03	-43.42	57.07	71.71	127
j75g	44.73	-54.21	38.33	66.4	145
g00b	47.59	-44.11	14.14	46.33	162
g25b	49.97	-35.68	-6.03	36.19	190
g50b	51.85	-29.05	-21.88	36.38	217
g75b	46.92	-15.53	-32.37	35.92	244
b00r	37.91	1.15	-38.05	38.08	272
b25r	23.81	27.31	-46.96	54.33	300
b50r	29.52	62.07	-37.87	72.72	329
b75r	36.48	64.24	-3.31	64.33	357



%Gamut
 $u^*_{rel} = 88$
 %Regularity
 $g^*_{H,rel} = 31$
 $g^*_{C,rel} = 40$

FRS15_90a; adapted (a) CIELAB data					
	$L^*=L^*_a$	a^*_a	b^*_a	$C^*_{ab,a}$	$h^*_{ab,a}$
O _{Ma}	35.06	53.93	39.55	66.88	36
Y _{Ma}	83.77	-4.63	98.26	98.37	93
L _{Ma}	44.13	-56.32	43.36	71.09	142
C _{Ma}	52.66	-26.18	-28.74	38.89	228
V _{Ma}	14.15	45.22	-53.06	69.72	310
M _{Ma}	37.37	70.69	-30.1	76.83	337
N _{Ma}	15.0	0.0	0.0	0.0	0
W _{Ma}	90.0	0.0	0.0	0.0	0
R _{CIE}	39.92	58.74	27.99	65.07	25
J _{CIE}	81.26	-2.88	71.56	71.62	92
G _{CIE}	52.23	-42.41	13.6	44.55	162
B _{CIE}	30.57	1.41	-46.46	46.49	272



Input and output: Colorimetric Printer Reflective System FRS15_90a for relative CIELAB hue $h^* = lab^*h^* = h_{ab}/360 = 25/360 = 0.071$

data for any colour:

lab^*ch^* and lab^*icu^*

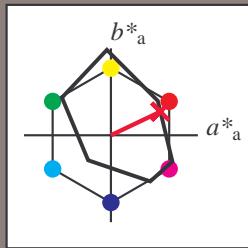
elementary hue text:

$u^* = r00j$

contrast reduction factor:

$c_R = 0.9$

triangle lightness t^*



FRS15_90a; adapted (a) CIELAB data

	$L^*=L^*_a$	a^*_a	b^*_a	$C^*_{ab,a}$	$h^*_{ab,a}$
O _{Ma}	35.06	53.93	39.55	66.88	36
Y _{Ma}	83.77	-4.63	98.26	98.37	93
L _{Ma}	44.13	-56.32	43.36	71.09	142
C _{Ma}	52.66	-26.18	-28.74	38.89	228
V _{Ma}	14.15	45.22	-53.06	69.72	310
M _{Ma}	37.37	70.69	-30.1	76.83	337
N _{Ma}	15.0	0.0	0.0	0.0	0
W _{Ma}	90.0	0.0	0.0	0.0	0
R _{CIE}	39.92	58.74	27.99	65.07	25
J _{CIE}	81.26	-2.88	71.56	71.62	92
G _{CIE}	52.23	-42.41	13.6	44.55	162
B _{CIE}	30.57	1.41	-46.46	46.49	272

Data for maximum colour (Ma):

$LAB^*LAB^*_{Ma}$: 35 57 27

$LAB^*LCH^*_{Ma}$: 35 63 25

$lab^*rgb^*_{Ma}$: 1.0 0.0 0.0

$lab^*olv^*_{Ma}$: 1.0 0.0 0.18

triangle lightness t^*

%Gamut

$u^*_{rel} = 88$

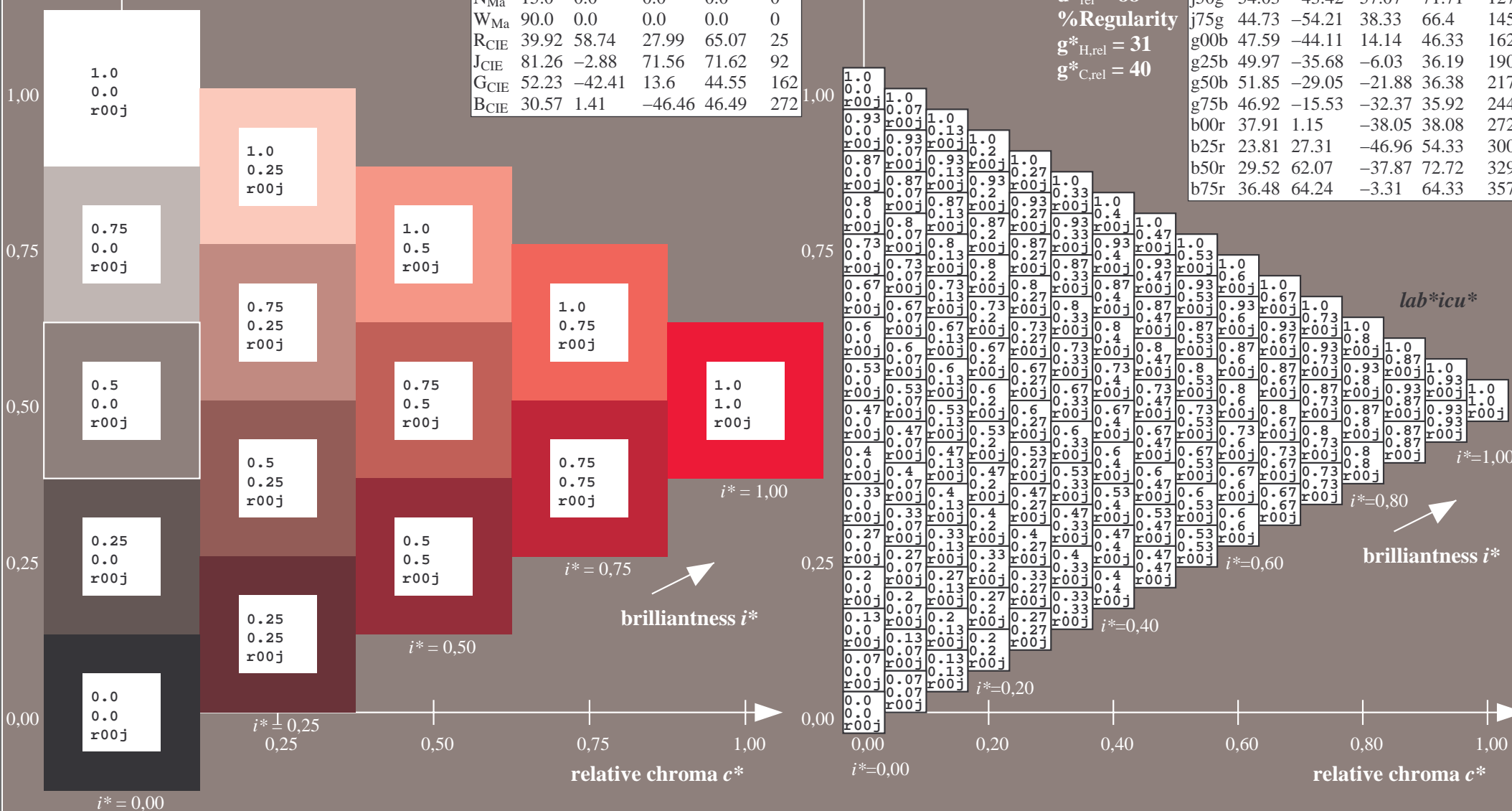
%Regularity

$g^*_{H,rel} = 31$

$g^*_{C,rel} = 40$

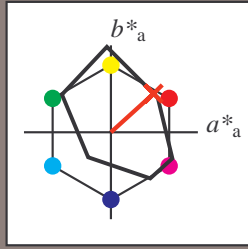
FRS15_90a; adapted (a) CIELAB data

	$L^*=L^*_a$	a^*_a	b^*_a	$C^*_{ab,a}$	$h^*_{ab,a}$
r00j	35.47	56.92	27.12	63.05	25
r25j	39.12	49.04	44.45	66.19	42
r50j	50.64	35.19	58.33	68.13	59
r75j	64.01	19.11	74.45	76.87	76
j00g	83.18	-3.93	97.56	97.64	92
j25g	66.73	-26.86	74.66	79.35	110
j50g	54.03	-43.42	57.07	71.71	127
j75g	44.73	-54.21	38.33	66.4	145
g00b	47.59	-44.11	14.14	46.33	162
g25b	49.97	-35.68	-6.03	36.19	190
g50b	51.85	-29.05	-21.88	36.38	217
g75b	46.92	-15.53	-32.37	35.92	244
b00r	37.91	1.15	-38.05	38.08	272
b25r	23.81	27.31	-46.96	54.33	300
b50r	29.52	62.07	-37.87	72.72	329
b75r	36.48	64.24	-3.31	64.33	357



Input and output: Colorimetric Printer Reflective System FRS15_90a for relative CIELAB hue $h^* = lab^*h^* = h_{ab}/360 = 42/360 = 0.117$
 data for any colour:

lab^*tch^* and lab^*icu^*
 elementary hue text:
 $u^* = r25j$
 contrast reduction factor:
 $c_R = 0.9$
 triangle lightness t^*



FRS15_90a; adapted (a) CIELAB data

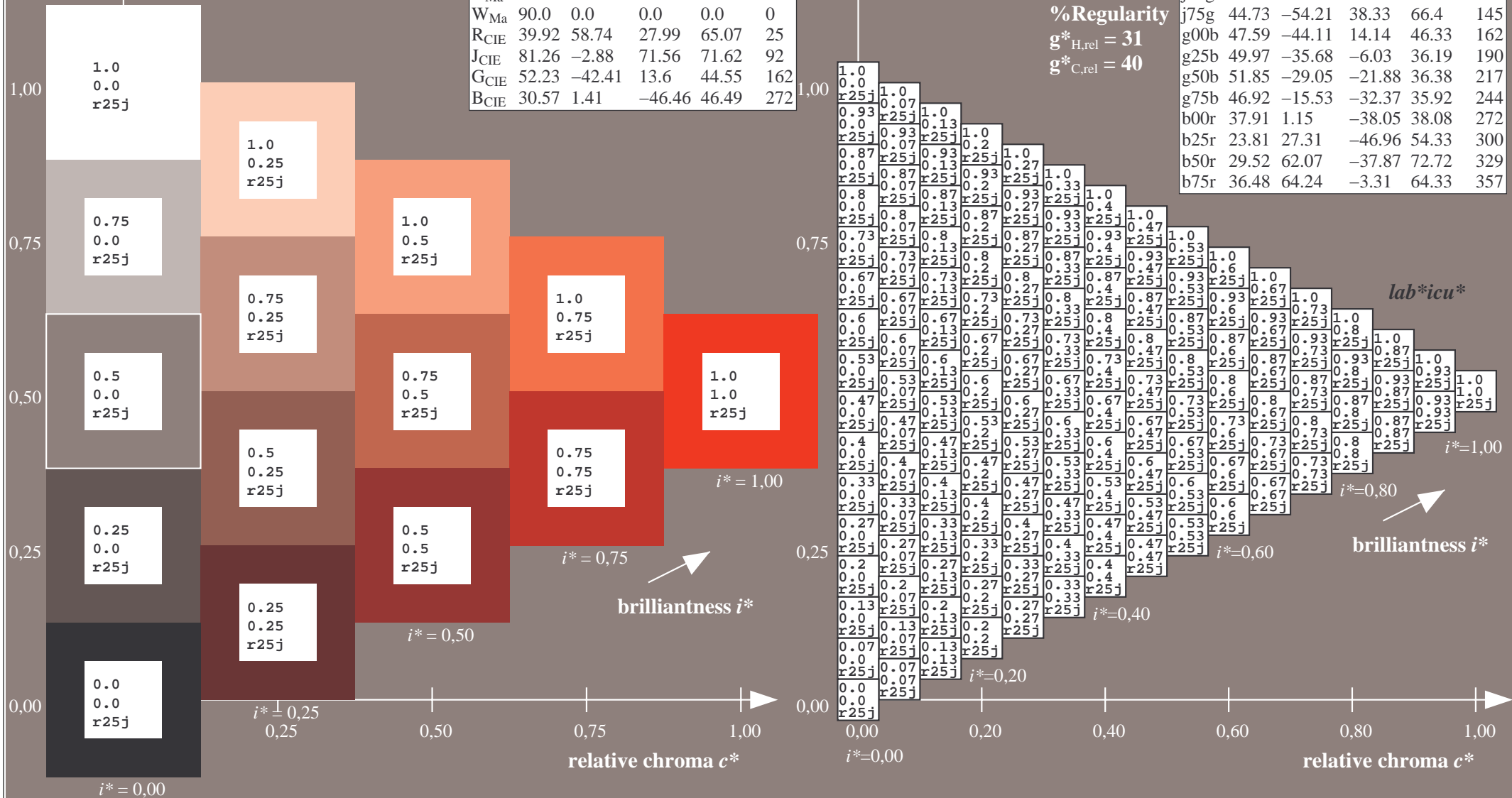
	$L^*=L^*_a$	a^*_a	b^*_a	$C^*_{ab,a}$	$h^*_{ab,a}$
O _{Ma}	35.06	53.93	39.55	66.88	36
Y _{Ma}	83.77	-4.63	98.26	98.37	93
L _{Ma}	44.13	-56.32	43.36	71.09	142
C _{Ma}	52.66	-26.18	-28.74	38.89	228
V _{Ma}	14.15	45.22	-53.06	69.72	310
M _{Ma}	37.37	70.69	-30.1	76.83	337
N _{Ma}	15.0	0.0	0.0	0.0	0
W _{Ma}	90.0	0.0	0.0	0.0	0
R _{CIE}	39.92	58.74	27.99	65.07	25
J _{CIE}	81.26	-2.88	71.56	71.62	92
G _{CIE}	52.23	-42.41	13.6	44.55	162
B _{CIE}	30.57	1.41	-46.46	46.49	272

Data for maximum colour (Ma):

$LAB^*LAB^*_Ma$: 39 49 44
 $LAB^*LCH^*_Ma$: 39 66 42
 $lab^*rgb^*_Ma$: 1.0 0.25 0.0
 $lab^*olv^*_Ma$: 1.0 0.08 0.0

FRS15_90a; adapted (a) CIELAB data

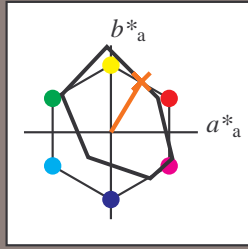
	$L^*=L^*_a$	a^*_a	b^*_a	$C^*_{ab,a}$	$h^*_{ab,a}$
r00j	35.47	56.92	27.12	63.05	25
r25j	39.12	49.04	44.45	66.19	42
r50j	50.64	35.19	58.33	68.13	59
r75j	64.01	19.11	74.45	76.87	76
j00g	83.18	-3.93	97.56	97.64	92
j25g	66.73	-26.86	74.66	79.35	110
j50g	54.03	-43.42	57.07	71.71	127
j75g	44.73	-54.21	38.33	66.4	145
g00b	47.59	-44.11	14.14	46.33	162
g25b	49.97	-35.68	-6.03	36.19	190
g50b	51.85	-29.05	-21.88	36.38	217
g75b	46.92	-15.53	-32.37	35.92	244
b00r	37.91	1.15	-38.05	38.08	272
b25r	23.81	27.31	-46.96	54.33	300
b50r	29.52	62.07	-37.87	72.72	329
b75r	36.48	64.24	-3.31	64.33	357



Input and output: Colorimetric Printer Reflective System FRS15_90a for relative CIELAB hue $h^* = lab^*h^* = h_{ab}/360 = 59/360 = 0.164$
 data for any colour:

$u^* = r50j$
 lab^*icu^*

lab^*tch^* and lab^*icu^*
 elementary hue text:
 $u^* = r50j$
 contrast reduction factor:
 $c_R = 0.9$
 triangle lightness t^*



FRS15_90a; adapted (a) CIELAB data

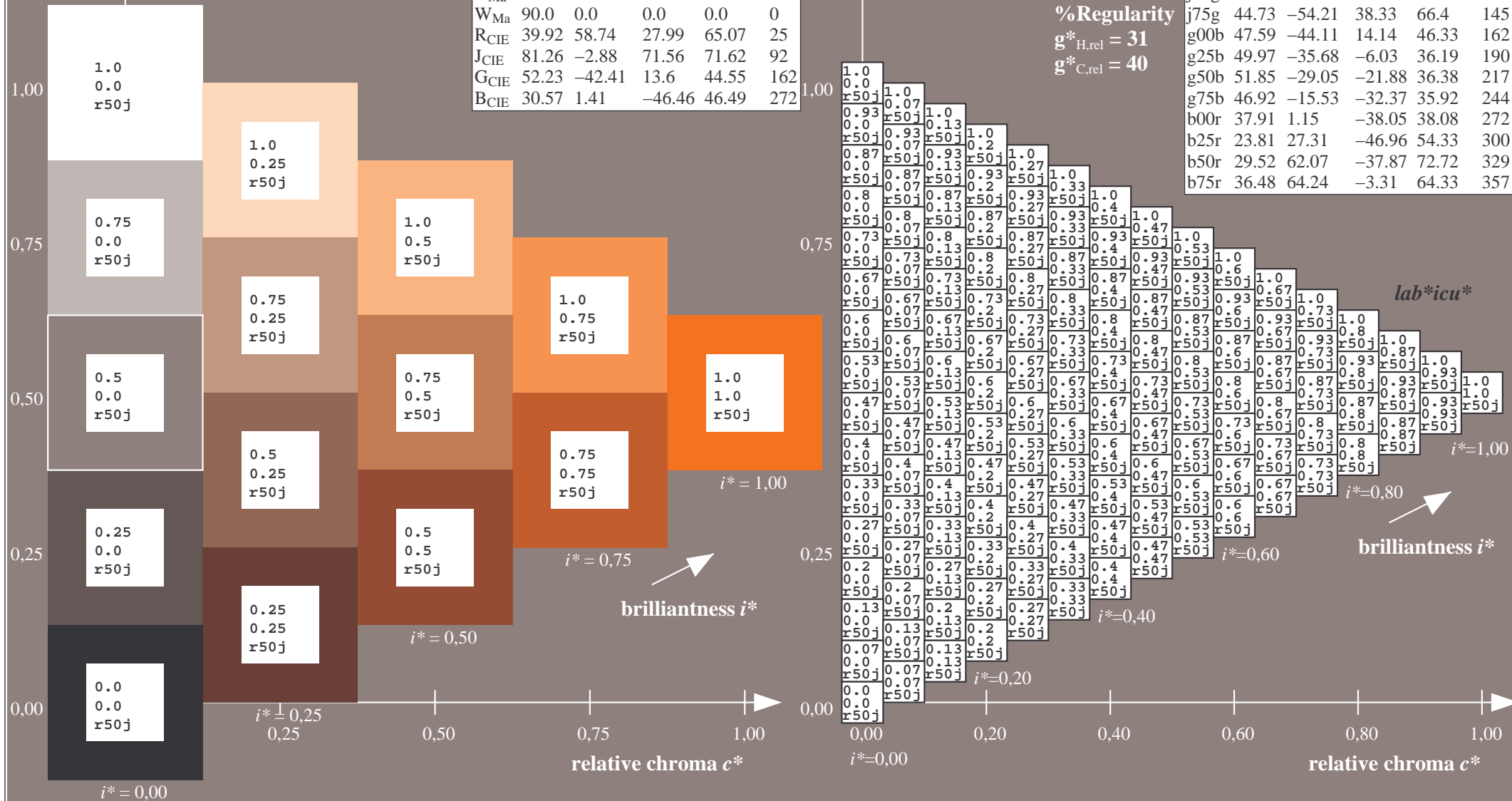
	$L^*=L^*_a$	a^*_a	b^*_a	$C^*_{ab,a}$	$h^*_{ab,a}$
O _{Ma}	35.06	53.93	39.55	66.88	36
Y _{Ma}	83.77	-4.63	98.26	98.37	93
L _{Ma}	44.13	-56.32	43.36	71.09	142
C _{Ma}	52.66	-26.18	-28.74	38.89	228
V _{Ma}	14.15	45.22	-53.06	69.72	310
M _{Ma}	37.37	70.69	-30.1	76.83	337
N _{Ma}	15.0	0.0	0.0	0.0	0
W _{Ma}	90.0	0.0	0.0	0.0	0
R _{CIE}	39.92	58.74	27.99	65.07	25
J _{CIE}	81.26	-2.88	71.56	71.62	92
G _{CIE}	52.23	-42.41	13.6	44.55	162
B _{CIE}	30.57	1.41	-46.46	46.49	272

Data for maximum colour (Ma):

$LAB^*LAB^*_{Ma}$: 51 35 58
 $LAB^*LCH^*_{Ma}$: 51 68 59
 $lab^*rgb^*_{Ma}$: 1.0 0.5 0.0
 $lab^*olv^*_{Ma}$: 1.0 0.32 0.0

FRS15_90a; adapted (a) CIELAB data

	$L^*=L^*_a$	a^*_a	b^*_a	$C^*_{ab,a}$	$h^*_{ab,a}$
r00j	35.47	56.92	27.12	63.05	25
r25j	39.12	49.04	44.45	66.19	42
r50j	50.64	35.19	58.33	68.13	59
r75j	64.01	19.11	74.45	76.87	76
j00g	83.18	-3.93	97.56	97.64	92
j25g	66.73	-26.86	74.66	79.35	110
j50g	54.03	-43.42	57.07	71.71	127
j75g	44.73	-54.21	38.33	66.4	145
g00b	47.59	-44.11	14.14	46.33	162
g25b	49.97	-35.68	-6.03	36.19	190
g50b	51.85	-29.05	-21.88	36.38	217
g75b	46.92	-15.53	-32.37	35.92	244
b00r	37.91	1.15	-38.05	38.08	272
b25r	23.81	27.31	-46.96	54.33	300
b50r	29.52	62.07	-37.87	72.72	329
b75r	36.48	64.24	-3.31	64.33	357



Input and output: Colorimetric Printer Reflective System FRS15_90a for relative CIELAB hue $h^* = lab^*h^* = h_{ab}/360 = 76/360 = 0.21$

data for any colour:

lab^*tch^* and lab^*icu^*

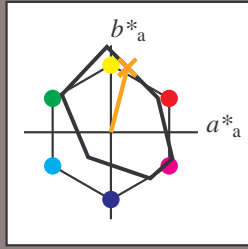
elementary hue text:

$u^* = r75j$

contrast reduction factor:

$c_R = 0.9$

triangle lightness t^*



FRS15_90a; adapted (a) CIELAB data

	$L^*=L^*_a$	a^*_a	b^*_a	$C^*_{ab,a}$	$h^*_{ab,a}$
O _{Ma}	35.06	53.93	39.55	66.88	36
Y _{Ma}	83.77	-4.63	98.26	98.37	93
L _{Ma}	44.13	-56.32	43.36	71.09	142
C _{Ma}	52.66	-26.18	-28.74	38.89	228
V _{Ma}	14.15	45.22	-53.06	69.72	310
M _{Ma}	37.37	70.69	-30.1	76.83	337
N _{Ma}	15.0	0.0	0.0	0.0	0
W _{Ma}	90.0	0.0	0.0	0.0	0
R _{CIE}	39.92	58.74	27.99	65.07	25
J _{CIE}	81.26	-2.88	71.56	71.62	92
G _{CIE}	52.23	-42.41	13.6	44.55	162
B _{CIE}	30.57	1.41	-46.46	46.49	272

Data for maximum colour (Ma):

$LAB^*LAB^*_{Ma}$: 64 19 74

$LAB^*LCH^*_{Ma}$: 64 77 76

$lab^*rgb^*_{Ma}$: 1.0 0.75 0.0

$lab^*olv^*_{Ma}$: 1.0 0.59 0.0

triangle lightness t^*

%Gamut

$u^*_{rel} = 88$

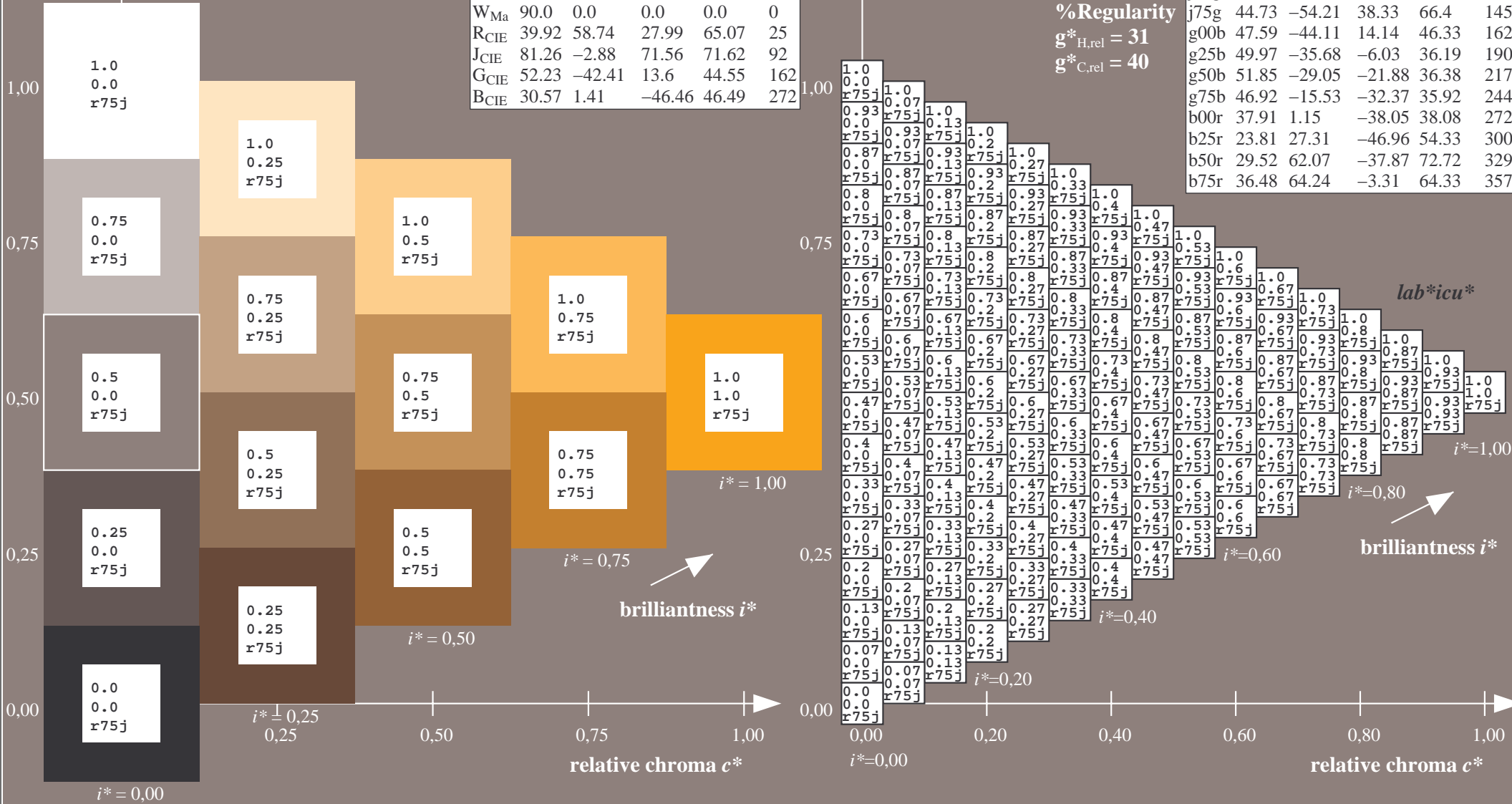
%Regularity

$g^*_{H,rel} = 31$

$g^*_{C,rel} = 40$

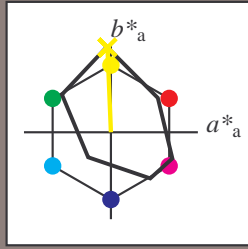
FRS15_90a; adapted (a) CIELAB data

	$L^*=L^*_a$	a^*_a	b^*_a	$C^*_{ab,a}$	$h^*_{ab,a}$
r00j	35.47	56.92	27.12	63.05	25
r25j	39.12	49.04	44.45	66.19	42
r50j	50.64	35.19	58.33	68.13	59
r75j	64.01	19.11	74.45	76.87	76
j00g	83.18	-3.93	97.56	97.64	92
j25g	66.73	-26.86	74.66	79.35	110
j50g	54.03	-43.42	57.07	71.71	127
j75g	44.73	-54.21	38.33	66.4	145
g00b	47.59	-44.11	14.14	46.33	162
g25b	49.97	-35.68	-6.03	36.19	190
g50b	51.85	-29.05	-21.88	36.38	217
g75b	46.92	-15.53	-32.37	35.92	244
b00r	37.91	1.15	-38.05	38.08	272
b25r	23.81	27.31	-46.96	54.33	300
b50r	29.52	62.07	-37.87	72.72	329
b75r	36.48	64.24	-3.31	64.33	357



Input and output: Colorimetric Printer Reflective System FRS15_90a for relative CIELAB hue $h^* = \text{lab}^*h^* = h_{ab}/360 = 92/360 = 0.256$
 data for any colour:

lab^*tch^* and lab^*icu^*
 elementary hue text:
 $u^* = j00g$
 contrast reduction factor:
 $c_R = 0.9$
 triangle lightness t^*



FRS15_90a; adapted (a) CIELAB data

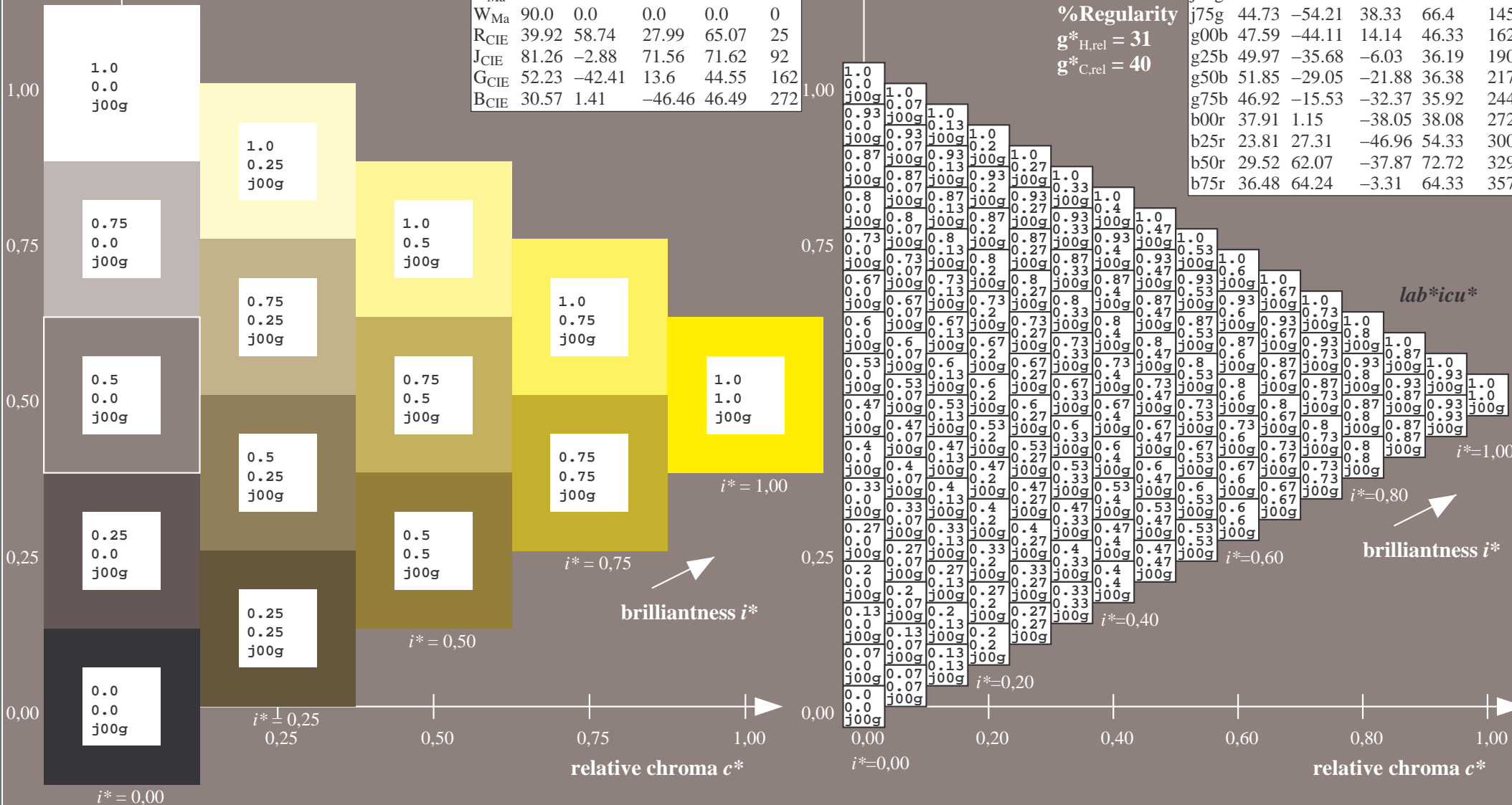
	$L^*=L^*_a$	a^*_a	b^*_a	$C^*_{ab,a}$	$h^*_{ab,a}$
O _{Ma}	35.06	53.93	39.55	66.88	36
Y _{Ma}	83.77	-4.63	98.26	98.37	93
L _{Ma}	44.13	-56.32	43.36	71.09	142
C _{Ma}	52.66	-26.18	-28.74	38.89	228
V _{Ma}	14.15	45.22	-53.06	69.72	310
M _{Ma}	37.37	70.69	-30.1	76.83	337
N _{Ma}	15.0	0.0	0.0	0.0	0
W _{Ma}	90.0	0.0	0.0	0.0	0
R _{CIE}	39.92	58.74	27.99	65.07	25
J _{CIE}	81.26	-2.88	71.56	71.62	92
G _{CIE}	52.23	-42.41	13.6	44.55	162
B _{CIE}	30.57	1.41	-46.46	46.49	272

Data for maximum colour (Ma):

$\text{LAB}^*\text{LAB}^*_{Ma}$: 83 -3 98
 $\text{LAB}^*\text{LCH}^*_{Ma}$: 83 98 92
 $\text{lab}^*\text{rgb}^*_{Ma}$: 1.0 1.0 0.0
 $\text{lab}^*\text{olv}^*_{Ma}$: 1.0 0.99 0.0

FRS15_90a; adapted (a) CIELAB data

	$L^*=L^*_a$	a^*_a	b^*_a	$C^*_{ab,a}$	$h^*_{ab,a}$
r00j	35.47	56.92	27.12	63.05	25
r25j	39.12	49.04	44.45	66.19	42
r50j	50.64	35.19	58.33	68.13	59
r75j	64.01	19.11	74.45	76.87	76
j00g	83.18	-3.93	97.56	97.64	92
j25g	66.73	-26.86	74.66	79.35	110
j50g	54.03	-43.42	57.07	71.71	127
j75g	44.73	-54.21	38.33	66.4	145
g00b	47.59	-44.11	14.14	46.33	162
g25b	49.97	-35.68	-6.03	36.19	190
g50b	51.85	-29.05	-21.88	36.38	217
g75b	46.92	-15.53	-32.37	35.92	244
b00r	37.91	1.15	-38.05	38.08	272
b25r	23.81	27.31	-46.96	54.33	300
b50r	29.52	62.07	-37.87	72.72	329
b75r	36.48	64.24	-3.31	64.33	357



%Gamut
 $u^*_{rel} = 88$
 %Regularity
 $g^*_{H,rel} = 31$
 $g^*_{C,rel} = 40$

$u^* = j00g$
 lab^*icu^*

lab^*icu^*

$i^* = 1,00$

$i^* = 0,80$

$i^* = 0,60$

$i^* = 0,40$

$i^* = 0,20$

brilliantness i^*

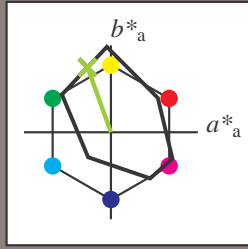
brilliantness i^*

relative chroma c^*

relative chroma c^*

Input and output: Colorimetric Printer Reflective System FRS15_90a for relative CIELAB hue $h^* = \text{lab}^*h^* = h_{ab}/360 = 110/360 = 0.305$
 data for any colour:

lab^*tch^* and lab^*icu^*
 elementary hue text:
 $u^* = j25g$
 contrast reduction factor:
 $c_R = 0.9$
 triangle lightness t^*



FRS15_90a; adapted (a) CIELAB data

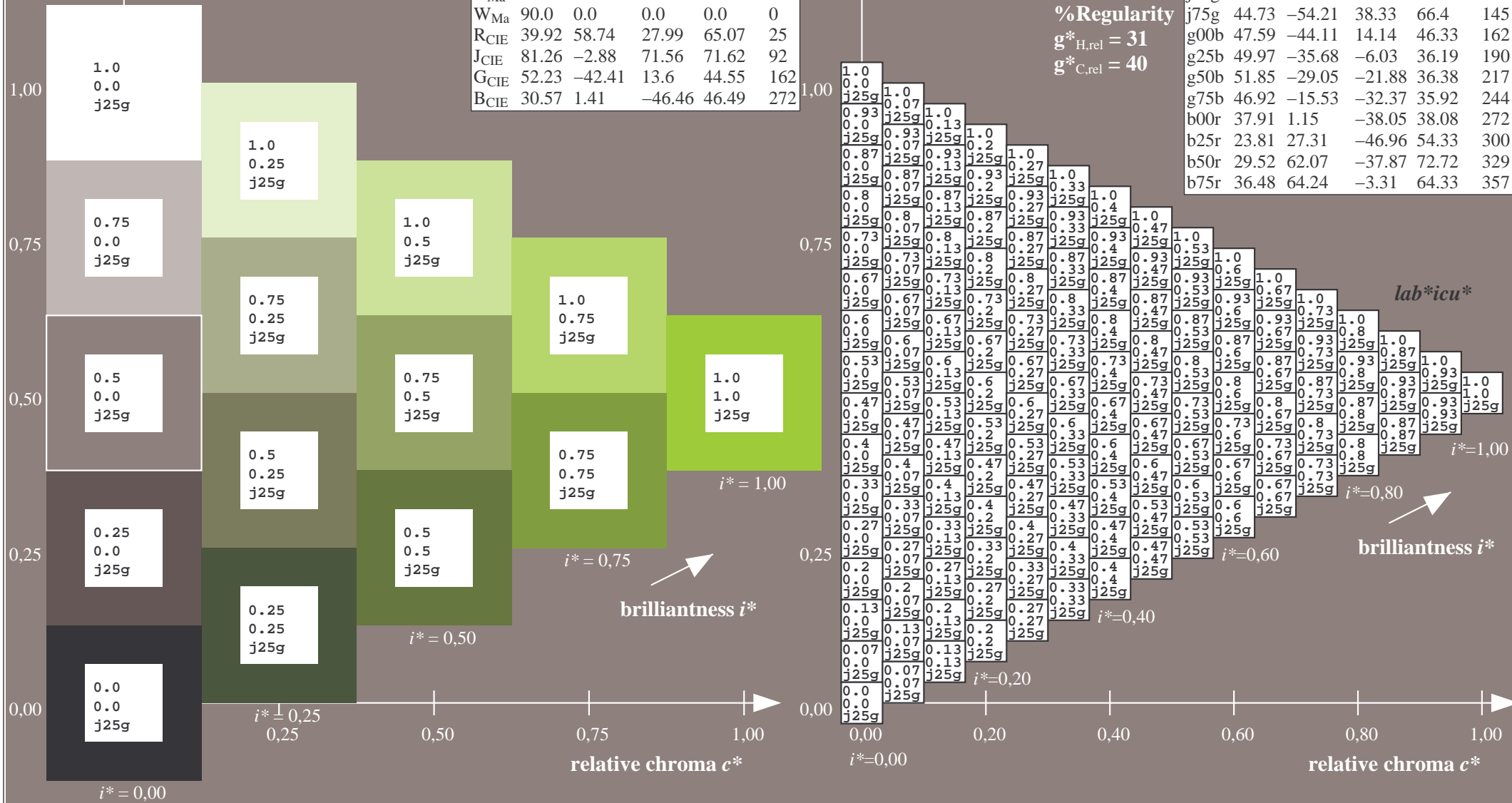
	$L^*=L^*_a$	a^*_a	b^*_a	$C^*_{ab,a}$	$h^*_{ab,a}$
O _{Ma}	35.06	53.93	39.55	66.88	36
Y _{Ma}	83.77	-4.63	98.26	98.37	93
L _{Ma}	44.13	-56.32	43.36	71.09	142
C _{Ma}	52.66	-26.18	-28.74	38.89	228
V _{Ma}	14.15	45.22	-53.06	69.72	310
M _{Ma}	37.37	70.69	-30.1	76.83	337
N _{Ma}	15.0	0.0	0.0	0.0	0
W _{Ma}	90.0	0.0	0.0	0.0	0
R _{CIE}	39.92	58.74	27.99	65.07	25
J _{CIE}	81.26	-2.88	71.56	71.62	92
G _{CIE}	52.23	-42.41	13.6	44.55	162
B _{CIE}	30.57	1.41	-46.46	46.49	272

Data for maximum colour (Ma):

$\text{LAB}^*\text{LAB}^*_{Ma}$: 67 -26 75
 $\text{LAB}^*\text{LCH}^*_{Ma}$: 67 79 110
 $\text{lab}^*\text{rgb}^*_{Ma}$: 0.75 1.0 0.0
 $\text{lab}^*\text{olv}^*_{Ma}$: 0.57 1.0 0.0

FRS15_90a; adapted (a) CIELAB data

	$L^*=L^*_a$	a^*_a	b^*_a	$C^*_{ab,a}$	$h^*_{ab,a}$
r00j	35.47	56.92	27.12	63.05	25
r25j	39.12	49.04	44.45	66.19	42
r50j	50.64	35.19	58.33	68.13	59
r75j	64.01	19.11	74.45	76.87	76
j00g	83.18	-3.93	97.56	97.64	92
j25g	66.73	-26.86	74.66	79.35	110
j50g	54.03	-43.42	57.07	71.71	127
j75g	44.73	-54.21	38.33	66.4	145
g00b	47.59	-44.11	14.14	46.33	162
g25b	49.97	-35.68	-6.03	36.19	190
g50b	51.85	-29.05	-21.88	36.38	217
g75b	46.92	-15.53	-32.37	35.92	244
b00r	37.91	1.15	-38.05	38.08	272
b25r	23.81	27.31	-46.96	54.33	300
b50r	29.52	62.07	-37.87	72.72	329
b75r	36.48	64.24	-3.31	64.33	357



Input and output: Colorimetric Printer Reflective System FRS15_90a for relative CIELAB hue $h^* = lab^*h^* = h_{ab}/360 = 127/360 = 0.354$

$u^* = j50g$

data for any colour:

lab^*tch^* and lab^*icu^*

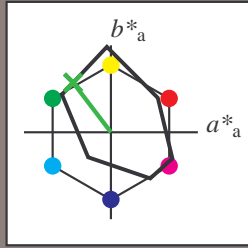
elementary hue text:

$u^* = j50g$

contrast reduction factor:

$c_R = 0.9$

triangle lightness t^*



FRS15_90a; adapted (a) CIELAB data

	$L^*=L^*_a$	a^*_a	b^*_a	$C^*_{ab,a}$	$h^*_{ab,a}$
O _{Ma}	35.06	53.93	39.55	66.88	36
Y _{Ma}	83.77	-4.63	98.26	98.37	93
L _{Ma}	44.13	-56.32	43.36	71.09	142
C _{Ma}	52.66	-26.18	-28.74	38.89	228
V _{Ma}	14.15	45.22	-53.06	69.72	310
M _{Ma}	37.37	70.69	-30.1	76.83	337
N _{Ma}	15.0	0.0	0.0	0.0	0
W _{Ma}	90.0	0.0	0.0	0.0	0
R _{CIE}	39.92	58.74	27.99	65.07	25
J _{CIE}	81.26	-2.88	71.56	71.62	92
G _{CIE}	52.23	-42.41	13.6	44.55	162
B _{CIE}	30.57	1.41	-46.46	46.49	272

Data for maximum colour (Ma):

$LAB^*LAB^*_{Ma}: 54 -42 57$

$LAB^*LCH^*_{Ma}: 54 72 127$

$lab^*rgb^*_{Ma}: 0.5 1.0 0.0$

$lab^*olv^*_{Ma}: 0.25 1.0 0.0$

$lab^*olv^*_{Ma}: 0.25 1.0 0.0$

triangle lightness t^*

%Gamut

$u^*_{rel} = 88$

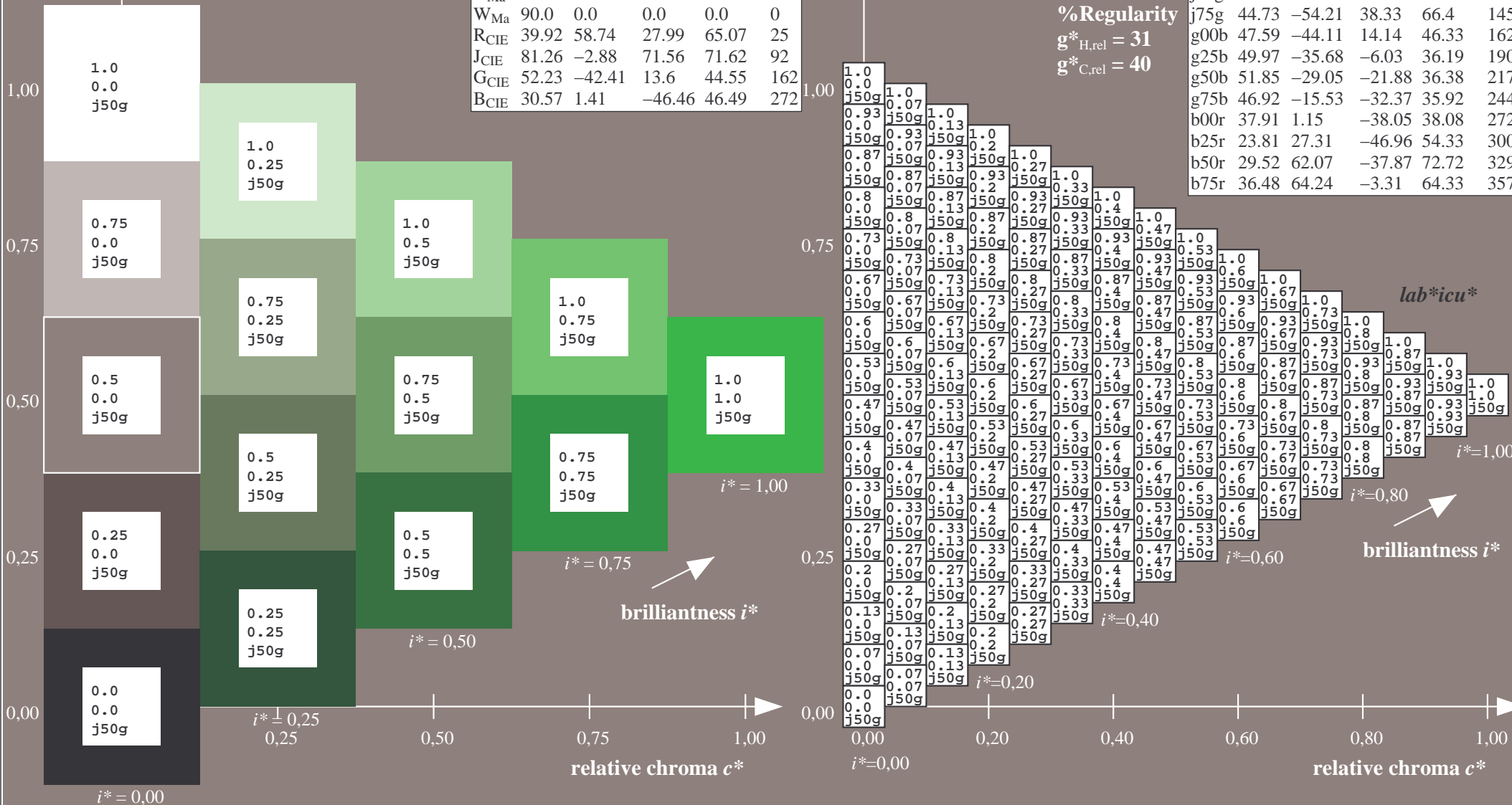
%Regularity

$g^*_{H,rel} = 31$

$g^*_{C,rel} = 40$

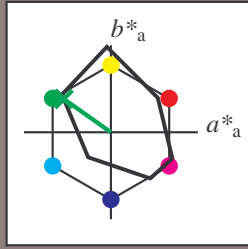
FRS15_90a; adapted (a) CIELAB data

	$L^*=L^*_a$	a^*_a	b^*_a	$C^*_{ab,a}$	$h^*_{ab,a}$
r00j	35.47	56.92	27.12	63.05	25
r25j	39.12	49.04	44.45	66.19	42
r50j	50.64	35.19	58.33	68.13	59
r75j	64.01	19.11	74.45	76.87	76
j00g	83.18	-3.93	97.56	97.64	92
j25g	66.73	-26.86	74.66	79.35	110
j50g	54.03	-43.42	57.07	71.71	127
j75g	44.73	-54.21	38.33	66.4	145
g00b	47.59	-44.11	14.14	46.33	162
g25b	49.97	-35.68	-6.03	36.19	190
g50b	51.85	-29.05	-21.88	36.38	217
g75b	46.92	-15.53	-32.37	35.92	244
b00r	37.91	1.15	-38.05	38.08	272
b25r	23.81	27.31	-46.96	54.33	300
b50r	29.52	62.07	-37.87	72.72	329
b75r	36.48	64.24	-3.31	64.33	357



Input and output: Colorimetric Printer Reflective System FRS15_90a for relative CIELAB hue $h^* = \text{lab}^*h^* = h_{ab}/360 = 145/360 = 0.402$
 data for any colour:

lab^*tch^* and lab^*icu^*
 elementary hue text:
 $u^* = j75g$
 contrast reduction factor:
 $c_R = 0.9$
 triangle lightness t^*



FRS15_90a; adapted (a) CIELAB data

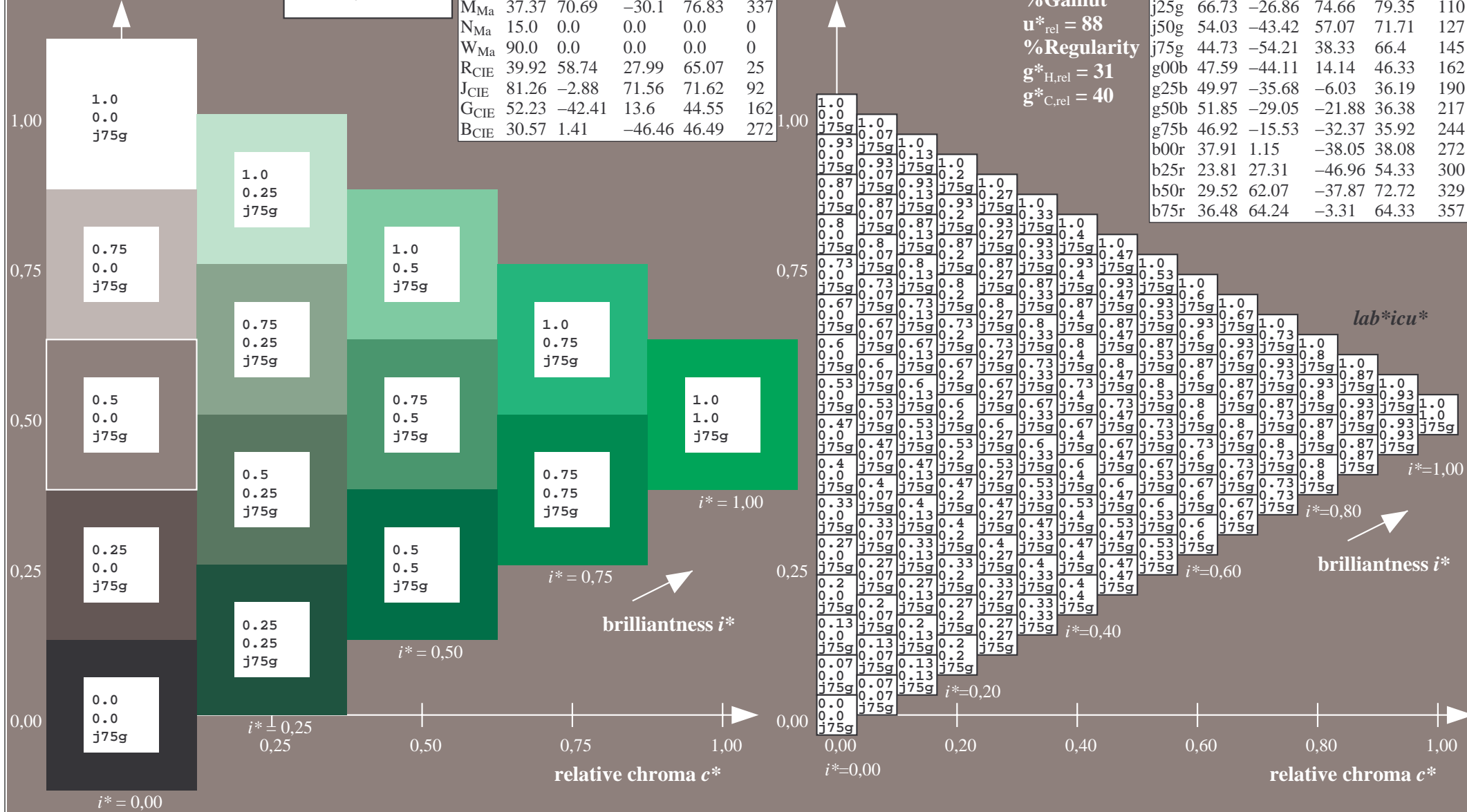
	$L^*=L^*_a$	a^*_a	b^*_a	$C^*_{ab,a}$	$h^*_{ab,a}$
O _{Ma}	35.06	53.93	39.55	66.88	36
Y _{Ma}	83.77	-4.63	98.26	98.37	93
L _{Ma}	44.13	-56.32	43.36	71.09	142
C _{Ma}	52.66	-26.18	-28.74	38.89	228
V _{Ma}	14.15	45.22	-53.06	69.72	310
M _{Ma}	37.37	70.69	-30.1	76.83	337
N _{Ma}	15.0	0.0	0.0	0.0	0
W _{Ma}	90.0	0.0	0.0	0.0	0
R _{CIE}	39.92	58.74	27.99	65.07	25
J _{CIE}	81.26	-2.88	71.56	71.62	92
G _{CIE}	52.23	-42.41	13.6	44.55	162
B _{CIE}	30.57	1.41	-46.46	46.49	272

Data for maximum colour (Ma):

$\text{LAB}^*\text{LAB}^*_{Ma}$: 45 -53 38
 $\text{LAB}^*\text{LCH}^*_{Ma}$: 45 66 145
 $\text{lab}^*\text{rgb}^*_{Ma}$: 0.25 1.0 0.0
 $\text{lab}^*\text{olv}^*_{Ma}$: 0.0 1.0 0.07

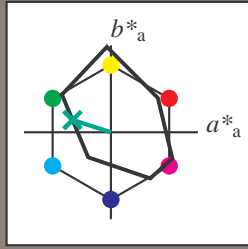
FRS15_90a; adapted (a) CIELAB data

	$L^*=L^*_a$	a^*_a	b^*_a	$C^*_{ab,a}$	$h^*_{ab,a}$
r00j	35.47	56.92	27.12	63.05	25
r25j	39.12	49.04	44.45	66.19	42
r50j	50.64	35.19	58.33	68.13	59
r75j	64.01	19.11	74.45	76.87	76
j00g	83.18	-3.93	97.56	97.64	92
j25g	66.73	-26.86	74.66	79.35	110
j50g	54.03	-43.42	57.07	71.71	127
j75g	44.73	-54.21	38.33	66.4	145
g00b	47.59	-44.11	14.14	46.33	162
g25b	49.97	-35.68	-6.03	36.19	190
g50b	51.85	-29.05	-21.88	36.38	217
g75b	46.92	-15.53	-32.37	35.92	244
b00r	37.91	1.15	-38.05	38.08	272
b25r	23.81	27.31	-46.96	54.33	300
b50r	29.52	62.07	-37.87	72.72	329
b75r	36.48	64.24	-3.31	64.33	357



Input and output: Colorimetric Printer Reflective System FRS15_90a for relative CIELAB hue $h^* = lab^*h^* = h_{ab}/360 = 162/360 = 0.451$
 data for any colour:

lab^*tch^* and lab^*icu^*
 elementary hue text:
 $u^* = g00b$
 contrast reduction factor:
 $c_R = 0.9$
 triangle lightness t^*



FRS15_90a; adapted (a) CIELAB data

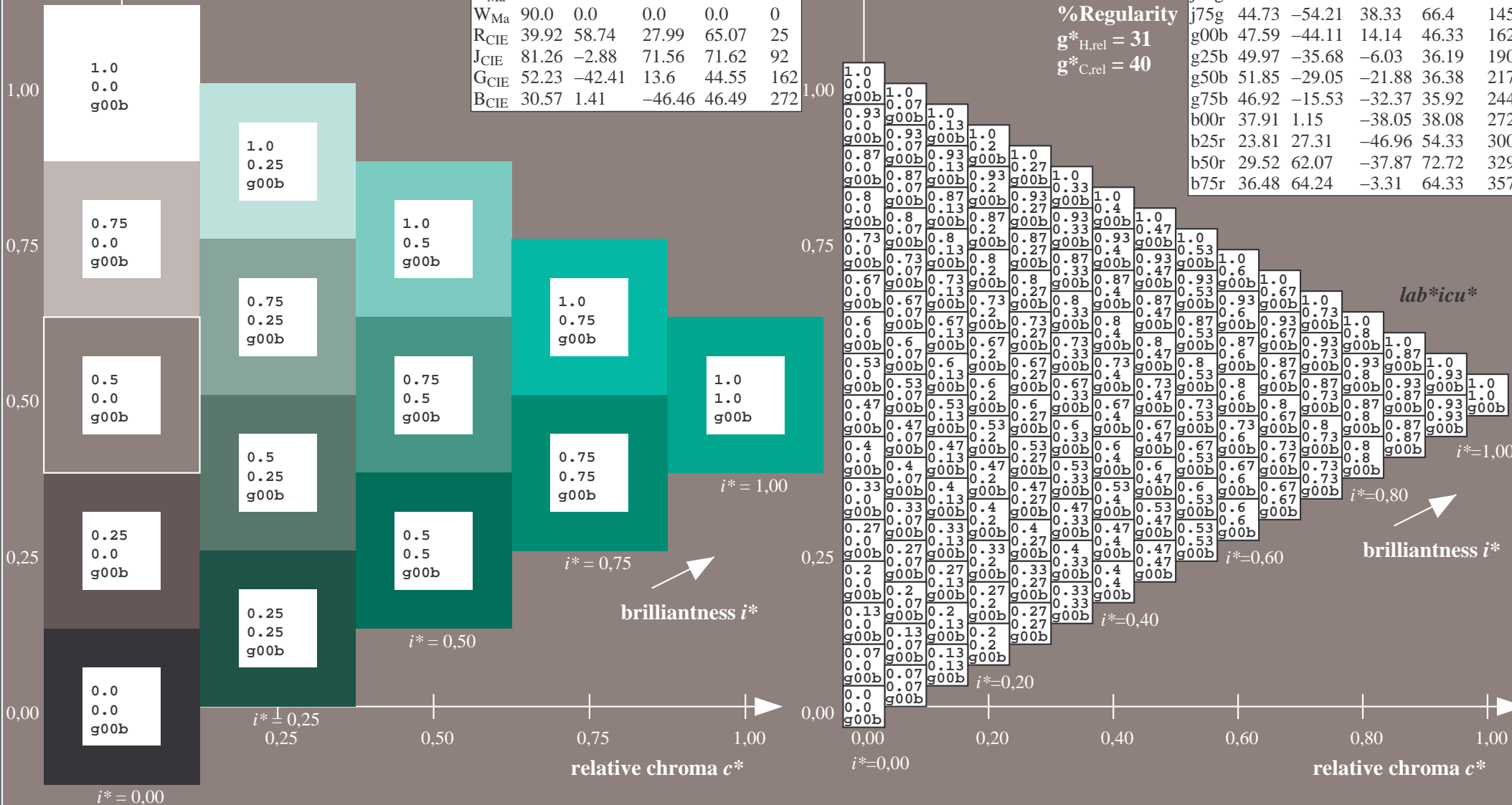
	$L^*=L^*_a$	a^*_a	b^*_a	$C^*_{ab,a}$	$h^*_{ab,a}$
O _{Ma}	35.06	53.93	39.55	66.88	36
Y _{Ma}	83.77	-4.63	98.26	98.37	93
L _{Ma}	44.13	-56.32	43.36	71.09	142
C _{Ma}	52.66	-26.18	-28.74	38.89	228
V _{Ma}	14.15	45.22	-53.06	69.72	310
M _{Ma}	37.37	70.69	-30.1	76.83	337
N _{Ma}	15.0	0.0	0.0	0.0	0
W _{Ma}	90.0	0.0	0.0	0.0	0
R _{CIE}	39.92	58.74	27.99	65.07	25
J _{CIE}	81.26	-2.88	71.56	71.62	92
G _{CIE}	52.23	-42.41	13.6	44.55	162
B _{CIE}	30.57	1.41	-46.46	46.49	272

Data for maximum colour (Ma):

$LAB^*LAB^*_{Ma}$: 48 -43 14
 $LAB^*LCH^*_{Ma}$: 48 46 162
 $lab^*rgb^*_{Ma}$: 0.0 1.0 0.0
 $lab^*olv^*_{Ma}$: 0.0 1.0 0.41

FRS15_90a; adapted (a) CIELAB data

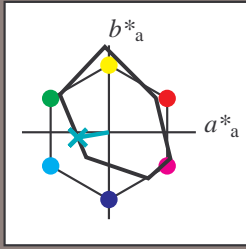
	$L^*=L^*_a$	a^*_a	b^*_a	$C^*_{ab,a}$	$h^*_{ab,a}$
r00j	35.47	56.92	27.12	63.05	25
r25j	39.12	49.04	44.45	66.19	42
r50j	50.64	35.19	58.33	68.13	59
r75j	64.01	19.11	74.45	76.87	76
j00g	83.18	-3.93	97.56	97.64	92
j25g	66.73	-26.86	74.66	79.35	110
j50g	54.03	-43.42	57.07	71.71	127
j75g	44.73	-54.21	38.33	66.4	145
g00b	47.59	-44.11	14.14	46.33	162
g25b	49.97	-35.68	-6.03	36.19	190
g50b	51.85	-29.05	-21.88	36.38	217
g75b	46.92	-15.53	-32.37	35.92	244
b00r	37.91	1.15	-38.05	38.08	272
b25r	23.81	27.31	-46.96	54.33	300
b50r	29.52	62.07	-37.87	72.72	329
b75r	36.48	64.24	-3.31	64.33	357



%Gamut
 $u^*_{rel} = 88$
 %Regularity
 $g^*_{H,rel} = 31$
 $g^*_{C,rel} = 40$

Input and output: Colorimetric Printer Reflective System FRS15_90a for relative CIELAB hue $h^* = lab^*h^* = h_{ab}/360 = 190/360 = 0.527$
 data for any colour:

lab^*tch^* and lab^*icu^*
 elementary hue text:
 $u^* = g25b$
 contrast reduction factor:
 $c_R = 0.9$
 triangle lightness t^*



FRS15_90a; adapted (a) CIELAB data

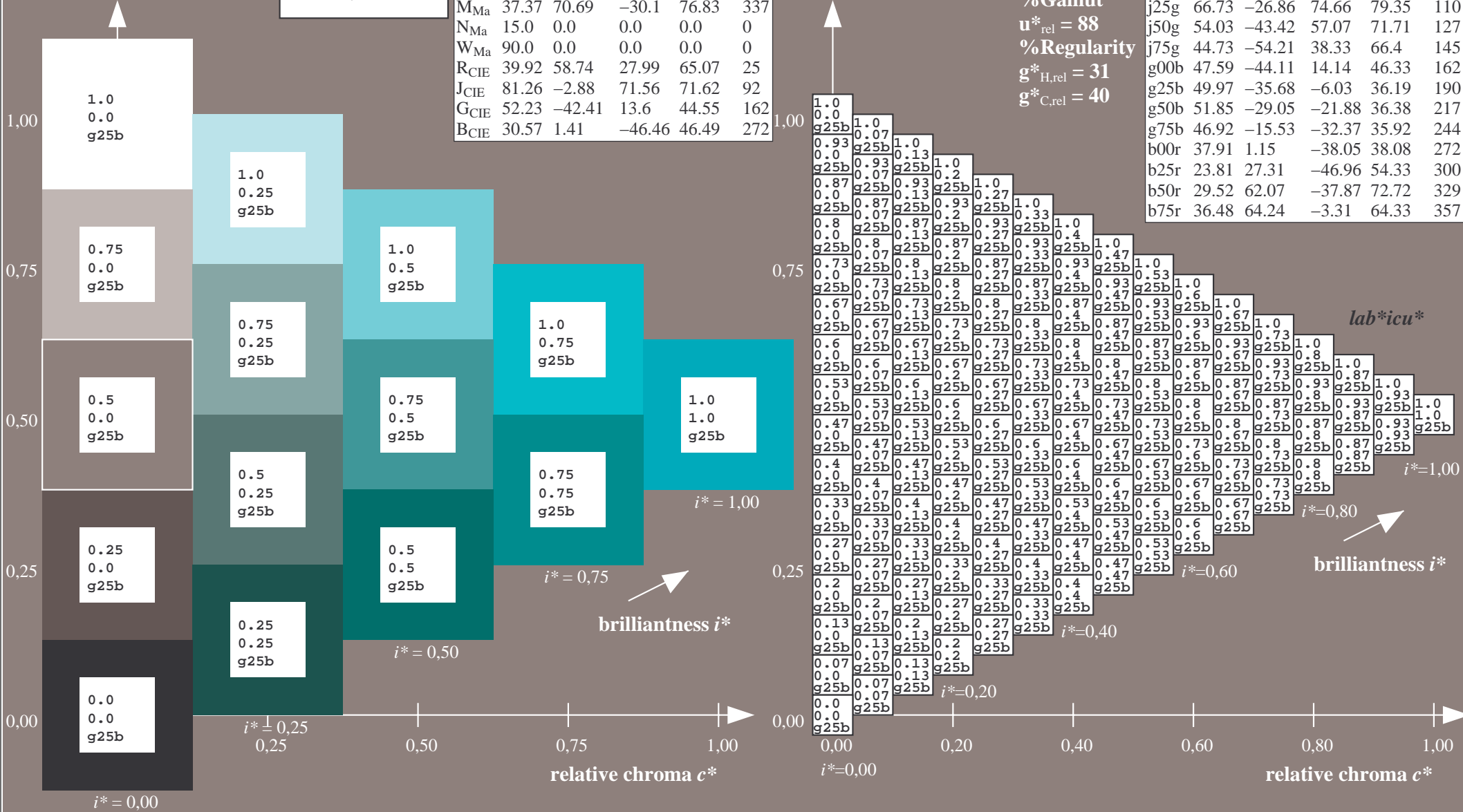
	$L^*=L^*_a$	a^*_a	b^*_a	$C^*_{ab,a}$	$h^*_{ab,a}$
O _{Ma}	35.06	53.93	39.55	66.88	36
Y _{Ma}	83.77	-4.63	98.26	98.37	93
L _{Ma}	44.13	-56.32	43.36	71.09	142
C _{Ma}	52.66	-26.18	-28.74	38.89	228
V _{Ma}	14.15	45.22	-53.06	69.72	310
M _{Ma}	37.37	70.69	-30.1	76.83	337
N _{Ma}	15.0	0.0	0.0	0.0	0
W _{Ma}	90.0	0.0	0.0	0.0	0
R _{CIE}	39.92	58.74	27.99	65.07	25
J _{CIE}	81.26	-2.88	71.56	71.62	92
G _{CIE}	52.23	-42.41	13.6	44.55	162
B _{CIE}	30.57	1.41	-46.46	46.49	272

Data for maximum colour (Ma):

$LAB^*LAB^*_{Ma}$: 50 -35 -5
 $LAB^*LCH^*_{Ma}$: 50 36 190
 $lab^*rgb^*_{Ma}$: 0.0 1.0 0.5
 $lab^*olv^*_{Ma}$: 0.0 1.0 0.69

FRS15_90a; adapted (a) CIELAB data

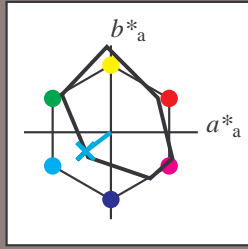
	$L^*=L^*_a$	a^*_a	b^*_a	$C^*_{ab,a}$	$h^*_{ab,a}$
r00j	35.47	56.92	27.12	63.05	25
r25j	39.12	49.04	44.45	66.19	42
r50j	50.64	35.19	58.33	68.13	59
r75j	64.01	19.11	74.45	76.87	76
j00g	83.18	-3.93	97.56	97.64	92
j25g	66.73	-26.86	74.66	79.35	110
j50g	54.03	-43.42	57.07	71.71	127
j75g	44.73	-54.21	38.33	66.4	145
g00b	47.59	-44.11	14.14	46.33	162
g25b	49.97	-35.68	-6.03	36.19	190
g50b	51.85	-29.05	-21.88	36.38	217
g75b	46.92	-15.53	-32.37	35.92	244
b00r	37.91	1.15	-38.05	38.08	272
b25r	23.81	27.31	-46.96	54.33	300
b50r	29.52	62.07	-37.87	72.72	329
b75r	36.48	64.24	-3.31	64.33	357



%Gamut
 $u^*_{rel} = 88$
 %Regularity
 $g^*_{H,rel} = 31$
 $g^*_{C,rel} = 40$

Input and output: Colorimetric Printer Reflective System FRS15_90a for relative CIELAB hue $h^* = lab^*h^* = h_{ab}/360 = 217/360 = 0.603$
 data for any colour:

lab^*tch^* and lab^*icu^*
 elementary hue text:
 $u^* = g50b$
 contrast reduction factor:
 $c_R = 0.9$
 triangle lightness t^*



FRS15_90a; adapted (a) CIELAB data

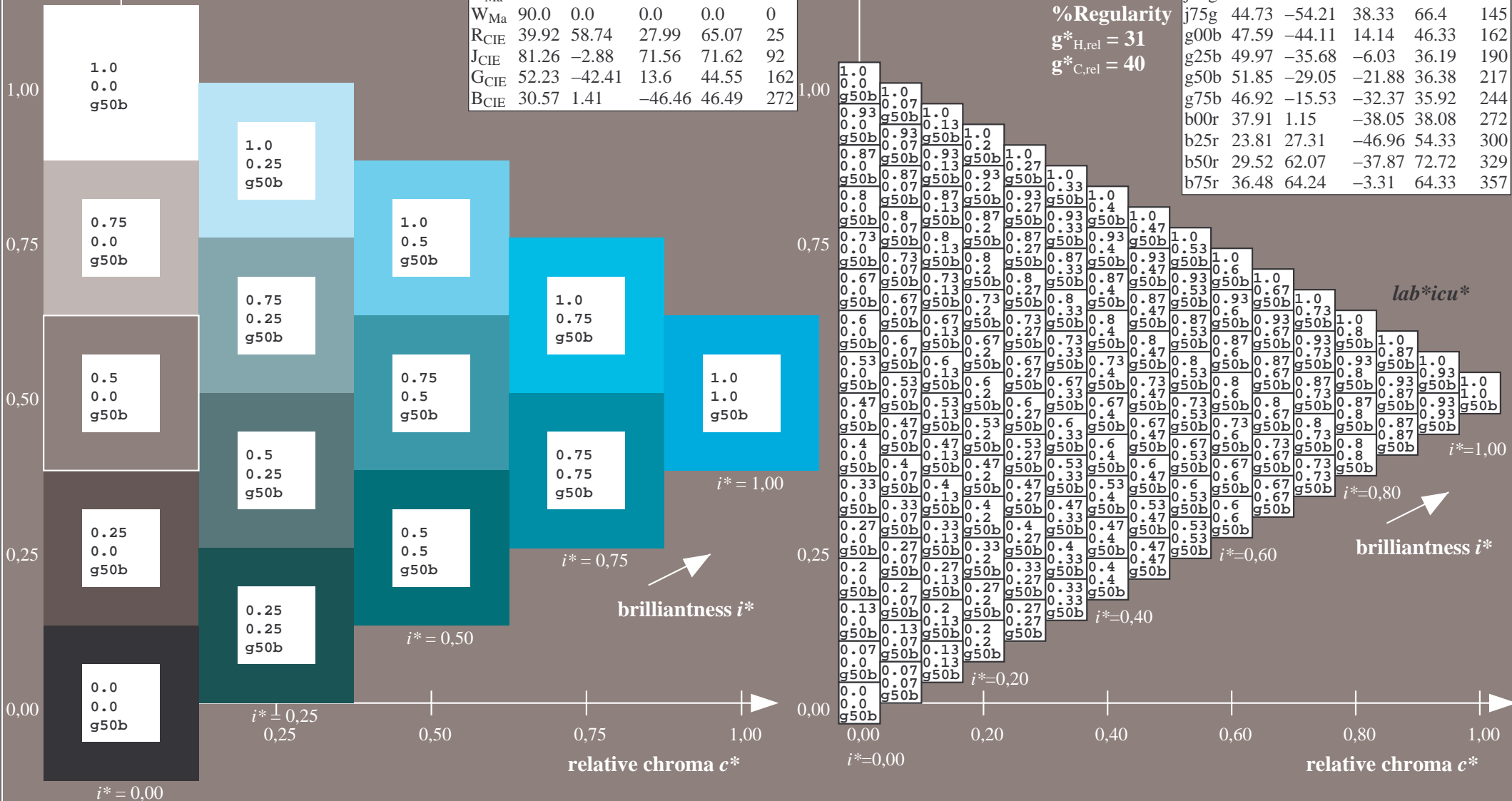
	$L^*=L^*_a$	a^*_a	b^*_a	$C^*_{ab,a}$	$h^*_{ab,a}$
O _{Ma}	35.06	53.93	39.55	66.88	36
Y _{Ma}	83.77	-4.63	98.26	98.37	93
L _{Ma}	44.13	-56.32	43.36	71.09	142
C _{Ma}	52.66	-26.18	-28.74	38.89	228
V _{Ma}	14.15	45.22	-53.06	69.72	310
M _{Ma}	37.37	70.69	-30.1	76.83	337
N _{Ma}	15.0	0.0	0.0	0.0	0
W _{Ma}	90.0	0.0	0.0	0.0	0
R _{CIE}	39.92	58.74	27.99	65.07	25
J _{CIE}	81.26	-2.88	71.56	71.62	92
G _{CIE}	52.23	-42.41	13.6	44.55	162
B _{CIE}	30.57	1.41	-46.46	46.49	272

Data for maximum colour (Ma):

$LAB^*LAB^*_{Ma}$: 52 -28 -21
 $LAB^*LCH^*_{Ma}$: 52 36 217
 $lab^*rgb^*_{Ma}$: 0.0 1.0 1.0
 $lab^*olv^*_{Ma}$: 0.0 1.0 0.9

FRS15_90a; adapted (a) CIELAB data

	$L^*=L^*_a$	a^*_a	b^*_a	$C^*_{ab,a}$	$h^*_{ab,a}$
r00j	35.47	56.92	27.12	63.05	25
r25j	39.12	49.04	44.45	66.19	42
r50j	50.64	35.19	58.33	68.13	59
r75j	64.01	19.11	74.45	76.87	76
j00g	83.18	-3.93	97.56	97.64	92
j25g	66.73	-26.86	74.66	79.35	110
j50g	54.03	-43.42	57.07	71.71	127
j75g	44.73	-54.21	38.33	66.4	145
g00b	47.59	-44.11	14.14	46.33	162
g25b	49.97	-35.68	-6.03	36.19	190
g50b	51.85	-29.05	-21.88	36.38	217
g75b	46.92	-15.53	-32.37	35.92	244
b00r	37.91	1.15	-38.05	38.08	272
b25r	23.81	27.31	-46.96	54.33	300
b50r	29.52	62.07	-37.87	72.72	329
b75r	36.48	64.24	-3.31	64.33	357



%Gamut
 $u^*_{rel} = 88$
 %Regularity
 $g^*_{H,rel} = 31$
 $g^*_{C,rel} = 40$

Input and output: Colorimetric Printer Reflective System FRS15_90a for relative CIELAB hue $h^* = lab^*h^* = h_{ab}/360 = 244/360 = 0.679$

data for any colour:

lab^*tch^* and lab^*icu^*

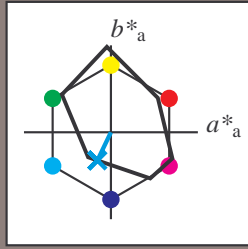
elementary hue text:

$u^* = g75b$

contrast reduction factor:

$c_R = 0.9$

triangle lightness t^*



FRS15_90a; adapted (a) CIELAB data

	$L^*=L^*_a$	a^*_a	b^*_a	$C^*_{ab,a}$	$h^*_{ab,a}$
O _{Ma}	35.06	53.93	39.55	66.88	36
Y _{Ma}	83.77	-4.63	98.26	98.37	93
L _{Ma}	44.13	-56.32	43.36	71.09	142
C _{Ma}	52.66	-26.18	-28.74	38.89	228
V _{Ma}	14.15	45.22	-53.06	69.72	310
M _{Ma}	37.37	70.69	-30.1	76.83	337
N _{Ma}	15.0	0.0	0.0	0.0	0
W _{Ma}	90.0	0.0	0.0	0.0	0
R _{CIE}	39.92	58.74	27.99	65.07	25
J _{CIE}	81.26	-2.88	71.56	71.62	92
G _{CIE}	52.23	-42.41	13.6	44.55	162
B _{CIE}	30.57	1.41	-46.46	46.49	272

Data for maximum colour (Ma):

$LAB^*LAB^*_{Ma}$: 47 -15 -31

$LAB^*LCH^*_{Ma}$: 47 36 244

$lab^*rgb^*_{Ma}$: 0.0 0.5 1.0

$lab^*olv^*_{Ma}$: 0.0 0.85 1.0

triangle lightness t^*

%Gamut

$u^*_{rel} = 88$

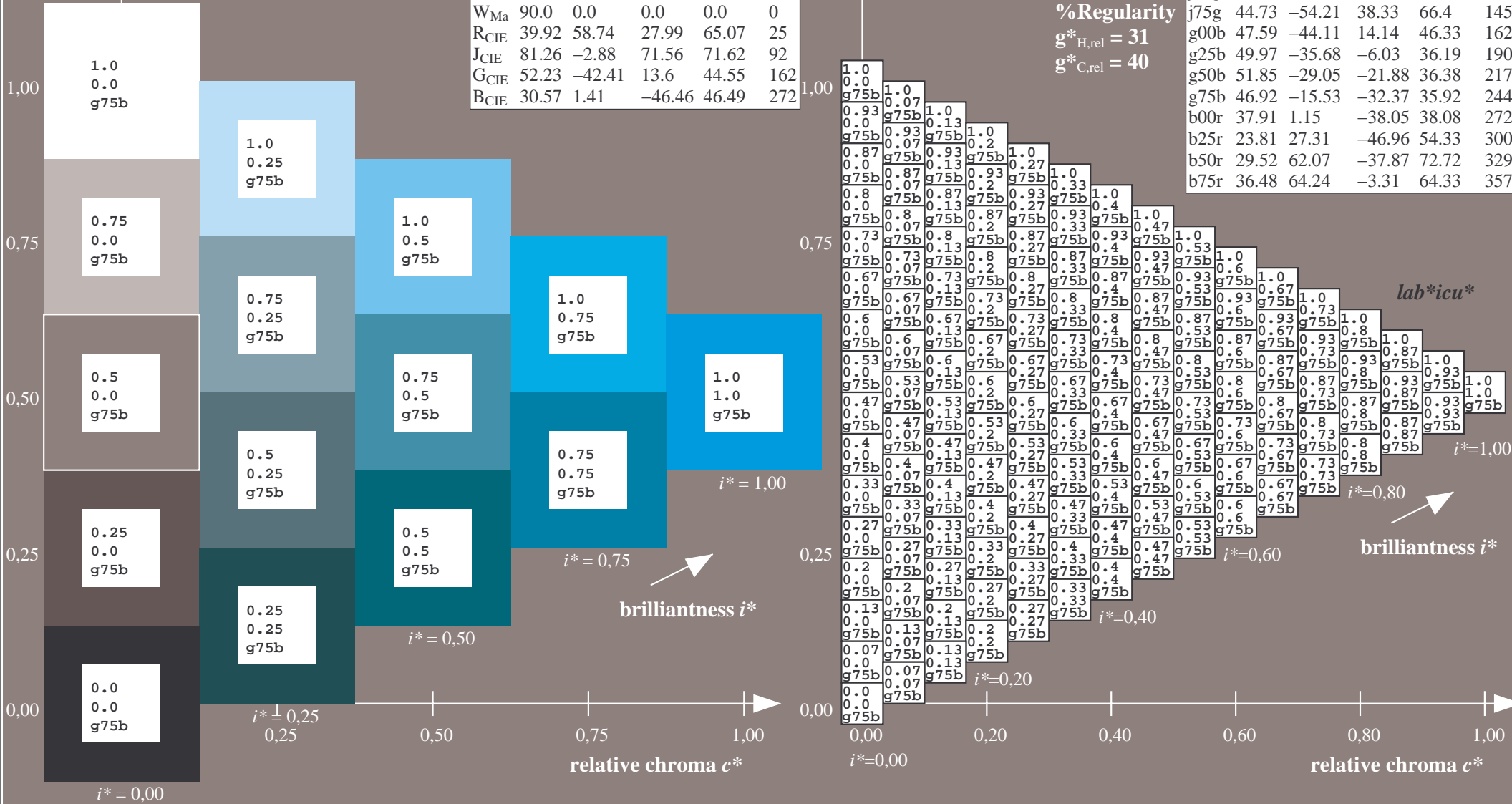
%Regularity

$g^*_{H,rel} = 31$

$g^*_{C,rel} = 40$

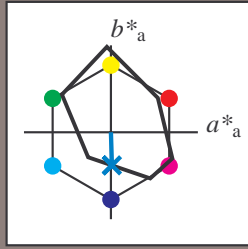
FRS15_90a; adapted (a) CIELAB data

	$L^*=L^*_a$	a^*_a	b^*_a	$C^*_{ab,a}$	$h^*_{ab,a}$
r00j	35.47	56.92	27.12	63.05	25
r25j	39.12	49.04	44.45	66.19	42
r50j	50.64	35.19	58.33	68.13	59
r75j	64.01	19.11	74.45	76.87	76
j00g	83.18	-3.93	97.56	97.64	92
j25g	66.73	-26.86	74.66	79.35	110
j50g	54.03	-43.42	57.07	71.71	127
j75g	44.73	-54.21	38.33	66.4	145
g00b	47.59	-44.11	14.14	46.33	162
g25b	49.97	-35.68	-6.03	36.19	190
g50b	51.85	-29.05	-21.88	36.38	217
g75b	46.92	-15.53	-32.37	35.92	244
b00r	37.91	1.15	-38.05	38.08	272
b25r	23.81	27.31	-46.96	54.33	300
b50r	29.52	62.07	-37.87	72.72	329
b75r	36.48	64.24	-3.31	64.33	357



Input and output: Colorimetric Printer Reflective System FRS15_90a for relative CIELAB hue $h^* = lab^*h^* = h_{ab}/360 = 272/360 = 0.755$
 data for any colour:

lab^*tch^* and lab^*icu^*
 elementary hue text:
 $u^* = b00r$
 contrast reduction factor:
 $c_R = 0.9$
 triangle lightness t^*



FRS15_90a; adapted (a) CIELAB data

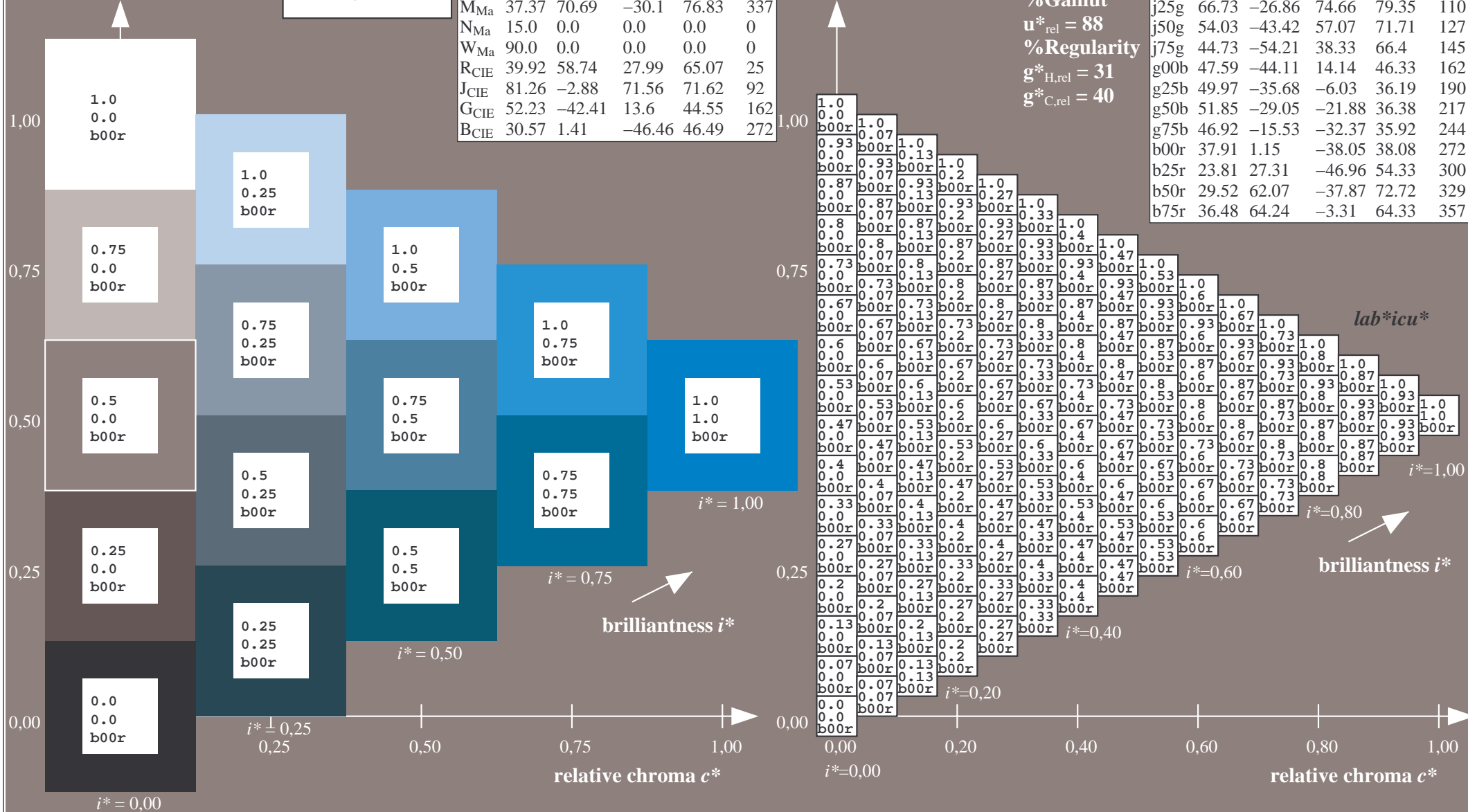
	$L^*=L^*_a$	a^*_a	b^*_a	$C^*_{ab,a}$	$h^*_{ab,a}$
O _{Ma}	35.06	53.93	39.55	66.88	36
Y _{Ma}	83.77	-4.63	98.26	98.37	93
L _{Ma}	44.13	-56.32	43.36	71.09	142
C _{Ma}	52.66	-26.18	-28.74	38.89	228
V _{Ma}	14.15	45.22	-53.06	69.72	310
M _{Ma}	37.37	70.69	-30.1	76.83	337
N _{Ma}	15.0	0.0	0.0	0.0	0
W _{Ma}	90.0	0.0	0.0	0.0	0
R _{CIE}	39.92	58.74	27.99	65.07	25
J _{CIE}	81.26	-2.88	71.56	71.62	92
G _{CIE}	52.23	-42.41	13.6	44.55	162
B _{CIE}	30.57	1.41	-46.46	46.49	272

Data for maximum colour (Ma):

$LAB^*LAB^*_{Ma}$: 38 1 -37
 $LAB^*LCH^*_{Ma}$: 38 38 272
 $lab^*rgb^*_{Ma}$: 0.0 0.0 1.0
 $lab^*olv^*_{Ma}$: 0.0 0.62 1.0

FRS15_90a; adapted (a) CIELAB data

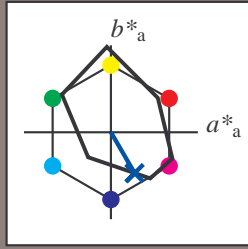
	$L^*=L^*_a$	a^*_a	b^*_a	$C^*_{ab,a}$	$h^*_{ab,a}$
r00j	35.47	56.92	27.12	63.05	25
r25j	39.12	49.04	44.45	66.19	42
r50j	50.64	35.19	58.33	68.13	59
r75j	64.01	19.11	74.45	76.87	76
j00g	83.18	-3.93	97.56	97.64	92
j25g	66.73	-26.86	74.66	79.35	110
j50g	54.03	-43.42	57.07	71.71	127
j75g	44.73	-54.21	38.33	66.4	145
g00b	47.59	-44.11	14.14	46.33	162
g25b	49.97	-35.68	-6.03	36.19	190
g50b	51.85	-29.05	-21.88	36.38	217
g75b	46.92	-15.53	-32.37	35.92	244
b00r	37.91	1.15	-38.05	38.08	272
b25r	23.81	27.31	-46.96	54.33	300
b50r	29.52	62.07	-37.87	72.72	329
b75r	36.48	64.24	-3.31	64.33	357



%Gamut
 $u^*_{rel} = 88$
 %Regularity
 $g^*_{H,rel} = 31$
 $g^*_{C,rel} = 40$

Input and output: Colorimetric Printer Reflective System FRS15_90a for relative CIELAB hue $h^* = \text{lab}^*h^* = h_{ab}/360 = 300/360 = 0.834$
 data for any colour:

lab^*tch^* and lab^*icu^*
 elementary hue text:
 $u^* = b25r$
 contrast reduction factor:
 $c_R = 0.9$
 triangle lightness t^*



FRS15_90a; adapted (a) CIELAB data

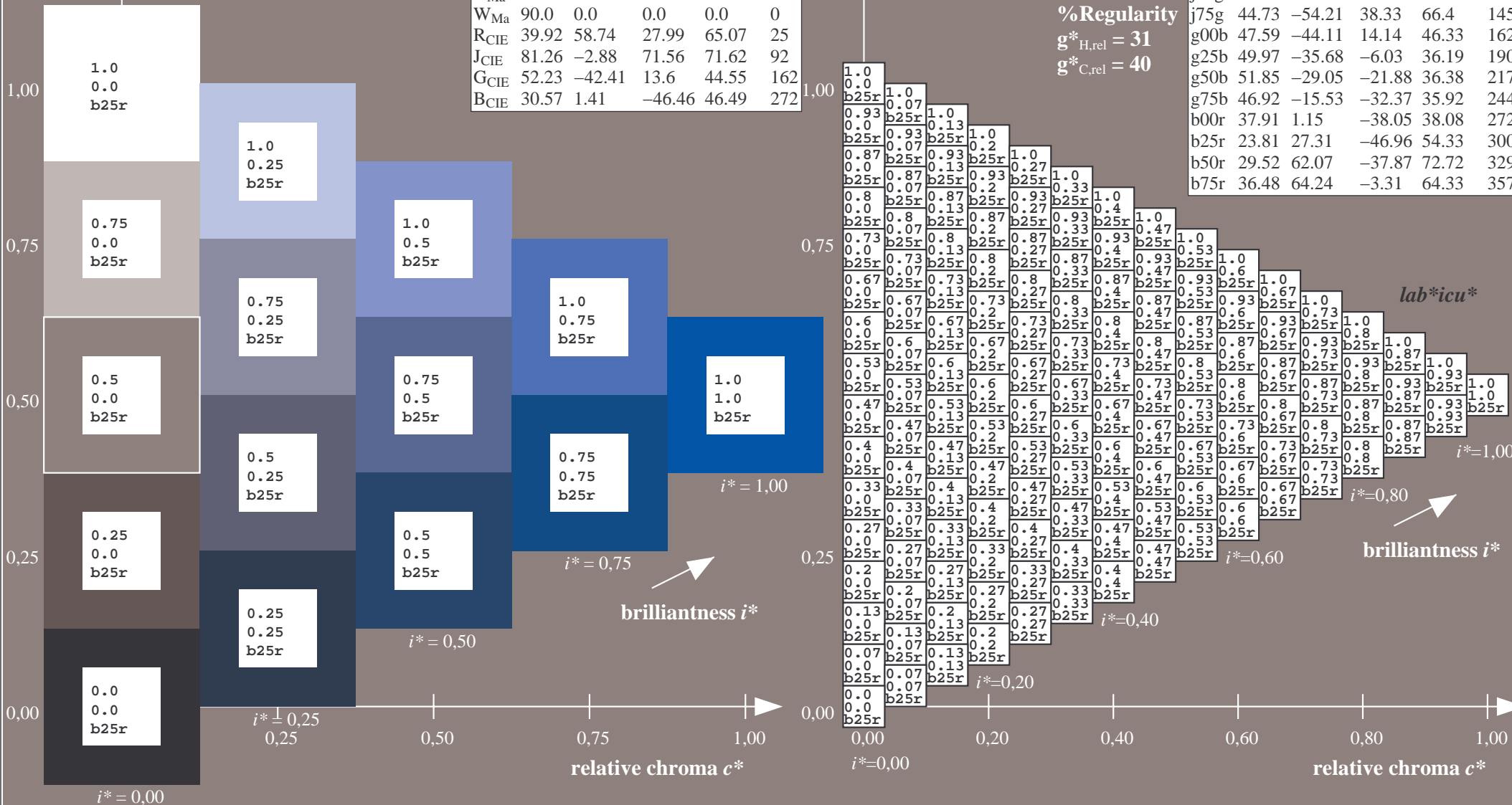
	$L^*=L^*_a$	a^*_a	b^*_a	$C^*_{ab,a}$	$h^*_{ab,a}$
O _{Ma}	35.06	53.93	39.55	66.88	36
Y _{Ma}	83.77	-4.63	98.26	98.37	93
L _{Ma}	44.13	-56.32	43.36	71.09	142
C _{Ma}	52.66	-26.18	-28.74	38.89	228
V _{Ma}	14.15	45.22	-53.06	69.72	310
M _{Ma}	37.37	70.69	-30.1	76.83	337
N _{Ma}	15.0	0.0	0.0	0.0	0
W _{Ma}	90.0	0.0	0.0	0.0	0
R _{CIE}	39.92	58.74	27.99	65.07	25
J _{CIE}	81.26	-2.88	71.56	71.62	92
G _{CIE}	52.23	-42.41	13.6	44.55	162
B _{CIE}	30.57	1.41	-46.46	46.49	272

Data for maximum colour (Ma):

$\text{LAB}^*\text{LAB}^*_{\text{Ma}}$: 24 27 -46
 $\text{LAB}^*\text{LCH}^*_{\text{Ma}}$: 24 54 300
 $\text{lab}^*\text{rgb}^*_{\text{Ma}}$: 0.5 0.0 1.0
 $\text{lab}^*\text{olv}^*_{\text{Ma}}$: 0.0 0.25 1.0

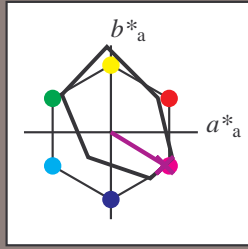
FRS15_90a; adapted (a) CIELAB data

	$L^*=L^*_a$	a^*_a	b^*_a	$C^*_{ab,a}$	$h^*_{ab,a}$
r00j	35.47	56.92	27.12	63.05	25
r25j	39.12	49.04	44.45	66.19	42
r50j	50.64	35.19	58.33	68.13	59
r75j	64.01	19.11	74.45	76.87	76
j00g	83.18	-3.93	97.56	97.64	92
j25g	66.73	-26.86	74.66	79.35	110
j50g	54.03	-43.42	57.07	71.71	127
j75g	44.73	-54.21	38.33	66.4	145
g00b	47.59	-44.11	14.14	46.33	162
g25b	49.97	-35.68	-6.03	36.19	190
g50b	51.85	-29.05	-21.88	36.38	217
g75b	46.92	-15.53	-32.37	35.92	244
b00r	37.91	1.15	-38.05	38.08	272
b25r	23.81	27.31	-46.96	54.33	300
b50r	29.52	62.07	-37.87	72.72	329
b75r	36.48	64.24	-3.31	64.33	357



Input and output: Colorimetric Printer Reflective System FRS15_90a for relative CIELAB hue $h^* = lab^*h^* = h_{ab}/360 = 329/360 = 0.913$
 data for any colour:

lab^*tch^* and lab^*icu^*
 elementary hue text:
 $u^* = b50r$
 contrast reduction factor:
 $c_R = 0.9$
 triangle lightness t^*



FRS15_90a; adapted (a) CIELAB data

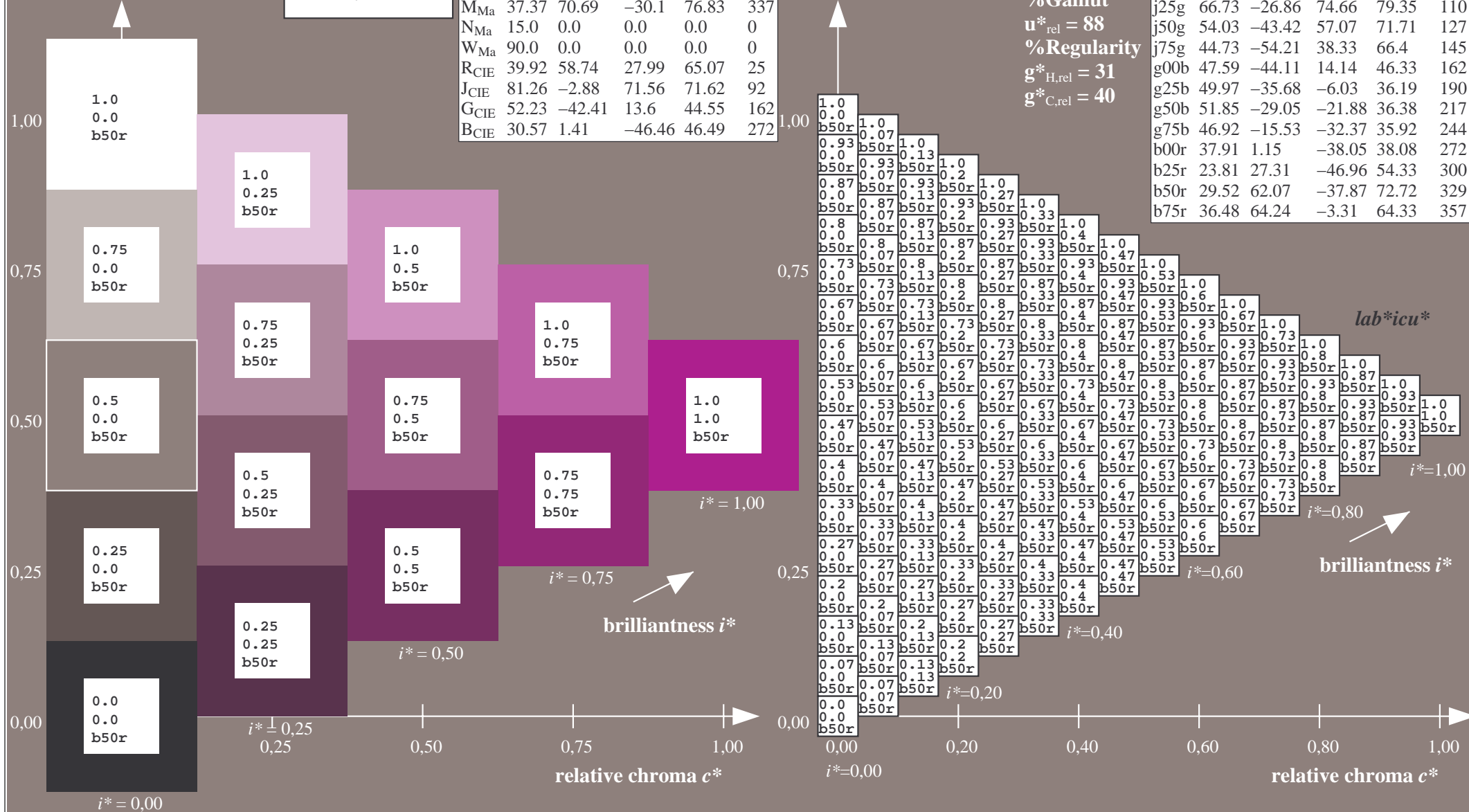
	$L^*=L^*_a$	a^*_a	b^*_a	$C^*_{ab,a}$	$h^*_{ab,a}$
O _{Ma}	35.06	53.93	39.55	66.88	36
Y _{Ma}	83.77	-4.63	98.26	98.37	93
L _{Ma}	44.13	-56.32	43.36	71.09	142
C _{Ma}	52.66	-26.18	-28.74	38.89	228
V _{Ma}	14.15	45.22	-53.06	69.72	310
M _{Ma}	37.37	70.69	-30.1	76.83	337
N _{Ma}	15.0	0.0	0.0	0.0	0
W _{Ma}	90.0	0.0	0.0	0.0	0
R _{CIE}	39.92	58.74	27.99	65.07	25
J _{CIE}	81.26	-2.88	71.56	71.62	92
G _{CIE}	52.23	-42.41	13.6	44.55	162
B _{CIE}	30.57	1.41	-46.46	46.49	272

Data for maximum colour (Ma):

$LAB^*LAB^*_{Ma}$: 30 62 -37
 $LAB^*LCH^*_{Ma}$: 30 73 329
 $lab^*rgb^*_{Ma}$: 1.0 0.0 1.0
 $lab^*olv^*_{Ma}$: 0.66 0.0 1.0

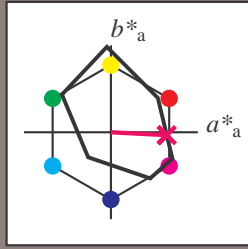
FRS15_90a; adapted (a) CIELAB data

	$L^*=L^*_a$	a^*_a	b^*_a	$C^*_{ab,a}$	$h^*_{ab,a}$
r00j	35.47	56.92	27.12	63.05	25
r25j	39.12	49.04	44.45	66.19	42
r50j	50.64	35.19	58.33	68.13	59
r75j	64.01	19.11	74.45	76.87	76
j00g	83.18	-3.93	97.56	97.64	92
j25g	66.73	-26.86	74.66	79.35	110
j50g	54.03	-43.42	57.07	71.71	127
j75g	44.73	-54.21	38.33	66.4	145
g00b	47.59	-44.11	14.14	46.33	162
g25b	49.97	-35.68	-6.03	36.19	190
g50b	51.85	-29.05	-21.88	36.38	217
g75b	46.92	-15.53	-32.37	35.92	244
b00r	37.91	1.15	-38.05	38.08	272
b25r	23.81	27.31	-46.96	54.33	300
b50r	29.52	62.07	-37.87	72.72	329
b75r	36.48	64.24	-3.31	64.33	357



Input and output: Colorimetric Printer Reflective System FRS15_90a for relative CIELAB hue $h^* = lab^*h^* = h_{ab}/360 = 357/360 = 0.992$
 data for any colour:

lab^*tch^* and lab^*icu^*
 elementary hue text:
 $u^* = b75r$
 contrast reduction factor:
 $c_R = 0.9$
 triangle lightness t^*



FRS15_90a; adapted (a) CIELAB data

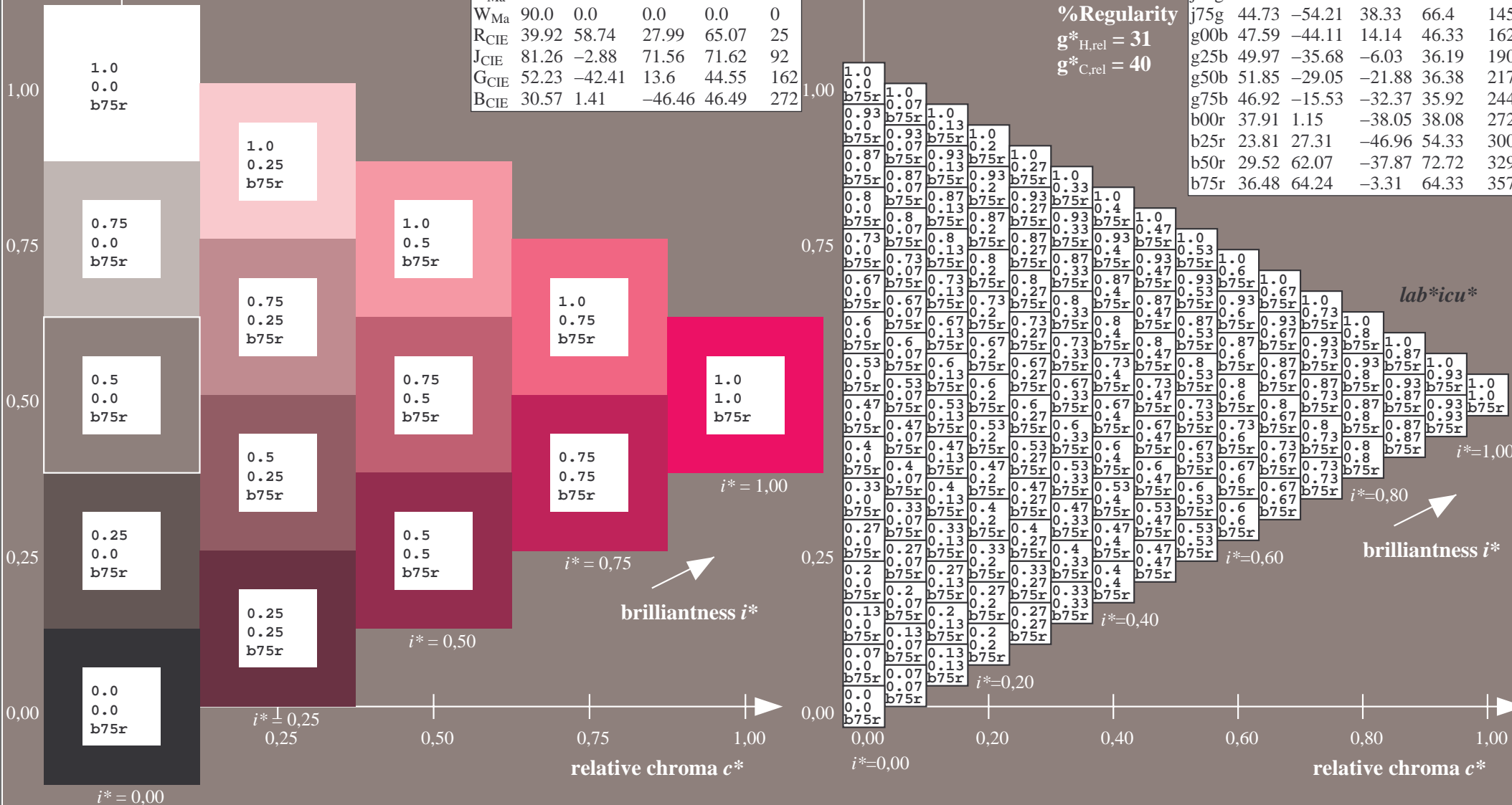
	$L^*=L^*_a$	a^*_a	b^*_a	$C^*_{ab,a}$	$h^*_{ab,a}$
O _{Ma}	35.06	53.93	39.55	66.88	36
Y _{Ma}	83.77	-4.63	98.26	98.37	93
L _{Ma}	44.13	-56.32	43.36	71.09	142
C _{Ma}	52.66	-26.18	-28.74	38.89	228
V _{Ma}	14.15	45.22	-53.06	69.72	310
M _{Ma}	37.37	70.69	-30.1	76.83	337
N _{Ma}	15.0	0.0	0.0	0.0	0
W _{Ma}	90.0	0.0	0.0	0.0	0
R _{CIE}	39.92	58.74	27.99	65.07	25
J _{CIE}	81.26	-2.88	71.56	71.62	92
G _{CIE}	52.23	-42.41	13.6	44.55	162
B _{CIE}	30.57	1.41	-46.46	46.49	272

Data for maximum colour (Ma):

$LAB^*LAB^*_Ma: 36\ 64\ -2$
 $LAB^*LCH^*_Ma: 36\ 64\ 357$
 $lab^*rgb^*_Ma: 1.0\ 0.0\ 0.5$
 $lab^*olv^*_Ma: 1.0\ 0.0\ 0.62$

FRS15_90a; adapted (a) CIELAB data

	$L^*=L^*_a$	a^*_a	b^*_a	$C^*_{ab,a}$	$h^*_{ab,a}$
r00j	35.47	56.92	27.12	63.05	25
r25j	39.12	49.04	44.45	66.19	42
r50j	50.64	35.19	58.33	68.13	59
r75j	64.01	19.11	74.45	76.87	76
j00g	83.18	-3.93	97.56	97.64	92
j25g	66.73	-26.86	74.66	79.35	110
j50g	54.03	-43.42	57.07	71.71	127
j75g	44.73	-54.21	38.33	66.4	145
g00b	47.59	-44.11	14.14	46.33	162
g25b	49.97	-35.68	-6.03	36.19	190
g50b	51.85	-29.05	-21.88	36.38	217
g75b	46.92	-15.53	-32.37	35.92	244
b00r	37.91	1.15	-38.05	38.08	272
b25r	23.81	27.31	-46.96	54.33	300
b50r	29.52	62.07	-37.87	72.72	329
b75r	36.48	64.24	-3.31	64.33	357

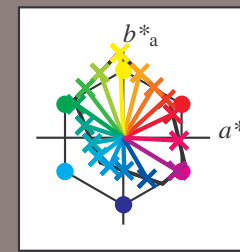


%Gamut
 $u^*_{rel} = 88$
 %Regularity
 $g^*_{H,rel} = 31$
 $g^*_{C,rel} = 40$

Table with 27 rows and 27 columns labeled A through lab*icu*. Each cell contains numerical data values ranging from 0.0 to 1.0.

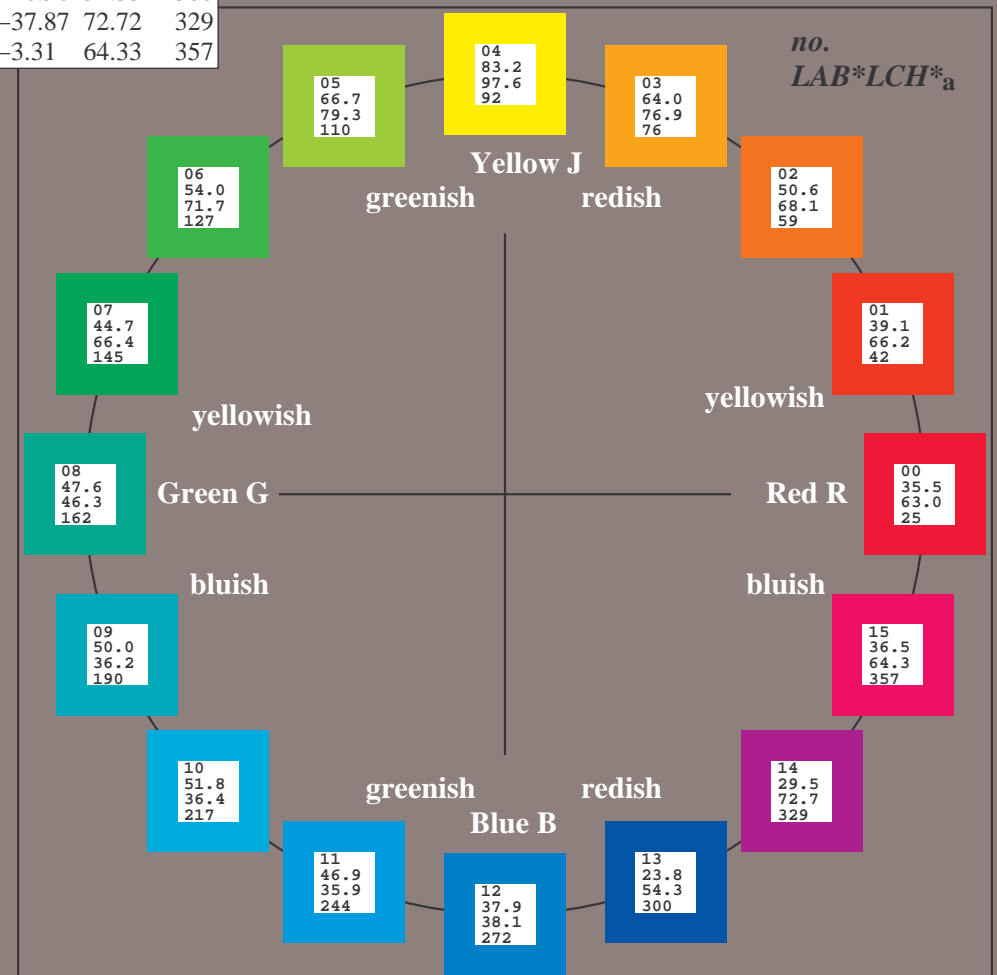
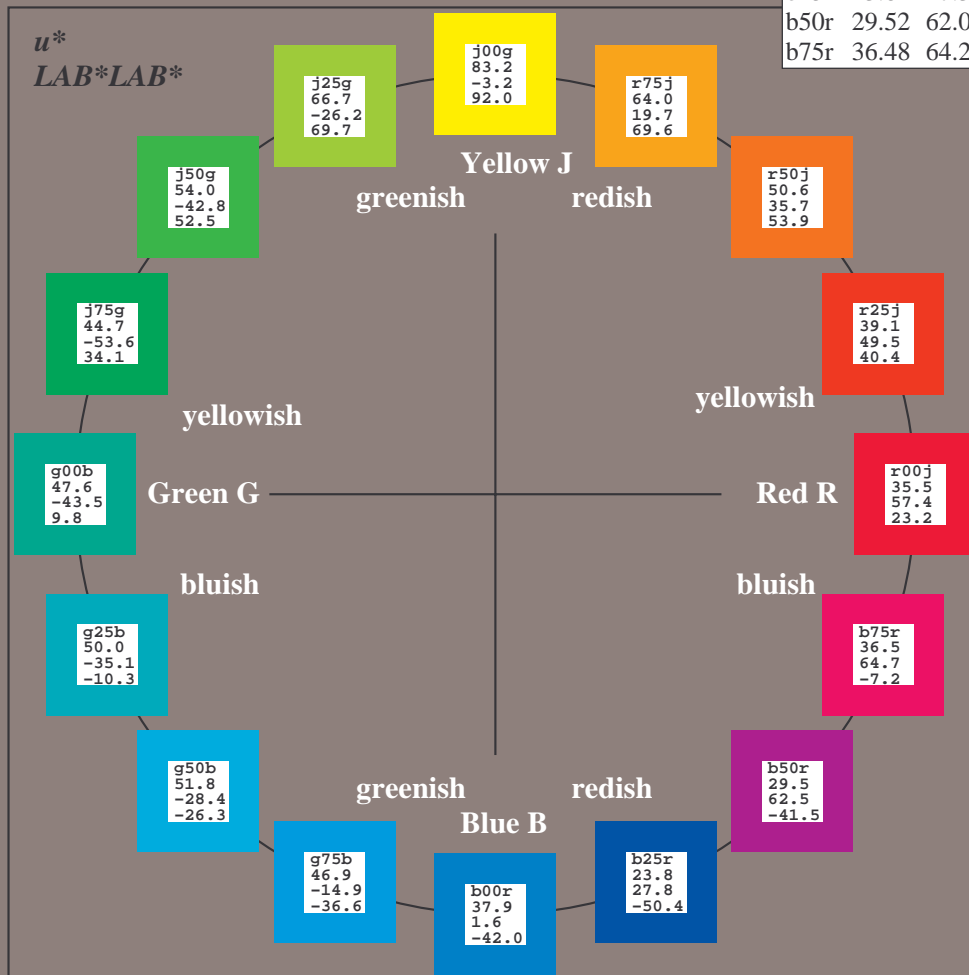
Input and output:
 Colorimetric Printer Reflective System FRS15_90a
 data for any colour:
*lab*tch** and *lab*icu**
 elementary hue text:
*u** = 16 hues *r00j*, *r25j*, ..., *b75r*
 contrast reduction factor:
 $c_R = 0.9$

FRS15_90a; adapted (a) CIELAB data					
	$L^*=L^*_a$	a^*_a	b^*_a	$C^*_{ab,a}$	$h^*_{ab,a}$
r00j	35.47	56.92	27.12	63.05	25
r25j	39.12	49.04	44.45	66.19	42
r50j	50.64	35.19	58.33	68.13	59
r75j	64.01	19.11	74.45	76.87	76
j00g	83.18	-3.93	97.56	97.64	92
j25g	66.73	-26.86	74.66	79.35	110
j50g	54.03	-43.42	57.07	71.71	127
j75g	44.73	-54.21	38.33	66.4	145
g00b	47.59	-44.11	14.14	46.33	162
g25b	49.97	-35.68	-6.03	36.19	190
g50b	51.85	-29.05	-21.88	36.38	217
g75b	46.92	-15.53	-32.37	35.92	244
b00r	37.91	1.15	-38.05	38.08	272
b25r	23.81	27.31	-46.96	54.33	300
b50r	29.52	62.07	-37.87	72.72	329
b75r	36.48	64.24	-3.31	64.33	357



%Gamut
 $u^*_{rel} = 88$
 %Regularity
 $g^*_{H,rel} = 31$
 $g^*_{C,rel} = 40$

FRS15_90; CIELAB data					
	$L^*=L^*$	a^*	b^*	C^*_{ab}	h^*_{ab}
O _M	35.06	54.41	35.65	65.05	33
Y _M	83.77	-4.03	92.72	92.8	92
L _M	44.13	-55.82	39.15	68.19	145
C _M	52.66	-25.66	-33.24	42.01	232
V _M	14.15	45.64	-56.26	72.45	309
M _M	37.37	71.17	-34.08	78.92	334
N _M	15.0	0.43	-3.22	3.26	278
W _M	90.0	0.62	-5.75	5.79	276
R _{CIE}	39.92	58.74	27.99	65.07	25
J _{CIE}	81.26	-2.88	71.56	71.62	92
G _{CIE}	52.23	-42.41	13.6	44.55	162
B _{CIE}	30.57	1.41	-46.46	46.49	272



Input and output: Colorimetric Printer Reflective System FRS15_90a for relative CIELAB hue $h^* = lab^*h^* = h_{ab}/360 = 25/360 = 0.071$

data for any colour:

lab^*tch^* and lab^*icu^*

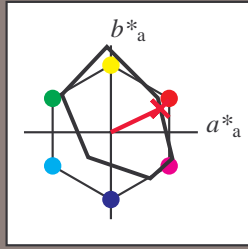
elementary hue text:

$u^* = r00j$

contrast reduction factor:

$c_R = 0.9$

triangle lightness t^*



FRS15_90; CIELAB data					
	$L^*=L^*$	a^*	b^*	C^*_{ab}	h^*_{ab}
O _M	35.06	54.41	35.65	65.05	33
Y _M	83.77	-4.03	92.72	92.8	92
L _M	44.13	-55.82	39.15	68.19	145
C _M	52.66	-25.66	-33.24	42.01	232
V _M	14.15	45.64	-56.26	72.45	309
M _M	37.37	71.17	-34.08	78.92	334
N _M	15.0	0.43	-3.22	3.26	278
W _M	90.0	0.62	-5.75	5.79	276
R _{CIE}	39.92	58.74	27.99	65.07	25
J _{CIE}	81.26	-2.88	71.56	71.62	92
G _{CIE}	52.23	-42.41	13.6	44.55	162
B _{CIE}	30.57	1.41	-46.46	46.49	272

Data for maximum colour (Ma):

$LAB^*LAB^*_{Ma}: 35\ 57\ 27$

$LAB^*LCH^*_{Ma}: 35\ 63\ 25$

$lab^*rgb^*_{Ma}: 1.0\ 0.0\ 0.0$

$lab^*olv^*_{Ma}: 1.0\ 0.0\ 0.18$

triangle lightness t^*

%Gamut

$u^*_{rel} = 88$

%Regularity

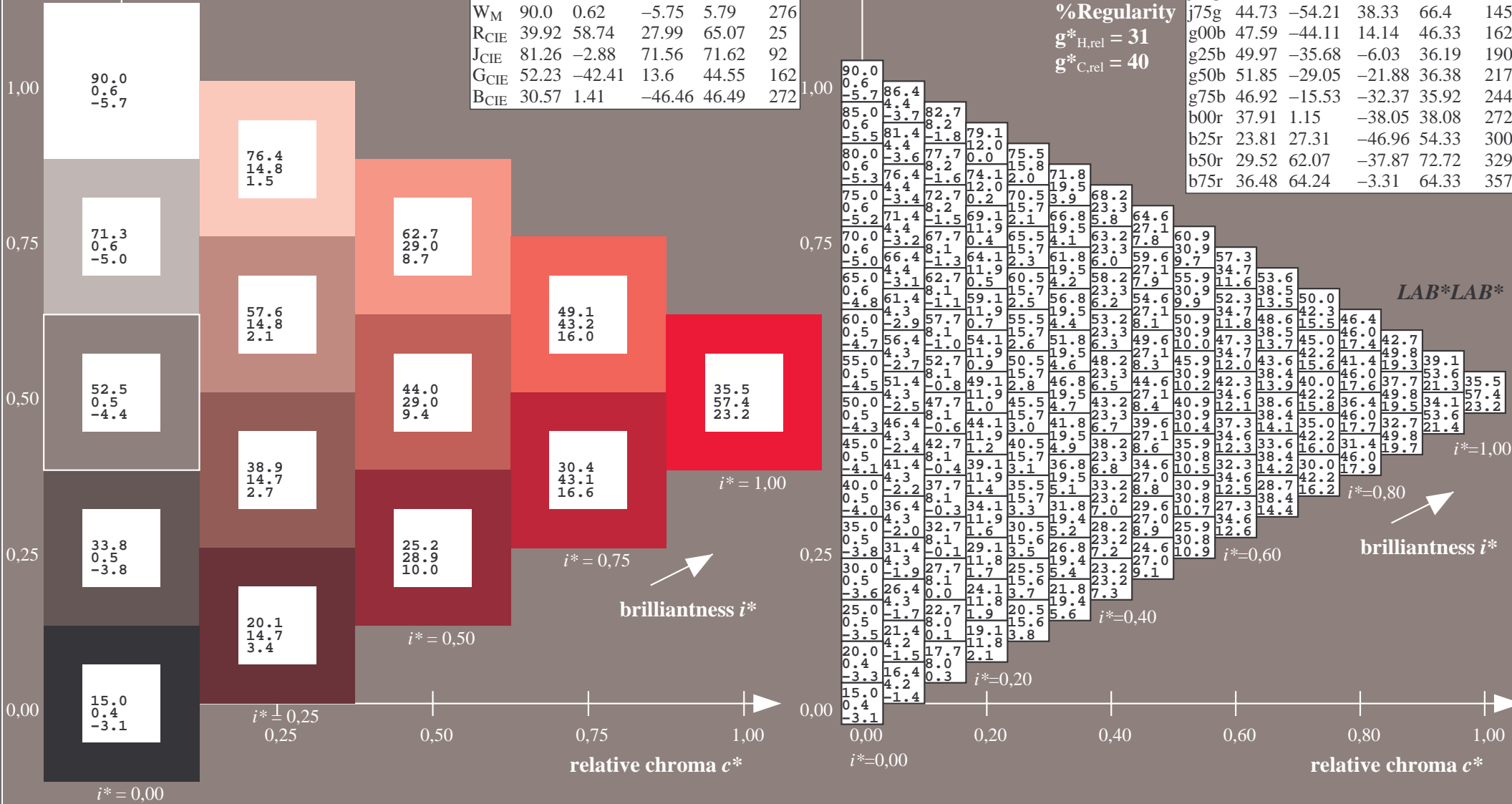
$g^*_{H,rel} = 31$

$g^*_{C,rel} = 40$

$u^* = r00j$

LAB^*LAB^*

FRS15_90a; adapted (a) CIELAB data					
	$L^*=L^*_a$	a^*_a	b^*_a	$C^*_{ab,a}$	$h^*_{ab,a}$
r00j	35.47	56.92	27.12	63.05	25
r25j	39.12	49.04	44.45	66.19	42
r50j	50.64	35.19	58.33	68.13	59
r75j	64.01	19.11	74.45	76.87	76
j00g	83.18	-3.93	97.56	97.64	92
j25g	66.73	-26.86	74.66	79.35	110
j50g	54.03	-43.42	57.07	71.71	127
j75g	44.73	-54.21	38.33	66.4	145
g00b	47.59	-44.11	14.14	46.33	162
g25b	49.97	-35.68	-6.03	36.19	190
g50b	51.85	-29.05	-21.88	36.38	217
g75b	46.92	-15.53	-32.37	35.92	244
b00r	37.91	1.15	-38.05	38.08	272
b25r	23.81	27.31	-46.96	54.33	300
b50r	29.52	62.07	-37.87	72.72	329
b75r	36.48	64.24	-3.31	64.33	357



Input and output: Colorimetric Printer Reflective System FRS15_90a for relative CIELAB hue $h^* = lab^*h^* = h_{ab}/360 = 42/360 = 0.117$

data for any colour:

lab^*tch^* and lab^*icu^*

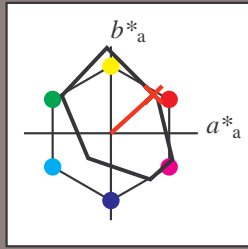
elementary hue text:

$u^* = r25j$

contrast reduction factor:

$c_R = 0.9$

triangle lightness t^*



FRS15_90; CIELAB data					
	$L^*=L^*$	a^*	b^*	C^*_{ab}	h^*_{ab}
O _M	35.06	54.41	35.65	65.05	33
Y _M	83.77	-4.03	92.72	92.8	92
L _M	44.13	-55.82	39.15	68.19	145
C _M	52.66	-25.66	-33.24	42.01	232
V _M	14.15	45.64	-56.26	72.45	309
M _M	37.37	71.17	-34.08	78.92	334
N _M	15.0	0.43	-3.22	3.26	278
W _M	90.0	0.62	-5.75	5.79	276
R _{CIE}	39.92	58.74	27.99	65.07	25
J _{CIE}	81.26	-2.88	71.56	71.62	92
G _{CIE}	52.23	-42.41	13.6	44.55	162
B _{CIE}	30.57	1.41	-46.46	46.49	272

Data for maximum colour (Ma):

$LAB^*LAB^*_Ma: 39\ 49\ 44$

$LAB^*LCH^*_Ma: 39\ 66\ 42$

$lab^*rgb^*_Ma: 1.0\ 0.25\ 0.0$

$lab^*olv^*_Ma: 1.0\ 0.08\ 0.0$

triangle lightness t^*

%Gamut

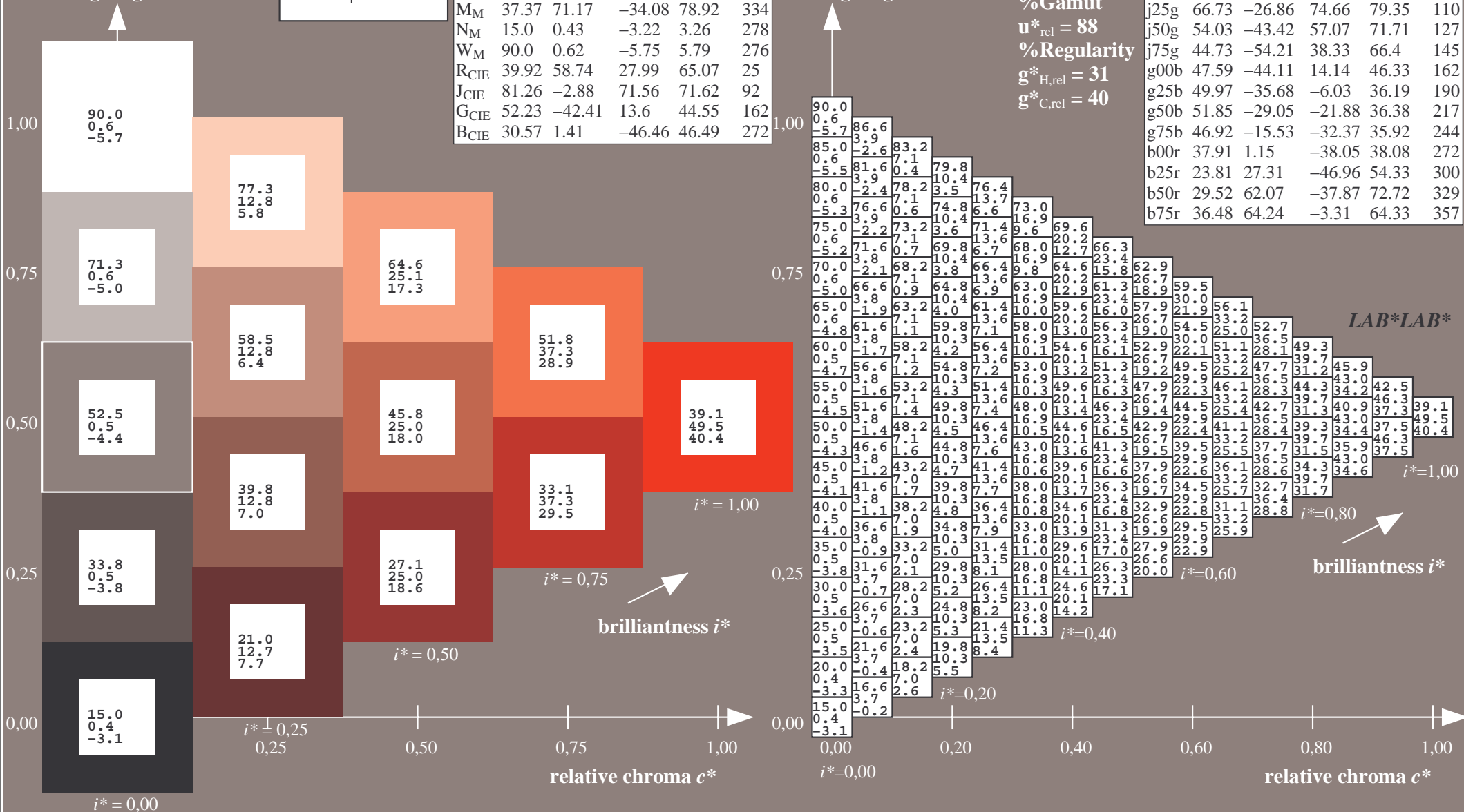
$u^*_{rel} = 88$

%Regularity

$g^*_{H,rel} = 31$

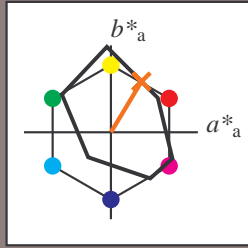
$g^*_{C,rel} = 40$

FRS15_90a; adapted (a) CIELAB data					
	$L^*=L^*_a$	a^*_a	b^*_a	$C^*_{ab,a}$	$h^*_{ab,a}$
r00j	35.47	56.92	27.12	63.05	25
r25j	39.12	49.04	44.45	66.19	42
r50j	50.64	35.19	58.33	68.13	59
r75j	64.01	19.11	74.45	76.87	76
j00g	83.18	-3.93	97.56	97.64	92
j25g	66.73	-26.86	74.66	79.35	110
j50g	54.03	-43.42	57.07	71.71	127
j75g	44.73	-54.21	38.33	66.4	145
g00b	47.59	-44.11	14.14	46.33	162
g25b	49.97	-35.68	-6.03	36.19	190
g50b	51.85	-29.05	-21.88	36.38	217
g75b	46.92	-15.53	-32.37	35.92	244
b00r	37.91	1.15	-38.05	38.08	272
b25r	23.81	27.31	-46.96	54.33	300
b50r	29.52	62.07	-37.87	72.72	329
b75r	36.48	64.24	-3.31	64.33	357



Input and output: Colorimetric Printer Reflective System FRS15_90a for relative CIELAB hue $h^* = lab^*h^* = h_{ab}/360 = 59/360 = 0.164$
 data for any colour:

lab^*tch^* and lab^*icu^*
 elementary hue text:
 $u^* = r50j$
 contrast reduction factor:
 $c_R = 0.9$
 triangle lightness t^*



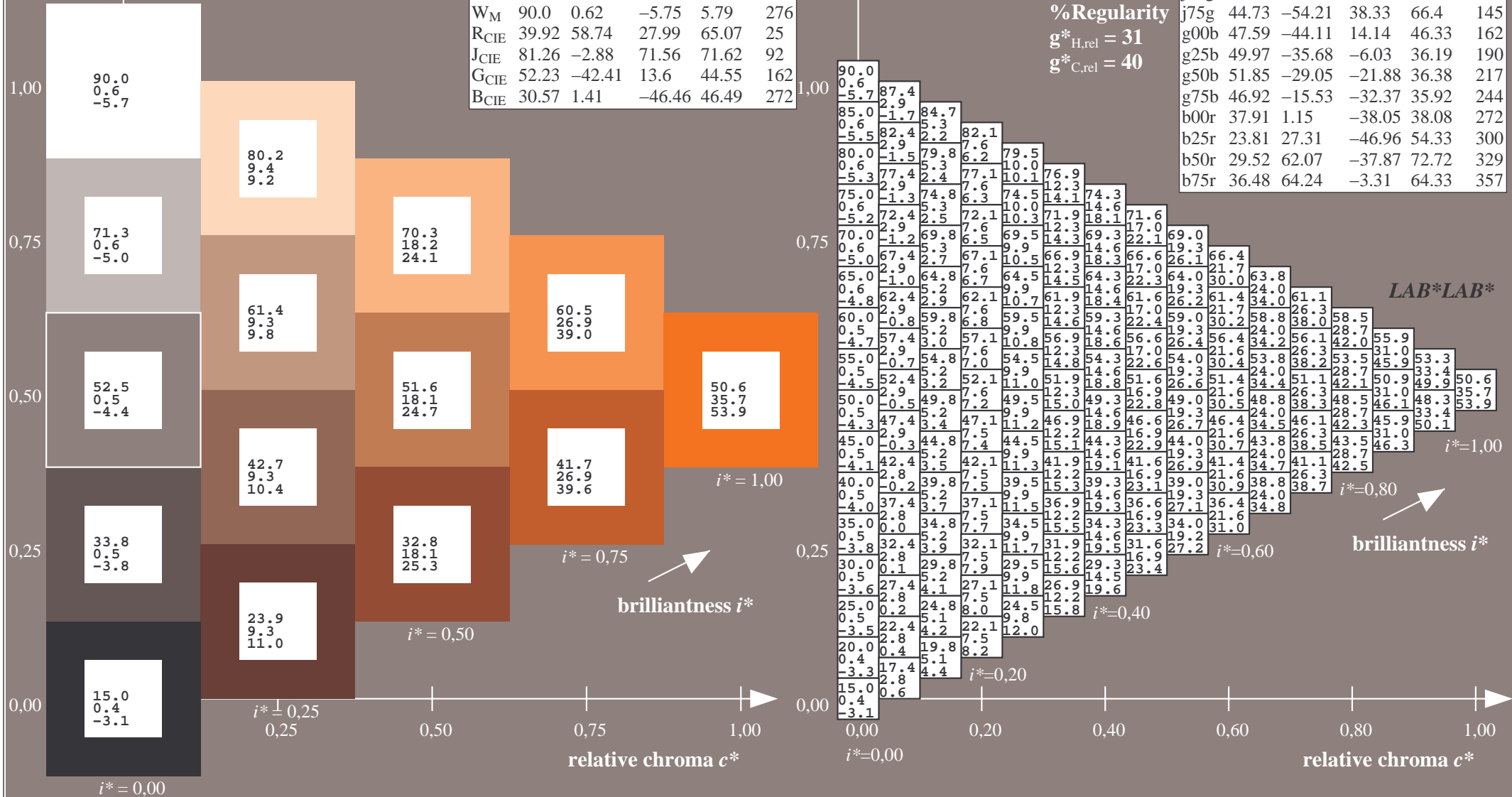
FRS15_90; CIELAB data					
	$L^*=L^*$	a^*	b^*	C^*_{ab}	h^*_{ab}
O _M	35.06	54.41	35.65	65.05	33
Y _M	83.77	-4.03	92.72	92.8	92
L _M	44.13	-55.82	39.15	68.19	145
C _M	52.66	-25.66	-33.24	42.01	232
V _M	14.15	45.64	-56.26	72.45	309
M _M	37.37	71.17	-34.08	78.92	334
N _M	15.0	0.43	-3.22	3.26	278
W _M	90.0	0.62	-5.75	5.79	276
R _{CIE}	39.92	58.74	27.99	65.07	25
J _{CIE}	81.26	-2.88	71.56	71.62	92
G _{CIE}	52.23	-42.41	13.6	44.55	162
B _{CIE}	30.57	1.41	-46.46	46.49	272

Data for maximum colour (Ma):

$LAB^*LAB^*_{Ma}$: 51 35 58
 $LAB^*LCH^*_{Ma}$: 51 68 59
 $lab^*rgb^*_{Ma}$: 1.0 0.5 0.0
 $lab^*olv^*_{Ma}$: 1.0 0.32 0.0

$u^* = r50j$
 LAB^*LAB^*

FRS15_90a; adapted (a) CIELAB data					
	$L^*=L^*_a$	a^*_a	b^*_a	$C^*_{ab,a}$	$h^*_{ab,a}$
r00j	35.47	56.92	27.12	63.05	25
r25j	39.12	49.04	44.45	66.19	42
r50j	50.64	35.19	58.33	68.13	59
r75j	64.01	19.11	74.45	76.87	76
j00g	83.18	-3.93	97.56	97.64	92
j25g	66.73	-26.86	74.66	79.35	110
j50g	54.03	-43.42	57.07	71.71	127
j75g	44.73	-54.21	38.33	66.4	145
g00b	47.59	-44.11	14.14	46.33	162
g25b	49.97	-35.68	-6.03	36.19	190
g50b	51.85	-29.05	-21.88	36.38	217
g75b	46.92	-15.53	-32.37	35.92	244
b00r	37.91	1.15	-38.05	38.08	272
b25r	23.81	27.31	-46.96	54.33	300
b50r	29.52	62.07	-37.87	72.72	329
b75r	36.48	64.24	-3.31	64.33	357



Input and output: Colorimetric Printer Reflective System FRS15_90a for relative CIELAB hue $h^* = lab^*h^* = h_{ab}/360 = 76/360 = 0.21$

data for any colour:

lab^*tch^* and lab^*icu^*

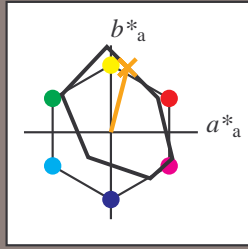
elementary hue text:

$u^* = r75j$

contrast reduction factor:

$c_R = 0.9$

triangle lightness t^*



FRS15_90; CIELAB data					
	$L^*=L^*$	a^*	b^*	C^*_{ab}	h^*_{ab}
O _M	35.06	54.41	35.65	65.05	33
Y _M	83.77	-4.03	92.72	92.8	92
L _M	44.13	-55.82	39.15	68.19	145
C _M	52.66	-25.66	-33.24	42.01	232
V _M	14.15	45.64	-56.26	72.45	309
M _M	37.37	71.17	-34.08	78.92	334
N _M	15.0	0.43	-3.22	3.26	278
W _M	90.0	0.62	-5.75	5.79	276
R _{CIE}	39.92	58.74	27.99	65.07	25
J _{CIE}	81.26	-2.88	71.56	71.62	92
G _{CIE}	52.23	-42.41	13.6	44.55	162
B _{CIE}	30.57	1.41	-46.46	46.49	272

Data for maximum colour (Ma):

$LAB^*LAB^*_{Ma}: 64\ 19\ 74$

$LAB^*LCH^*_{Ma}: 64\ 77\ 76$

$lab^*rgb^*_{Ma}: 1.0\ 0.75\ 0.0$

$lab^*olv^*_{Ma}: 1.0\ 0.59\ 0.0$

triangle lightness t^*

%Gamut

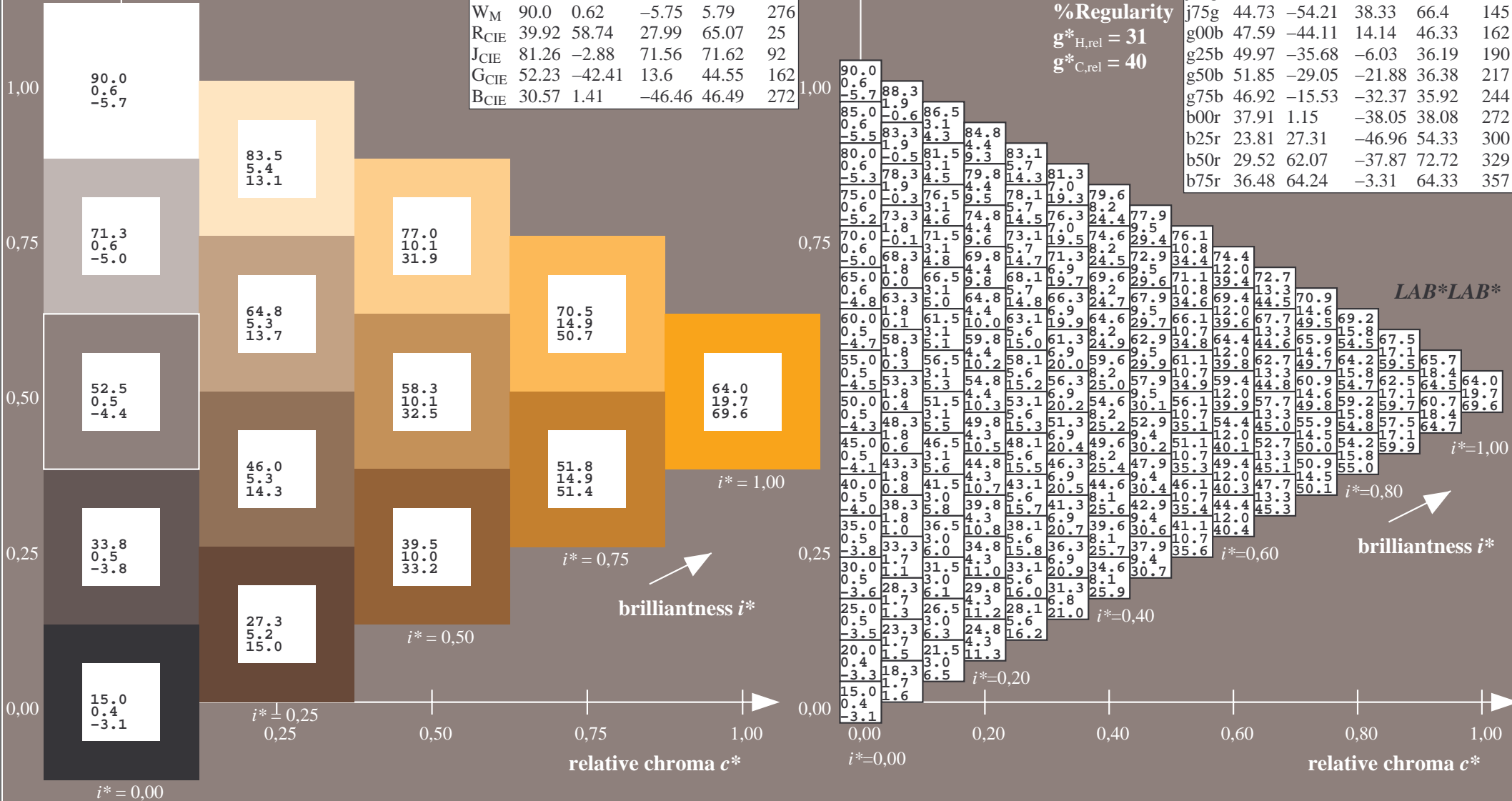
$u^*_{rel} = 88$

%Regularity

$g^*_{H,rel} = 31$

$g^*_{C,rel} = 40$

FRS15_90a; adapted (a) CIELAB data					
	$L^*=L^*_a$	a^*_a	b^*_a	$C^*_{ab,a}$	$h^*_{ab,a}$
r00j	35.47	56.92	27.12	63.05	25
r25j	39.12	49.04	44.45	66.19	42
r50j	50.64	35.19	58.33	68.13	59
r75j	64.01	19.11	74.45	76.87	76
j00g	83.18	-3.93	97.56	97.64	92
j25g	66.73	-26.86	74.66	79.35	110
j50g	54.03	-43.42	57.07	71.71	127
j75g	44.73	-54.21	38.33	66.4	145
g00b	47.59	-44.11	14.14	46.33	162
g25b	49.97	-35.68	-6.03	36.19	190
g50b	51.85	-29.05	-21.88	36.38	217
g75b	46.92	-15.53	-32.37	35.92	244
b00r	37.91	1.15	-38.05	38.08	272
b25r	23.81	27.31	-46.96	54.33	300
b50r	29.52	62.07	-37.87	72.72	329
b75r	36.48	64.24	-3.31	64.33	357



Input and output: Colorimetric Printer Reflective System FRS15_90a for relative CIELAB hue $h^* = lab^*h^* = h_{ab}/360 = 92/360 = 0.256$

data for any colour:

lab^*tch^* and lab^*icu^*

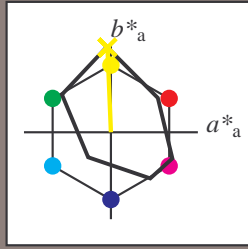
elementary hue text:

$u^* = j00g$

contrast reduction factor:

$c_R = 0.9$

triangle lightness t^*



FRS15_90; CIELAB data					
	$L^*=L^*$	a^*	b^*	C^*_{ab}	h^*_{ab}
O _M	35.06	54.41	35.65	65.05	33
Y _M	83.77	-4.03	92.72	92.8	92
L _M	44.13	-55.82	39.15	68.19	145
C _M	52.66	-25.66	-33.24	42.01	232
V _M	14.15	45.64	-56.26	72.45	309
M _M	37.37	71.17	-34.08	78.92	334
N _M	15.0	0.43	-3.22	3.26	278
W _M	90.0	0.62	-5.75	5.79	276
R _{CIE}	39.92	58.74	27.99	65.07	25
J _{CIE}	81.26	-2.88	71.56	71.62	92
G _{CIE}	52.23	-42.41	13.6	44.55	162
B _{CIE}	30.57	1.41	-46.46	46.49	272

Data for maximum colour (Ma):

$LAB^*LAB^*_Ma: 83 -3 98$

$LAB^*LCH^*_Ma: 83 98 92$

$lab^*rgb^*_Ma: 1.0 1.0 0.0$

$lab^*olv^*_Ma: 1.0 0.99 0.0$

triangle lightness t^*

%Gamut

$u^*_{rel} = 88$

%Regularity

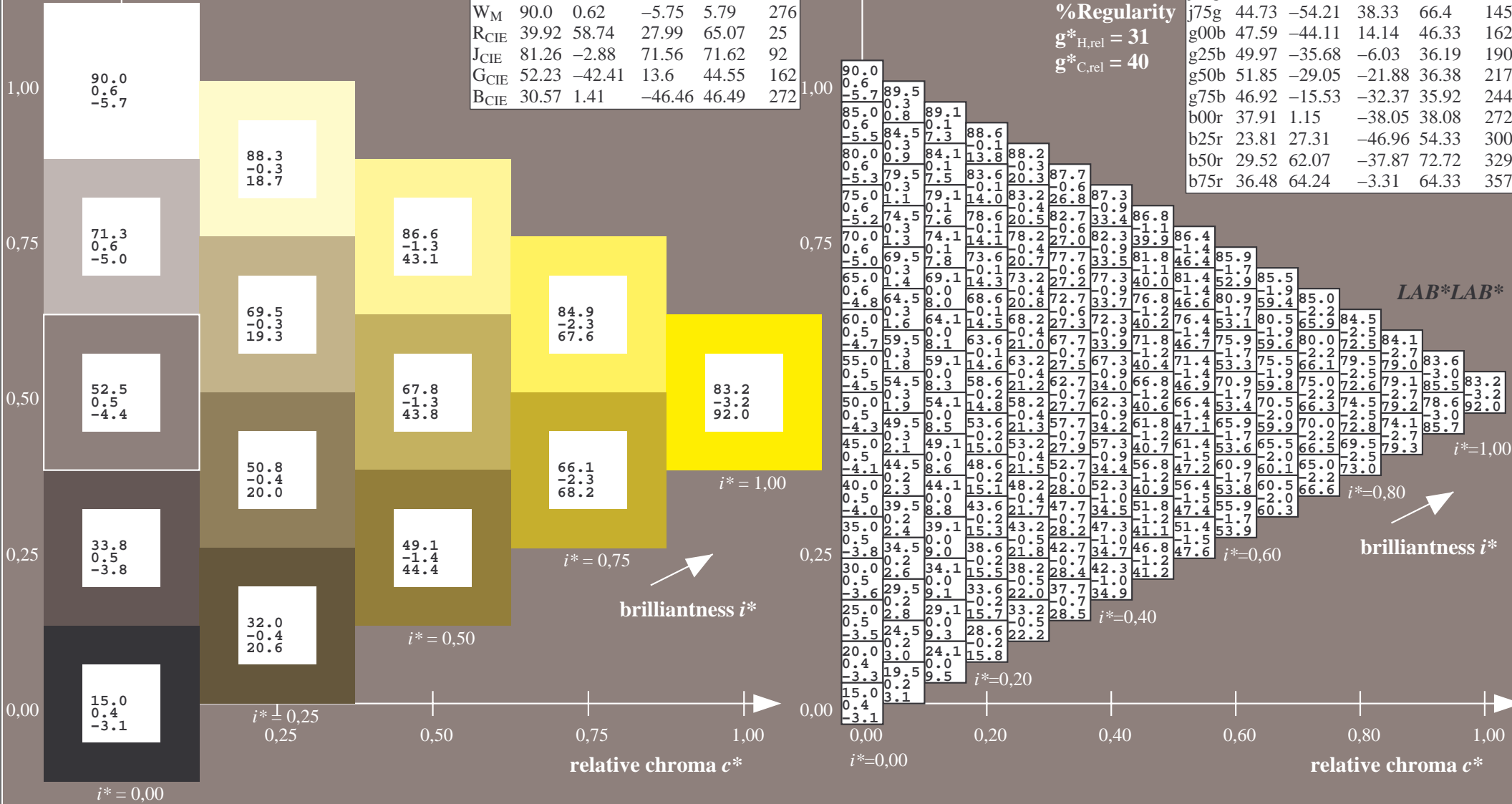
$g^*_{H,rel} = 31$

$g^*_{C,rel} = 40$

$u^* = j00g$

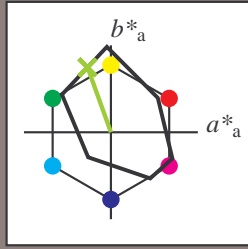
LAB^*LAB^*

FRS15_90a; adapted (a) CIELAB data					
	$L^*=L^*_a$	a^*_a	b^*_a	$C^*_{ab,a}$	$h^*_{ab,a}$
r00j	35.47	56.92	27.12	63.05	25
r25j	39.12	49.04	44.45	66.19	42
r50j	50.64	35.19	58.33	68.13	59
r75j	64.01	19.11	74.45	76.87	76
j00g	83.18	-3.93	97.56	97.64	92
j25g	66.73	-26.86	74.66	79.35	110
j50g	54.03	-43.42	57.07	71.71	127
j75g	44.73	-54.21	38.33	66.4	145
g00b	47.59	-44.11	14.14	46.33	162
g25b	49.97	-35.68	-6.03	36.19	190
g50b	51.85	-29.05	-21.88	36.38	217
g75b	46.92	-15.53	-32.37	35.92	244
b00r	37.91	1.15	-38.05	38.08	272
b25r	23.81	27.31	-46.96	54.33	300
b50r	29.52	62.07	-37.87	72.72	329
b75r	36.48	64.24	-3.31	64.33	357



Input and output: Colorimetric Printer Reflective System FRS15_90a for relative CIELAB hue $h^* = lab^*h^* = h_{ab}/360 = 110/360 = 0.305$
 data for any colour:

lab^*tch^* and lab^*icu^*
 elementary hue text:
 $u^* = j25g$
 contrast reduction factor:
 $c_R = 0.9$
 triangle lightness t^*



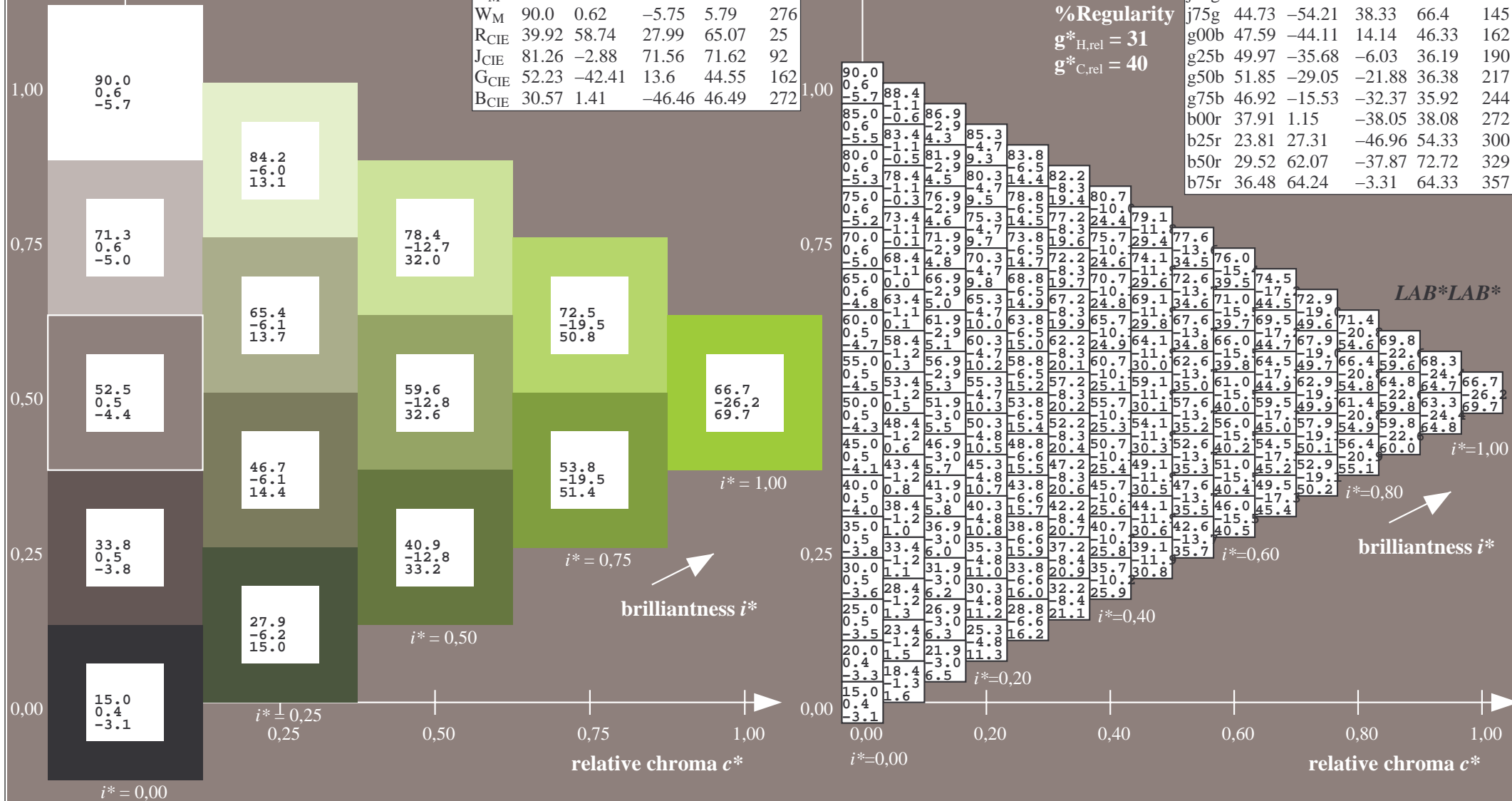
FRS15_90; CIELAB data					
	$L^*=L^*$	a^*	b^*	C^*_{ab}	h^*_{ab}
O _M	35.06	54.41	35.65	65.05	33
Y _M	83.77	-4.03	92.72	92.8	92
L _M	44.13	-55.82	39.15	68.19	145
C _M	52.66	-25.66	-33.24	42.01	232
V _M	14.15	45.64	-56.26	72.45	309
M _M	37.37	71.17	-34.08	78.92	334
N _M	15.0	0.43	-3.22	3.26	278
W _M	90.0	0.62	-5.75	5.79	276
R _{CIÉ}	39.92	58.74	27.99	65.07	25
J _{CIÉ}	81.26	-2.88	71.56	71.62	92
G _{CIÉ}	52.23	-42.41	13.6	44.55	162
B _{CIÉ}	30.57	1.41	-46.46	46.49	272

Data for maximum colour (Ma):

$LAB^*LAB^*_{Ma}: 67 -26 75$
 $LAB^*LCH^*_{Ma}: 67 79 110$
 $lab^*rgb^*_{Ma}: 0.75 1.0 0.0$
 $lab^*olv^*_{Ma}: 0.57 1.0 0.0$

$u^* = j25g$
 LAB^*LAB^*

FRS15_90a; adapted (a) CIELAB data					
	$L^*=L^*_a$	a^*_a	b^*_a	$C^*_{ab,a}$	$h^*_{ab,a}$
r00j	35.47	56.92	27.12	63.05	25
r25j	39.12	49.04	44.45	66.19	42
r50j	50.64	35.19	58.33	68.13	59
r75j	64.01	19.11	74.45	76.87	76
j00g	83.18	-3.93	97.56	97.64	92
j25g	66.73	-26.86	74.66	79.35	110
j50g	54.03	-43.42	57.07	71.71	127
j75g	44.73	-54.21	38.33	66.4	145
g00b	47.59	-44.11	14.14	46.33	162
g25b	49.97	-35.68	-6.03	36.19	190
g50b	51.85	-29.05	-21.88	36.38	217
g75b	46.92	-15.53	-32.37	35.92	244
b00r	37.91	1.15	-38.05	38.08	272
b25r	23.81	27.31	-46.96	54.33	300
b50r	29.52	62.07	-37.87	72.72	329
b75r	36.48	64.24	-3.31	64.33	357



%Gamut
 $u^*_{rel} = 88$
 %Regularity
 $g^*_{H,rel} = 31$
 $g^*_{C,rel} = 40$

Input and output: Colorimetric Printer Reflective System FRS15_90a for relative CIELAB hue $h^* = lab^*h^* = h_{ab}/360 = 127/360 = 0.354$

data for any colour:

lab^*tch^* and lab^*icu^*

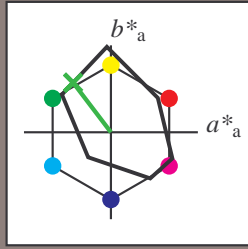
elementary hue text:

$u^* = j50g$

contrast reduction factor:

$c_R = 0.9$

triangle lightness t^*



FRS15_90; CIELAB data					
	$L^*=L^*$	a^*	b^*	C^*_{ab}	h^*_{ab}
O _M	35.06	54.41	35.65	65.05	33
Y _M	83.77	-4.03	92.72	92.8	92
L _M	44.13	-55.82	39.15	68.19	145
C _M	52.66	-25.66	-33.24	42.01	232
V _M	14.15	45.64	-56.26	72.45	309
M _M	37.37	71.17	-34.08	78.92	334
N _M	15.0	0.43	-3.22	3.26	278
W _M	90.0	0.62	-5.75	5.79	276
R _{CIE}	39.92	58.74	27.99	65.07	25
J _{CIE}	81.26	-2.88	71.56	71.62	92
G _{CIE}	52.23	-42.41	13.6	44.55	162
B _{CIE}	30.57	1.41	-46.46	46.49	272

Data for maximum colour (Ma):

$LAB^*LAB^*_{Ma}: 54 -42 57$

$LAB^*LCH^*_{Ma}: 54 72 127$

$lab^*rgb^*_{Ma}: 0.5 1.0 0.0$

$lab^*olv^*_{Ma}: 0.25 1.0 0.0$

triangle lightness t^*

%Gamut

$u^*_{rel} = 88$

%Regularity

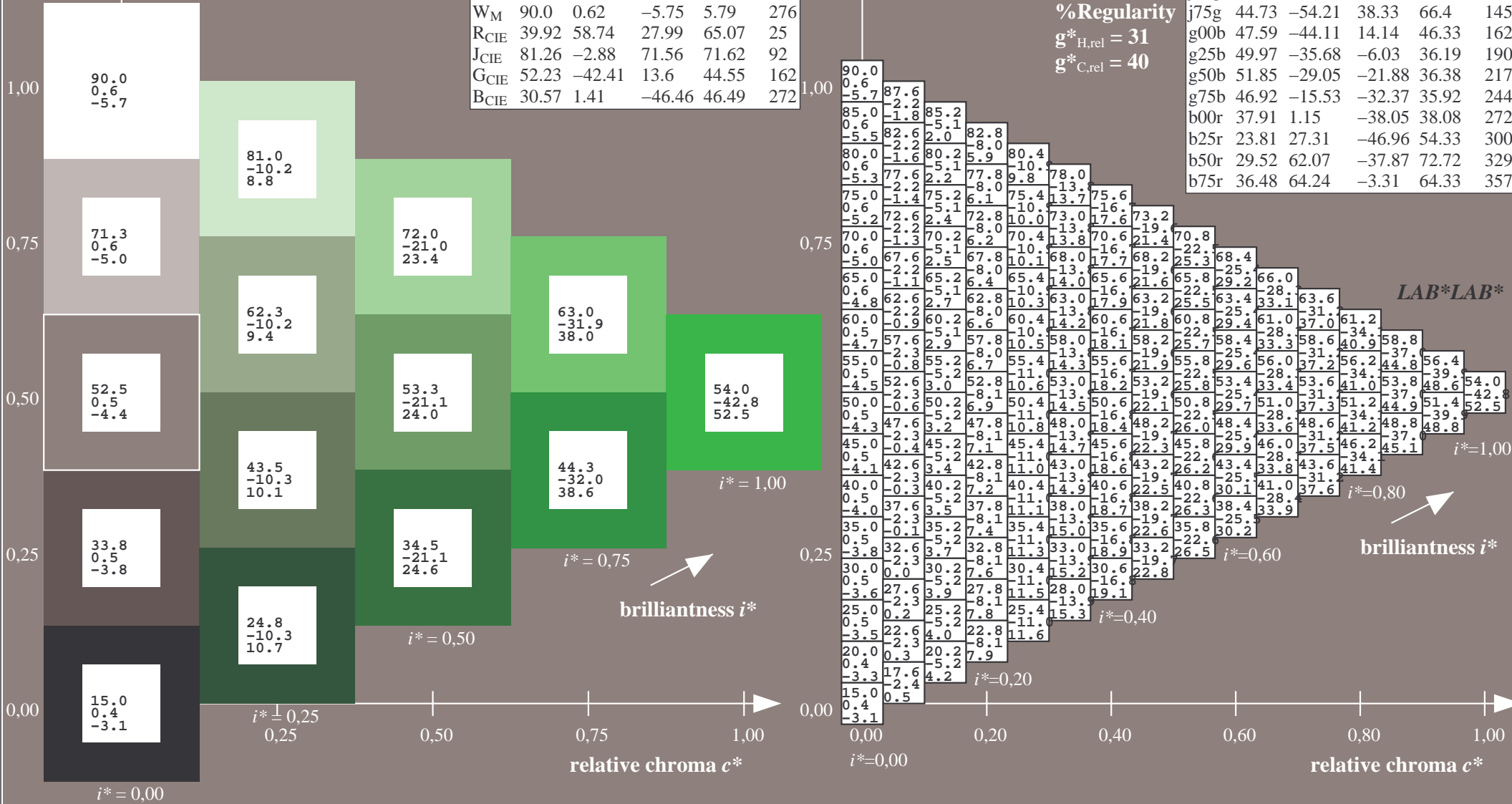
$g^*_{H,rel} = 31$

$g^*_{C,rel} = 40$

$u^* = j50g$

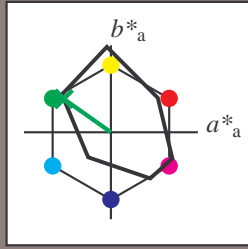
LAB^*LAB^*

FRS15_90a; adapted (a) CIELAB data					
	$L^*=L^*_a$	a^*_a	b^*_a	$C^*_{ab,a}$	$h^*_{ab,a}$
r00j	35.47	56.92	27.12	63.05	25
r25j	39.12	49.04	44.45	66.19	42
r50j	50.64	35.19	58.33	68.13	59
r75j	64.01	19.11	74.45	76.87	76
j00g	83.18	-3.93	97.56	97.64	92
j25g	66.73	-26.86	74.66	79.35	110
j50g	54.03	-43.42	57.07	71.71	127
j75g	44.73	-54.21	38.33	66.4	145
g00b	47.59	-44.11	14.14	46.33	162
g25b	49.97	-35.68	-6.03	36.19	190
g50b	51.85	-29.05	-21.88	36.38	217
g75b	46.92	-15.53	-32.37	35.92	244
b00r	37.91	1.15	-38.05	38.08	272
b25r	23.81	27.31	-46.96	54.33	300
b50r	29.52	62.07	-37.87	72.72	329
b75r	36.48	64.24	-3.31	64.33	357



Input and output: Colorimetric Printer Reflective System FRS15_90a for relative CIELAB hue $h^* = lab^*h^* = h_{ab}/360 = 145/360 = 0.402$
 data for any colour:

lab^*tch^* and lab^*icu^*
 elementary hue text:
 $u^* = j75g$
 contrast reduction factor:
 $c_R = 0.9$
 triangle lightness t^*



FRS15_90; CIELAB data

	$L^*=L^*$	a^*	b^*	C^*_{ab}	h^*_{ab}
O _M	35.06	54.41	35.65	65.05	33
Y _M	83.77	-4.03	92.72	92.8	92
L _M	44.13	-55.82	39.15	68.19	145
C _M	52.66	-25.66	-33.24	42.01	232
V _M	14.15	45.64	-56.26	72.45	309
M _M	37.37	71.17	-34.08	78.92	334
N _M	15.0	0.43	-3.22	3.26	278
W _M	90.0	0.62	-5.75	5.79	276
R _{CIIE}	39.92	58.74	27.99	65.07	25
J _{CIIE}	81.26	-2.88	71.56	71.62	92
G _{CIIE}	52.23	-42.41	13.6	44.55	162
B _{CIIE}	30.57	1.41	-46.46	46.49	272

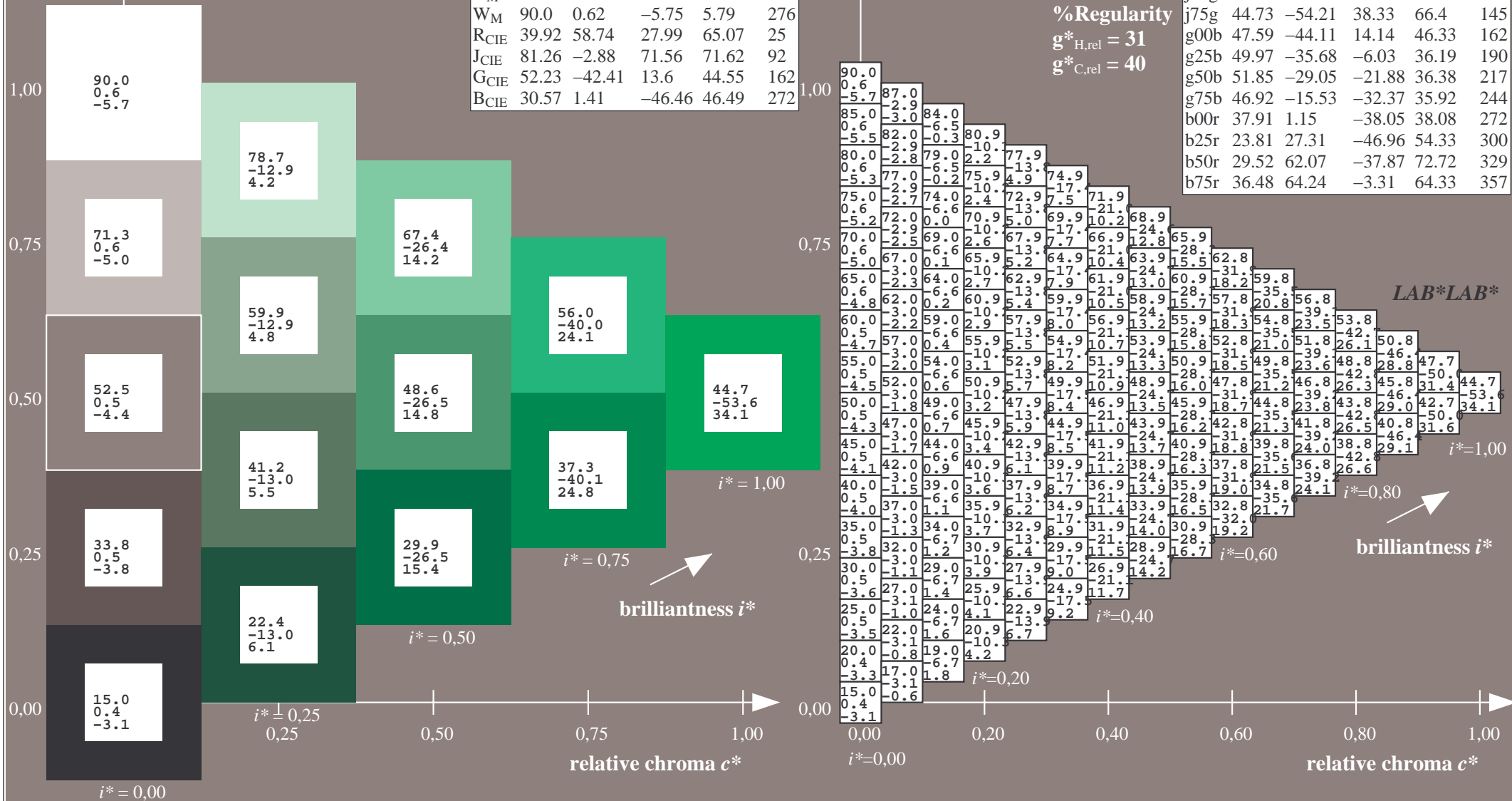
Data for maximum colour (Ma):

$LAB^*LAB^*_{Ma}$: 45 -53 38
 $LAB^*LCH^*_{Ma}$: 45 66 145
 $lab^*rgb^*_{Ma}$: 0.25 1.0 0.0
 $lab^*olv^*_{Ma}$: 0.0 1.0 0.07

$u^* = j75g$
 LAB^*LAB^*

FRS15_90a; adapted (a) CIELAB data

	$L^*=L^*_a$	a^*_a	b^*_a	$C^*_{ab,a}$	$h^*_{ab,a}$
r00j	35.47	56.92	27.12	63.05	25
r25j	39.12	49.04	44.45	66.19	42
r50j	50.64	35.19	58.33	68.13	59
r75j	64.01	19.11	74.45	76.87	76
j00g	83.18	-3.93	97.56	97.64	92
j25g	66.73	-26.86	74.66	79.35	110
j50g	54.03	-43.42	57.07	71.71	127
j75g	44.73	-54.21	38.33	66.4	145
g00b	47.59	-44.11	14.14	46.33	162
g25b	49.97	-35.68	-6.03	36.19	190
g50b	51.85	-29.05	-21.88	36.38	217
g75b	46.92	-15.53	-32.37	35.92	244
b00r	37.91	1.15	-38.05	38.08	272
b25r	23.81	27.31	-46.96	54.33	300
b50r	29.52	62.07	-37.87	72.72	329
b75r	36.48	64.24	-3.31	64.33	357



Input and output: Colorimetric Printer Reflective System FRS15_90a for relative CIELAB hue $h^* = lab^*h^* = h_{ab}/360 = 162/360 = 0.451$

data for any colour:

lab^*tch^* and lab^*icu^*

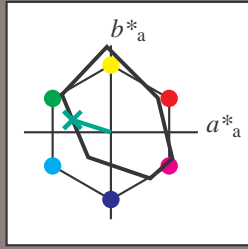
elementary hue text:

$u^* = g00b$

contrast reduction factor:

$c_R = 0.9$

triangle lightness t^*



FRS15_90; CIELAB data					
	$L^*=L^*$	a^*	b^*	C^*_{ab}	h^*_{ab}
O _M	35.06	54.41	35.65	65.05	33
Y _M	83.77	-4.03	92.72	92.8	92
L _M	44.13	-55.82	39.15	68.19	145
C _M	52.66	-25.66	-33.24	42.01	232
V _M	14.15	45.64	-56.26	72.45	309
M _M	37.37	71.17	-34.08	78.92	334
N _M	15.0	0.43	-3.22	3.26	278
W _M	90.0	0.62	-5.75	5.79	276
R _{CIE}	39.92	58.74	27.99	65.07	25
J _{CIE}	81.26	-2.88	71.56	71.62	92
G _{CIE}	52.23	-42.41	13.6	44.55	162
B _{CIE}	30.57	1.41	-46.46	46.49	272

Data for maximum colour (Ma):

$LAB^*LAB^*_{Ma}: 48 -43 14$

$LAB^*LCH^*_{Ma}: 48 46 162$

$lab^*rgb^*_{Ma}: 0.0 1.0 0.0$

$lab^*olv^*_{Ma}: 0.0 1.0 0.41$

triangle lightness t^*

%Gamut

$u^*_{rel} = 88$

%Regularity

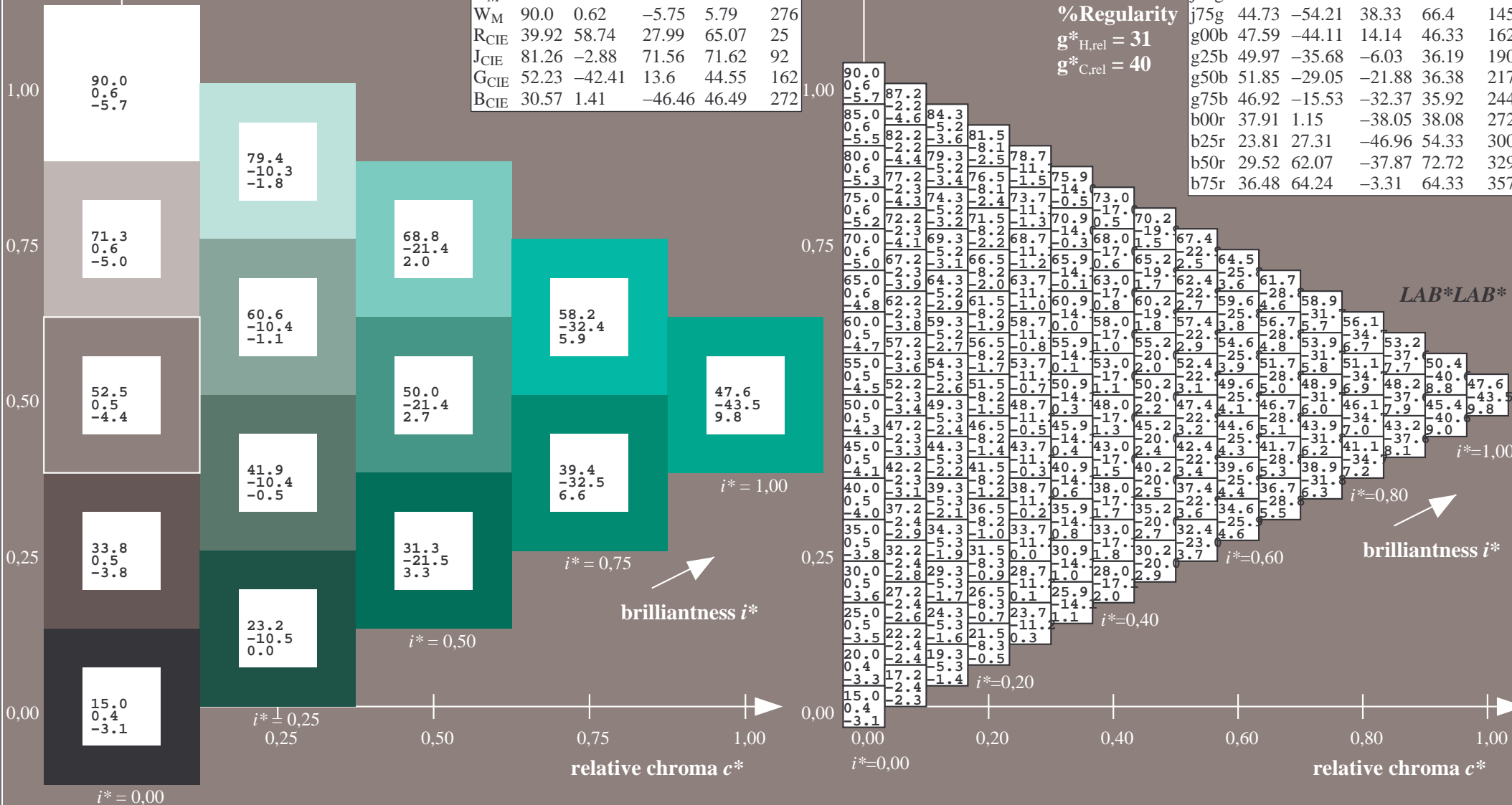
$g^*_{H,rel} = 31$

$g^*_{C,rel} = 40$

$u^* = g00b$

LAB^*LAB^*

FRS15_90a; adapted (a) CIELAB data					
	$L^*=L^*_a$	a^*_a	b^*_a	$C^*_{ab,a}$	$h^*_{ab,a}$
r00j	35.47	56.92	27.12	63.05	25
r25j	39.12	49.04	44.45	66.19	42
r50j	50.64	35.19	58.33	68.13	59
r75j	64.01	19.11	74.45	76.87	76
j00g	83.18	-3.93	97.56	97.64	92
j25g	66.73	-26.86	74.66	79.35	110
j50g	54.03	-43.42	57.07	71.71	127
j75g	44.73	-54.21	38.33	66.4	145
g00b	47.59	-44.11	14.14	46.33	162
g25b	49.97	-35.68	-6.03	36.19	190
g50b	51.85	-29.05	-21.88	36.38	217
g75b	46.92	-15.53	-32.37	35.92	244
b00r	37.91	1.15	-38.05	38.08	272
b25r	23.81	27.31	-46.96	54.33	300
b50r	29.52	62.07	-37.87	72.72	329
b75r	36.48	64.24	-3.31	64.33	357



Input and output: Colorimetric Printer Reflective System FRS15_90a for relative CIELAB hue $h^* = lab^*h^* = h_{ab}/360 = 190/360 = 0.527$

$u^* = g25b$

data for any colour:

LAB*LAB*

lab^*tch^* and lab^*icu^*

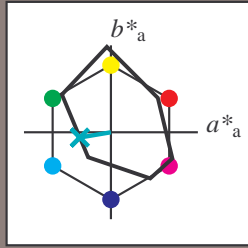
elementary hue text:

$u^* = g25b$

contrast reduction factor:

$c_R = 0.9$

triangle lightness t^*



FRS15_90; CIELAB data					
	$L^*=L^*$	a^*	b^*	C^*_{ab}	h^*_{ab}
O _M	35.06	54.41	35.65	65.05	33
Y _M	83.77	-4.03	92.72	92.8	92
L _M	44.13	-55.82	39.15	68.19	145
C _M	52.66	-25.66	-33.24	42.01	232
V _M	14.15	45.64	-56.26	72.45	309
M _M	37.37	71.17	-34.08	78.92	334
N _M	15.0	0.43	-3.22	3.26	278
W _M	90.0	0.62	-5.75	5.79	276
R _{CIE}	39.92	58.74	27.99	65.07	25
J _{CIE}	81.26	-2.88	71.56	71.62	92
G _{CIE}	52.23	-42.41	13.6	44.55	162
B _{CIE}	30.57	1.41	-46.46	46.49	272

Data for maximum colour (Ma):

LAB*LAB*_{Ma}: 50 -35 -5

LAB*LCH*_{Ma}: 50 36 190

lab*rgb*_{Ma}: 0.0 1.0 0.5

lab*olv*_{Ma}: 0.0 1.0 0.69

triangle lightness t^*

%Gamut

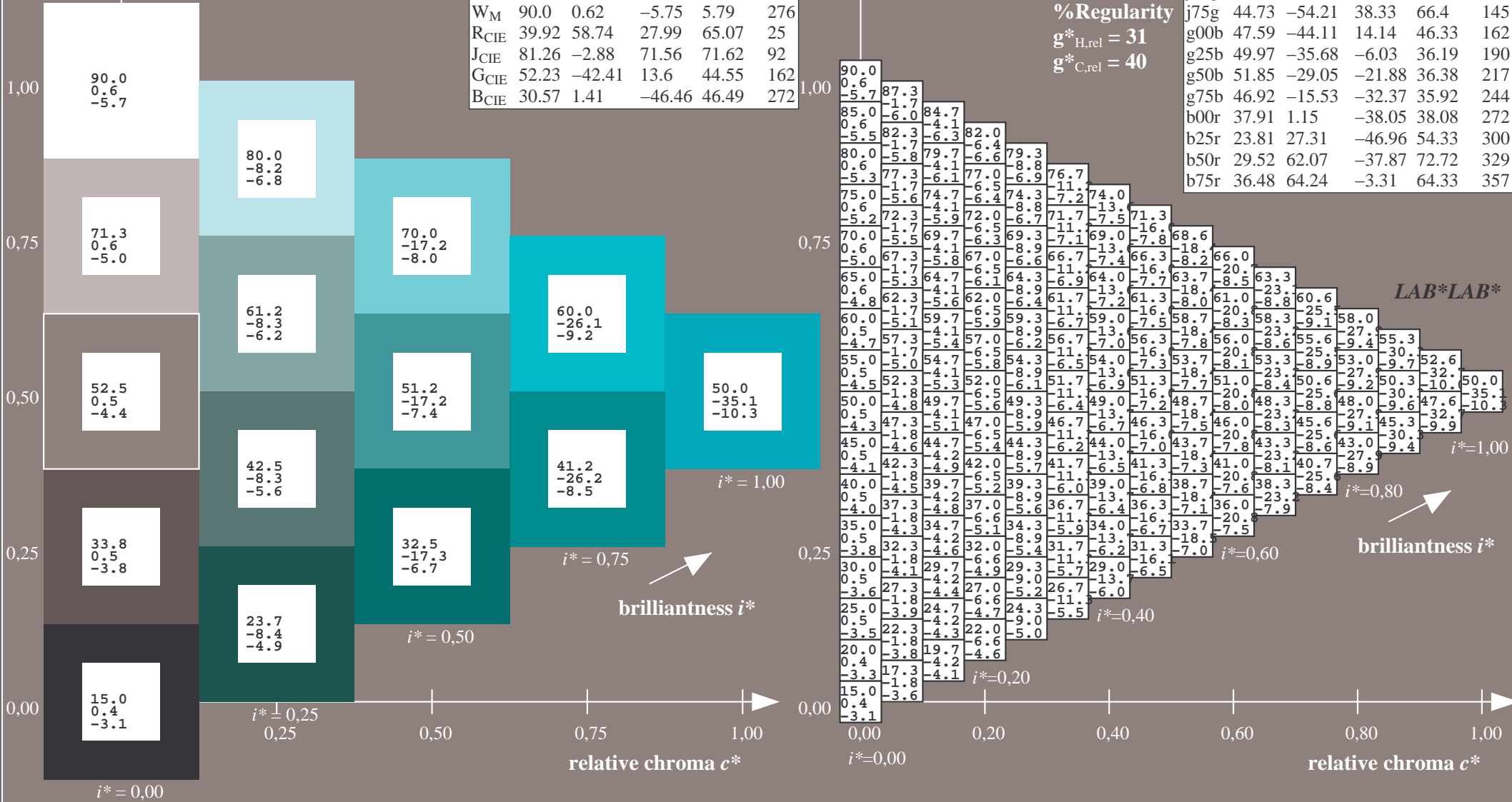
$u^*_{rel} = 88$

%Regularity

$g^*_{H,rel} = 31$

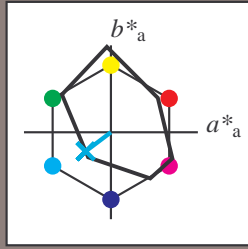
$g^*_{C,rel} = 40$

FRS15_90a; adapted (a) CIELAB data					
	$L^*=L^*_a$	a^*_a	b^*_a	$C^*_{ab,a}$	$h^*_{ab,a}$
r00j	35.47	56.92	27.12	63.05	25
r25j	39.12	49.04	44.45	66.19	42
r50j	50.64	35.19	58.33	68.13	59
r75j	64.01	19.11	74.45	76.87	76
j00g	83.18	-3.93	97.56	97.64	92
j25g	66.73	-26.86	74.66	79.35	110
j50g	54.03	-43.42	57.07	71.71	127
j75g	44.73	-54.21	38.33	66.4	145
g00b	47.59	-44.11	14.14	46.33	162
g25b	49.97	-35.68	-6.03	36.19	190
g50b	51.85	-29.05	-21.88	36.38	217
g75b	46.92	-15.53	-32.37	35.92	244
b00r	37.91	1.15	-38.05	38.08	272
b25r	23.81	27.31	-46.96	54.33	300
b50r	29.52	62.07	-37.87	72.72	329
b75r	36.48	64.24	-3.31	64.33	357



Input and output: Colorimetric Printer Reflective System FRS15_90a for relative CIELAB hue $h^* = lab^*h^* = h_{ab}/360 = 217/360 = 0.603$
 data for any colour:

lab^*tch^* and lab^*icu^*
 elementary hue text:
 $u^* = g50b$
 contrast reduction factor:
 $c_R = 0.9$
 triangle lightness t^*

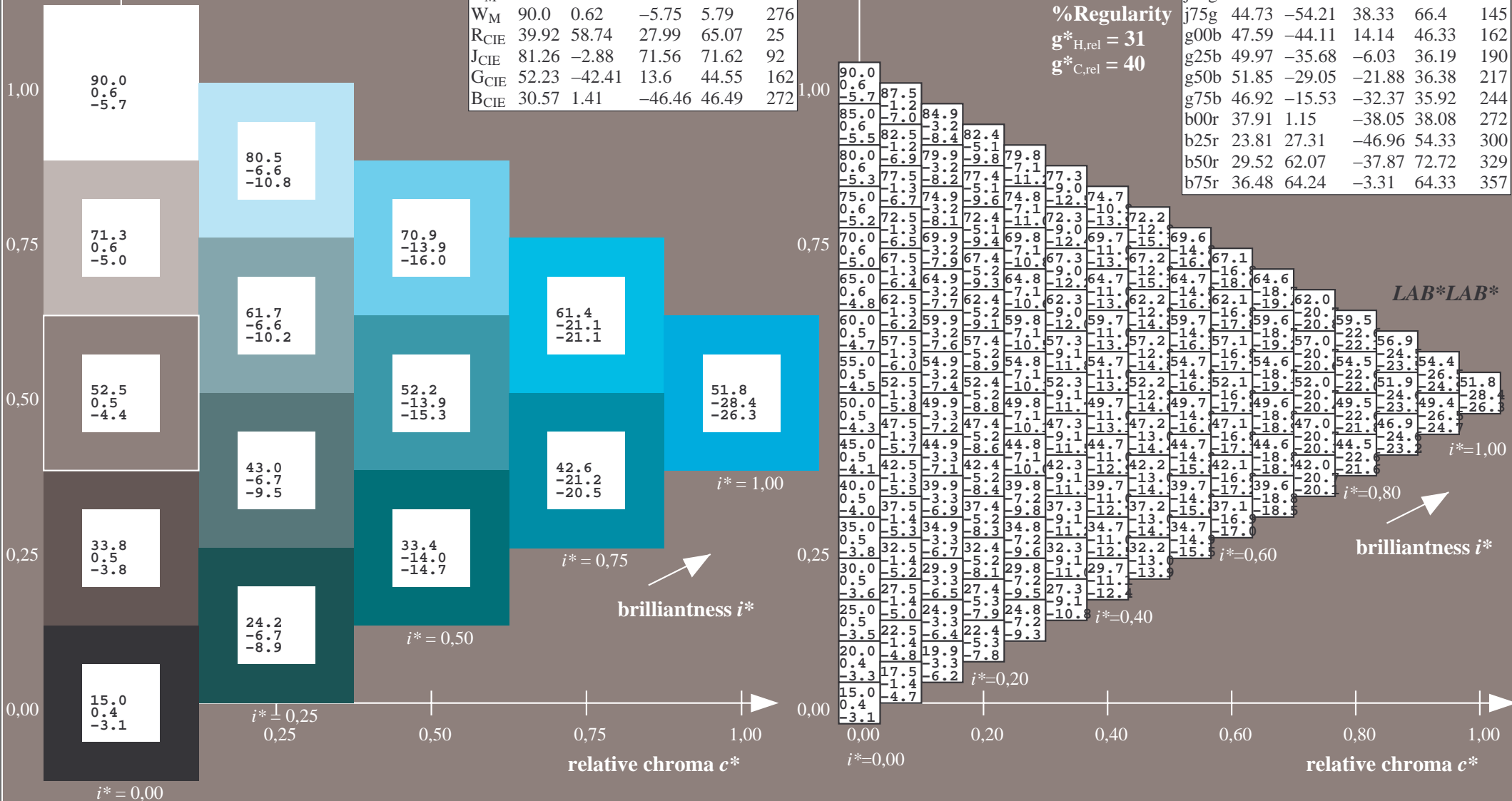


FRS15_90; CIELAB data					
	$L^*=L^*$	a^*	b^*	C^*_{ab}	h^*_{ab}
O _M	35.06	54.41	35.65	65.05	33
Y _M	83.77	-4.03	92.72	92.8	92
L _M	44.13	-55.82	39.15	68.19	145
C _M	52.66	-25.66	-33.24	42.01	232
V _M	14.15	45.64	-56.26	72.45	309
M _M	37.37	71.17	-34.08	78.92	334
N _M	15.0	0.43	-3.22	3.26	278
W _M	90.0	0.62	-5.75	5.79	276
R _{CIE}	39.92	58.74	27.99	65.07	25
J _{CIE}	81.26	-2.88	71.56	71.62	92
G _{CIE}	52.23	-42.41	13.6	44.55	162
B _{CIE}	30.57	1.41	-46.46	46.49	272

Data for maximum colour (Ma):

$LAB^*LAB^*_{Ma}$: 52 -28 -21
 $LAB^*LCH^*_{Ma}$: 52 36 217
 $lab^*rgb^*_{Ma}$: 0.0 1.0 1.0
 $lab^*olv^*_{Ma}$: 0.0 1.0 0.9

FRS15_90a; adapted (a) CIELAB data					
	$L^*=L^*_a$	a^*_a	b^*_a	$C^*_{ab,a}$	$h^*_{ab,a}$
r00j	35.47	56.92	27.12	63.05	25
r25j	39.12	49.04	44.45	66.19	42
r50j	50.64	35.19	58.33	68.13	59
r75j	64.01	19.11	74.45	76.87	76
j00g	83.18	-3.93	97.56	97.64	92
j25g	66.73	-26.86	74.66	79.35	110
j50g	54.03	-43.42	57.07	71.71	127
j75g	44.73	-54.21	38.33	66.4	145
g00b	47.59	-44.11	14.14	46.33	162
g25b	49.97	-35.68	-6.03	36.19	190
g50b	51.85	-29.05	-21.88	36.38	217
g75b	46.92	-15.53	-32.37	35.92	244
b00r	37.91	1.15	-38.05	38.08	272
b25r	23.81	27.31	-46.96	54.33	300
b50r	29.52	62.07	-37.87	72.72	329
b75r	36.48	64.24	-3.31	64.33	357



%Gamut
 $u^*_{rel} = 88$
 %Regularity
 $g^*_{H,rel} = 31$
 $g^*_{C,rel} = 40$

LAB^*LAB^*

$i^* = 1,00$

$i^* = 0,80$

$i^* = 0,60$

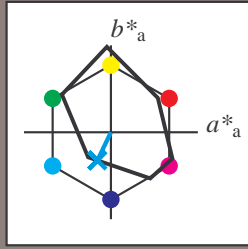
$i^* = 0,40$

$i^* = 0,20$

$i^* = 0,00$

Input and output: Colorimetric Printer Reflective System FRS15_90a for relative CIELAB hue $h^* = lab^*h^* = h_{ab}/360 = 244/360 = 0.679$
 data for any colour:

lab^*tch^* and lab^*icu^*
 elementary hue text:
 $u^* = g75b$
 contrast reduction factor:
 $c_R = 0.9$
 triangle lightness t^*



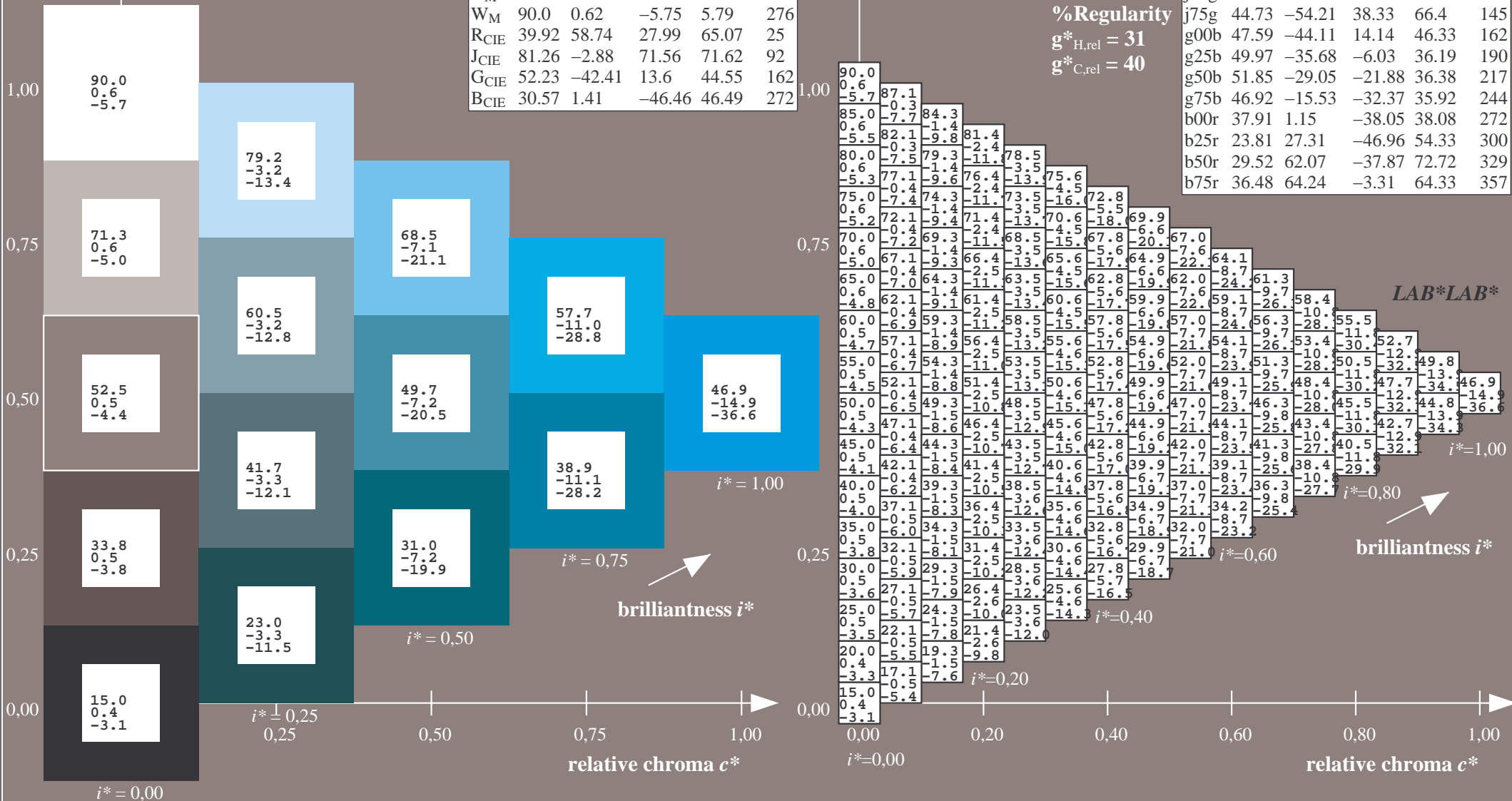
FRS15_90; CIELAB data					
	$L^*=L^*$	a^*	b^*	C^*_{ab}	h^*_{ab}
O _M	35.06	54.41	35.65	65.05	33
Y _M	83.77	-4.03	92.72	92.8	92
L _M	44.13	-55.82	39.15	68.19	145
C _M	52.66	-25.66	-33.24	42.01	232
V _M	14.15	45.64	-56.26	72.45	309
M _M	37.37	71.17	-34.08	78.92	334
N _M	15.0	0.43	-3.22	3.26	278
W _M	90.0	0.62	-5.75	5.79	276
R _{CIE}	39.92	58.74	27.99	65.07	25
J _{CIE}	81.26	-2.88	71.56	71.62	92
G _{CIE}	52.23	-42.41	13.6	44.55	162
B _{CIE}	30.57	1.41	-46.46	46.49	272

Data for maximum colour (Ma):

$LAB^*LAB^*_{Ma}$: 47 -15 -31
 $LAB^*LCH^*_{Ma}$: 47 36 244
 $lab^*rgb^*_{Ma}$: 0.0 0.5 1.0
 $lab^*olv^*_{Ma}$: 0.0 0.85 1.0

$u^* = g75b$
 LAB^*LAB^*

FRS15_90a; adapted (a) CIELAB data					
	$L^*=L^*_a$	a^*_a	b^*_a	$C^*_{ab,a}$	$h^*_{ab,a}$
r00j	35.47	56.92	27.12	63.05	25
r25j	39.12	49.04	44.45	66.19	42
r50j	50.64	35.19	58.33	68.13	59
r75j	64.01	19.11	74.45	76.87	76
j00g	83.18	-3.93	97.56	97.64	92
j25g	66.73	-26.86	74.66	79.35	110
j50g	54.03	-43.42	57.07	71.71	127
j75g	44.73	-54.21	38.33	66.4	145
g00b	47.59	-44.11	14.14	46.33	162
g25b	49.97	-35.68	-6.03	36.19	190
g50b	51.85	-29.05	-21.88	36.38	217
g75b	46.92	-15.53	-32.37	35.92	244
b00r	37.91	1.15	-38.05	38.08	272
b25r	23.81	27.31	-46.96	54.33	300
b50r	29.52	62.07	-37.87	72.72	329
b75r	36.48	64.24	-3.31	64.33	357



Input and output: Colorimetric Printer Reflective System FRS15_90a for relative CIELAB hue $h^* = lab^*h^* = h_{ab}/360 = 272/360 = 0.755$

$u^* = b00r$

data for any colour:

lab^*tch^* and lab^*icu^*

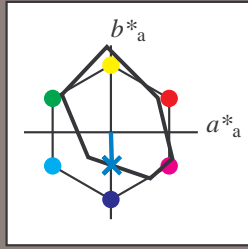
elementary hue text:

$u^* = b00r$

contrast reduction factor:

$c_R = 0.9$

triangle lightness t^*



FRS15_90; CIELAB data					
	$L^*=L^*$	a^*	b^*	C^*_{ab}	h^*_{ab}
O _M	35.06	54.41	35.65	65.05	33
Y _M	83.77	-4.03	92.72	92.8	92
L _M	44.13	-55.82	39.15	68.19	145
C _M	52.66	-25.66	-33.24	42.01	232
V _M	14.15	45.64	-56.26	72.45	309
M _M	37.37	71.17	-34.08	78.92	334
N _M	15.0	0.43	-3.22	3.26	278
W _M	90.0	0.62	-5.75	5.79	276
R _{CIE}	39.92	58.74	27.99	65.07	25
J _{CIE}	81.26	-2.88	71.56	71.62	92
G _{CIE}	52.23	-42.41	13.6	44.55	162
B _{CIE}	30.57	1.41	-46.46	46.49	272

Data for maximum colour (Ma):

$LAB^*LAB^*_{Ma}: 38\ 1\ -37$

$LAB^*LCH^*_{Ma}: 38\ 38\ 272$

$lab^*rgb^*_{Ma}: 0.0\ 0.0\ 1.0$

$lab^*olv^*_{Ma}: 0.0\ 0.62\ 1.0$

triangle lightness t^*

%Gamut

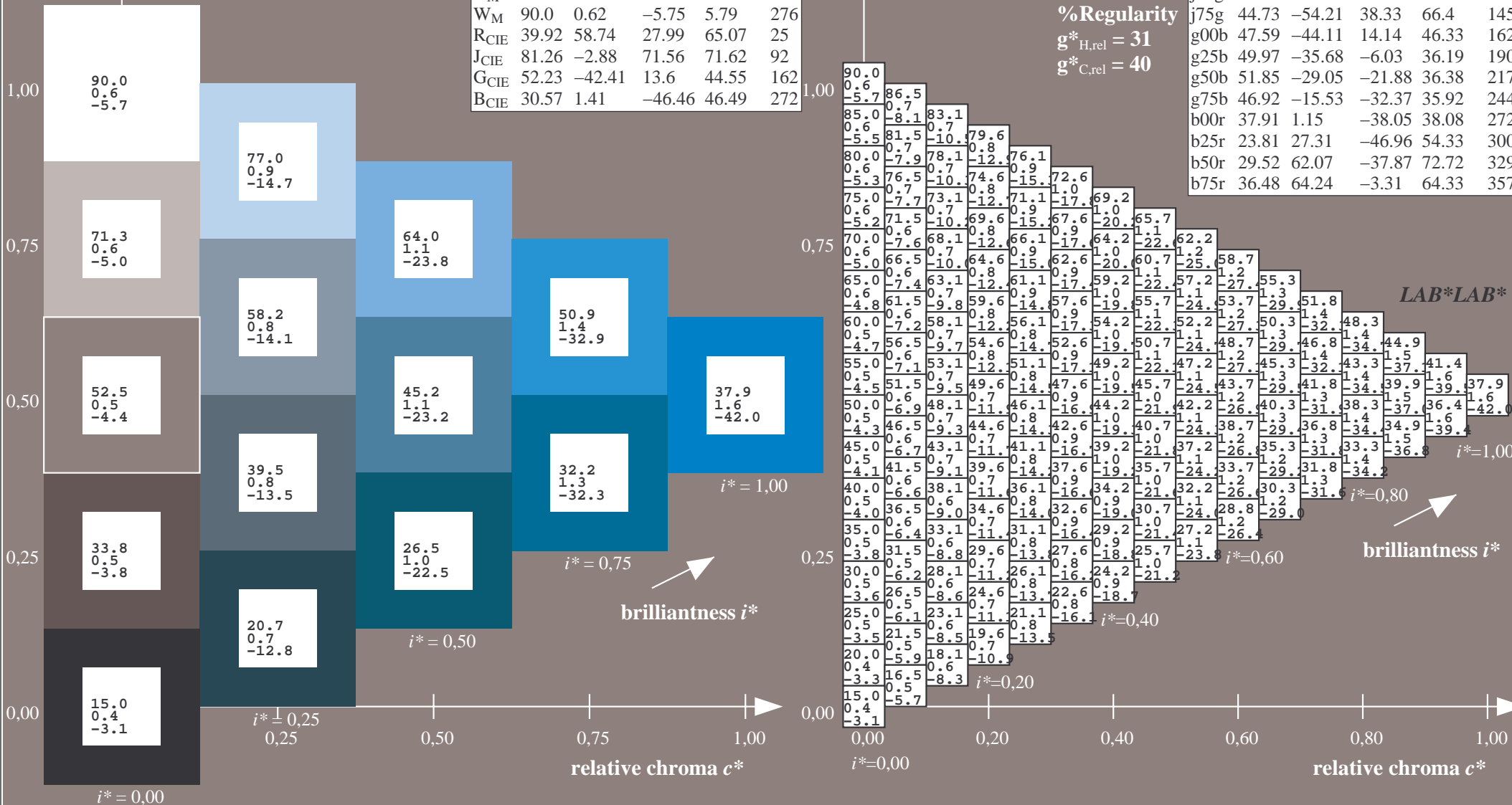
$u^*_{rel} = 88$

%Regularity

$g^*_{H,rel} = 31$

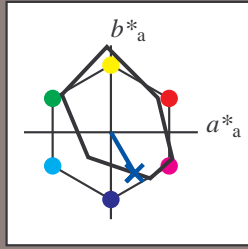
$g^*_{C,rel} = 40$

FRS15_90a; adapted (a) CIELAB data					
	$L^*=L^*_a$	a^*_a	b^*_a	$C^*_{ab,a}$	$h^*_{ab,a}$
r00j	35.47	56.92	27.12	63.05	25
r25j	39.12	49.04	44.45	66.19	42
r50j	50.64	35.19	58.33	68.13	59
r75j	64.01	19.11	74.45	76.87	76
j00g	83.18	-3.93	97.56	97.64	92
j25g	66.73	-26.86	74.66	79.35	110
j50g	54.03	-43.42	57.07	71.71	127
j75g	44.73	-54.21	38.33	66.4	145
g00b	47.59	-44.11	14.14	46.33	162
g25b	49.97	-35.68	-6.03	36.19	190
g50b	51.85	-29.05	-21.88	36.38	217
g75b	46.92	-15.53	-32.37	35.92	244
b00r	37.91	1.15	-38.05	38.08	272
b25r	23.81	27.31	-46.96	54.33	300
b50r	29.52	62.07	-37.87	72.72	329
b75r	36.48	64.24	-3.31	64.33	357



Input and output: Colorimetric Printer Reflective System FRS15_90a for relative CIELAB hue $h^* = lab^*h^* = h_{ab}/360 = 300/360 = 0.834$
 data for any colour:

lab^*tch^* and lab^*icu^*
 elementary hue text:
 $u^* = b25r$
 contrast reduction factor:
 $c_R = 0.9$
 triangle lightness t^*



FRS15_90; CIELAB data

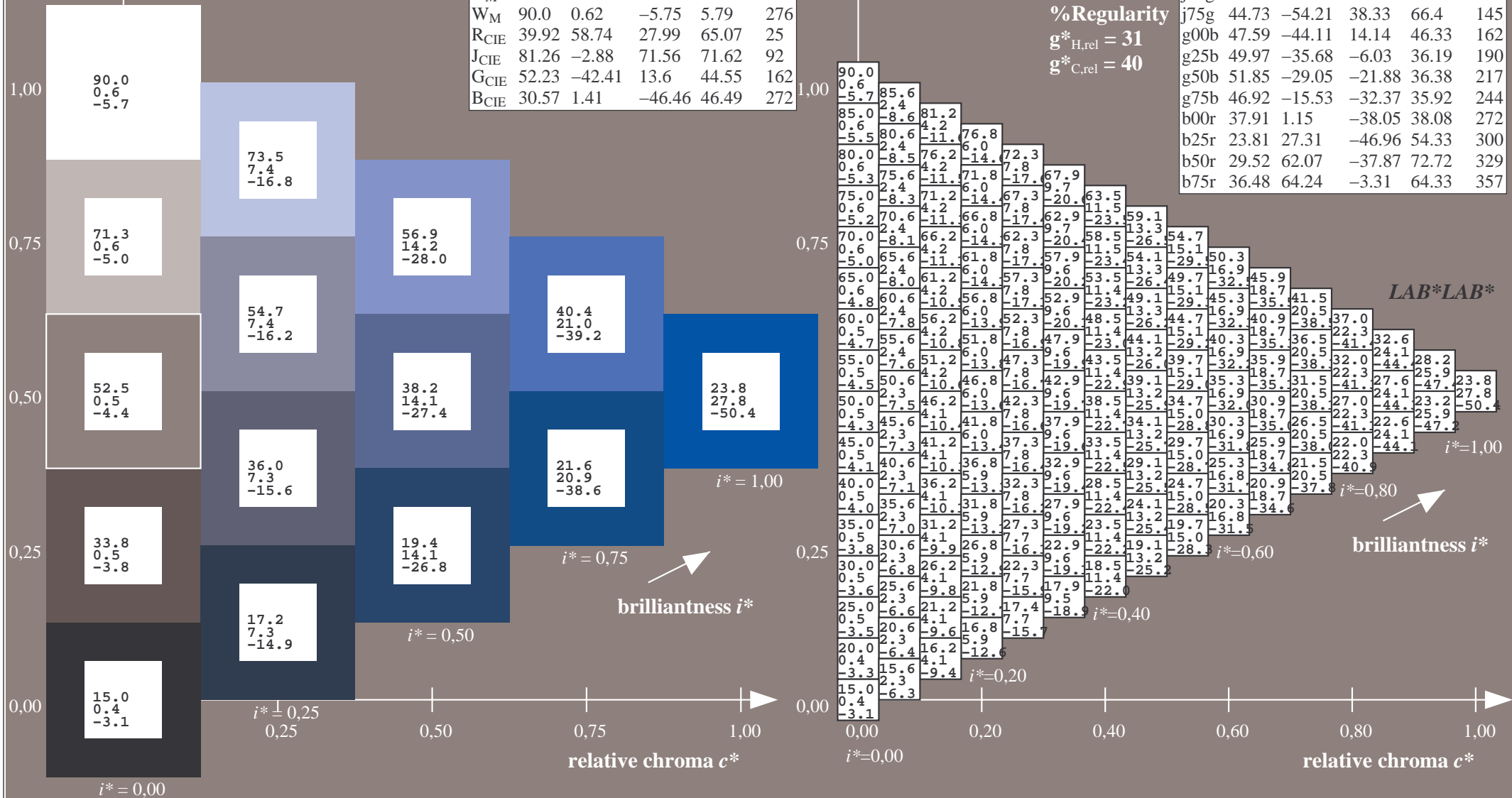
	$L^*=L^*$	a^*	b^*	C^*_{ab}	h^*_{ab}
O _M	35.06	54.41	35.65	65.05	33
Y _M	83.77	-4.03	92.72	92.8	92
L _M	44.13	-55.82	39.15	68.19	145
C _M	52.66	-25.66	-33.24	42.01	232
V _M	14.15	45.64	-56.26	72.45	309
M _M	37.37	71.17	-34.08	78.92	334
N _M	15.0	0.43	-3.22	3.26	278
W _M	90.0	0.62	-5.75	5.79	276
R _{CIE}	39.92	58.74	27.99	65.07	25
J _{CIE}	81.26	-2.88	71.56	71.62	92
G _{CIE}	52.23	-42.41	13.6	44.55	162
B _{CIE}	30.57	1.41	-46.46	46.49	272

Data for maximum colour (Ma):

$LAB^*LAB^*_Ma: 24\ 27\ -46$
 $LAB^*LCH^*_Ma: 24\ 54\ 300$
 $lab^*rgb^*_Ma: 0.5\ 0.0\ 1.0$
 $lab^*olv^*_Ma: 0.0\ 0.25\ 1.0$

FRS15_90a; adapted (a) CIELAB data

	$L^*=L^*_a$	a^*_a	b^*_a	$C^*_{ab,a}$	$h^*_{ab,a}$
r00j	35.47	56.92	27.12	63.05	25
r25j	39.12	49.04	44.45	66.19	42
r50j	50.64	35.19	58.33	68.13	59
r75j	64.01	19.11	74.45	76.87	76
j00g	83.18	-3.93	97.56	97.64	92
j25g	66.73	-26.86	74.66	79.35	110
j50g	54.03	-43.42	57.07	71.71	127
j75g	44.73	-54.21	38.33	66.4	145
g00b	47.59	-44.11	14.14	46.33	162
g25b	49.97	-35.68	-6.03	36.19	190
g50b	51.85	-29.05	-21.88	36.38	217
g75b	46.92	-15.53	-32.37	35.92	244
b00r	37.91	1.15	-38.05	38.08	272
b25r	23.81	27.31	-46.96	54.33	300
b50r	29.52	62.07	-37.87	72.72	329
b75r	36.48	64.24	-3.31	64.33	357



Input and output: Colorimetric Printer Reflective System FRS15_90a for relative CIELAB hue $h^* = lab^*h^* = h_{ab}/360 = 329/360 = 0.913$

data for any colour:

lab^*tch^* and lab^*icu^*

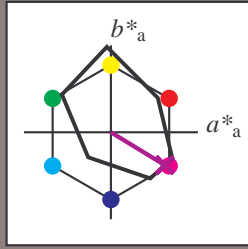
elementary hue text:

$u^* = b50r$

contrast reduction factor:

$c_R = 0.9$

triangle lightness t^*



FRS15_90; CIELAB data					
	$L^*=L^*$	a^*	b^*	C^*_{ab}	h^*_{ab}
O _M	35.06	54.41	35.65	65.05	33
Y _M	83.77	-4.03	92.72	92.8	92
L _M	44.13	-55.82	39.15	68.19	145
C _M	52.66	-25.66	-33.24	42.01	232
V _M	14.15	45.64	-56.26	72.45	309
M _M	37.37	71.17	-34.08	78.92	334
N _M	15.0	0.43	-3.22	3.26	278
W _M	90.0	0.62	-5.75	5.79	276
R _{CIE}	39.92	58.74	27.99	65.07	25
J _{CIE}	81.26	-2.88	71.56	71.62	92
G _{CIE}	52.23	-42.41	13.6	44.55	162
B _{CIE}	30.57	1.41	-46.46	46.49	272

Data for maximum colour (Ma):

$LAB^*LAB^*_{Ma}: 30\ 62\ -37$

$LAB^*LCH^*_{Ma}: 30\ 73\ 329$

$lab^*rgb^*_{Ma}: 1.0\ 0.0\ 1.0$

$lab^*olv^*_{Ma}: 0.66\ 0.0\ 1.0$

triangle lightness t^*

$\%Gamut$

$u^*_{rel} = 88$

$\%Regularity$

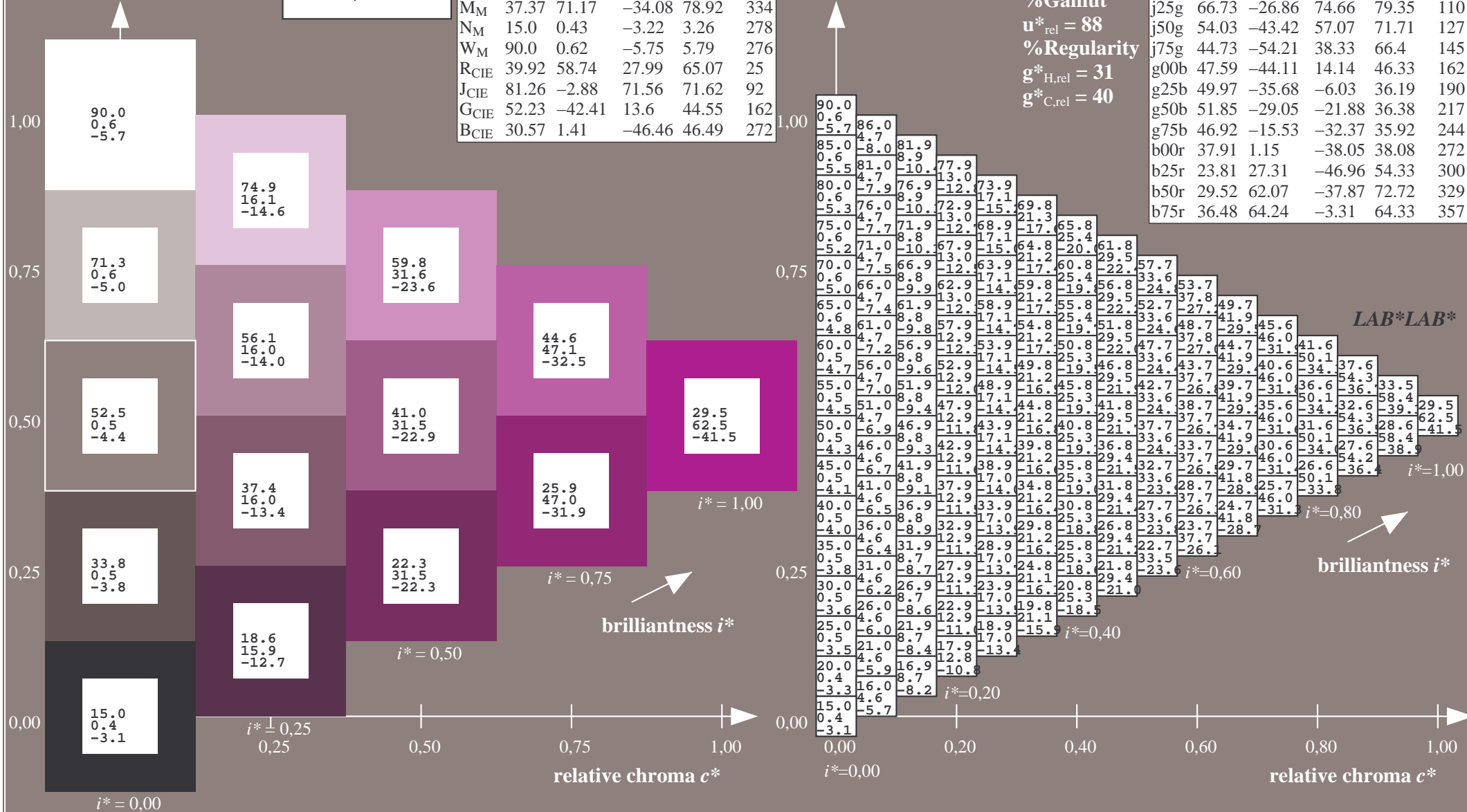
$g^*_{H,rel} = 31$

$g^*_{C,rel} = 40$

$u^* = b50r$

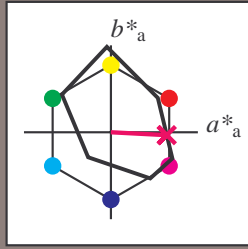
LAB^*LAB^*

FRS15_90a; adapted (a) CIELAB data					
	$L^*=L^*_a$	a^*_a	b^*_a	$C^*_{ab,a}$	$h^*_{ab,a}$
r00j	35.47	56.92	27.12	63.05	25
r25j	39.12	49.04	44.45	66.19	42
r50j	50.64	35.19	58.33	68.13	59
r75j	64.01	19.11	74.45	76.87	76
j00g	83.18	-3.93	97.56	97.64	92
j25g	66.73	-26.86	74.66	79.35	110
j50g	54.03	-43.42	57.07	71.71	127
j75g	44.73	-54.21	38.33	66.4	145
g00b	47.59	-44.11	14.14	46.33	162
g25b	49.97	-35.68	-6.03	36.19	190
g50b	51.85	-29.05	-21.88	36.38	217
g75b	46.92	-15.53	-32.37	35.92	244
b00r	37.91	1.15	-38.05	38.08	272
b25r	23.81	27.31	-46.96	54.33	300
b50r	29.52	62.07	-37.87	72.72	329
b75r	36.48	64.24	-3.31	64.33	357



Input and output: Colorimetric Printer Reflective System FRS15_90a for relative CIELAB hue $h^* = lab^*h^* = h_{ab}/360 = 357/360 = 0.992$
 data for any colour:

lab^*tch^* and lab^*icu^*
 elementary hue text:
 $u^* = b75r$
 contrast reduction factor:
 $c_R = 0.9$
 triangle lightness t^*



FRS15_90; CIELAB data					
	$L^*=L^*$	a^*	b^*	C^*_{ab}	h^*_{ab}
O _M	35.06	54.41	35.65	65.05	33
Y _M	83.77	-4.03	92.72	92.8	92
L _M	44.13	-55.82	39.15	68.19	145
C _M	52.66	-25.66	-33.24	42.01	232
V _M	14.15	45.64	-56.26	72.45	309
M _M	37.37	71.17	-34.08	78.92	334
N _M	15.0	0.43	-3.22	3.26	278
W _M	90.0	0.62	-5.75	5.79	276
R _{CIE}	39.92	58.74	27.99	65.07	25
J _{CIE}	81.26	-2.88	71.56	71.62	92
G _{CIE}	52.23	-42.41	13.6	44.55	162
B _{CIE}	30.57	1.41	-46.46	46.49	272

Data for maximum colour (Ma):

$LAB^*LAB^*_{Ma}: 36\ 64\ -2$
 $LAB^*LCH^*_{Ma}: 36\ 64\ 357$
 $lab^*rgb^*_{Ma}: 1.0\ 0.0\ 0.5$
 $lab^*olv^*_{Ma}: 1.0\ 0.0\ 0.62$

$u^* = b75r$
 LAB^*LAB^*

FRS15_90a; adapted (a) CIELAB data					
	$L^*=L^*_a$	a^*_a	b^*_a	$C^*_{ab,a}$	$h^*_{ab,a}$
r00j	35.47	56.92	27.12	63.05	25
r25j	39.12	49.04	44.45	66.19	42
r50j	50.64	35.19	58.33	68.13	59
r75j	64.01	19.11	74.45	76.87	76
j00g	83.18	-3.93	97.56	97.64	92
j25g	66.73	-26.86	74.66	79.35	110
j50g	54.03	-43.42	57.07	71.71	127
j75g	44.73	-54.21	38.33	66.4	145
g00b	47.59	-44.11	14.14	46.33	162
g25b	49.97	-35.68	-6.03	36.19	190
g50b	51.85	-29.05	-21.88	36.38	217
g75b	46.92	-15.53	-32.37	35.92	244
b00r	37.91	1.15	-38.05	38.08	272
b25r	23.81	27.31	-46.96	54.33	300
b50r	29.52	62.07	-37.87	72.72	329
b75r	36.48	64.24	-3.31	64.33	357

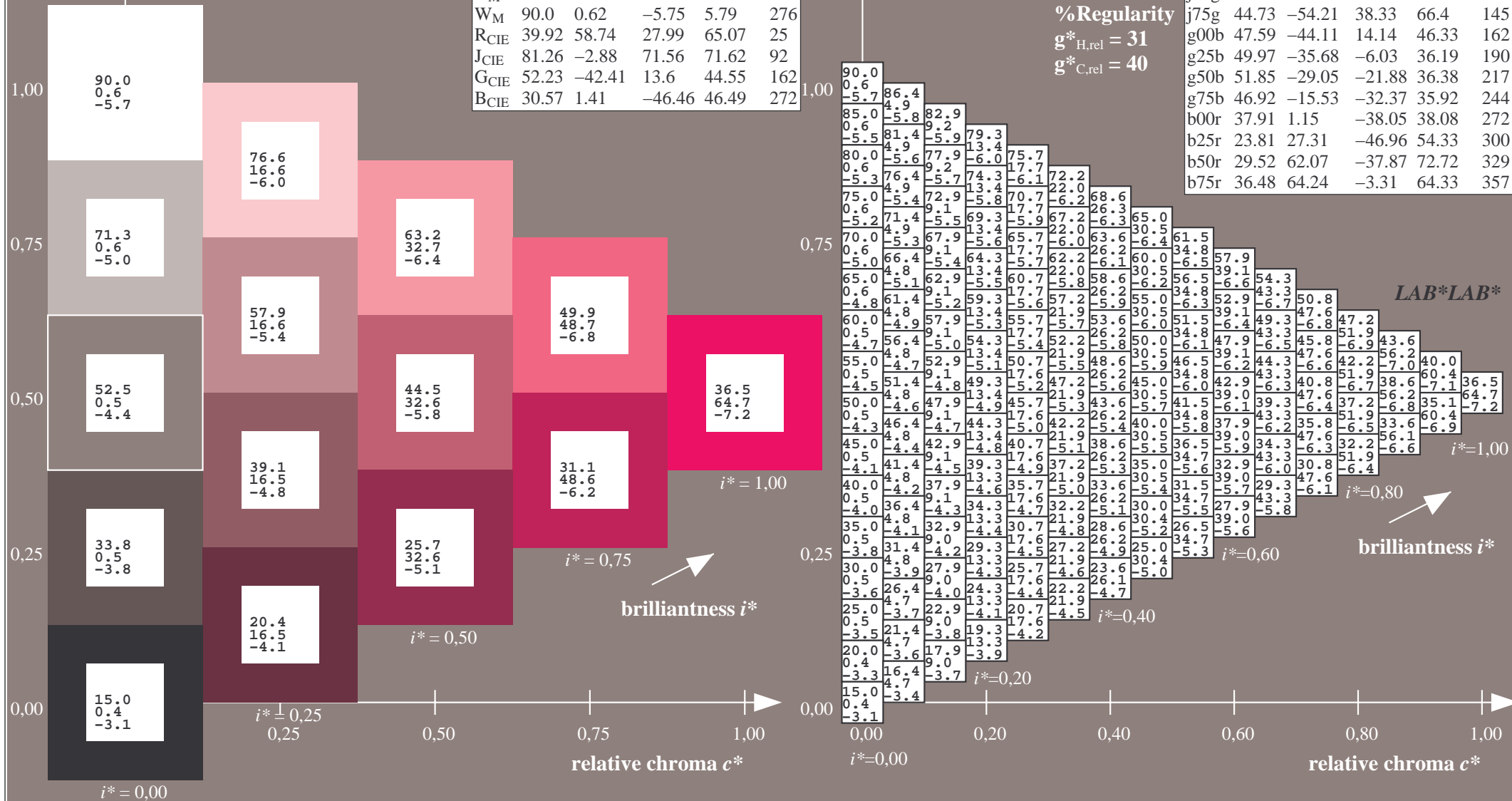
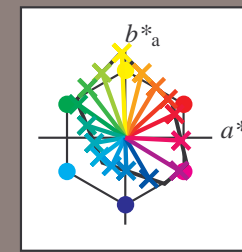


Table with 27 rows and 30 columns (A-Z). Header row contains 'LAB*LAB*' with values a-z. Each cell contains a numerical value representing data for a specific row and column combination.

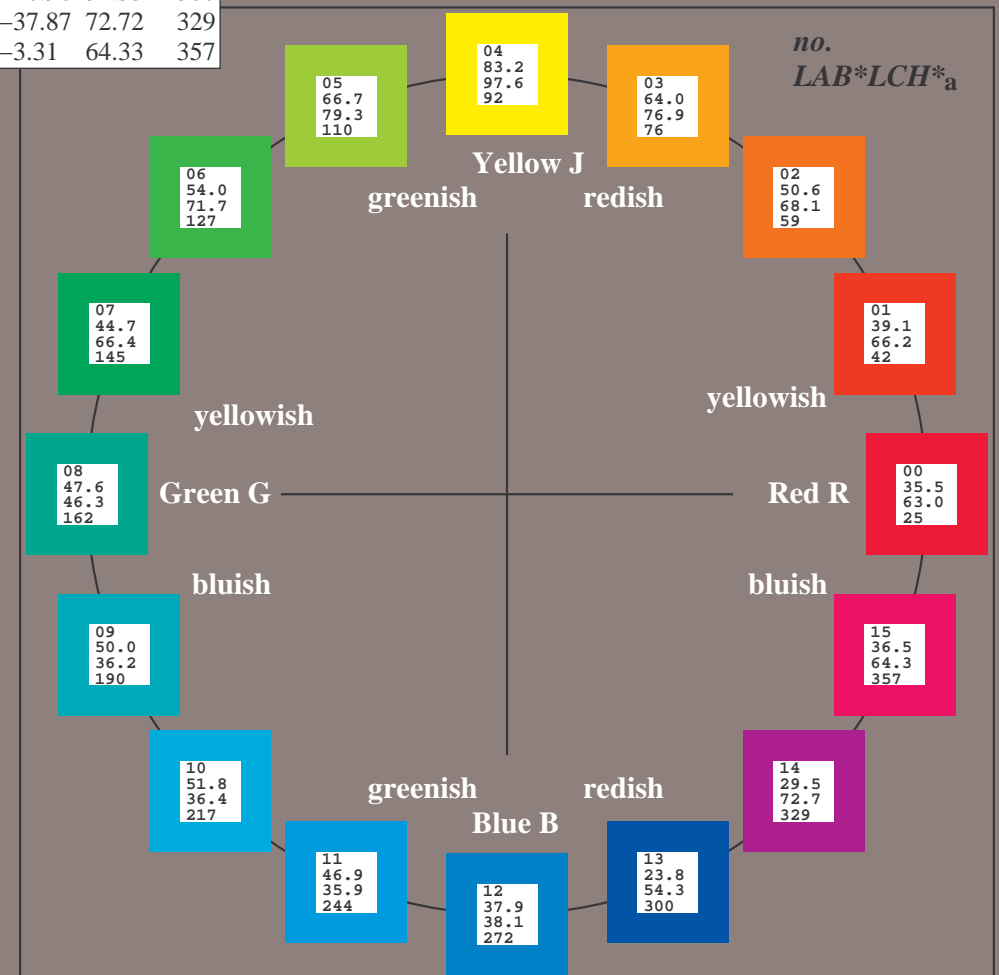
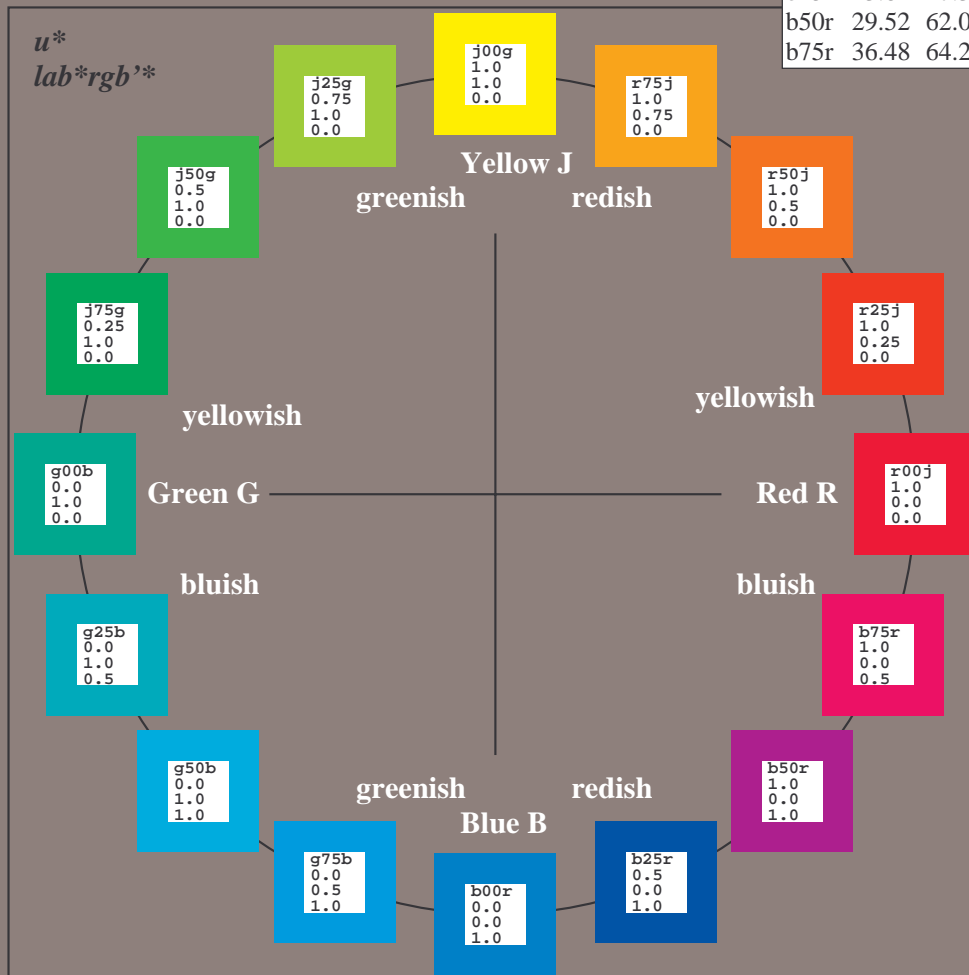
Input and output:
 Colorimetric Printer Reflective System FRS15_90a
 data for any colour:
*lab*tch** and *lab*icu**
 elementary hue text:
*u** = 16 hues *r00j*, *r25j*, ..., *b75r*
 contrast reduction factor:
 $c_R = 0.9$

FRS15_90a; adapted (a) CIELAB data					
	$L^*=L^*_a$	a^*_a	b^*_a	$C^*_{ab,a}$	$h^*_{ab,a}$
r00j	35.47	56.92	27.12	63.05	25
r25j	39.12	49.04	44.45	66.19	42
r50j	50.64	35.19	58.33	68.13	59
r75j	64.01	19.11	74.45	76.87	76
j00g	83.18	-3.93	97.56	97.64	92
j25g	66.73	-26.86	74.66	79.35	110
j50g	54.03	-43.42	57.07	71.71	127
j75g	44.73	-54.21	38.33	66.4	145
g00b	47.59	-44.11	14.14	46.33	162
g25b	49.97	-35.68	-6.03	36.19	190
g50b	51.85	-29.05	-21.88	36.38	217
g75b	46.92	-15.53	-32.37	35.92	244
b00r	37.91	1.15	-38.05	38.08	272
b25r	23.81	27.31	-46.96	54.33	300
b50r	29.52	62.07	-37.87	72.72	329
b75r	36.48	64.24	-3.31	64.33	357



%Gamut
 $u^*_{rel} = 88$
 %Regularity
 $g^*_{H,rel} = 31$
 $g^*_{C,rel} = 40$

FRS15_90a; CIELAB data					
	$L^*=L^*$	a^*	b^*	C^*_{ab}	h^*_{ab}
O _M	35.06	54.41	35.65	65.05	33
Y _M	83.77	-4.03	92.72	92.8	92
L _M	44.13	-55.82	39.15	68.19	145
C _M	52.66	-25.66	-33.24	42.01	232
V _M	14.15	45.64	-56.26	72.45	309
M _M	37.37	71.17	-34.08	78.92	334
N _M	15.0	0.43	-3.22	3.26	278
W _M	90.0	0.62	-5.75	5.79	276
R _{CIE}	39.92	58.74	27.99	65.07	25
J _{CIE}	81.26	-2.88	71.56	71.62	92
G _{CIE}	52.23	-42.41	13.6	44.55	162
B _{CIE}	30.57	1.41	-46.46	46.49	272



Input and output: Colorimetric Printer Reflective System FRS15_90a for relative CIELAB hue $h^* = lab^*h^* = h_{ab}/360 = 25/360 = 0.071$

data for any colour:

lab^*tch^* and lab^*icu^*

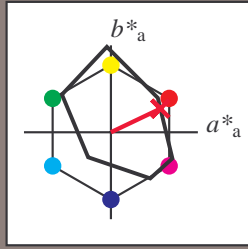
elementary hue text:

$u^* = r00j$

contrast reduction factor:

$c_R = 0.9$

triangle lightness t^*



FRS15_90a; CIELAB data					
	$L^*=L^*$	a^*	b^*	C^*_{ab}	h^*_{ab}
O _M	35.06	54.41	35.65	65.05	33
Y _M	83.77	-4.03	92.72	92.8	92
L _M	44.13	-55.82	39.15	68.19	145
C _M	52.66	-25.66	-33.24	42.01	232
V _M	14.15	45.64	-56.26	72.45	309
M _M	37.37	71.17	-34.08	78.92	334
N _M	15.0	0.43	-3.22	3.26	278
W _M	90.0	0.62	-5.75	5.79	276
R _{CIE}	39.92	58.74	27.99	65.07	25
J _{CIE}	81.26	-2.88	71.56	71.62	92
G _{CIE}	52.23	-42.41	13.6	44.55	162
B _{CIE}	30.57	1.41	-46.46	46.49	272

Data for maximum colour (Ma):

$LAB^*LAB^*Ma: 35\ 57\ 27$

$LAB^*LCH^*Ma: 35\ 63\ 25$

$lab^*rgb^*Ma: 1.0\ 0.0\ 0.0$

$lab^*olv^*Ma: 1.0\ 0.0\ 0.18$

triangle lightness t^*

%Gamut

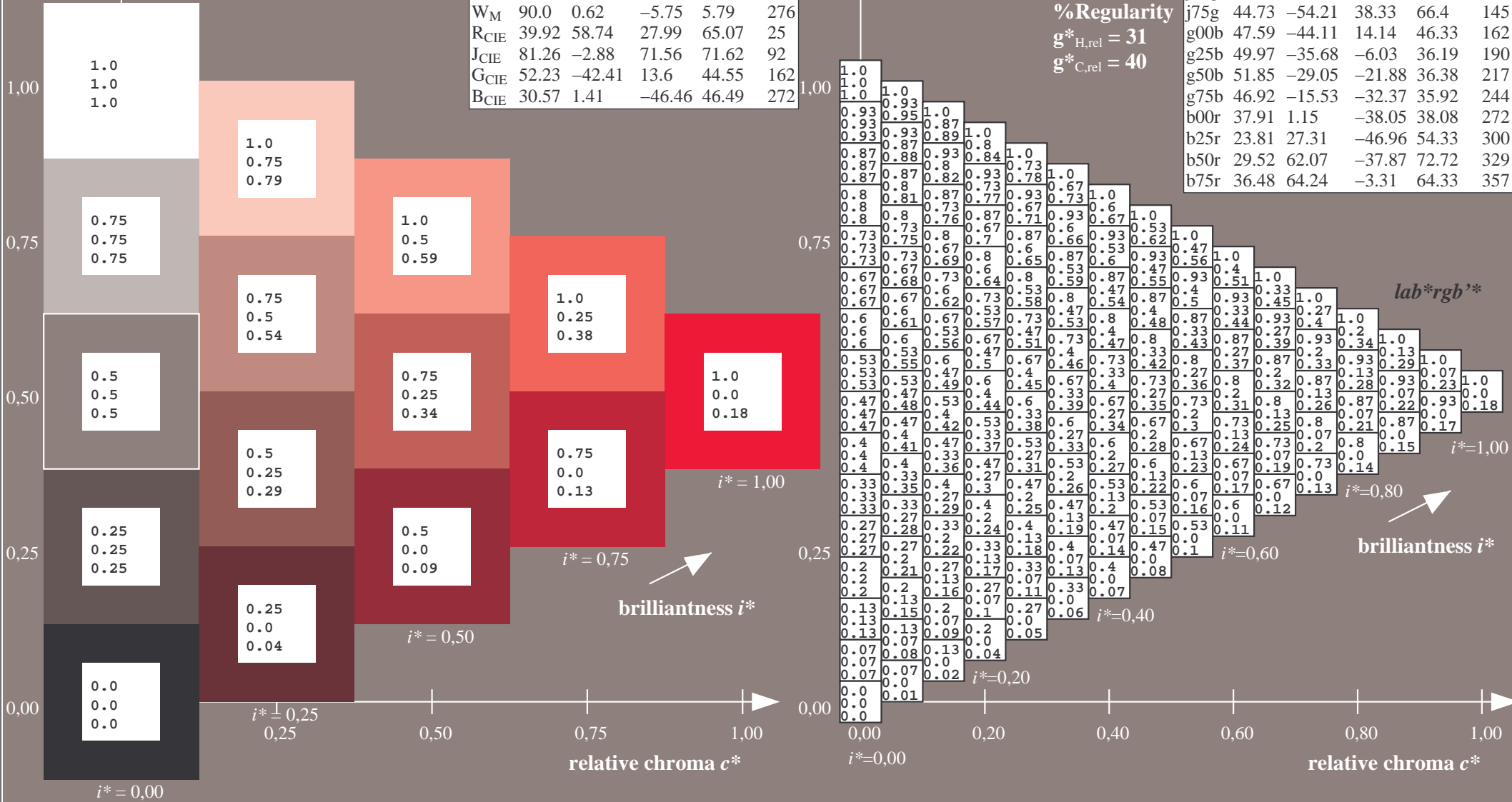
$u^*_{rel} = 88$

%Regularity

$g^*_{H,rel} = 31$

$g^*_{C,rel} = 40$

FRS15_90a; adapted (a) CIELAB data					
	$L^*=L^*_a$	a^*_a	b^*_a	$C^*_{ab,a}$	$h^*_{ab,a}$
r00j	35.47	56.92	27.12	63.05	25
r25j	39.12	49.04	44.45	66.19	42
r50j	50.64	35.19	58.33	68.13	59
r75j	64.01	19.11	74.45	76.87	76
j00g	83.18	-3.93	97.56	97.64	92
j25g	66.73	-26.86	74.66	79.35	110
j50g	54.03	-43.42	57.07	71.71	127
j75g	44.73	-54.21	38.33	66.4	145
g00b	47.59	-44.11	14.14	46.33	162
g25b	49.97	-35.68	-6.03	36.19	190
g50b	51.85	-29.05	-21.88	36.38	217
g75b	46.92	-15.53	-32.37	35.92	244
b00r	37.91	1.15	-38.05	38.08	272
b25r	23.81	27.31	-46.96	54.33	300
b50r	29.52	62.07	-37.87	72.72	329
b75r	36.48	64.24	-3.31	64.33	357



Input and output: Colorimetric Printer Reflective System FRS15_90a for relative CIELAB hue $h^* = lab^*h^* = h_{ab}/360 = 42/360 = 0.117$

$u^* = r25j$

data for any colour:

lab^*tch^* and lab^*icu^*

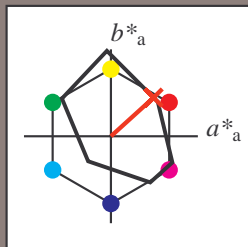
elementary hue text:

$u^* = r25j$

contrast reduction factor:

$c_R = 0.9$

triangle lightness t^*



FRS15_90a; CIELAB data					
	$L^*=L^*$	a^*	b^*	C^*_{ab}	h^*_{ab}
O _M	35.06	54.41	35.65	65.05	33
Y _M	83.77	-4.03	92.72	92.8	92
L _M	44.13	-55.82	39.15	68.19	145
C _M	52.66	-25.66	-33.24	42.01	232
V _M	14.15	45.64	-56.26	72.45	309
M _M	37.37	71.17	-34.08	78.92	334
N _M	15.0	0.43	-3.22	3.26	278
W _M	90.0	0.62	-5.75	5.79	276
R _{CIE}	39.92	58.74	27.99	65.07	25
J _{CIE}	81.26	-2.88	71.56	71.62	92
G _{CIE}	52.23	-42.41	13.6	44.55	162
B _{CIE}	30.57	1.41	-46.46	46.49	272

Data for maximum colour (Ma):

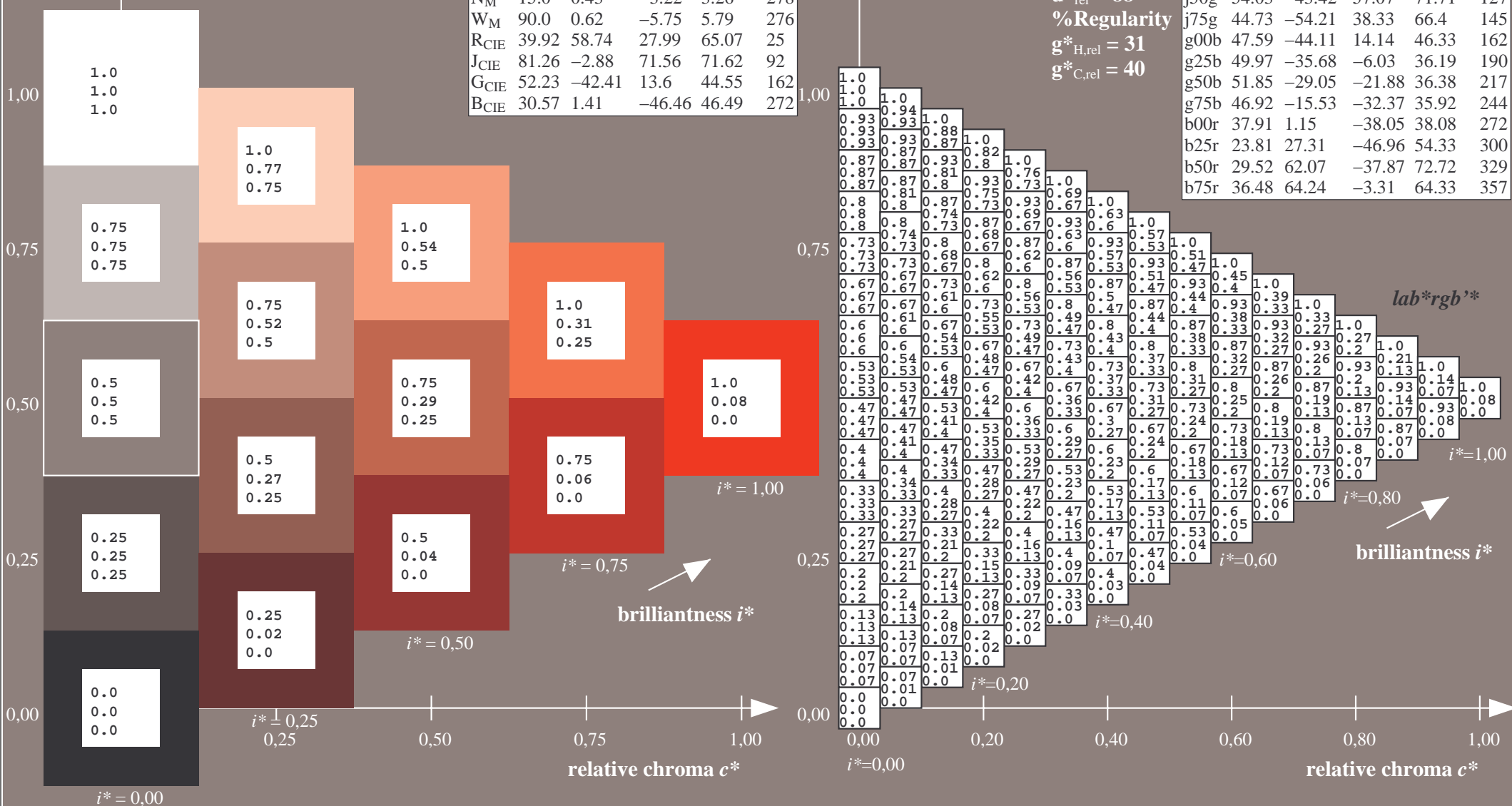
$LAB^*LAB^*Ma: 39\ 49\ 44$

$LAB^*LCH^*Ma: 39\ 66\ 42$

$lab^*rgb^*Ma: 1.0\ 0.25\ 0.0$

$lab^*olv^*Ma: 1.0\ 0.08\ 0.0$

FRS15_90a; adapted (a) CIELAB data					
	$L^*=L^*_a$	a^*_a	b^*_a	$C^*_{ab,a}$	$h^*_{ab,a}$
r00j	35.47	56.92	27.12	63.05	25
r25j	39.12	49.04	44.45	66.19	42
r50j	50.64	35.19	58.33	68.13	59
r75j	64.01	19.11	74.45	76.87	76
j00g	83.18	-3.93	97.56	97.64	92
j25g	66.73	-26.86	74.66	79.35	110
j50g	54.03	-43.42	57.07	71.71	127
j75g	44.73	-54.21	38.33	66.4	145
g00b	47.59	-44.11	14.14	46.33	162
g25b	49.97	-35.68	-6.03	36.19	190
g50b	51.85	-29.05	-21.88	36.38	217
g75b	46.92	-15.53	-32.37	35.92	244
b00r	37.91	1.15	-38.05	38.08	272
b25r	23.81	27.31	-46.96	54.33	300
b50r	29.52	62.07	-37.87	72.72	329
b75r	36.48	64.24	-3.31	64.33	357



%Gamut
 $u^*_{rel} = 88$
 %Regularity
 $g^*_{H,rel} = 31$
 $g^*_{C,rel} = 40$

lab^*rgb^*

$i^*=1,00$

$i^*=0,80$

brilliantness i^*

$i^*=0,60$

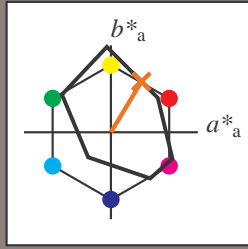
$i^*=0,40$

$i^*=0,20$

$i^*=0,00$

Input and output: Colorimetric Printer Reflective System FRS15_90a for relative CIELAB hue $h^* = lab^*h^* = h_{ab}/360 = 59/360 = 0.164$
 data for any colour:

lab^*tch^* and lab^*icu^*
 elementary hue text:
 $u^* = r50j$
 contrast reduction factor:
 $c_R = 0.9$
 triangle lightness t^*

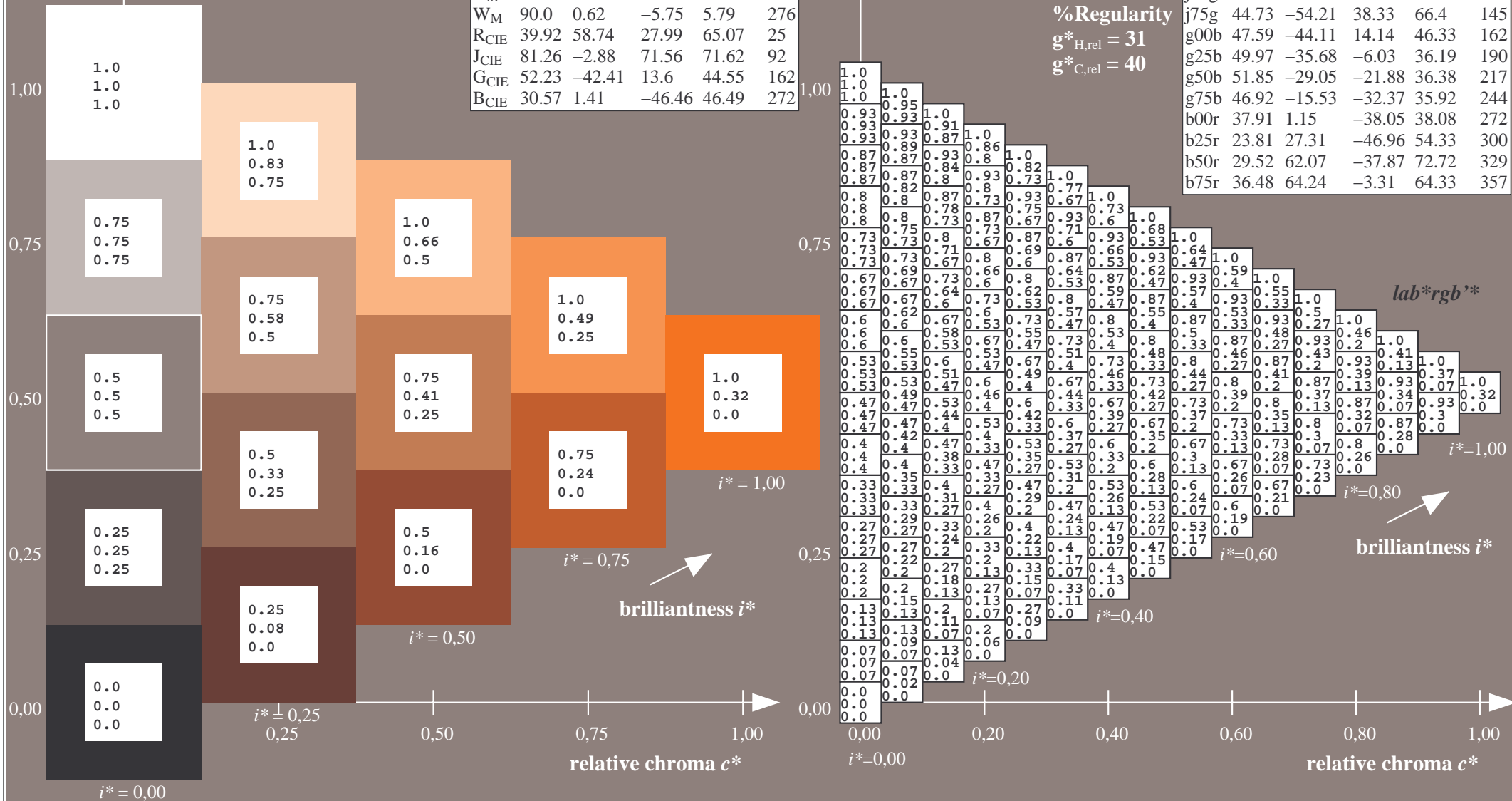


FRS15_90a; CIELAB data					
	$L^*=L^*$	a^*	b^*	C^*_{ab}	h^*_{ab}
O _M	35.06	54.41	35.65	65.05	33
Y _M	83.77	-4.03	92.72	92.8	92
L _M	44.13	-55.82	39.15	68.19	145
C _M	52.66	-25.66	-33.24	42.01	232
V _M	14.15	45.64	-56.26	72.45	309
M _M	37.37	71.17	-34.08	78.92	334
N _M	15.0	0.43	-3.22	3.26	278
W _M	90.0	0.62	-5.75	5.79	276
R _{CIE}	39.92	58.74	27.99	65.07	25
J _{CIE}	81.26	-2.88	71.56	71.62	92
G _{CIE}	52.23	-42.41	13.6	44.55	162
B _{CIE}	30.57	1.41	-46.46	46.49	272

Data for maximum colour (Ma):

$LAB^*LAB^*Ma: 51\ 35\ 58$
 $LAB^*LCH^*Ma: 51\ 68\ 59$
 $lab^*rgb^*Ma: 1.0\ 0.5\ 0.0$
 $lab^*olv^*Ma: 1.0\ 0.32\ 0.0$

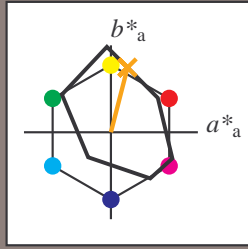
FRS15_90a; adapted (a) CIELAB data					
	$L^*=L^*_a$	a^*_a	b^*_a	$C^*_{ab,a}$	$h^*_{ab,a}$
r00j	35.47	56.92	27.12	63.05	25
r25j	39.12	49.04	44.45	66.19	42
r50j	50.64	35.19	58.33	68.13	59
r75j	64.01	19.11	74.45	76.87	76
j00g	83.18	-3.93	97.56	97.64	92
j25g	66.73	-26.86	74.66	79.35	110
j50g	54.03	-43.42	57.07	71.71	127
j75g	44.73	-54.21	38.33	66.4	145
g00b	47.59	-44.11	14.14	46.33	162
g25b	49.97	-35.68	-6.03	36.19	190
g50b	51.85	-29.05	-21.88	36.38	217
g75b	46.92	-15.53	-32.37	35.92	244
b00r	37.91	1.15	-38.05	38.08	272
b25r	23.81	27.31	-46.96	54.33	300
b50r	29.52	62.07	-37.87	72.72	329
b75r	36.48	64.24	-3.31	64.33	357



%Gamut
 $u^*_{rel} = 88$
 %Regularity
 $g^*_{H,rel} = 31$
 $g^*_{C,rel} = 40$

Input and output: Colorimetric Printer Reflective System FRS15_90a for relative CIELAB hue $h^* = lab^*h^* = h_{ab}/360 = 76/360 = 0.21$
 data for any colour:

lab^*tch^* and lab^*icu^*
 elementary hue text:
 $u^* = r75j$
 contrast reduction factor:
 $c_R = 0.9$
 triangle lightness t^*

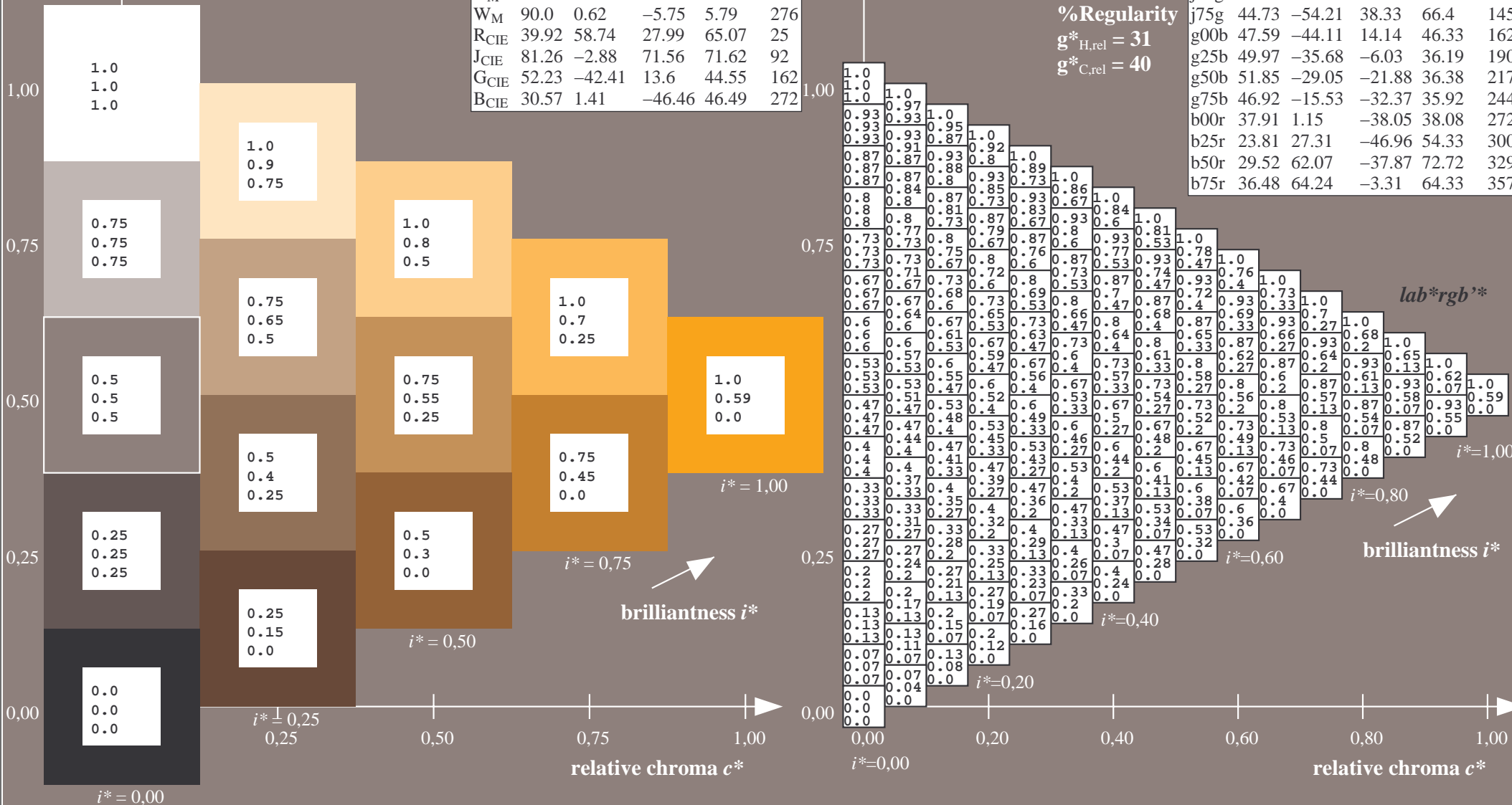


FRS15_90a; CIELAB data					
	$L^*=L^*$	a^*	b^*	C^*_{ab}	h^*_{ab}
O _M	35.06	54.41	35.65	65.05	33
Y _M	83.77	-4.03	92.72	92.8	92
L _M	44.13	-55.82	39.15	68.19	145
C _M	52.66	-25.66	-33.24	42.01	232
V _M	14.15	45.64	-56.26	72.45	309
M _M	37.37	71.17	-34.08	78.92	334
N _M	15.0	0.43	-3.22	3.26	278
W _M	90.0	0.62	-5.75	5.79	276
R _{CIE}	39.92	58.74	27.99	65.07	25
J _{CIE}	81.26	-2.88	71.56	71.62	92
G _{CIE}	52.23	-42.41	13.6	44.55	162
B _{CIE}	30.57	1.41	-46.46	46.49	272

Data for maximum colour (Ma):

LAB^*LAB^*Ma : 64 19 74
 LAB^*LCH^*Ma : 64 77 76
 lab^*rgb^*Ma : 1.0 0.75 0.0
 lab^*olv^*Ma : 1.0 0.59 0.0

FRS15_90a; adapted (a) CIELAB data					
	$L^*=L^*_a$	a^*_a	b^*_a	$C^*_{ab,a}$	$h^*_{ab,a}$
r00j	35.47	56.92	27.12	63.05	25
r25j	39.12	49.04	44.45	66.19	42
r50j	50.64	35.19	58.33	68.13	59
r75j	64.01	19.11	74.45	76.87	76
j00g	83.18	-3.93	97.56	97.64	92
j25g	66.73	-26.86	74.66	79.35	110
j50g	54.03	-43.42	57.07	71.71	127
j75g	44.73	-54.21	38.33	66.4	145
g00b	47.59	-44.11	14.14	46.33	162
g25b	49.97	-35.68	-6.03	36.19	190
g50b	51.85	-29.05	-21.88	36.38	217
g75b	46.92	-15.53	-32.37	35.92	244
b00r	37.91	1.15	-38.05	38.08	272
b25r	23.81	27.31	-46.96	54.33	300
b50r	29.52	62.07	-37.87	72.72	329
b75r	36.48	64.24	-3.31	64.33	357



%Gamut
 $u^*_{rel} = 88$
 %Regularity
 $g^*_{H,rel} = 31$
 $g^*_{C,rel} = 40$

Input and output: Colorimetric Printer Reflective System FRS15_90a for relative CIELAB hue $h^* = lab^*h^* = h_{ab}/360 = 92/360 = 0.256$

data for any colour:

lab^*tch^* and lab^*icu^*

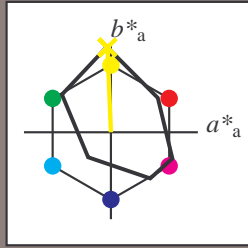
elementary hue text:

$u^* = j00g$

contrast reduction factor:

$c_R = 0.9$

triangle lightness t^*



FRS15_90a; CIELAB data					
	$L^*=L^*$	a^*	b^*	C^*_{ab}	h^*_{ab}
O _M	35.06	54.41	35.65	65.05	33
Y _M	83.77	-4.03	92.72	92.8	92
L _M	44.13	-55.82	39.15	68.19	145
C _M	52.66	-25.66	-33.24	42.01	232
V _M	14.15	45.64	-56.26	72.45	309
M _M	37.37	71.17	-34.08	78.92	334
N _M	15.0	0.43	-3.22	3.26	278
W _M	90.0	0.62	-5.75	5.79	276
R _{CIE}	39.92	58.74	27.99	65.07	25
J _{CIE}	81.26	-2.88	71.56	71.62	92
G _{CIE}	52.23	-42.41	13.6	44.55	162
B _{CIE}	30.57	1.41	-46.46	46.49	272

Data for maximum colour (Ma):

$LAB^*LAB^*Ma: 83 -3 98$

$LAB^*LCH^*Ma: 83 98 92$

$lab^*rgb^*Ma: 1.0 1.0 0.0$

$lab^*olv^*Ma: 1.0 0.99 0.0$

triangle lightness t^*

%Gamut

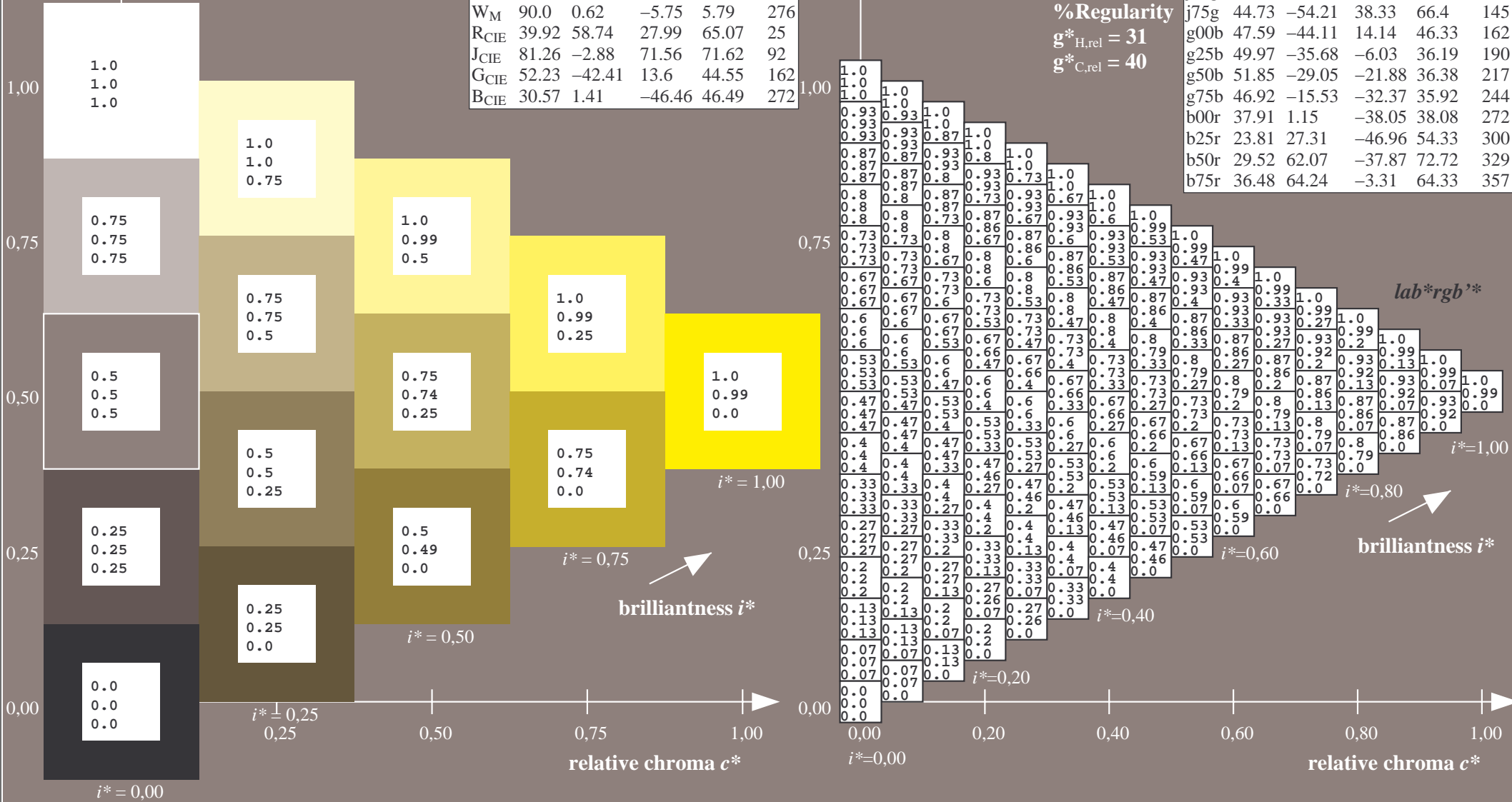
$u^*_{rel} = 88$

%Regularity

$g^*_{H,rel} = 31$

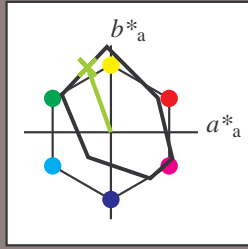
$g^*_{C,rel} = 40$

FRS15_90a; adapted (a) CIELAB data					
	$L^*=L^*_a$	a^*_a	b^*_a	$C^*_{ab,a}$	$h^*_{ab,a}$
r00j	35.47	56.92	27.12	63.05	25
r25j	39.12	49.04	44.45	66.19	42
r50j	50.64	35.19	58.33	68.13	59
r75j	64.01	19.11	74.45	76.87	76
j00g	83.18	-3.93	97.56	97.64	92
j25g	66.73	-26.86	74.66	79.35	110
j50g	54.03	-43.42	57.07	71.71	127
j75g	44.73	-54.21	38.33	66.4	145
g00b	47.59	-44.11	14.14	46.33	162
g25b	49.97	-35.68	-6.03	36.19	190
g50b	51.85	-29.05	-21.88	36.38	217
g75b	46.92	-15.53	-32.37	35.92	244
b00r	37.91	1.15	-38.05	38.08	272
b25r	23.81	27.31	-46.96	54.33	300
b50r	29.52	62.07	-37.87	72.72	329
b75r	36.48	64.24	-3.31	64.33	357



Input and output: Colorimetric Printer Reflective System FRS15_90a for relative CIELAB hue $h^* = lab^*h^* = h_{ab}/360 = 110/360 = 0.305$
 data for any colour:

lab^*tch^* and lab^*icu^*
 elementary hue text:
 $u^* = j25g$
 contrast reduction factor:
 $c_R = 0.9$
 triangle lightness t^*



FRS15_90a; CIELAB data

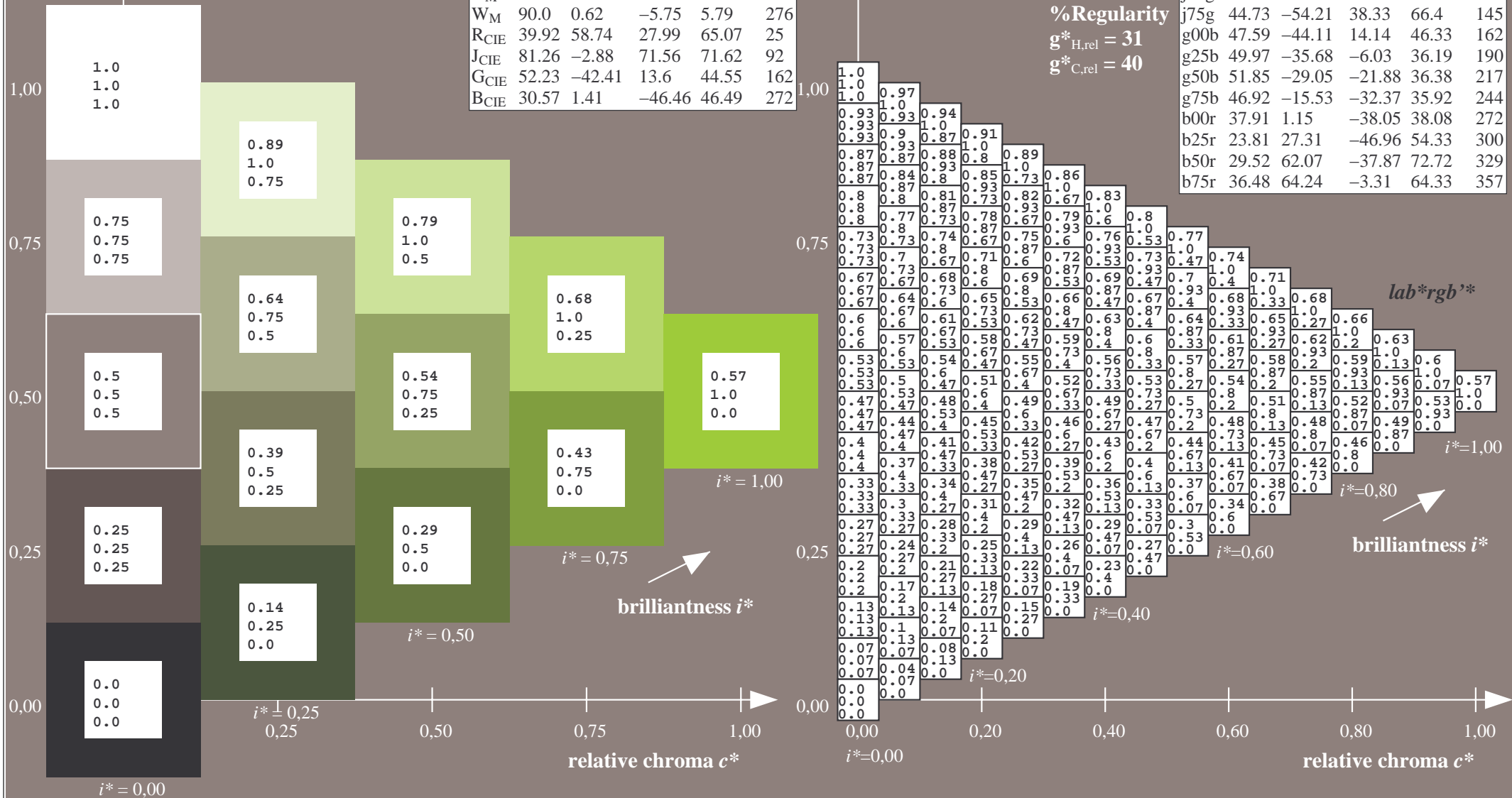
	$L^*=L^*$	a^*	b^*	C^*_{ab}	h^*_{ab}
O _M	35.06	54.41	35.65	65.05	33
Y _M	83.77	-4.03	92.72	92.8	92
L _M	44.13	-55.82	39.15	68.19	145
C _M	52.66	-25.66	-33.24	42.01	232
V _M	14.15	45.64	-56.26	72.45	309
M _M	37.37	71.17	-34.08	78.92	334
N _M	15.0	0.43	-3.22	3.26	278
W _M	90.0	0.62	-5.75	5.79	276
R _{CIE}	39.92	58.74	27.99	65.07	25
J _{CIE}	81.26	-2.88	71.56	71.62	92
G _{CIE}	52.23	-42.41	13.6	44.55	162
B _{CIE}	30.57	1.41	-46.46	46.49	272

Data for maximum colour (Ma):

$LAB^*LAB^*Ma: 67 -26 75$
 $LAB^*LCH^*Ma: 67 79 110$
 $lab^*rgb^*Ma: 0.75 1.0 0.0$
 $lab^*olv^*Ma: 0.57 1.0 0.0$

FRS15_90a; adapted (a) CIELAB data

	$L^*=L^*_a$	a^*_a	b^*_a	$C^*_{ab,a}$	$h^*_{ab,a}$
r00j	35.47	56.92	27.12	63.05	25
r25j	39.12	49.04	44.45	66.19	42
r50j	50.64	35.19	58.33	68.13	59
r75j	64.01	19.11	74.45	76.87	76
j00g	83.18	-3.93	97.56	97.64	92
j25g	66.73	-26.86	74.66	79.35	110
j50g	54.03	-43.42	57.07	71.71	127
j75g	44.73	-54.21	38.33	66.4	145
g00b	47.59	-44.11	14.14	46.33	162
g25b	49.97	-35.68	-6.03	36.19	190
g50b	51.85	-29.05	-21.88	36.38	217
g75b	46.92	-15.53	-32.37	35.92	244
b00r	37.91	1.15	-38.05	38.08	272
b25r	23.81	27.31	-46.96	54.33	300
b50r	29.52	62.07	-37.87	72.72	329
b75r	36.48	64.24	-3.31	64.33	357



Input and output: Colorimetric Printer Reflective System FRS15_90a for relative CIELAB hue $h^* = lab^*h^* = h_{ab}/360 = 127/360 = 0.354$

data for any colour:

lab^*tch^* and lab^*icu^*

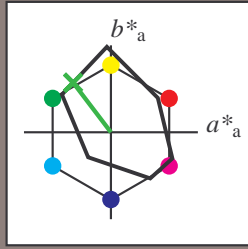
elementary hue text:

$u^* = j50g$

contrast reduction factor:

$c_R = 0.9$

triangle lightness t^*



FRS15_90a; CIELAB data

	$L^*=L^*$	a^*	b^*	C^*_{ab}	h^*_{ab}
O _M	35.06	54.41	35.65	65.05	33
Y _M	83.77	-4.03	92.72	92.8	92
L _M	44.13	-55.82	39.15	68.19	145
C _M	52.66	-25.66	-33.24	42.01	232
V _M	14.15	45.64	-56.26	72.45	309
M _M	37.37	71.17	-34.08	78.92	334
N _M	15.0	0.43	-3.22	3.26	278
W _M	90.0	0.62	-5.75	5.79	276
R _{CIE}	39.92	58.74	27.99	65.07	25
J _{CIE}	81.26	-2.88	71.56	71.62	92
G _{CIE}	52.23	-42.41	13.6	44.55	162
B _{CIE}	30.57	1.41	-46.46	46.49	272

Data for maximum colour (Ma):

$LAB^*LAB^*Ma: 54 -42 57$

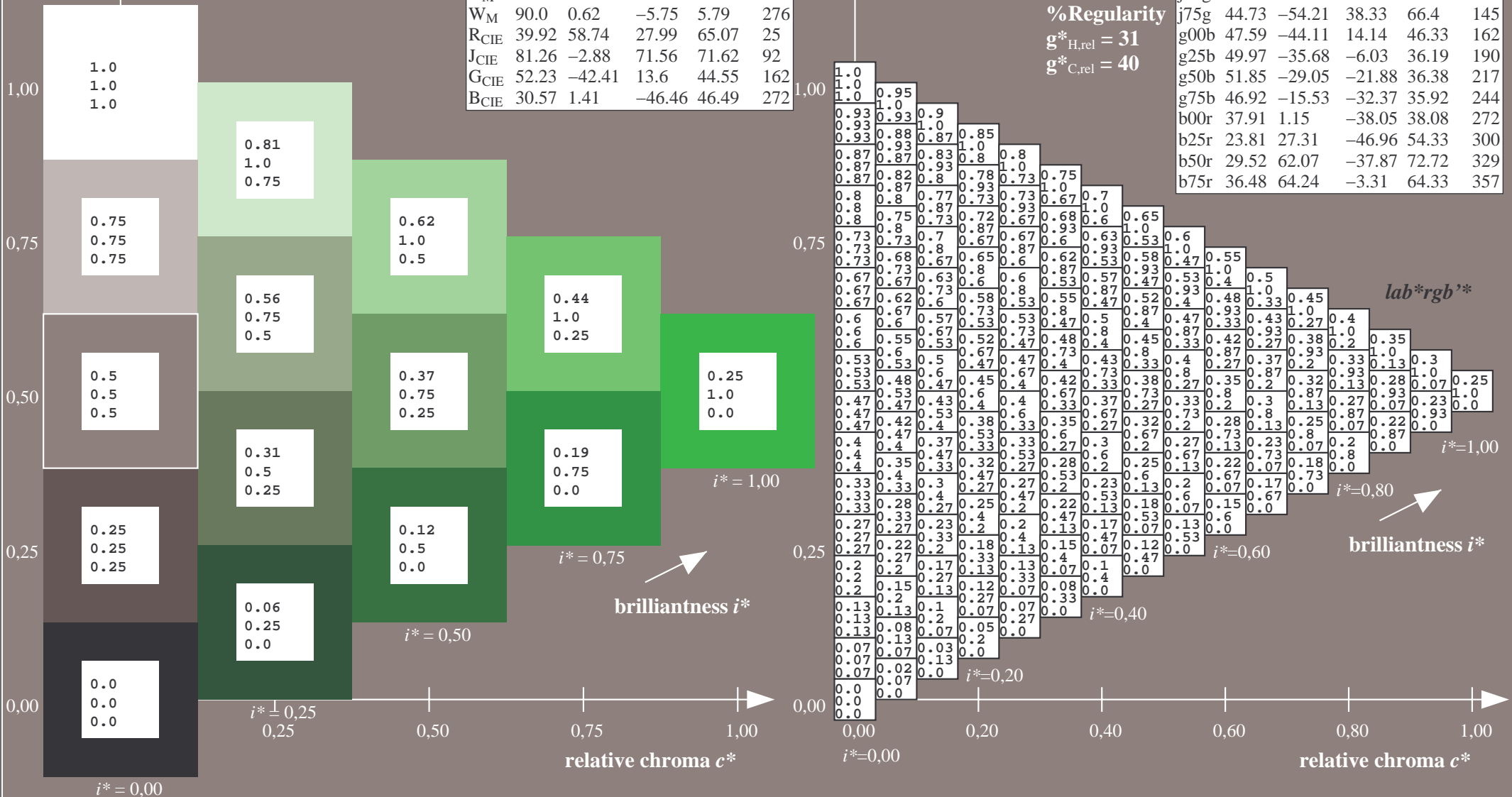
$LAB^*LCH^*Ma: 54 72 127$

$lab^*rgb^*Ma: 0.5 1.0 0.0$

$lab^*olv^*Ma: 0.25 1.0 0.0$

FRS15_90a; adapted (a) CIELAB data

	$L^*=L^*_a$	a^*_a	b^*_a	$C^*_{ab,a}$	$h^*_{ab,a}$
r00j	35.47	56.92	27.12	63.05	25
r25j	39.12	49.04	44.45	66.19	42
r50j	50.64	35.19	58.33	68.13	59
r75j	64.01	19.11	74.45	76.87	76
j00g	83.18	-3.93	97.56	97.64	92
j25g	66.73	-26.86	74.66	79.35	110
j50g	54.03	-43.42	57.07	71.71	127
j75g	44.73	-54.21	38.33	66.4	145
g00b	47.59	-44.11	14.14	46.33	162
g25b	49.97	-35.68	-6.03	36.19	190
g50b	51.85	-29.05	-21.88	36.38	217
g75b	46.92	-15.53	-32.37	35.92	244
b00r	37.91	1.15	-38.05	38.08	272
b25r	23.81	27.31	-46.96	54.33	300
b50r	29.52	62.07	-37.87	72.72	329
b75r	36.48	64.24	-3.31	64.33	357



Input and output: Colorimetric Printer Reflective System FRS15_90a for relative CIELAB hue $h^* = lab^*h^* = h_{ab}/360 = 145/360 = 0.402$

data for any colour:

lab^*tch^* and lab^*icu^*

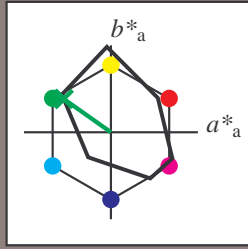
elementary hue text:

$u^* = j75g$

contrast reduction factor:

$c_R = 0.9$

triangle lightness t^*



FRS15_90a; CIELAB data

	$L^*=L^*$	a^*	b^*	C^*_{ab}	h^*_{ab}
O _M	35.06	54.41	35.65	65.05	33
Y _M	83.77	-4.03	92.72	92.8	92
L _M	44.13	-55.82	39.15	68.19	145
C _M	52.66	-25.66	-33.24	42.01	232
V _M	14.15	45.64	-56.26	72.45	309
M _M	37.37	71.17	-34.08	78.92	334
N _M	15.0	0.43	-3.22	3.26	278
W _M	90.0	0.62	-5.75	5.79	276
R _{CIE}	39.92	58.74	27.99	65.07	25
J _{CIE}	81.26	-2.88	71.56	71.62	92
G _{CIE}	52.23	-42.41	13.6	44.55	162
B _{CIE}	30.57	1.41	-46.46	46.49	272

Data for maximum colour (Ma):

$LAB^*LAB^*Ma: 45 -53 38$

$LAB^*LCH^*Ma: 45 66 145$

$lab^*rgb^*Ma: 0.25 1.0 0.0$

$lab^*olv^*Ma: 0.0 1.0 0.07$

$lab^*olv^*Ma: 0.0 1.0 0.07$

triangle lightness t^*

%Gamut

$u^*_{rel} = 88$

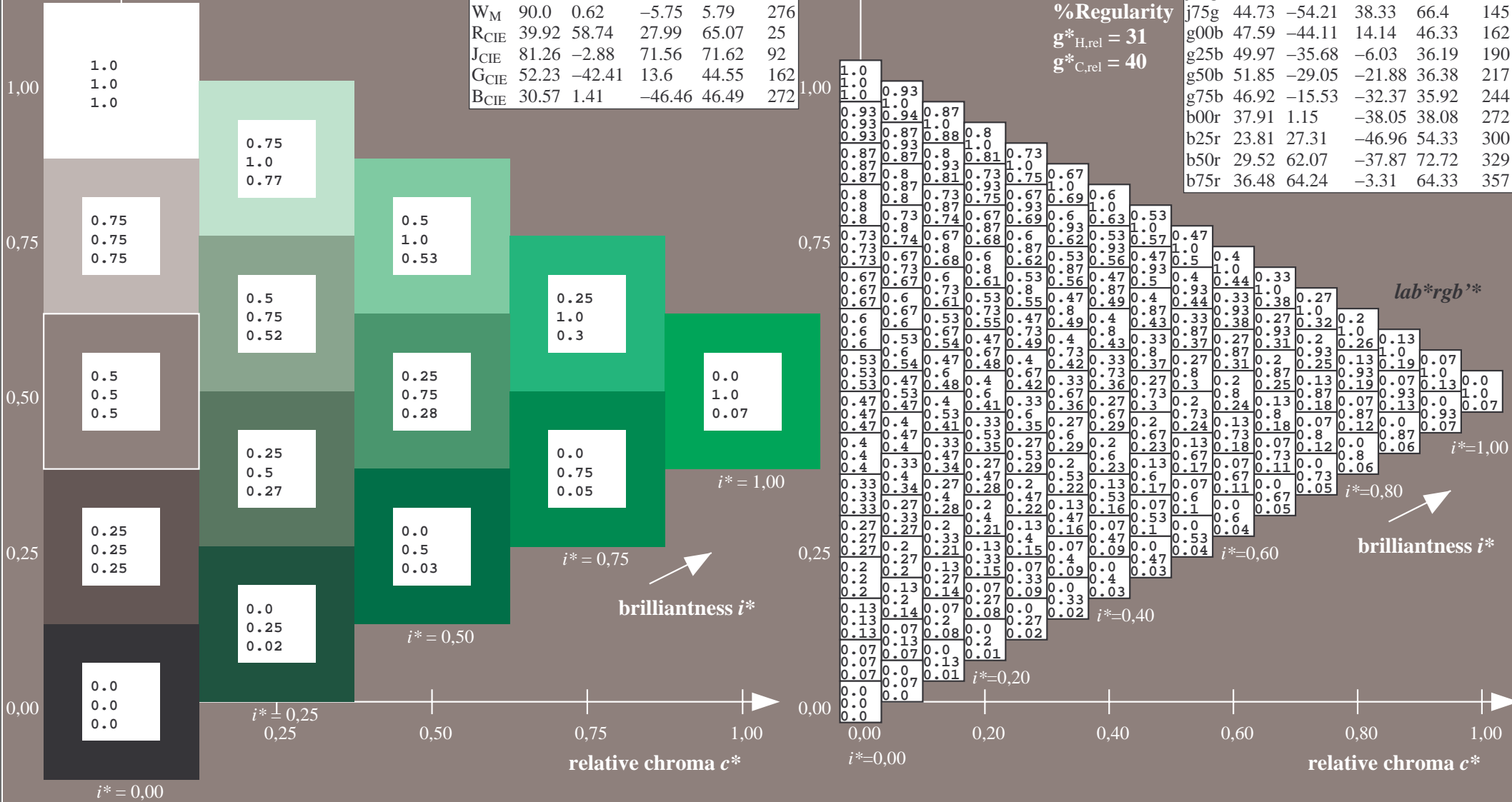
%Regularity

$g^*_{H,rel} = 31$

$g^*_{C,rel} = 40$

FRS15_90a; adapted (a) CIELAB data

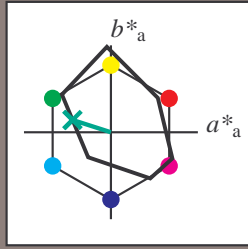
	$L^*=L^*_a$	a^*_a	b^*_a	$C^*_{ab,a}$	$h^*_{ab,a}$
r00j	35.47	56.92	27.12	63.05	25
r25j	39.12	49.04	44.45	66.19	42
r50j	50.64	35.19	58.33	68.13	59
r75j	64.01	19.11	74.45	76.87	76
j00g	83.18	-3.93	97.56	97.64	92
j25g	66.73	-26.86	74.66	79.35	110
j50g	54.03	-43.42	57.07	71.71	127
j75g	44.73	-54.21	38.33	66.4	145
g00b	47.59	-44.11	14.14	46.33	162
g25b	49.97	-35.68	-6.03	36.19	190
g50b	51.85	-29.05	-21.88	36.38	217
g75b	46.92	-15.53	-32.37	35.92	244
b00r	37.91	1.15	-38.05	38.08	272
b25r	23.81	27.31	-46.96	54.33	300
b50r	29.52	62.07	-37.87	72.72	329
b75r	36.48	64.24	-3.31	64.33	357



Input and output: Colorimetric Printer Reflective System FRS15_90a for relative CIELAB hue $h^* = lab^*h^* = h_{ab}/360 = 162/360 = 0.451$
 data for any colour:

$u^* = g00b$
 lab^*rgb^*

lab^*tch^* and lab^*icu^*
 elementary hue text:
 $u^* = g00b$
 contrast reduction factor:
 $c_R = 0.9$
 triangle lightness t^*



FRS15_90a; CIELAB data

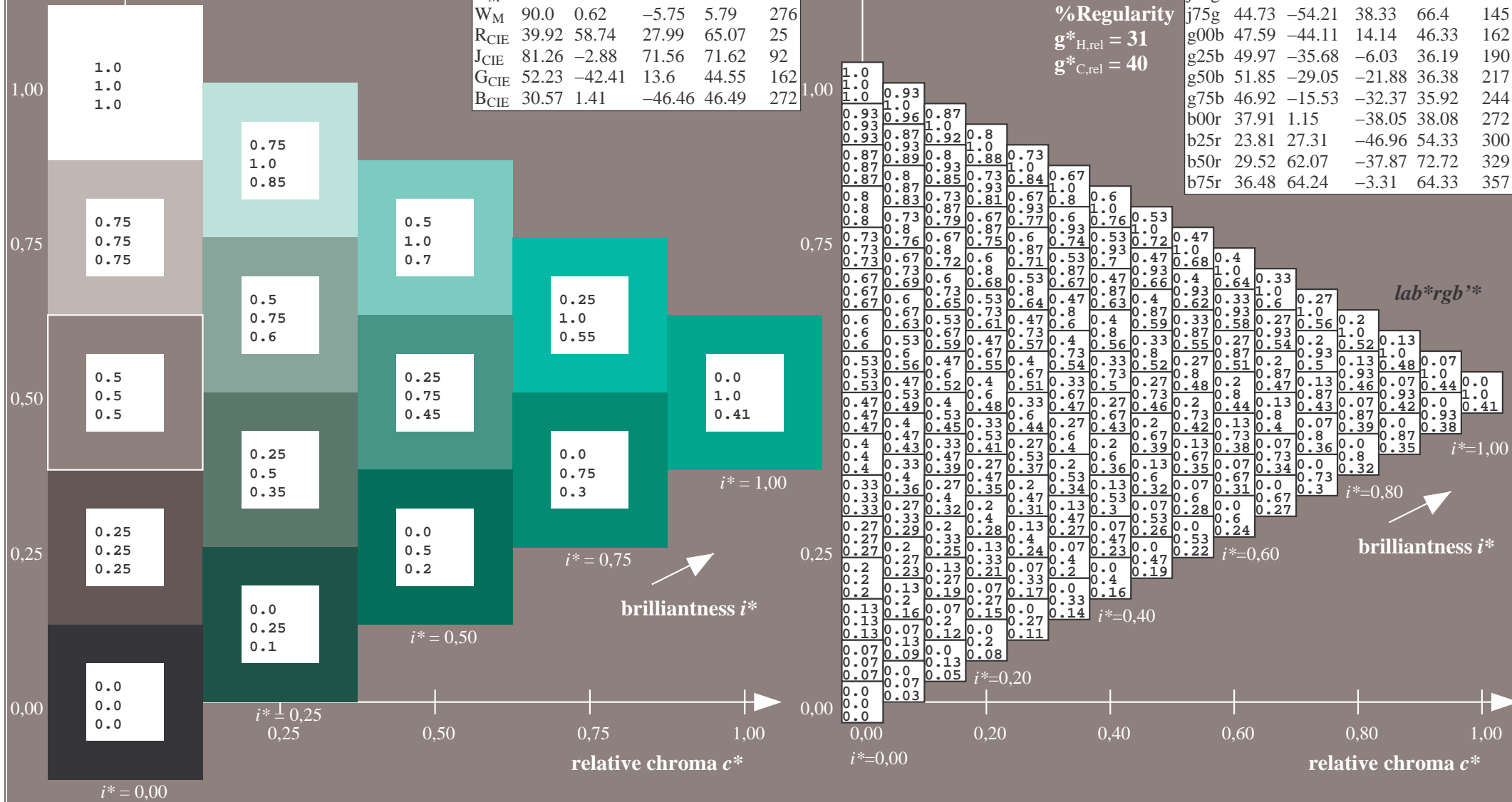
	$L^*=L^*$	a^*	b^*	C^*_{ab}	h^*_{ab}
O _M	35.06	54.41	35.65	65.05	33
Y _M	83.77	-4.03	92.72	92.8	92
L _M	44.13	-55.82	39.15	68.19	145
C _M	52.66	-25.66	-33.24	42.01	232
V _M	14.15	45.64	-56.26	72.45	309
M _M	37.37	71.17	-34.08	78.92	334
N _M	15.0	0.43	-3.22	3.26	278
W _M	90.0	0.62	-5.75	5.79	276
R _{CIE}	39.92	58.74	27.99	65.07	25
J _{CIE}	81.26	-2.88	71.56	71.62	92
G _{CIE}	52.23	-42.41	13.6	44.55	162
B _{CIE}	30.57	1.41	-46.46	46.49	272

Data for maximum colour (Ma):

$LAB^*LAB^*Ma: 48 -43 14$
 $LAB^*LCH^*Ma: 48 46 162$
 $lab^*rgb^*Ma: 0.0 1.0 0.0$
 $lab^*olv^*Ma: 0.0 1.0 0.41$

FRS15_90a; adapted (a) CIELAB data

	$L^*=L^*_a$	a^*_a	b^*_a	$C^*_{ab,a}$	$h^*_{ab,a}$
r00j	35.47	56.92	27.12	63.05	25
r25j	39.12	49.04	44.45	66.19	42
r50j	50.64	35.19	58.33	68.13	59
r75j	64.01	19.11	74.45	76.87	76
j00g	83.18	-3.93	97.56	97.64	92
j25g	66.73	-26.86	74.66	79.35	110
j50g	54.03	-43.42	57.07	71.71	127
j75g	44.73	-54.21	38.33	66.4	145
g00b	47.59	-44.11	14.14	46.33	162
g25b	49.97	-35.68	-6.03	36.19	190
g50b	51.85	-29.05	-21.88	36.38	217
g75b	46.92	-15.53	-32.37	35.92	244
b00r	37.91	1.15	-38.05	38.08	272
b25r	23.81	27.31	-46.96	54.33	300
b50r	29.52	62.07	-37.87	72.72	329
b75r	36.48	64.24	-3.31	64.33	357

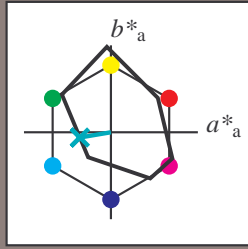


%Gamut
 $u^*_{rel} = 88$
 %Regularity
 $g^*_{H,rel} = 31$
 $g^*_{C,rel} = 40$

Input and output: Colorimetric Printer Reflective System FRS15_90a for relative CIELAB hue $h^* = lab^*h^* = h_{ab}/360 = 190/360 = 0.527$
 data for any colour:

$u^* = g25b$
 lab^*rgb^*

lab^*tch^* and lab^*icu^*
 elementary hue text:
 $u^* = g25b$
 contrast reduction factor:
 $c_R = 0.9$
 triangle lightness t^*



FRS15_90a; CIELAB data

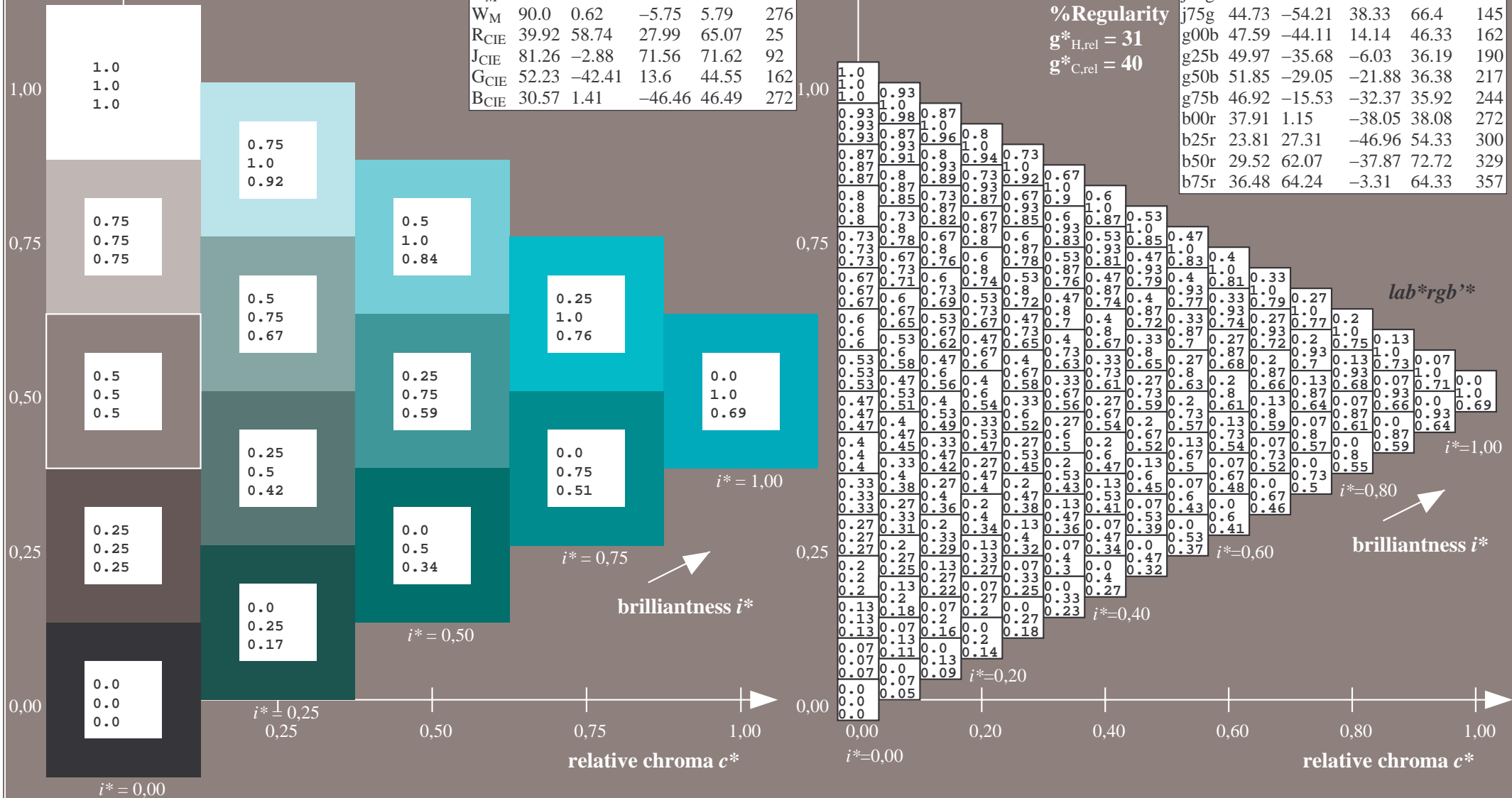
	$L^*=L^*$	a^*	b^*	C^*_{ab}	h^*_{ab}
O_M	35.06	54.41	35.65	65.05	33
Y_M	83.77	-4.03	92.72	92.8	92
L_M	44.13	-55.82	39.15	68.19	145
C_M	52.66	-25.66	-33.24	42.01	232
V_M	14.15	45.64	-56.26	72.45	309
M_M	37.37	71.17	-34.08	78.92	334
N_M	15.0	0.43	-3.22	3.26	278
W_M	90.0	0.62	-5.75	5.79	276
R_{CIE}	39.92	58.74	27.99	65.07	25
J_{CIE}	81.26	-2.88	71.56	71.62	92
G_{CIE}	52.23	-42.41	13.6	44.55	162
B_{CIE}	30.57	1.41	-46.46	46.49	272

Data for maximum colour (Ma):

$LAB^*LAB^*_Ma: 50 -35 -5$
 $LAB^*LCH^*_Ma: 50 36 190$
 $lab^*rgb^*_Ma: 0.0 1.0 0.5$
 $lab^*olv^*_Ma: 0.0 1.0 0.69$

FRS15_90a; adapted (a) CIELAB data

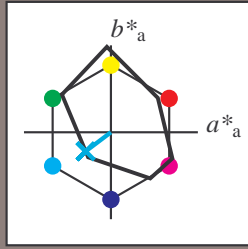
	$L^*=L^*_a$	a^*_a	b^*_a	$C^*_{ab,a}$	$h^*_{ab,a}$
r00j	35.47	56.92	27.12	63.05	25
r25j	39.12	49.04	44.45	66.19	42
r50j	50.64	35.19	58.33	68.13	59
r75j	64.01	19.11	74.45	76.87	76
j00g	83.18	-3.93	97.56	97.64	92
j25g	66.73	-26.86	74.66	79.35	110
j50g	54.03	-43.42	57.07	71.71	127
j75g	44.73	-54.21	38.33	66.4	145
g00b	47.59	-44.11	14.14	46.33	162
g25b	49.97	-35.68	-6.03	36.19	190
g50b	51.85	-29.05	-21.88	36.38	217
g75b	46.92	-15.53	-32.37	35.92	244
b00r	37.91	1.15	-38.05	38.08	272
b25r	23.81	27.31	-46.96	54.33	300
b50r	29.52	62.07	-37.87	72.72	329
b75r	36.48	64.24	-3.31	64.33	357



Input and output: Colorimetric Printer Reflective System FRS15_90a for relative CIELAB hue $h^* = lab^*h^* = h_{ab}/360 = 217/360 = 0.603$
 data for any colour:

$u^* = g50b$
 lab^*rgb^*

lab^*tch^* and lab^*icu^*
 elementary hue text:
 $u^* = g50b$
 contrast reduction factor:
 $c_R = 0.9$
 triangle lightness t^*



FRS15_90a; CIELAB data

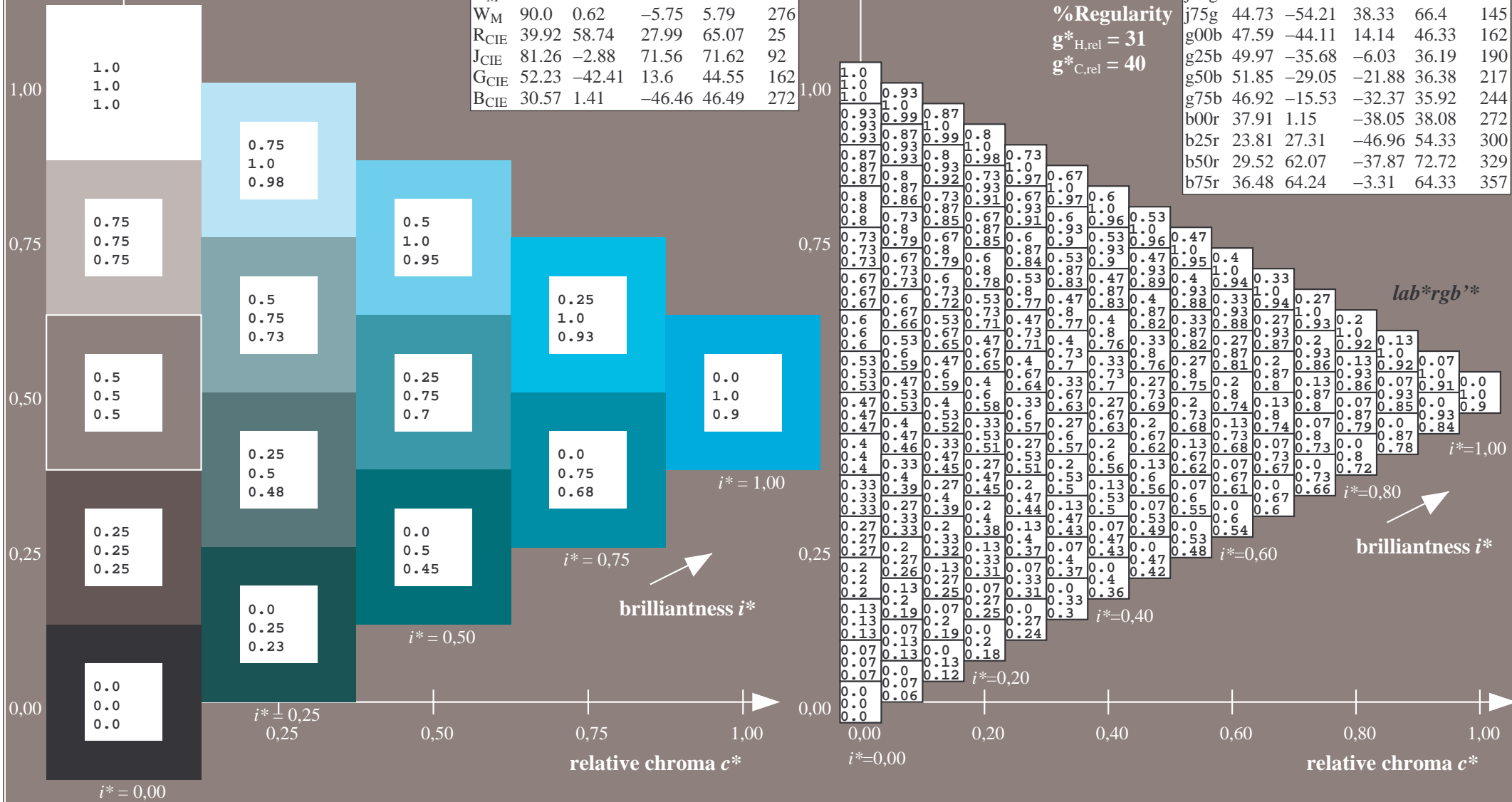
	$L^*=L^*$	a^*	b^*	C^*_{ab}	h^*_{ab}
O _M	35.06	54.41	35.65	65.05	33
Y _M	83.77	-4.03	92.72	92.8	92
L _M	44.13	-55.82	39.15	68.19	145
C _M	52.66	-25.66	-33.24	42.01	232
V _M	14.15	45.64	-56.26	72.45	309
M _M	37.37	71.17	-34.08	78.92	334
N _M	15.0	0.43	-3.22	3.26	278
W _M	90.0	0.62	-5.75	5.79	276
R _{CIE}	39.92	58.74	27.99	65.07	25
J _{CIE}	81.26	-2.88	71.56	71.62	92
G _{CIE}	52.23	-42.41	13.6	44.55	162
B _{CIE}	30.57	1.41	-46.46	46.49	272

Data for maximum colour (Ma):

$LAB^*LAB^*Ma: 52 -28 -21$
 $LAB^*LCH^*Ma: 52 36 217$
 $lab^*rgb^*Ma: 0.0 1.0 1.0$
 $lab^*olv^*Ma: 0.0 1.0 0.9$

FRS15_90a; adapted (a) CIELAB data

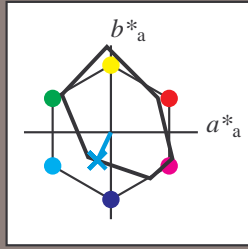
	$L^*=L^*_a$	a^*_a	b^*_a	$C^*_{ab,a}$	$h^*_{ab,a}$
r00j	35.47	56.92	27.12	63.05	25
r25j	39.12	49.04	44.45	66.19	42
r50j	50.64	35.19	58.33	68.13	59
r75j	64.01	19.11	74.45	76.87	76
j00g	83.18	-3.93	97.56	97.64	92
j25g	66.73	-26.86	74.66	79.35	110
j50g	54.03	-43.42	57.07	71.71	127
j75g	44.73	-54.21	38.33	66.4	145
g00b	47.59	-44.11	14.14	46.33	162
g25b	49.97	-35.68	-6.03	36.19	190
g50b	51.85	-29.05	-21.88	36.38	217
g75b	46.92	-15.53	-32.37	35.92	244
b00r	37.91	1.15	-38.05	38.08	272
b25r	23.81	27.31	-46.96	54.33	300
b50r	29.52	62.07	-37.87	72.72	329
b75r	36.48	64.24	-3.31	64.33	357



Input and output: Colorimetric Printer Reflective System FRS15_90a for relative CIELAB hue $h^* = lab^*h^* = h_{ab}/360 = 244/360 = 0.679$
 data for any colour:

$u^* = g75b$
 lab^*rgb^*

lab^*tch^* and lab^*icu^*
 elementary hue text:
 $u^* = g75b$
 contrast reduction factor:
 $c_R = 0.9$
 triangle lightness t^*



FRS15_90a; CIELAB data

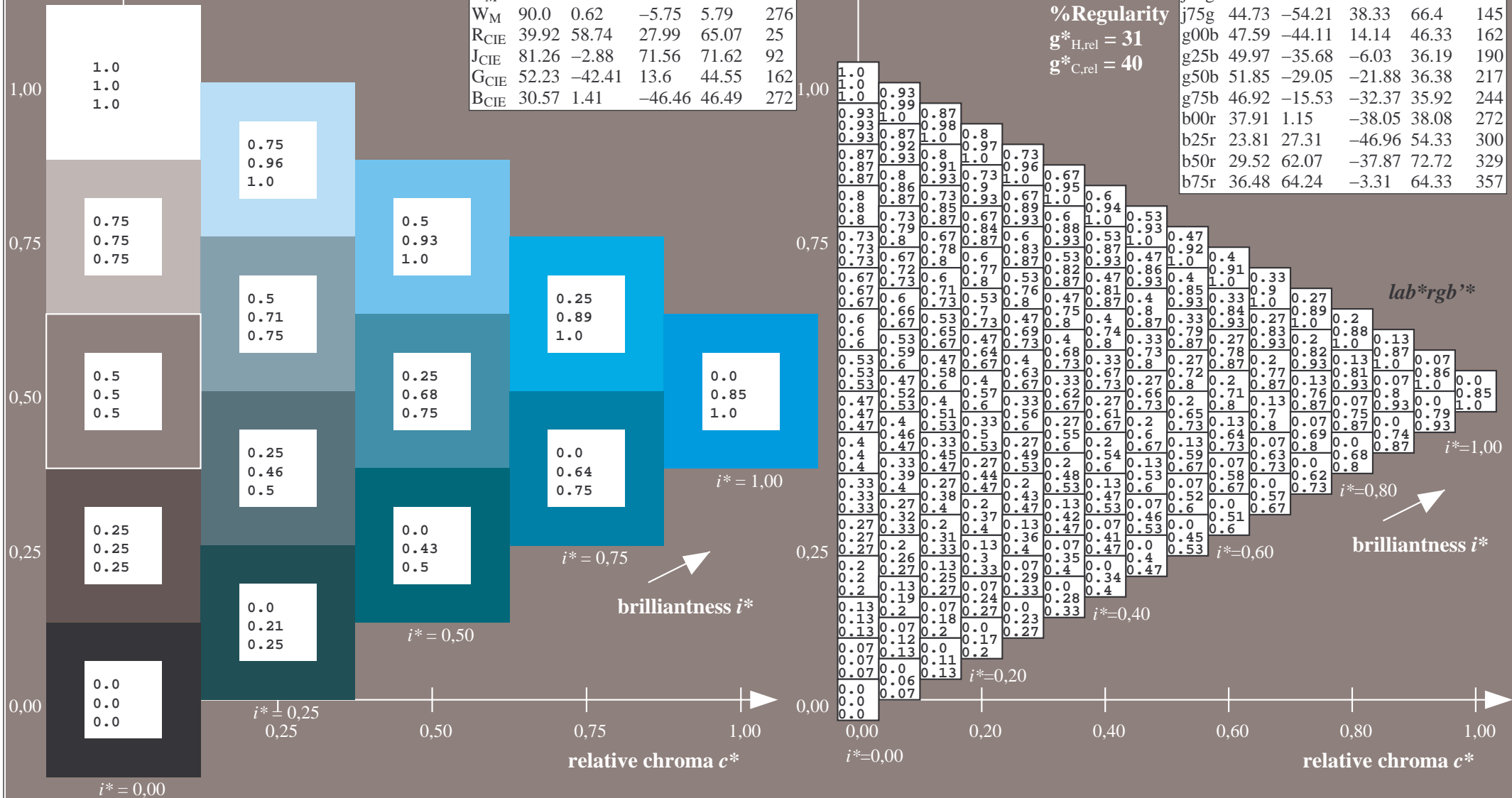
	$L^*=L^*$	a^*	b^*	C^*_{ab}	h^*_{ab}
O_M	35.06	54.41	35.65	65.05	33
Y_M	83.77	-4.03	92.72	92.8	92
L_M	44.13	-55.82	39.15	68.19	145
C_M	52.66	-25.66	-33.24	42.01	232
V_M	14.15	45.64	-56.26	72.45	309
M_M	37.37	71.17	-34.08	78.92	334
N_M	15.0	0.43	-3.22	3.26	278
W_M	90.0	0.62	-5.75	5.79	276
R_{CIE}	39.92	58.74	27.99	65.07	25
J_{CIE}	81.26	-2.88	71.56	71.62	92
G_{CIE}	52.23	-42.41	13.6	44.55	162
B_{CIE}	30.57	1.41	-46.46	46.49	272

Data for maximum colour (Ma):

$LAB^*LAB^*_Ma: 47 -15 -31$
 $LAB^*LCH^*_Ma: 47 36 244$
 $lab^*rgb^*_Ma: 0.0 0.5 1.0$
 $lab^*olv^*_Ma: 0.0 0.85 1.0$

FRS15_90a; adapted (a) CIELAB data

	$L^*=L^*_a$	a^*_a	b^*_a	$C^*_{ab,a}$	$h^*_{ab,a}$
r00j	35.47	56.92	27.12	63.05	25
r25j	39.12	49.04	44.45	66.19	42
r50j	50.64	35.19	58.33	68.13	59
r75j	64.01	19.11	74.45	76.87	76
j00g	83.18	-3.93	97.56	97.64	92
j25g	66.73	-26.86	74.66	79.35	110
j50g	54.03	-43.42	57.07	71.71	127
j75g	44.73	-54.21	38.33	66.4	145
g00b	47.59	-44.11	14.14	46.33	162
g25b	49.97	-35.68	-6.03	36.19	190
g50b	51.85	-29.05	-21.88	36.38	217
g75b	46.92	-15.53	-32.37	35.92	244
b00r	37.91	1.15	-38.05	38.08	272
b25r	23.81	27.31	-46.96	54.33	300
b50r	29.52	62.07	-37.87	72.72	329
b75r	36.48	64.24	-3.31	64.33	357



%Gamut
 $u^*_{rel} = 88$
 %Regularity
 $g^*_{H,rel} = 31$
 $g^*_{C,rel} = 40$

Input and output: Colorimetric Printer Reflective System FRS15_90a for relative CIELAB hue $h^* = lab^*h^* = h_{ab}/360 = 272/360 = 0.755$

$u^* = b00r$

data for any colour:

lab^*tch^* and lab^*icu^*

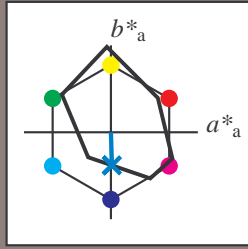
elementary hue text:

$u^* = b00r$

contrast reduction factor:

$c_R = 0.9$

triangle lightness t^*



FRS15_90a; CIELAB data					
	$L^*=L^*$	a^*	b^*	C^*_{ab}	h^*_{ab}
O_M	35.06	54.41	35.65	65.05	33
Y_M	83.77	-4.03	92.72	92.8	92
L_M	44.13	-55.82	39.15	68.19	145
C_M	52.66	-25.66	-33.24	42.01	232
V_M	14.15	45.64	-56.26	72.45	309
M_M	37.37	71.17	-34.08	78.92	334
N_M	15.0	0.43	-3.22	3.26	278
W_M	90.0	0.62	-5.75	5.79	276
R_{CIE}	39.92	58.74	27.99	65.07	25
J_{CIE}	81.26	-2.88	71.56	71.62	92
G_{CIE}	52.23	-42.41	13.6	44.55	162
B_{CIE}	30.57	1.41	-46.46	46.49	272

Data for maximum colour (Ma):

$LAB^*LAB^*_Ma: 38 \ 1 \ -37$

$LAB^*LCH^*_Ma: 38 \ 38 \ 272$

$lab^*rgb^*_Ma: 0.0 \ 0.0 \ 1.0$

$lab^*olv^*_Ma: 0.0 \ 0.62 \ 1.0$

triangle lightness t^*

%Gamut

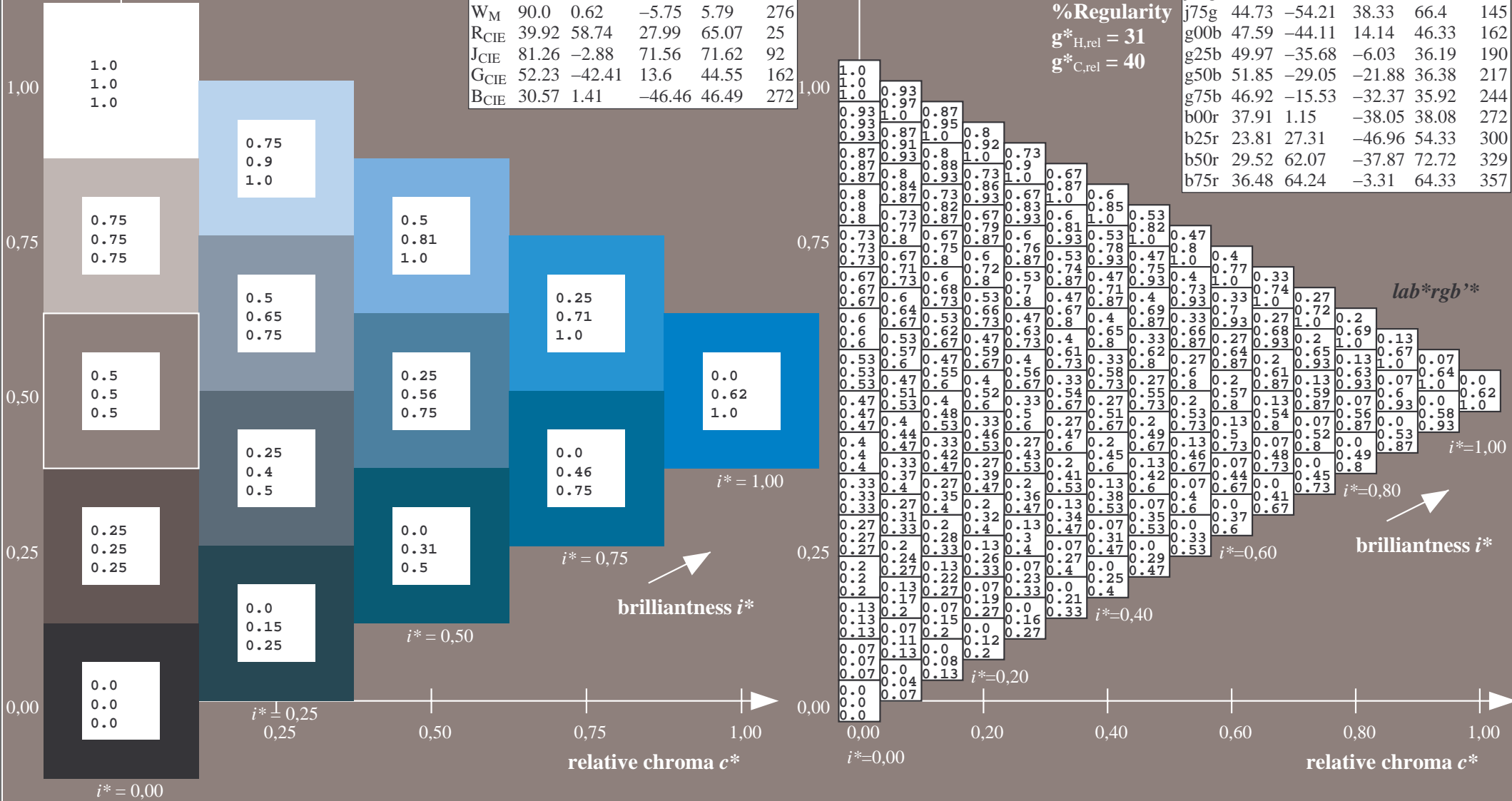
$u^*_{rel} = 88$

%Regularity

$g^*_{H,rel} = 31$

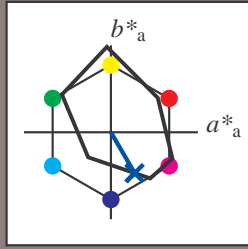
$g^*_{C,rel} = 40$

FRS15_90a; adapted (a) CIELAB data					
	$L^*=L^*_a$	a^*_a	b^*_a	$C^*_{ab,a}$	$h^*_{ab,a}$
r00j	35.47	56.92	27.12	63.05	25
r25j	39.12	49.04	44.45	66.19	42
r50j	50.64	35.19	58.33	68.13	59
r75j	64.01	19.11	74.45	76.87	76
j00g	83.18	-3.93	97.56	97.64	92
j25g	66.73	-26.86	74.66	79.35	110
j50g	54.03	-43.42	57.07	71.71	127
j75g	44.73	-54.21	38.33	66.4	145
g00b	47.59	-44.11	14.14	46.33	162
g25b	49.97	-35.68	-6.03	36.19	190
g50b	51.85	-29.05	-21.88	36.38	217
g75b	46.92	-15.53	-32.37	35.92	244
b00r	37.91	1.15	-38.05	38.08	272
b25r	23.81	27.31	-46.96	54.33	300
b50r	29.52	62.07	-37.87	72.72	329
b75r	36.48	64.24	-3.31	64.33	357



Input and output: Colorimetric Printer Reflective System FRS15_90a for relative CIELAB hue $h^* = lab^*h^* = h_{ab}/360 = 300/360 = 0.834$
 data for any colour:

lab^*tch^* and lab^*icu^*
 elementary hue text:
 $u^* = b25r$
 contrast reduction factor:
 $c_R = 0.9$
 triangle lightness t^*

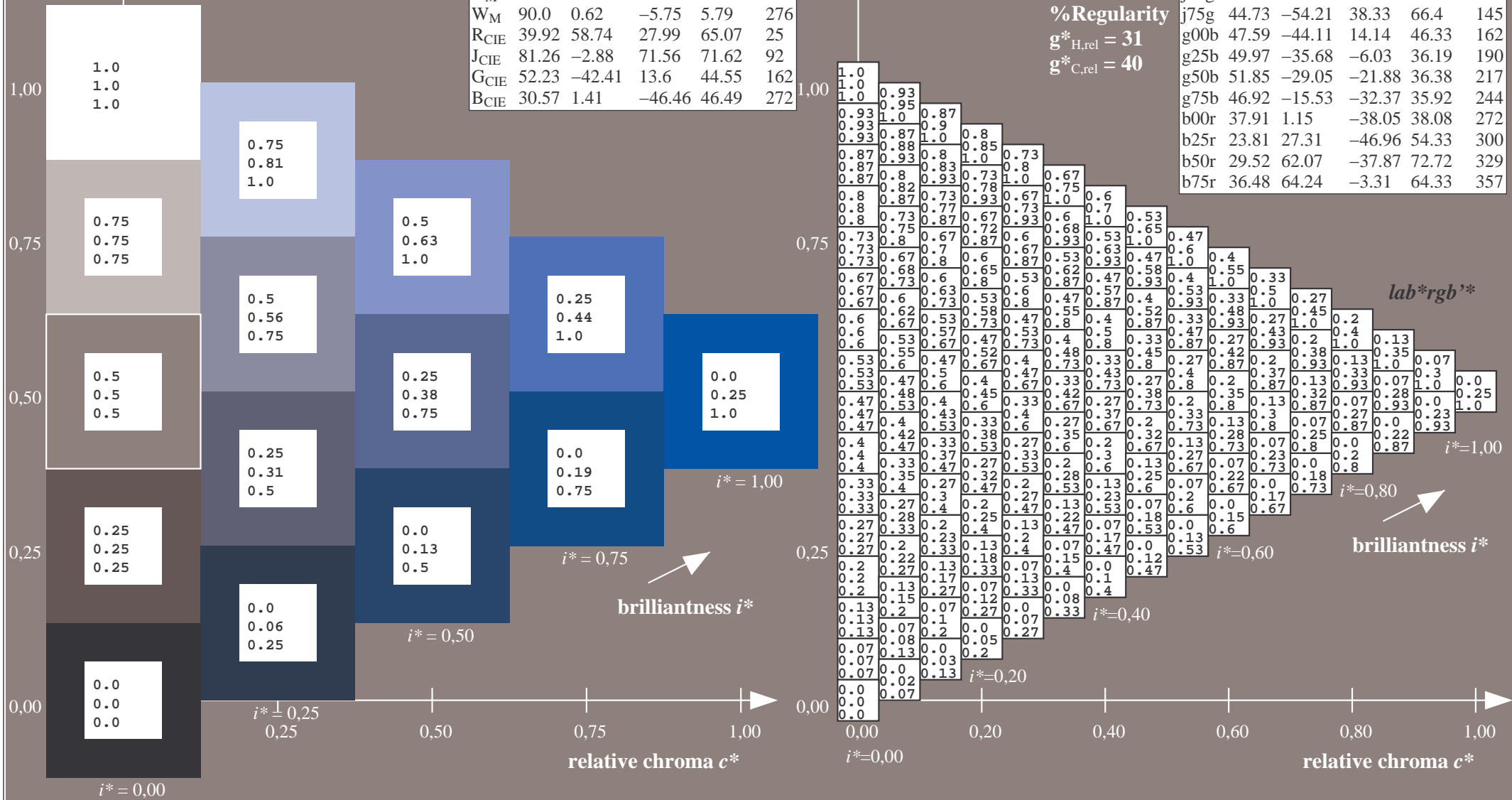


FRS15_90a; CIELAB data					
	$L^*=L^*$	a^*	b^*	C^*_{ab}	h^*_{ab}
O _M	35.06	54.41	35.65	65.05	33
Y _M	83.77	-4.03	92.72	92.8	92
L _M	44.13	-55.82	39.15	68.19	145
C _M	52.66	-25.66	-33.24	42.01	232
V _M	14.15	45.64	-56.26	72.45	309
M _M	37.37	71.17	-34.08	78.92	334
N _M	15.0	0.43	-3.22	3.26	278
W _M	90.0	0.62	-5.75	5.79	276
R _{CIE}	39.92	58.74	27.99	65.07	25
J _{CIE}	81.26	-2.88	71.56	71.62	92
G _{CIE}	52.23	-42.41	13.6	44.55	162
B _{CIE}	30.57	1.41	-46.46	46.49	272

Data for maximum colour (Ma):

LAB^*LAB^*Ma : 24 27 -46
 LAB^*LCH^*Ma : 24 54 300
 lab^*rgb^*Ma : 0.5 0.0 1.0
 lab^*olv^*Ma : 0.0 0.25 1.0

FRS15_90a; adapted (a) CIELAB data					
	$L^*=L^*_a$	a^*_a	b^*_a	$C^*_{ab,a}$	$h^*_{ab,a}$
r00j	35.47	56.92	27.12	63.05	25
r25j	39.12	49.04	44.45	66.19	42
r50j	50.64	35.19	58.33	68.13	59
r75j	64.01	19.11	74.45	76.87	76
j00g	83.18	-3.93	97.56	97.64	92
j25g	66.73	-26.86	74.66	79.35	110
j50g	54.03	-43.42	57.07	71.71	127
j75g	44.73	-54.21	38.33	66.4	145
g00b	47.59	-44.11	14.14	46.33	162
g25b	49.97	-35.68	-6.03	36.19	190
g50b	51.85	-29.05	-21.88	36.38	217
g75b	46.92	-15.53	-32.37	35.92	244
b00r	37.91	1.15	-38.05	38.08	272
b25r	23.81	27.31	-46.96	54.33	300
b50r	29.52	62.07	-37.87	72.72	329
b75r	36.48	64.24	-3.31	64.33	357



%Gamut
 $u^*_{rel} = 88$
 %Regularity
 $g^*_{H,rel} = 31$
 $g^*_{C,rel} = 40$

lab^*rgb^*

$i^* = 1,00$

$i^* = 0,80$

brilliantness i^*

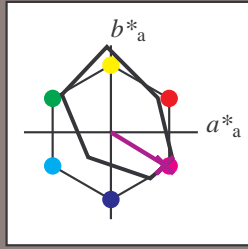
$i^* = 0,60$

$i^* = 0,40$

$i^* = 0,20$

Input and output: Colorimetric Printer Reflective System FRS15_90a for relative CIELAB hue $h^* = lab^*h^* = h_{ab}/360 = 329/360 = 0.913$
 data for any colour:

lab^*tch^* and lab^*icu^*
 elementary hue text:
 $u^* = b50r$
 contrast reduction factor:
 $c_R = 0.9$
 triangle lightness t^*



FRS15_90a; CIELAB data

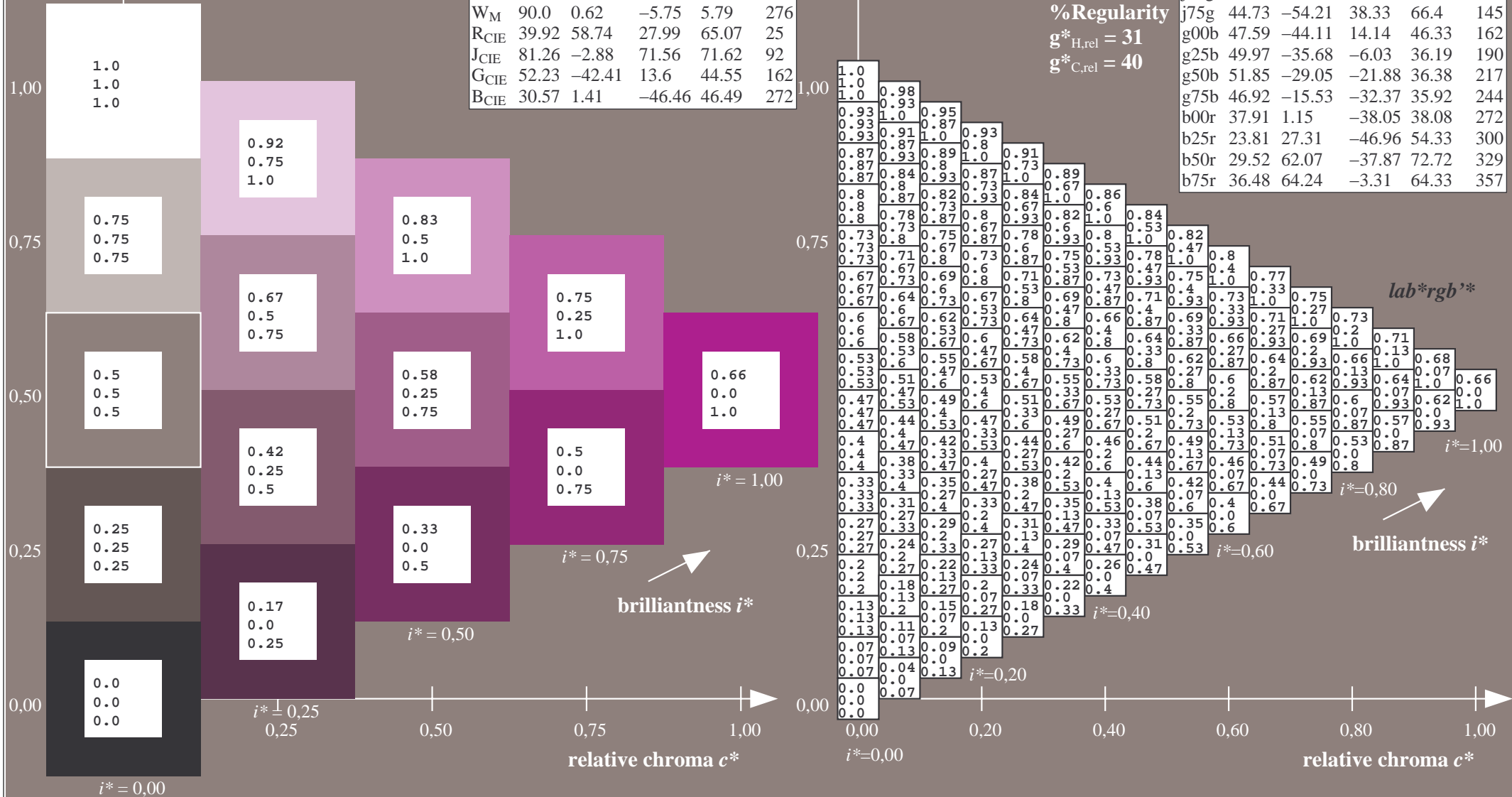
	$L^*=L^*$	a^*	b^*	C^*_{ab}	h^*_{ab}
O_M	35.06	54.41	35.65	65.05	33
Y_M	83.77	-4.03	92.72	92.8	92
L_M	44.13	-55.82	39.15	68.19	145
C_M	52.66	-25.66	-33.24	42.01	232
V_M	14.15	45.64	-56.26	72.45	309
M_M	37.37	71.17	-34.08	78.92	334
N_M	15.0	0.43	-3.22	3.26	278
W_M	90.0	0.62	-5.75	5.79	276
R_{CIE}	39.92	58.74	27.99	65.07	25
J_{CIE}	81.26	-2.88	71.56	71.62	92
G_{CIE}	52.23	-42.41	13.6	44.55	162
B_{CIE}	30.57	1.41	-46.46	46.49	272

Data for maximum colour (Ma):

$LAB^*LAB^*_Ma: 30\ 62\ -37$
 $LAB^*LCH^*_Ma: 30\ 73\ 329$
 $lab^*rgb^*_Ma: 1.0\ 0.0\ 1.0$
 $lab^*olv^*_Ma: 0.66\ 0.0\ 1.0$

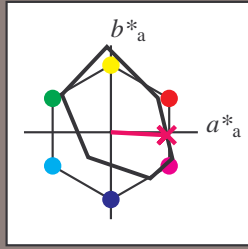
FRS15_90a; adapted (a) CIELAB data

	$L^*=L^*_a$	a^*_a	b^*_a	$C^*_{ab,a}$	$h^*_{ab,a}$
r00j	35.47	56.92	27.12	63.05	25
r25j	39.12	49.04	44.45	66.19	42
r50j	50.64	35.19	58.33	68.13	59
r75j	64.01	19.11	74.45	76.87	76
j00g	83.18	-3.93	97.56	97.64	92
j25g	66.73	-26.86	74.66	79.35	110
j50g	54.03	-43.42	57.07	71.71	127
j75g	44.73	-54.21	38.33	66.4	145
g00b	47.59	-44.11	14.14	46.33	162
g25b	49.97	-35.68	-6.03	36.19	190
g50b	51.85	-29.05	-21.88	36.38	217
g75b	46.92	-15.53	-32.37	35.92	244
b00r	37.91	1.15	-38.05	38.08	272
b25r	23.81	27.31	-46.96	54.33	300
b50r	29.52	62.07	-37.87	72.72	329
b75r	36.48	64.24	-3.31	64.33	357



Input and output: Colorimetric Printer Reflective System FRS15_90a for relative CIELAB hue $h^* = lab^*h^* = h_{ab}/360 = 357/360 = 0.992$
 data for any colour:

lab^*tch^* and lab^*icu^*
 elementary hue text:
 $u^* = b75r$
 contrast reduction factor:
 $c_R = 0.9$
 triangle lightness t^*



FRS15_90a; CIELAB data

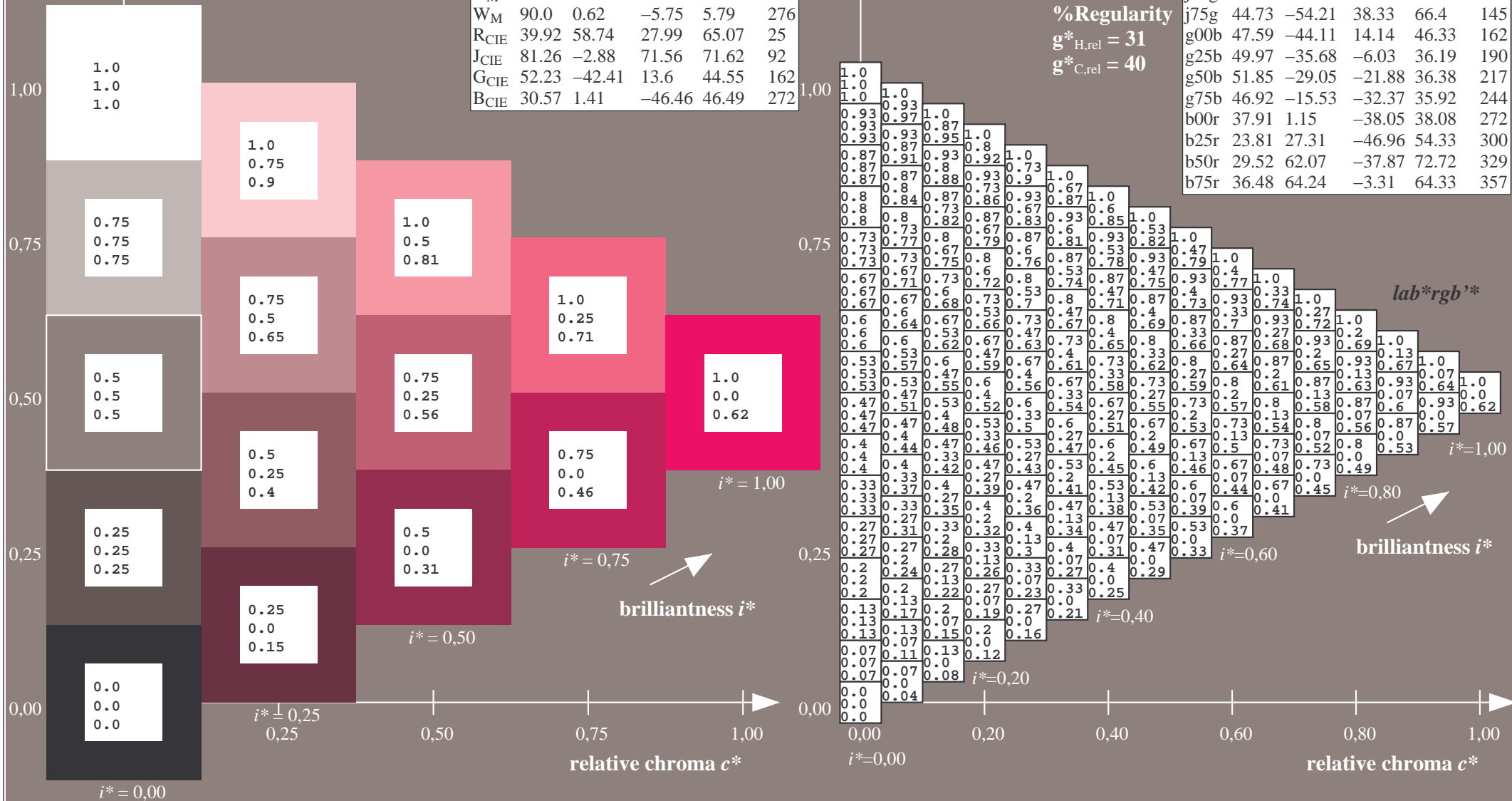
	$L^*=L^*$	a^*	b^*	C^*_{ab}	h^*_{ab}
O _M	35.06	54.41	35.65	65.05	33
Y _M	83.77	-4.03	92.72	92.8	92
L _M	44.13	-55.82	39.15	68.19	145
C _M	52.66	-25.66	-33.24	42.01	232
V _M	14.15	45.64	-56.26	72.45	309
M _M	37.37	71.17	-34.08	78.92	334
N _M	15.0	0.43	-3.22	3.26	278
W _M	90.0	0.62	-5.75	5.79	276
R _{CIE}	39.92	58.74	27.99	65.07	25
J _{CIE}	81.26	-2.88	71.56	71.62	92
G _{CIE}	52.23	-42.41	13.6	44.55	162
B _{CIE}	30.57	1.41	-46.46	46.49	272

Data for maximum colour (Ma):

$LAB^*LAB^*Ma: 36\ 64\ -2$
 $LAB^*LCH^*Ma: 36\ 64\ 357$
 $lab^*rgb^*Ma: 1.0\ 0.0\ 0.5$
 $lab^*olv^*Ma: 1.0\ 0.0\ 0.62$

FRS15_90a; adapted (a) CIELAB data

	$L^*=L^*_a$	a^*_a	b^*_a	$C^*_{ab,a}$	$h^*_{ab,a}$
r00j	35.47	56.92	27.12	63.05	25
r25j	39.12	49.04	44.45	66.19	42
r50j	50.64	35.19	58.33	68.13	59
r75j	64.01	19.11	74.45	76.87	76
j00g	83.18	-3.93	97.56	97.64	92
j25g	66.73	-26.86	74.66	79.35	110
j50g	54.03	-43.42	57.07	71.71	127
j75g	44.73	-54.21	38.33	66.4	145
g00b	47.59	-44.11	14.14	46.33	162
g25b	49.97	-35.68	-6.03	36.19	190
g50b	51.85	-29.05	-21.88	36.38	217
g75b	46.92	-15.53	-32.37	35.92	244
b00r	37.91	1.15	-38.05	38.08	272
b25r	23.81	27.31	-46.96	54.33	300
b50r	29.52	62.07	-37.87	72.72	329
b75r	36.48	64.24	-3.31	64.33	357



%Gamut
 $u^*_{rel} = 88$
 %Regularity
 $g^*_{H,rel} = 31$
 $g^*_{C,rel} = 40$

$u^* = b75r$
 lab^*rgb^*

lab^*rgb^*

$i^* = 1,00$

$i^* = 0,80$

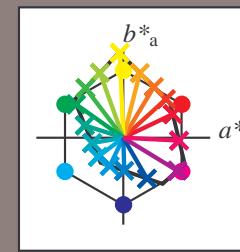
brilliantness i^*

$i^* = 0,40$

$i^* = 0,20$

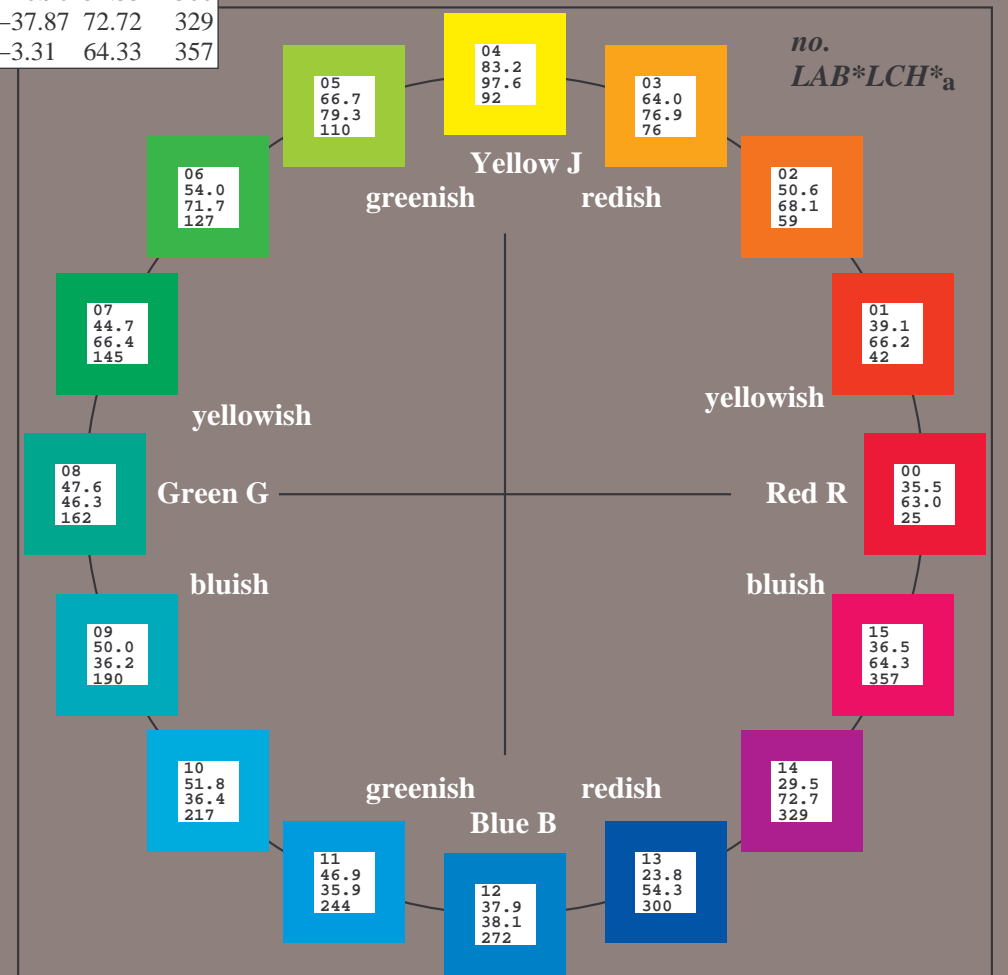
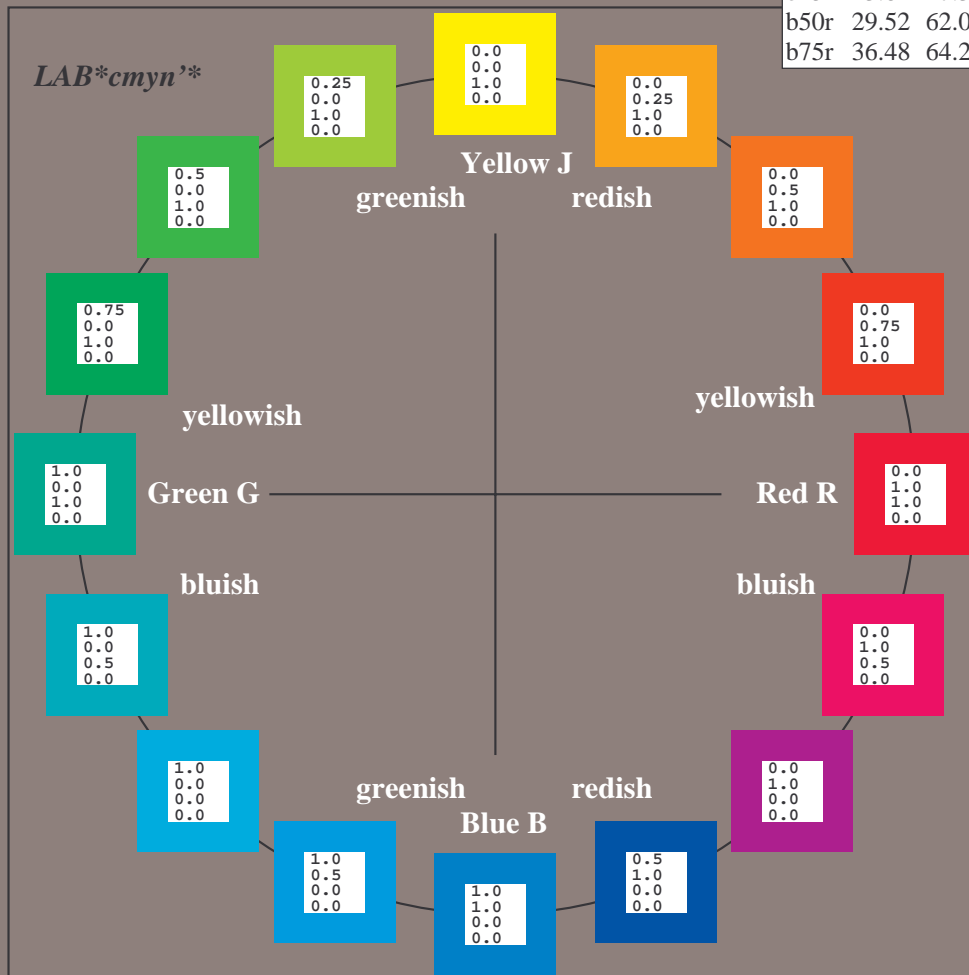
Input and output:
 Colorimetric Printer Reflective System FRS15_90a
 data for any colour:
*lab*tch** and *lab*icu**
 elementary hue text:
*u** = 16 hues *r00j*, *r25j*, ..., *b75r*
 contrast reduction factor:
 $c_R = 0.9$

FRS15_90a; adapted (a) CIELAB data					
	$L^*=L^*_a$	a^*_a	b^*_a	$C^*_{ab,a}$	$h^*_{ab,a}$
r00j	35.47	56.92	27.12	63.05	25
r25j	39.12	49.04	44.45	66.19	42
r50j	50.64	35.19	58.33	68.13	59
r75j	64.01	19.11	74.45	76.87	76
j00g	83.18	-3.93	97.56	97.64	92
j25g	66.73	-26.86	74.66	79.35	110
j50g	54.03	-43.42	57.07	71.71	127
j75g	44.73	-54.21	38.33	66.4	145
g00b	47.59	-44.11	14.14	46.33	162
g25b	49.97	-35.68	-6.03	36.19	190
g50b	51.85	-29.05	-21.88	36.38	217
g75b	46.92	-15.53	-32.37	35.92	244
b00r	37.91	1.15	-38.05	38.08	272
b25r	23.81	27.31	-46.96	54.33	300
b50r	29.52	62.07	-37.87	72.72	329
b75r	36.48	64.24	-3.31	64.33	357



%Gamut
 $u^*_{rel} = 88$
 %Regularity
 $g^*_{H,rel} = 31$
 $g^*_{C,rel} = 40$

FRS15_90a; CIELAB data					
	$L^*=L^*$	a^*	b^*	C^*_{ab}	h^*_{ab}
O _M	35.06	54.41	35.65	65.05	33
Y _M	83.77	-4.03	92.72	92.8	92
L _M	44.13	-55.82	39.15	68.19	145
C _M	52.66	-25.66	-33.24	42.01	232
V _M	14.15	45.64	-56.26	72.45	309
M _M	37.37	71.17	-34.08	78.92	334
N _M	15.0	0.43	-3.22	3.26	278
W _M	90.0	0.62	-5.75	5.79	276
R _{CIE}	39.92	58.74	27.99	65.07	25
J _{CIE}	81.26	-2.88	71.56	71.62	92
G _{CIE}	52.23	-42.41	13.6	44.55	162
B _{CIE}	30.57	1.41	-46.46	46.49	272



Input and output: Colorimetric Printer Reflective System FRS15_90a for relative CIELAB hue $h^* = lab^*h^* = h_{ab}/360 = 25/360 = 0.071$

$u^* = r00j$

data for any colour:

lab^*tch^* and lab^*icu^*

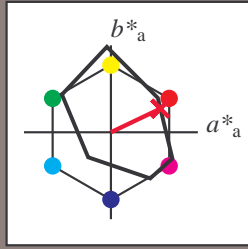
elementary hue text:

$u^* = r00j$

contrast reduction factor:

$c_R = 0.9$

triangle lightness t^*



FRS15_90a; CIELAB data					
	$L^*=L^*$	a^*	b^*	C^*_{ab}	h^*_{ab}
O _M	35.06	54.41	35.65	65.05	33
Y _M	83.77	-4.03	92.72	92.8	92
L _M	44.13	-55.82	39.15	68.19	145
C _M	52.66	-25.66	-33.24	42.01	232
V _M	14.15	45.64	-56.26	72.45	309
M _M	37.37	71.17	-34.08	78.92	334
N _M	15.0	0.43	-3.22	3.26	278
W _M	90.0	0.62	-5.75	5.79	276
R _{CIE}	39.92	58.74	27.99	65.07	25
J _{CIE}	81.26	-2.88	71.56	71.62	92
G _{CIE}	52.23	-42.41	13.6	44.55	162
B _{CIE}	30.57	1.41	-46.46	46.49	272

Data for maximum colour (Ma):

$LAB^*LAB^*_Ma: 35\ 57\ 27$

$LAB^*LCH^*_Ma: 35\ 63\ 25$

$lab^*rgb^*_Ma: 1.0\ 0.0\ 0.0$

$lab^*olv^*_Ma: 1.0\ 0.0\ 0.18$

triangle lightness t^*

%Gamut

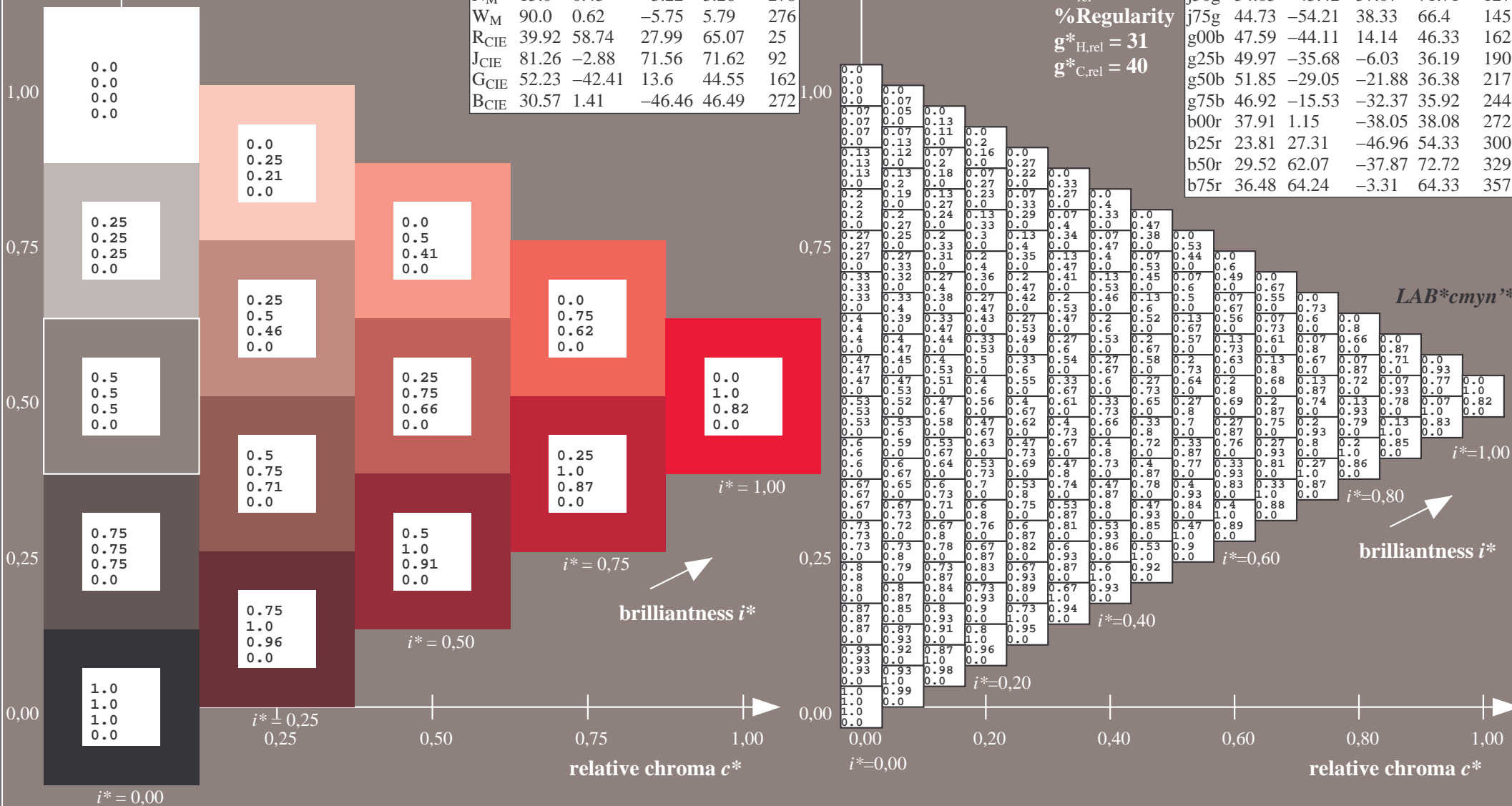
$u^*_{rel} = 88$

%Regularity

$g^*_{H,rel} = 31$

$g^*_{C,rel} = 40$

FRS15_90a; adapted (a) CIELAB data					
	$L^*=L^*_a$	a^*_a	b^*_a	$C^*_{ab,a}$	$h^*_{ab,a}$
r00j	35.47	56.92	27.12	63.05	25
r25j	39.12	49.04	44.45	66.19	42
r50j	50.64	35.19	58.33	68.13	59
r75j	64.01	19.11	74.45	76.87	76
j00g	83.18	-3.93	97.56	97.64	92
j25g	66.73	-26.86	74.66	79.35	110
j50g	54.03	-43.42	57.07	71.71	127
j75g	44.73	-54.21	38.33	66.4	145
g00b	47.59	-44.11	14.14	46.33	162
g25b	49.97	-35.68	-6.03	36.19	190
g50b	51.85	-29.05	-21.88	36.38	217
g75b	46.92	-15.53	-32.37	35.92	244
b00r	37.91	1.15	-38.05	38.08	272
b25r	23.81	27.31	-46.96	54.33	300
b50r	29.52	62.07	-37.87	72.72	329
b75r	36.48	64.24	-3.31	64.33	357



Input and output: Colorimetric Printer Reflective System FRS15_90a for relative CIELAB hue $h^* = lab^*h^* = h_{ab}/360 = 42/360 = 0.117$

$u^* = r25j$

data for any colour:

lab^*tch^* and lab^*icu^*

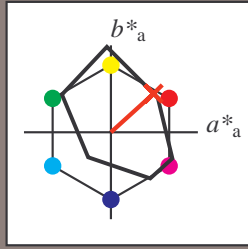
elementary hue text:

$u^* = r25j$

contrast reduction factor:

$c_R = 0.9$

triangle lightness t^*



FRS15_90a; CIELAB data					
	$L^*=L^*$	a^*	b^*	C^*_{ab}	h^*_{ab}
O _M	35.06	54.41	35.65	65.05	33
Y _M	83.77	-4.03	92.72	92.8	92
L _M	44.13	-55.82	39.15	68.19	145
C _M	52.66	-25.66	-33.24	42.01	232
V _M	14.15	45.64	-56.26	72.45	309
M _M	37.37	71.17	-34.08	78.92	334
N _M	15.0	0.43	-3.22	3.26	278
W _M	90.0	0.62	-5.75	5.79	276
R _{CIE}	39.92	58.74	27.99	65.07	25
J _{CIE}	81.26	-2.88	71.56	71.62	92
G _{CIE}	52.23	-42.41	13.6	44.55	162
B _{CIE}	30.57	1.41	-46.46	46.49	272

Data for maximum colour (Ma):

$LAB^*LAB^*_Ma: 39\ 49\ 44$

$LAB^*LCH^*_Ma: 39\ 66\ 42$

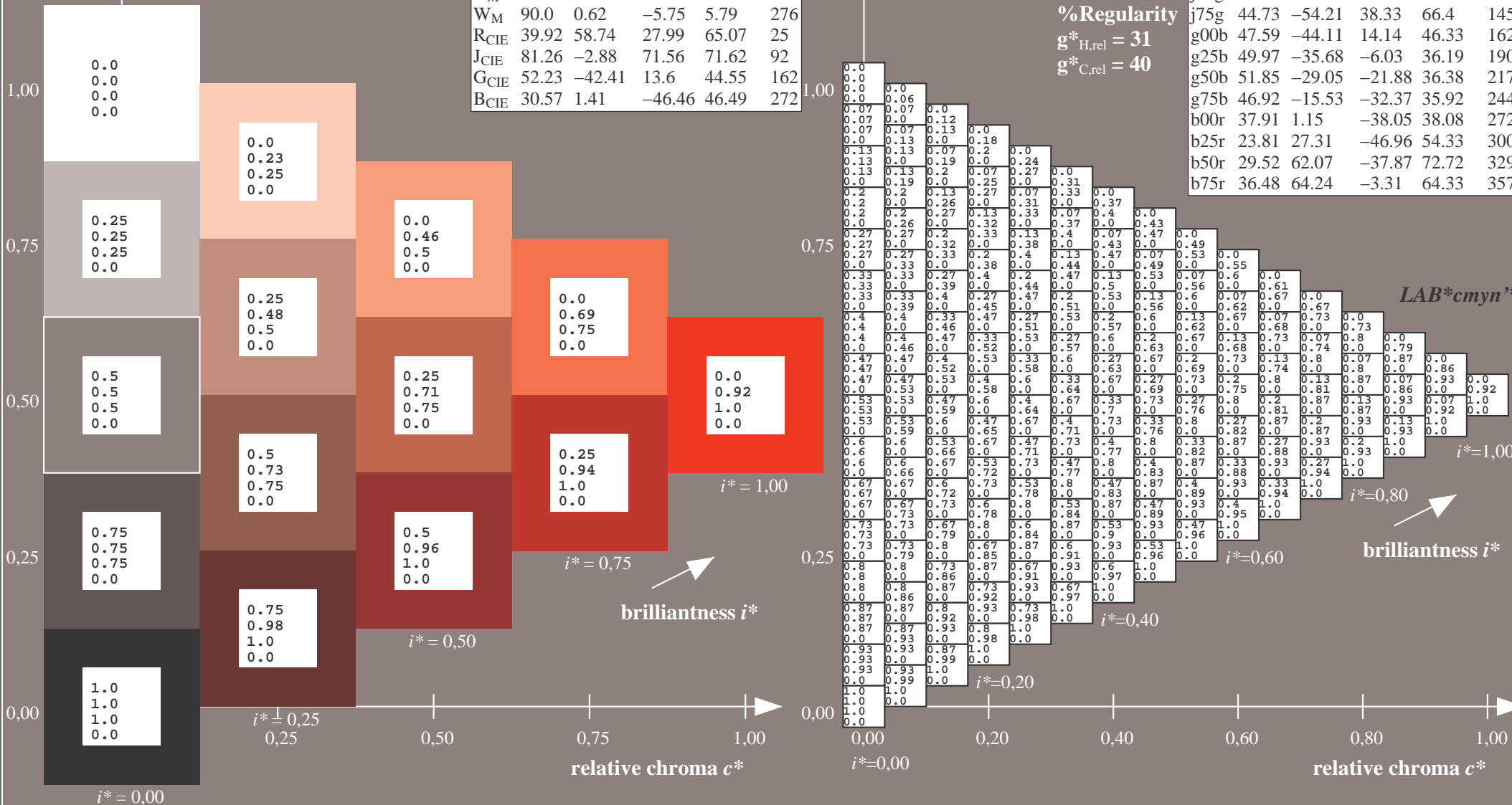
$lab^*rgb^*_Ma: 1.0\ 0.25\ 0.0$

$lab^*olv^*_Ma: 1.0\ 0.08\ 0.0$

triangle lightness t^*

%Gamut
 $u^*_{rel} = 88$
%Regularity
 $g^*_{H,rel} = 31$
 $g^*_{C,rel} = 40$

FRS15_90a; adapted (a) CIELAB data					
	$L^*=L^*_a$	a^*_a	b^*_a	$C^*_{ab,a}$	$h^*_{ab,a}$
r00j	35.47	56.92	27.12	63.05	25
r25j	39.12	49.04	44.45	66.19	42
r50j	50.64	35.19	58.33	68.13	59
r75j	64.01	19.11	74.45	76.87	76
j00g	83.18	-3.93	97.56	97.64	92
j25g	66.73	-26.86	74.66	79.35	110
j50g	54.03	-43.42	57.07	71.71	127
j75g	44.73	-54.21	38.33	66.4	145
g00b	47.59	-44.11	14.14	46.33	162
g25b	49.97	-35.68	-6.03	36.19	190
g50b	51.85	-29.05	-21.88	36.38	217
g75b	46.92	-15.53	-32.37	35.92	244
b00r	37.91	1.15	-38.05	38.08	272
b25r	23.81	27.31	-46.96	54.33	300
b50r	29.52	62.07	-37.87	72.72	329
b75r	36.48	64.24	-3.31	64.33	357



Input and output: Colorimetric Printer Reflective System FRS15_90a for relative CIELAB hue $h^* = lab^*h^* = h_{ab}/360 = 59/360 = 0.164$

$u^* = r50j$

data for any colour:

lab^*tch^* and lab^*icu^*

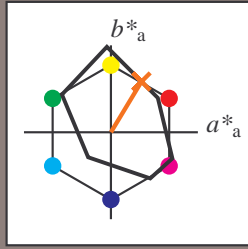
elementary hue text:

$u^* = r50j$

contrast reduction factor:

$c_R = 0.9$

triangle lightness t^*



FRS15_90a; CIELAB data					
	$L^*=L^*$	a^*	b^*	C^*_{ab}	h^*_{ab}
O _M	35.06	54.41	35.65	65.05	33
Y _M	83.77	-4.03	92.72	92.8	92
L _M	44.13	-55.82	39.15	68.19	145
C _M	52.66	-25.66	-33.24	42.01	232
V _M	14.15	45.64	-56.26	72.45	309
M _M	37.37	71.17	-34.08	78.92	334
N _M	15.0	0.43	-3.22	3.26	278
W _M	90.0	0.62	-5.75	5.79	276
R _{CIE}	39.92	58.74	27.99	65.07	25
J _{CIE}	81.26	-2.88	71.56	71.62	92
G _{CIE}	52.23	-42.41	13.6	44.55	162
B _{CIE}	30.57	1.41	-46.46	46.49	272

Data for maximum colour (Ma):

$LAB^*LAB^*_Ma: 51\ 35\ 58$

$LAB^*LCH^*_Ma: 51\ 68\ 59$

$lab^*rgb^*_Ma: 1.0\ 0.5\ 0.0$

$lab^*olv^*_Ma: 1.0\ 0.32\ 0.0$

triangle lightness t^*

%Gamut

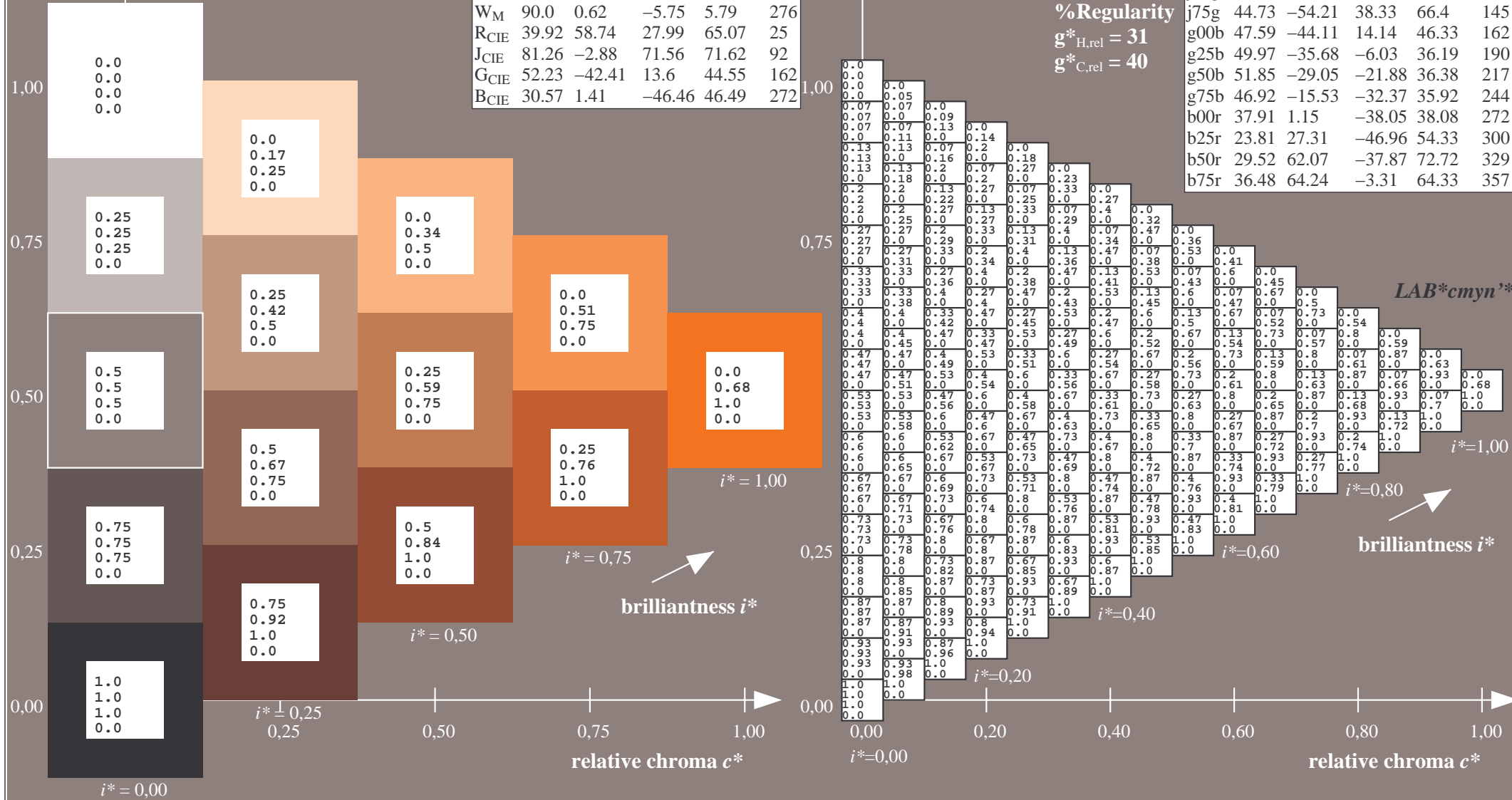
$u^*_{rel} = 88$

%Regularity

$g^*_{H,rel} = 31$

$g^*_{C,rel} = 40$

FRS15_90a; adapted (a) CIELAB data					
	$L^*=L^*_a$	a^*_a	b^*_a	$C^*_{ab,a}$	$h^*_{ab,a}$
r00j	35.47	56.92	27.12	63.05	25
r25j	39.12	49.04	44.45	66.19	42
r50j	50.64	35.19	58.33	68.13	59
r75j	64.01	19.11	74.45	76.87	76
j00g	83.18	-3.93	97.56	97.64	92
j25g	66.73	-26.86	74.66	79.35	110
j50g	54.03	-43.42	57.07	71.71	127
j75g	44.73	-54.21	38.33	66.4	145
g00b	47.59	-44.11	14.14	46.33	162
g25b	49.97	-35.68	-6.03	36.19	190
g50b	51.85	-29.05	-21.88	36.38	217
g75b	46.92	-15.53	-32.37	35.92	244
b00r	37.91	1.15	-38.05	38.08	272
b25r	23.81	27.31	-46.96	54.33	300
b50r	29.52	62.07	-37.87	72.72	329
b75r	36.48	64.24	-3.31	64.33	357



Input and output: Colorimetric Printer Reflective System FRS15_90a for relative CIELAB hue $h^* = lab^*h^* = h_{ab}/360 = 76/360 = 0.21$

$u^* = r75j$

data for any colour:

$LAB^*cmy^n^*$

lab^*tch^* and lab^*icu^*

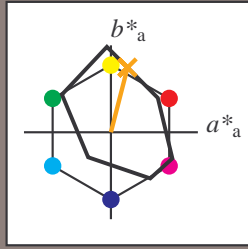
elementary hue text:

$u^* = r75j$

contrast reduction factor:

$c_R = 0.9$

triangle lightness t^*



FRS15_90a; CIELAB data					
	$L^*=L^*$	a^*	b^*	C^*_{ab}	h^*_{ab}
O _M	35.06	54.41	35.65	65.05	33
Y _M	83.77	-4.03	92.72	92.8	92
L _M	44.13	-55.82	39.15	68.19	145
C _M	52.66	-25.66	-33.24	42.01	232
V _M	14.15	45.64	-56.26	72.45	309
M _M	37.37	71.17	-34.08	78.92	334
N _M	15.0	0.43	-3.22	3.26	278
W _M	90.0	0.62	-5.75	5.79	276
R _{CIE}	39.92	58.74	27.99	65.07	25
J _{CIE}	81.26	-2.88	71.56	71.62	92
G _{CIE}	52.23	-42.41	13.6	44.55	162
B _{CIE}	30.57	1.41	-46.46	46.49	272

Data for maximum colour (Ma):

$LAB^*LAB^*Ma: 64\ 19\ 74$

$LAB^*LCH^*Ma: 64\ 77\ 76$

$lab^*rgb^*Ma: 1.0\ 0.75\ 0.0$

$lab^*olv^*Ma: 1.0\ 0.59\ 0.0$

triangle lightness t^*

%Gamut

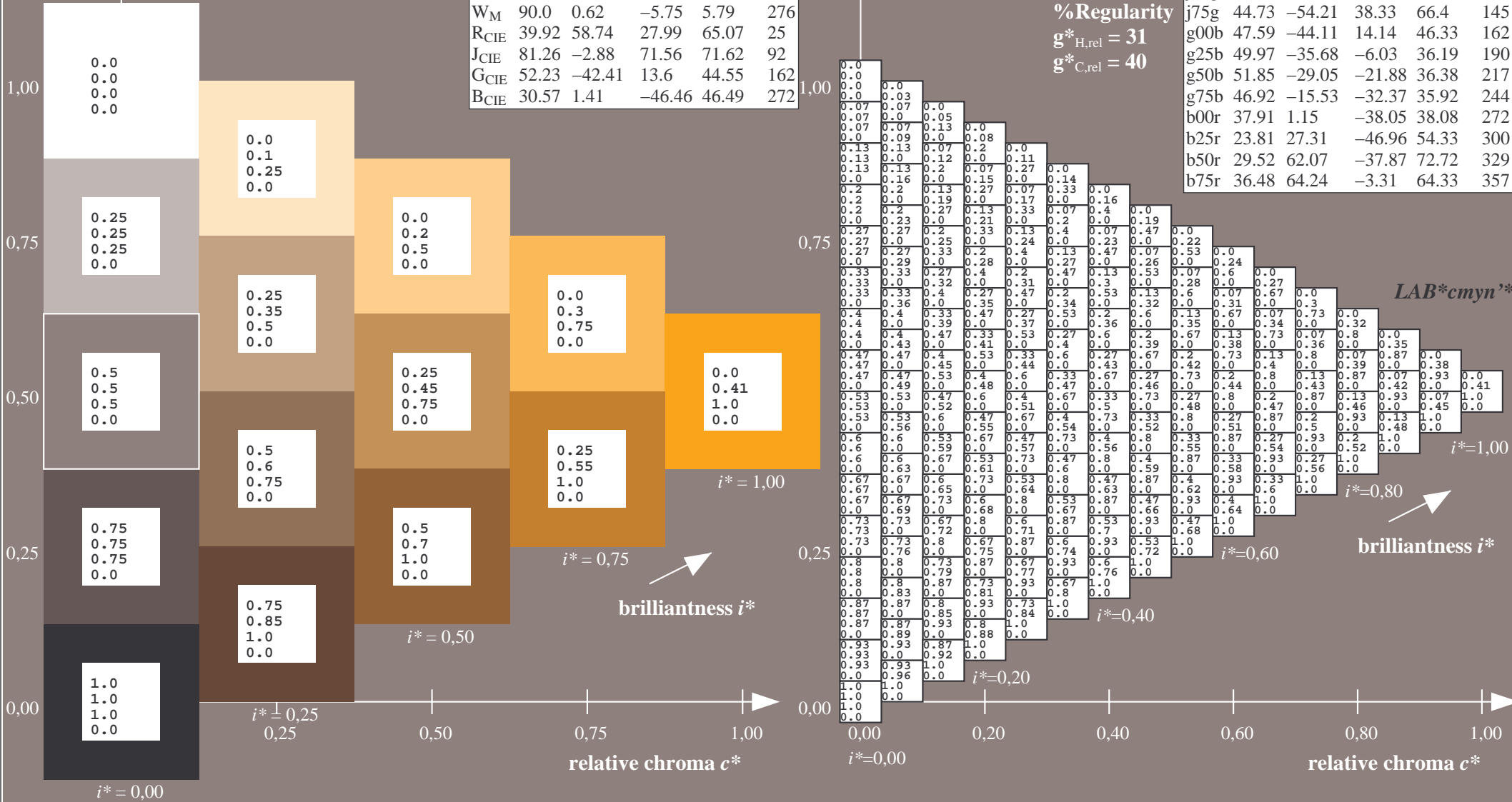
$u^*_{rel} = 88$

%Regularity

$g^*_{H,rel} = 31$

$g^*_{C,rel} = 40$

FRS15_90a; adapted (a) CIELAB data					
	$L^*=L^*_a$	a^*_a	b^*_a	$C^*_{ab,a}$	$h^*_{ab,a}$
r00j	35.47	56.92	27.12	63.05	25
r25j	39.12	49.04	44.45	66.19	42
r50j	50.64	35.19	58.33	68.13	59
r75j	64.01	19.11	74.45	76.87	76
j00g	83.18	-3.93	97.56	97.64	92
j25g	66.73	-26.86	74.66	79.35	110
j50g	54.03	-43.42	57.07	71.71	127
j75g	44.73	-54.21	38.33	66.4	145
g00b	47.59	-44.11	14.14	46.33	162
g25b	49.97	-35.68	-6.03	36.19	190
g50b	51.85	-29.05	-21.88	36.38	217
g75b	46.92	-15.53	-32.37	35.92	244
b00r	37.91	1.15	-38.05	38.08	272
b25r	23.81	27.31	-46.96	54.33	300
b50r	29.52	62.07	-37.87	72.72	329
b75r	36.48	64.24	-3.31	64.33	357



Input and output: Colorimetric Printer Reflective System FRS15_90a for relative CIELAB hue $h^* = lab^*h^* = h_{ab}/360 = 92/360 = 0.256$

$u^* = j00g$

data for any colour:

lab^*tch^* and lab^*icu^*

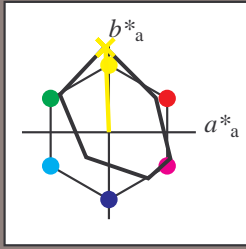
elementary hue text:

$u^* = j00g$

contrast reduction factor:

$c_R = 0.9$

triangle lightness t^*



FRS15_90a; CIELAB data					
	$L^*=L^*$	a^*	b^*	C^*_{ab}	h^*_{ab}
O _M	35.06	54.41	35.65	65.05	33
Y _M	83.77	-4.03	92.72	92.8	92
L _M	44.13	-55.82	39.15	68.19	145
C _M	52.66	-25.66	-33.24	42.01	232
V _M	14.15	45.64	-56.26	72.45	309
M _M	37.37	71.17	-34.08	78.92	334
N _M	15.0	0.43	-3.22	3.26	278
W _M	90.0	0.62	-5.75	5.79	276
R _{CIE}	39.92	58.74	27.99	65.07	25
J _{CIE}	81.26	-2.88	71.56	71.62	92
G _{CIE}	52.23	-42.41	13.6	44.55	162
B _{CIE}	30.57	1.41	-46.46	46.49	272

Data for maximum colour (Ma):

$LAB^*LAB^*Ma: 83 -3 98$

$LAB^*LCH^*Ma: 83 98 92$

$lab^*rgb^*Ma: 1.0 1.0 0.0$

$lab^*olv^*Ma: 1.0 0.99 0.0$

triangle lightness t^*

%Gamut

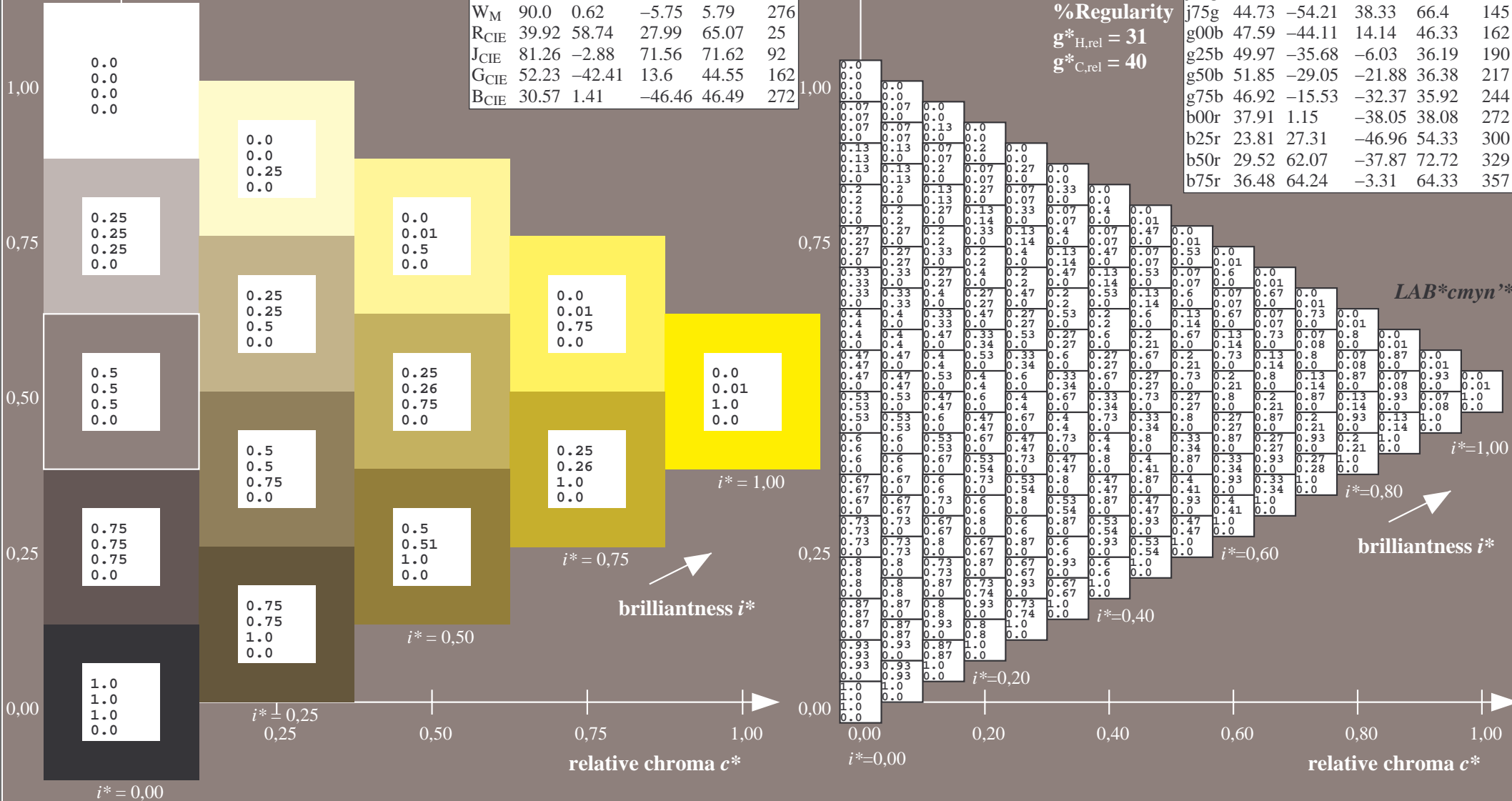
$u^*_{rel} = 88$

%Regularity

$g^*_{H,rel} = 31$

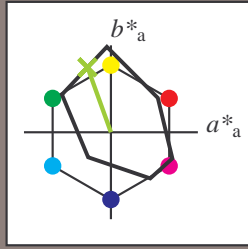
$g^*_{C,rel} = 40$

FRS15_90a; adapted (a) CIELAB data					
	$L^*=L^*_a$	a^*_a	b^*_a	$C^*_{ab,a}$	$h^*_{ab,a}$
r00j	35.47	56.92	27.12	63.05	25
r25j	39.12	49.04	44.45	66.19	42
r50j	50.64	35.19	58.33	68.13	59
r75j	64.01	19.11	74.45	76.87	76
j00g	83.18	-3.93	97.56	97.64	92
j25g	66.73	-26.86	74.66	79.35	110
j50g	54.03	-43.42	57.07	71.71	127
j75g	44.73	-54.21	38.33	66.4	145
g00b	47.59	-44.11	14.14	46.33	162
g25b	49.97	-35.68	-6.03	36.19	190
g50b	51.85	-29.05	-21.88	36.38	217
g75b	46.92	-15.53	-32.37	35.92	244
b00r	37.91	1.15	-38.05	38.08	272
b25r	23.81	27.31	-46.96	54.33	300
b50r	29.52	62.07	-37.87	72.72	329
b75r	36.48	64.24	-3.31	64.33	357



Input and output: Colorimetric Printer Reflective System FRS15_90a for relative CIELAB hue $h^* = lab^*h^* = h_{ab}/360 = 110/360 = 0.305$
 data for any colour:

lab^*tch^* and lab^*icu^*
 elementary hue text:
 $u^* = j25g$
 contrast reduction factor:
 $c_R = 0.9$
 triangle lightness t^*



FRS15_90a; CIELAB data

	$L^*=L^*$	a^*	b^*	C^*_{ab}	h^*_{ab}
O _M	35.06	54.41	35.65	65.05	33
Y _M	83.77	-4.03	92.72	92.8	92
L _M	44.13	-55.82	39.15	68.19	145
C _M	52.66	-25.66	-33.24	42.01	232
V _M	14.15	45.64	-56.26	72.45	309
M _M	37.37	71.17	-34.08	78.92	334
N _M	15.0	0.43	-3.22	3.26	278
W _M	90.0	0.62	-5.75	5.79	276
R _{CIE}	39.92	58.74	27.99	65.07	25
J _{CIE}	81.26	-2.88	71.56	71.62	92
G _{CIE}	52.23	-42.41	13.6	44.55	162
B _{CIE}	30.57	1.41	-46.46	46.49	272

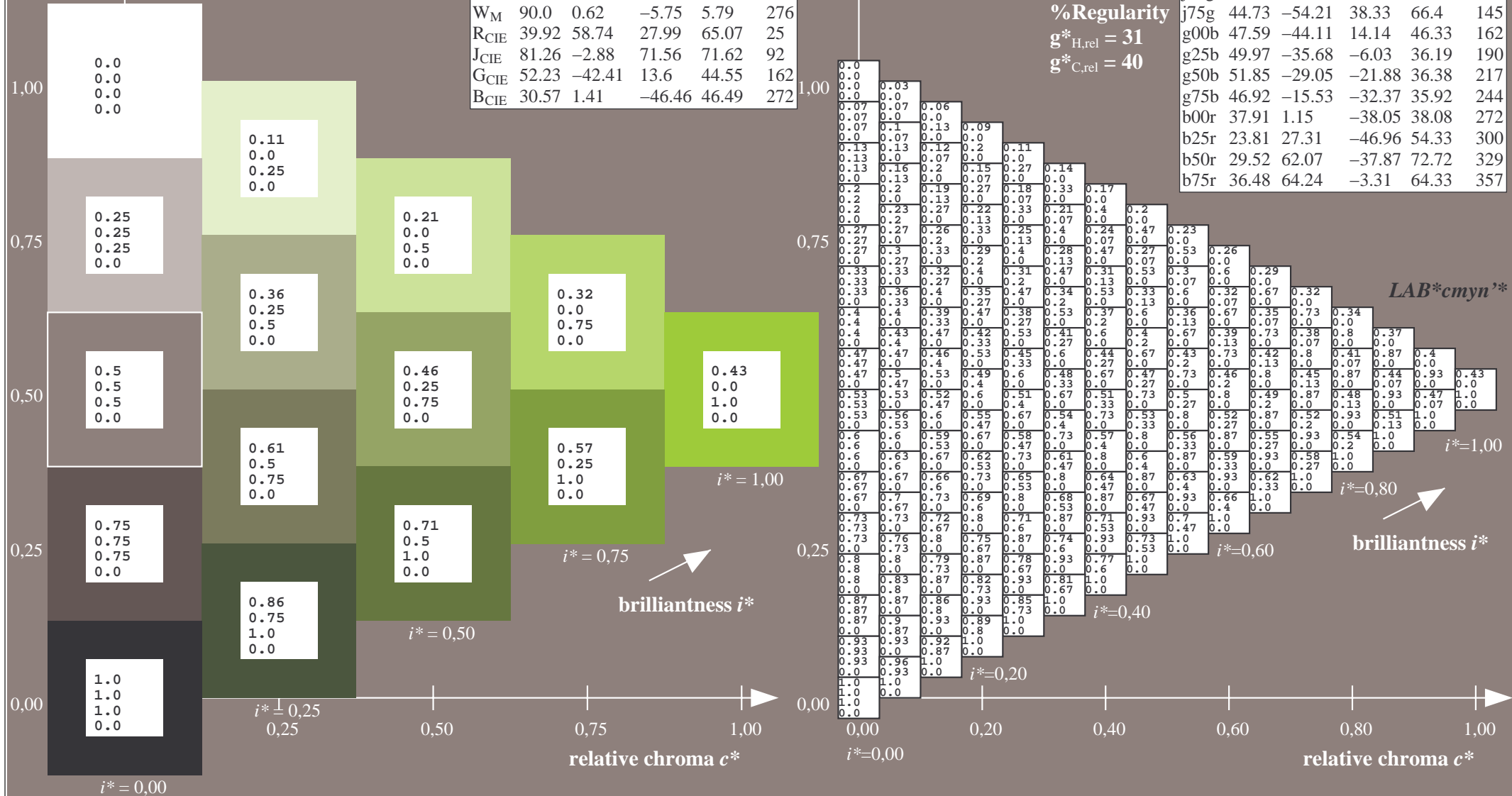
Data for maximum colour (Ma):

$LAB^*LAB^*_Ma: 67 -26 75$
 $LAB^*LCH^*_Ma: 67 79 110$
 $lab^*rgb^*_Ma: 0.75 1.0 0.0$
 $lab^*olv^*_Ma: 0.57 1.0 0.0$

$u^* = j25g$
 $LAB^*cmy^n^*$

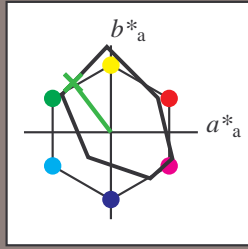
FRS15_90a; adapted (a) CIELAB data

	$L^*=L^*_a$	a^*_a	b^*_a	$C^*_{ab,a}$	$h^*_{ab,a}$
r00j	35.47	56.92	27.12	63.05	25
r25j	39.12	49.04	44.45	66.19	42
r50j	50.64	35.19	58.33	68.13	59
r75j	64.01	19.11	74.45	76.87	76
j00g	83.18	-3.93	97.56	97.64	92
j25g	66.73	-26.86	74.66	79.35	110
j50g	54.03	-43.42	57.07	71.71	127
j75g	44.73	-54.21	38.33	66.4	145
g00b	47.59	-44.11	14.14	46.33	162
g25b	49.97	-35.68	-6.03	36.19	190
g50b	51.85	-29.05	-21.88	36.38	217
g75b	46.92	-15.53	-32.37	35.92	244
b00r	37.91	1.15	-38.05	38.08	272
b25r	23.81	27.31	-46.96	54.33	300
b50r	29.52	62.07	-37.87	72.72	329
b75r	36.48	64.24	-3.31	64.33	357



Input and output: Colorimetric Printer Reflective System FRS15_90a for relative CIELAB hue $h^* = lab^*h^* = h_{ab}/360 = 127/360 = 0.354$
 data for any colour:

lab^*tch^* and lab^*icu^*
 elementary hue text:
 $u^* = j50g$
 contrast reduction factor:
 $c_R = 0.9$
 triangle lightness t^*



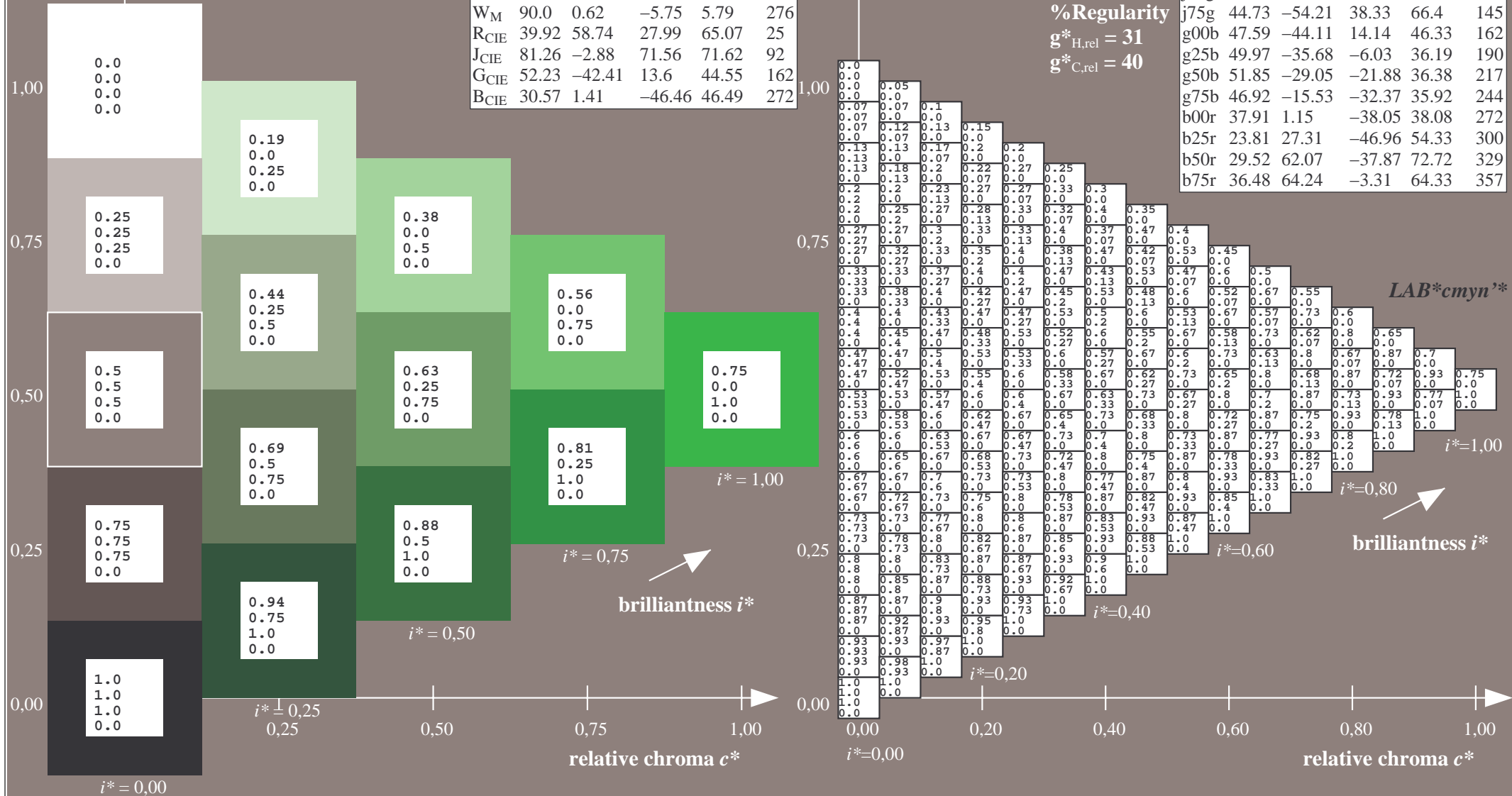
FRS15_90a; CIELAB data					
	$L^*=L^*$	a^*	b^*	C^*_{ab}	h^*_{ab}
O _M	35.06	54.41	35.65	65.05	33
Y _M	83.77	-4.03	92.72	92.8	92
L _M	44.13	-55.82	39.15	68.19	145
C _M	52.66	-25.66	-33.24	42.01	232
V _M	14.15	45.64	-56.26	72.45	309
M _M	37.37	71.17	-34.08	78.92	334
N _M	15.0	0.43	-3.22	3.26	278
W _M	90.0	0.62	-5.75	5.79	276
R _{CIE}	39.92	58.74	27.99	65.07	25
J _{CIE}	81.26	-2.88	71.56	71.62	92
G _{CIE}	52.23	-42.41	13.6	44.55	162
B _{CIE}	30.57	1.41	-46.46	46.49	272

Data for maximum colour (Ma):

$LAB^*LAB^*_Ma: 54 -42 57$
 $LAB^*LCH^*_Ma: 54 72 127$
 $lab^*rgb^*_Ma: 0.5 1.0 0.0$
 $lab^*olv^*_Ma: 0.25 1.0 0.0$

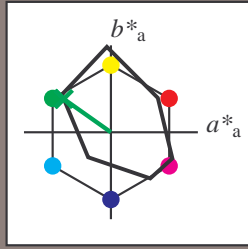
$u^* = j50g$
 $LAB^*cmy^n^*$

FRS15_90a; adapted (a) CIELAB data					
	$L^*=L^*_a$	a^*_a	b^*_a	$C^*_{ab,a}$	$h^*_{ab,a}$
r00j	35.47	56.92	27.12	63.05	25
r25j	39.12	49.04	44.45	66.19	42
r50j	50.64	35.19	58.33	68.13	59
r75j	64.01	19.11	74.45	76.87	76
j00g	83.18	-3.93	97.56	97.64	92
j25g	66.73	-26.86	74.66	79.35	110
j50g	54.03	-43.42	57.07	71.71	127
j75g	44.73	-54.21	38.33	66.4	145
g00b	47.59	-44.11	14.14	46.33	162
g25b	49.97	-35.68	-6.03	36.19	190
g50b	51.85	-29.05	-21.88	36.38	217
g75b	46.92	-15.53	-32.37	35.92	244
b00r	37.91	1.15	-38.05	38.08	272
b25r	23.81	27.31	-46.96	54.33	300
b50r	29.52	62.07	-37.87	72.72	329
b75r	36.48	64.24	-3.31	64.33	357



Input and output: Colorimetric Printer Reflective System FRS15_90a for relative CIELAB hue $h^* = lab^*h^* = h_{ab}/360 = 145/360 = 0.402$
 data for any colour:

lab^*tch^* and lab^*icu^*
 elementary hue text:
 $u^* = j75g$
 contrast reduction factor:
 $c_R = 0.9$
 triangle lightness t^*



FRS15_90a; CIELAB data

	$L^*=L^*$	a^*	b^*	C^*_{ab}	h^*_{ab}
O_M	35.06	54.41	35.65	65.05	33
Y_M	83.77	-4.03	92.72	92.8	92
L_M	44.13	-55.82	39.15	68.19	145
C_M	52.66	-25.66	-33.24	42.01	232
V_M	14.15	45.64	-56.26	72.45	309
M_M	37.37	71.17	-34.08	78.92	334
N_M	15.0	0.43	-3.22	3.26	278
W_M	90.0	0.62	-5.75	5.79	276
R_{CIE}	39.92	58.74	27.99	65.07	25
J_{CIE}	81.26	-2.88	71.56	71.62	92
G_{CIE}	52.23	-42.41	13.6	44.55	162
B_{CIE}	30.57	1.41	-46.46	46.49	272

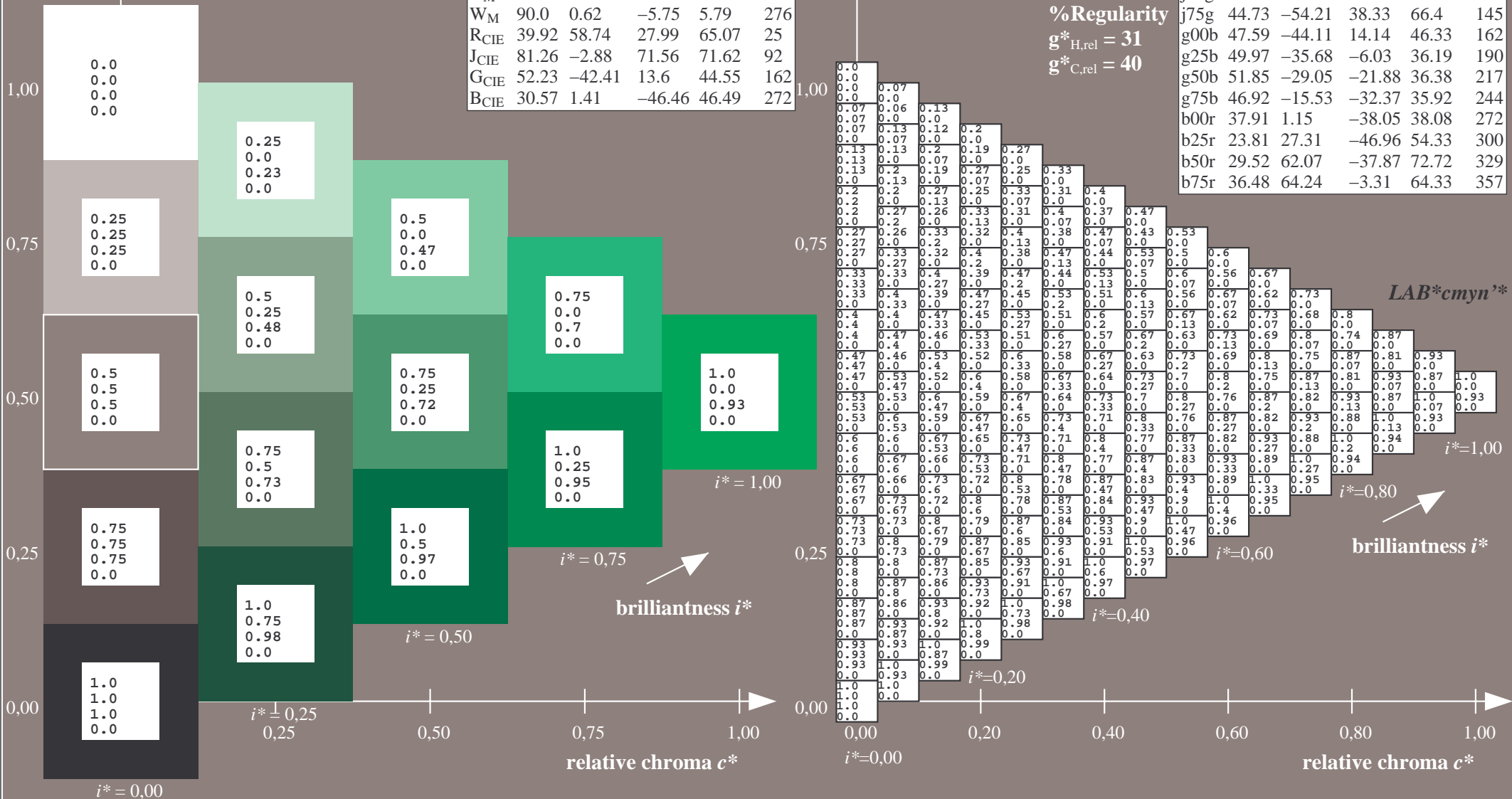
Data for maximum colour (Ma):

$LAB^*LAB^*_Ma: 45 -53 38$
 $LAB^*LCH^*_Ma: 45 66 145$
 $lab^*rgb^*_Ma: 0.25 1.0 0.0$
 $lab^*olv^*_Ma: 0.0 1.0 0.07$

$u^* = j75g$
 $LAB^*cmy^n^*$

FRS15_90a; adapted (a) CIELAB data

	$L^*=L^*_a$	a^*_a	b^*_a	$C^*_{ab,a}$	$h^*_{ab,a}$
r00j	35.47	56.92	27.12	63.05	25
r25j	39.12	49.04	44.45	66.19	42
r50j	50.64	35.19	58.33	68.13	59
r75j	64.01	19.11	74.45	76.87	76
j00g	83.18	-3.93	97.56	97.64	92
j25g	66.73	-26.86	74.66	79.35	110
j50g	54.03	-43.42	57.07	71.71	127
j75g	44.73	-54.21	38.33	66.4	145
g00b	47.59	-44.11	14.14	46.33	162
g25b	49.97	-35.68	-6.03	36.19	190
g50b	51.85	-29.05	-21.88	36.38	217
g75b	46.92	-15.53	-32.37	35.92	244
b00r	37.91	1.15	-38.05	38.08	272
b25r	23.81	27.31	-46.96	54.33	300
b50r	29.52	62.07	-37.87	72.72	329
b75r	36.48	64.24	-3.31	64.33	357



Input and output: Colorimetric Printer Reflective System FRS15_90a for relative CIELAB hue $h^* = lab^*h^* = h_{ab}/360 = 162/360 = 0.451$

$u^* = g00b$

data for any colour:

lab^*tch^* and lab^*icu^*

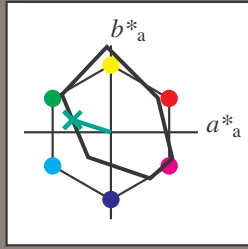
elementary hue text:

$u^* = g00b$

contrast reduction factor:

$c_R = 0.9$

triangle lightness t^*



FRS15_90a; CIELAB data					
	$L^*=L^*$	a^*	b^*	C^*_{ab}	h^*_{ab}
O _M	35.06	54.41	35.65	65.05	33
Y _M	83.77	-4.03	92.72	92.8	92
L _M	44.13	-55.82	39.15	68.19	145
C _M	52.66	-25.66	-33.24	42.01	232
V _M	14.15	45.64	-56.26	72.45	309
M _M	37.37	71.17	-34.08	78.92	334
N _M	15.0	0.43	-3.22	3.26	278
W _M	90.0	0.62	-5.75	5.79	276
R _{CIE}	39.92	58.74	27.99	65.07	25
J _{CIE}	81.26	-2.88	71.56	71.62	92
G _{CIE}	52.23	-42.41	13.6	44.55	162
B _{CIE}	30.57	1.41	-46.46	46.49	272

Data for maximum colour (Ma):

$LAB^*LAB^*_Ma: 48 -43 14$

$LAB^*LCH^*_Ma: 48 46 162$

$lab^*rgb^*_Ma: 0.0 1.0 0.0$

$lab^*olv^*_Ma: 0.0 1.0 0.41$

triangle lightness t^*

%Gamut

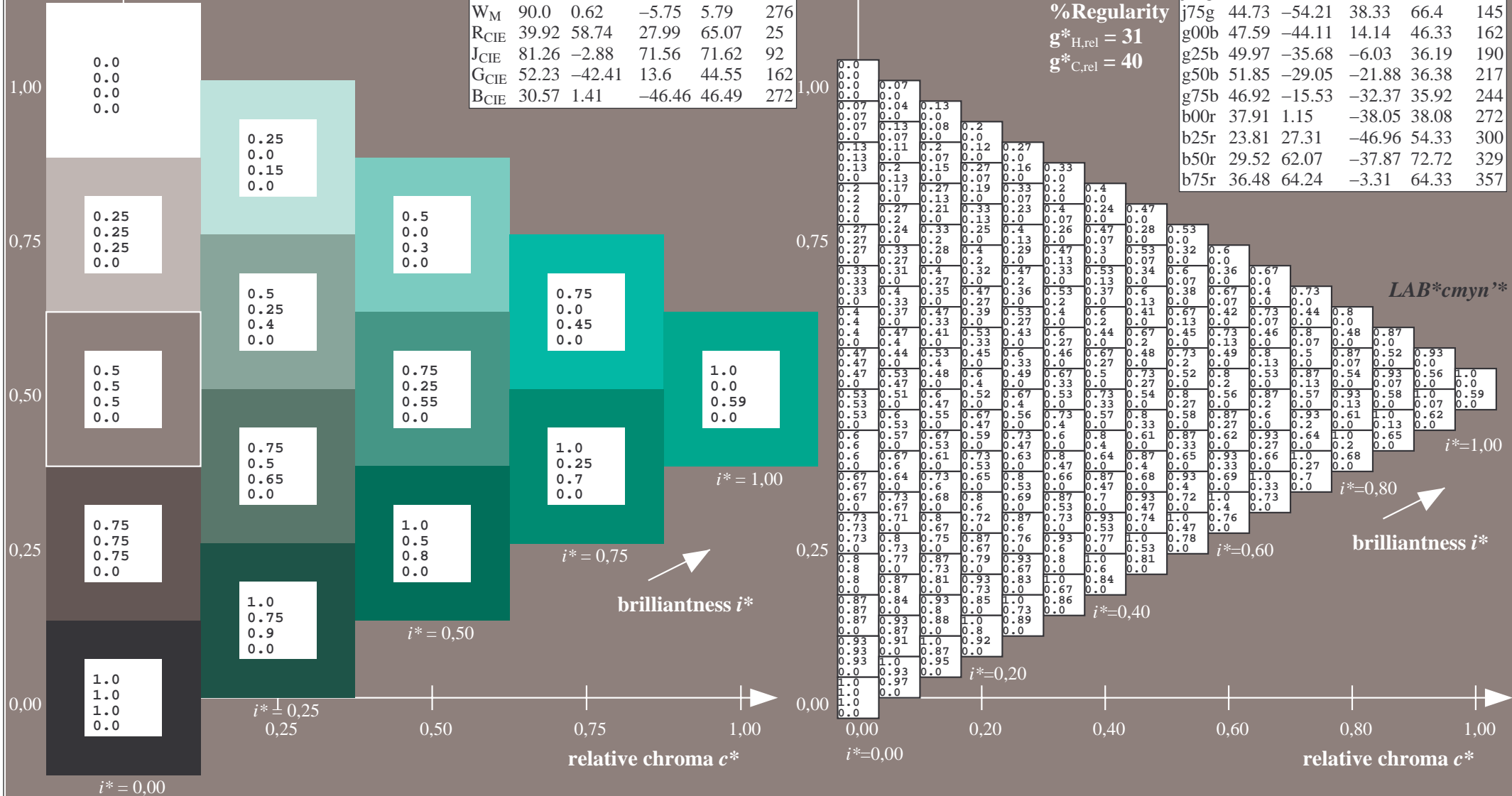
$u^*_{rel} = 88$

%Regularity

$g^*_{H,rel} = 31$

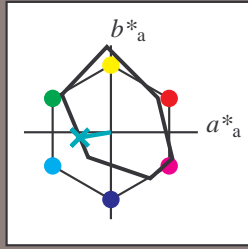
$g^*_{C,rel} = 40$

FRS15_90a; adapted (a) CIELAB data					
	$L^*=L^*_a$	a^*_a	b^*_a	$C^*_{ab,a}$	$h^*_{ab,a}$
r00j	35.47	56.92	27.12	63.05	25
r25j	39.12	49.04	44.45	66.19	42
r50j	50.64	35.19	58.33	68.13	59
r75j	64.01	19.11	74.45	76.87	76
j00g	83.18	-3.93	97.56	97.64	92
j25g	66.73	-26.86	74.66	79.35	110
j50g	54.03	-43.42	57.07	71.71	127
j75g	44.73	-54.21	38.33	66.4	145
g00b	47.59	-44.11	14.14	46.33	162
g25b	49.97	-35.68	-6.03	36.19	190
g50b	51.85	-29.05	-21.88	36.38	217
g75b	46.92	-15.53	-32.37	35.92	244
b00r	37.91	1.15	-38.05	38.08	272
b25r	23.81	27.31	-46.96	54.33	300
b50r	29.52	62.07	-37.87	72.72	329
b75r	36.48	64.24	-3.31	64.33	357



Input and output: Colorimetric Printer Reflective System FRS15_90a for relative CIELAB hue $h^* = lab^*h^* = h_{ab}/360 = 190/360 = 0.527$
 data for any colour:

lab^*tch^* and lab^*icu^*
 elementary hue text:
 $u^* = g25b$
 contrast reduction factor:
 $c_R = 0.9$
 triangle lightness t^*

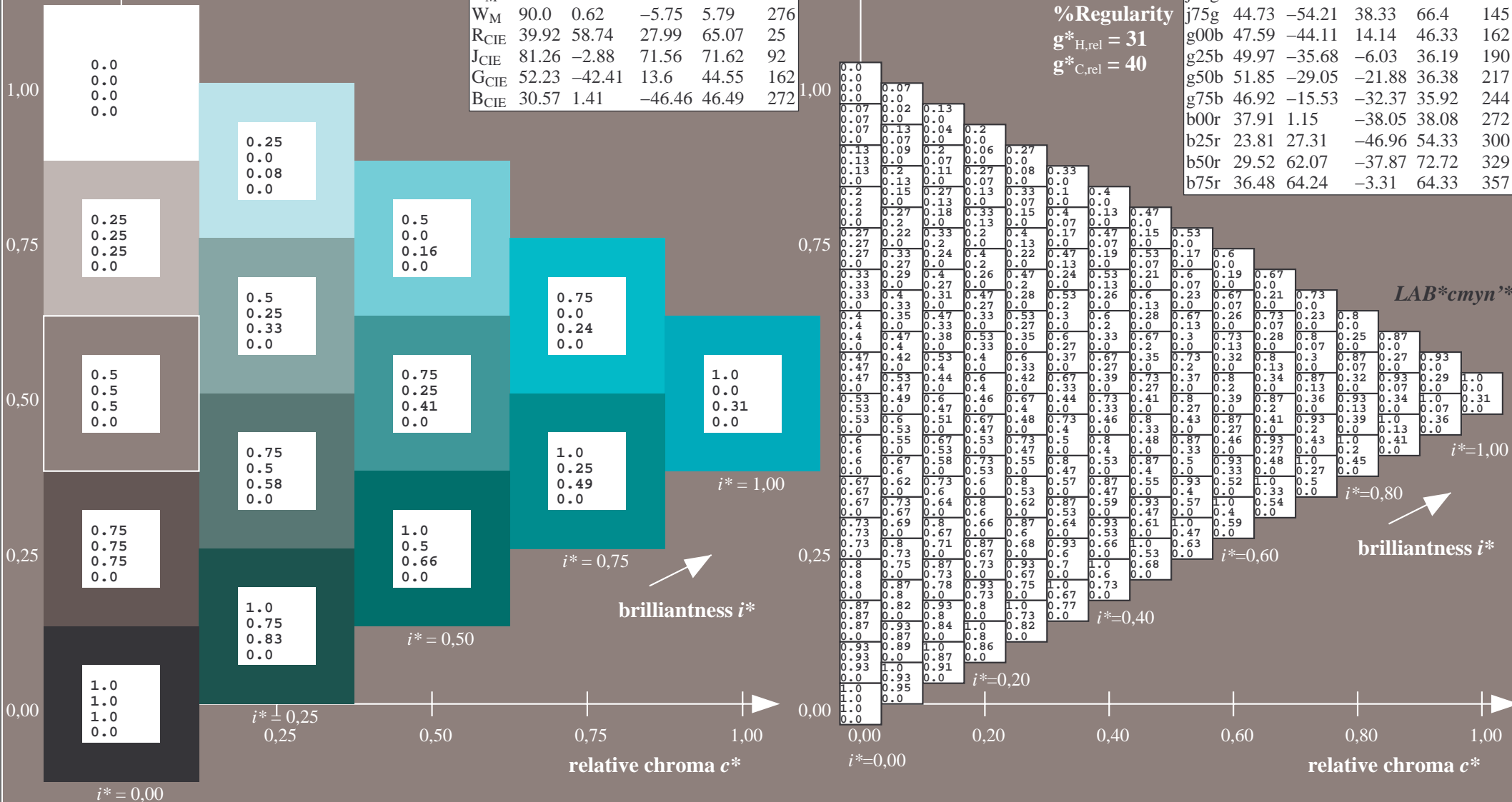


FRS15_90a; CIELAB data					
	$L^*=L^*$	a^*	b^*	C^*_{ab}	h^*_{ab}
O _M	35.06	54.41	35.65	65.05	33
Y _M	83.77	-4.03	92.72	92.8	92
L _M	44.13	-55.82	39.15	68.19	145
C _M	52.66	-25.66	-33.24	42.01	232
V _M	14.15	45.64	-56.26	72.45	309
M _M	37.37	71.17	-34.08	78.92	334
N _M	15.0	0.43	-3.22	3.26	278
W _M	90.0	0.62	-5.75	5.79	276
R _{CIE}	39.92	58.74	27.99	65.07	25
J _{CIE}	81.26	-2.88	71.56	71.62	92
G _{CIE}	52.23	-42.41	13.6	44.55	162
B _{CIE}	30.57	1.41	-46.46	46.49	272

Data for maximum colour (Ma):

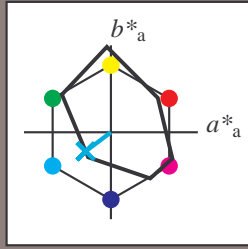
$LAB^*LAB^*_Ma: 50 -35 -5$
 $LAB^*LCH^*_Ma: 50 36 190$
 $lab^*rgb^*_Ma: 0.0 1.0 0.5$
 $lab^*olv^*_Ma: 0.0 1.0 0.69$

FRS15_90a; adapted (a) CIELAB data					
	$L^*=L^*_a$	a^*_a	b^*_a	$C^*_{ab,a}$	$h^*_{ab,a}$
r00j	35.47	56.92	27.12	63.05	25
r25j	39.12	49.04	44.45	66.19	42
r50j	50.64	35.19	58.33	68.13	59
r75j	64.01	19.11	74.45	76.87	76
j00g	83.18	-3.93	97.56	97.64	92
j25g	66.73	-26.86	74.66	79.35	110
j50g	54.03	-43.42	57.07	71.71	127
j75g	44.73	-54.21	38.33	66.4	145
g00b	47.59	-44.11	14.14	46.33	162
g25b	49.97	-35.68	-6.03	36.19	190
g50b	51.85	-29.05	-21.88	36.38	217
g75b	46.92	-15.53	-32.37	35.92	244
b00r	37.91	1.15	-38.05	38.08	272
b25r	23.81	27.31	-46.96	54.33	300
b50r	29.52	62.07	-37.87	72.72	329
b75r	36.48	64.24	-3.31	64.33	357



Input and output: Colorimetric Printer Reflective System FRS15_90a for relative CIELAB hue $h^* = lab^*h^* = h_{ab}/360 = 217/360 = 0.603$
 data for any colour:

lab^*tch^* and lab^*icu^*
 elementary hue text:
 $u^* = g50b$
 contrast reduction factor:
 $c_R = 0.9$
 triangle lightness t^*



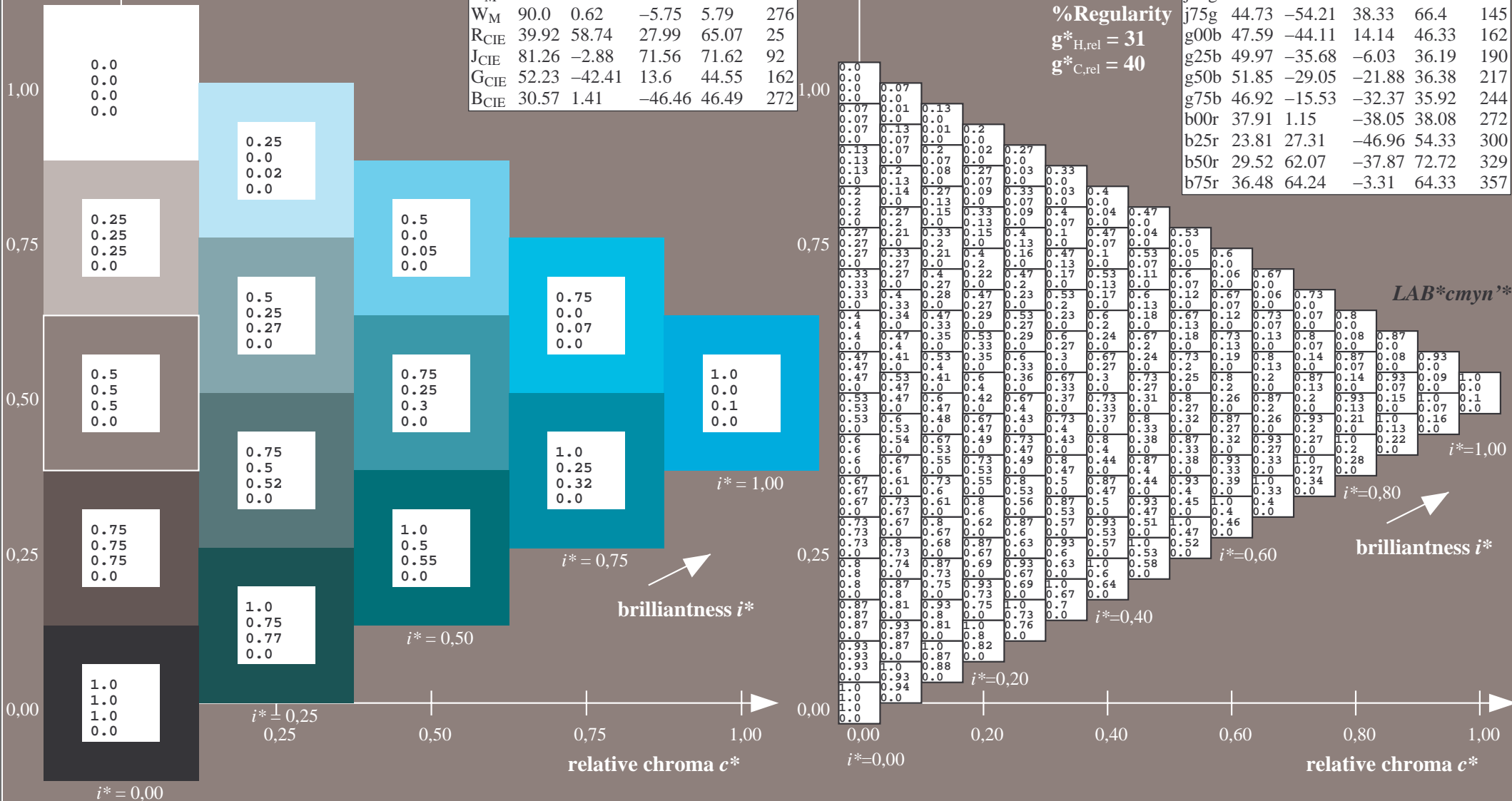
FRS15_90a; CIELAB data					
	$L^*=L^*$	a^*	b^*	C^*_{ab}	h^*_{ab}
O _M	35.06	54.41	35.65	65.05	33
Y _M	83.77	-4.03	92.72	92.8	92
L _M	44.13	-55.82	39.15	68.19	145
C _M	52.66	-25.66	-33.24	42.01	232
V _M	14.15	45.64	-56.26	72.45	309
M _M	37.37	71.17	-34.08	78.92	334
N _M	15.0	0.43	-3.22	3.26	278
W _M	90.0	0.62	-5.75	5.79	276
R _{CIE}	39.92	58.74	27.99	65.07	25
J _{CIE}	81.26	-2.88	71.56	71.62	92
G _{CIE}	52.23	-42.41	13.6	44.55	162
B _{CIE}	30.57	1.41	-46.46	46.49	272

Data for maximum colour (Ma):

$LAB^*LAB^*_{Ma}: 52 \ -28 \ -21$
 $LAB^*LCH^*_{Ma}: 52 \ 36 \ 217$
 $lab^*rgb^*_{Ma}: 0.0 \ 1.0 \ 1.0$
 $lab^*olv^*_{Ma}: 0.0 \ 1.0 \ 0.9$

$u^* = g50b$
 $LAB^*cmy^n^*$

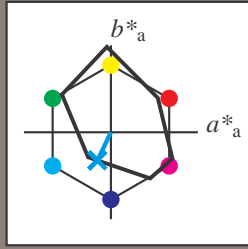
FRS15_90a; adapted (a) CIELAB data					
	$L^*=L^*_a$	a^*_a	b^*_a	$C^*_{ab,a}$	$h^*_{ab,a}$
r00j	35.47	56.92	27.12	63.05	25
r25j	39.12	49.04	44.45	66.19	42
r50j	50.64	35.19	58.33	68.13	59
r75j	64.01	19.11	74.45	76.87	76
j00g	83.18	-3.93	97.56	97.64	92
j25g	66.73	-26.86	74.66	79.35	110
j50g	54.03	-43.42	57.07	71.71	127
j75g	44.73	-54.21	38.33	66.4	145
g00b	47.59	-44.11	14.14	46.33	162
g25b	49.97	-35.68	-6.03	36.19	190
g50b	51.85	-29.05	-21.88	36.38	217
g75b	46.92	-15.53	-32.37	35.92	244
b00r	37.91	1.15	-38.05	38.08	272
b25r	23.81	27.31	-46.96	54.33	300
b50r	29.52	62.07	-37.87	72.72	329
b75r	36.48	64.24	-3.31	64.33	357



%Gamut
 $u^*_{rel} = 88$
 %Regularity
 $g^*_{H,rel} = 31$
 $g^*_{C,rel} = 40$

Input and output: Colorimetric Printer Reflective System FRS15_90a for relative CIELAB hue $h^* = lab^*h^* = h_{ab}/360 = 244/360 = 0.679$
 data for any colour:

lab^*tch^* and lab^*icu^*
 elementary hue text:
 $u^* = g75b$
 contrast reduction factor:
 $c_R = 0.9$
 triangle lightness t^*



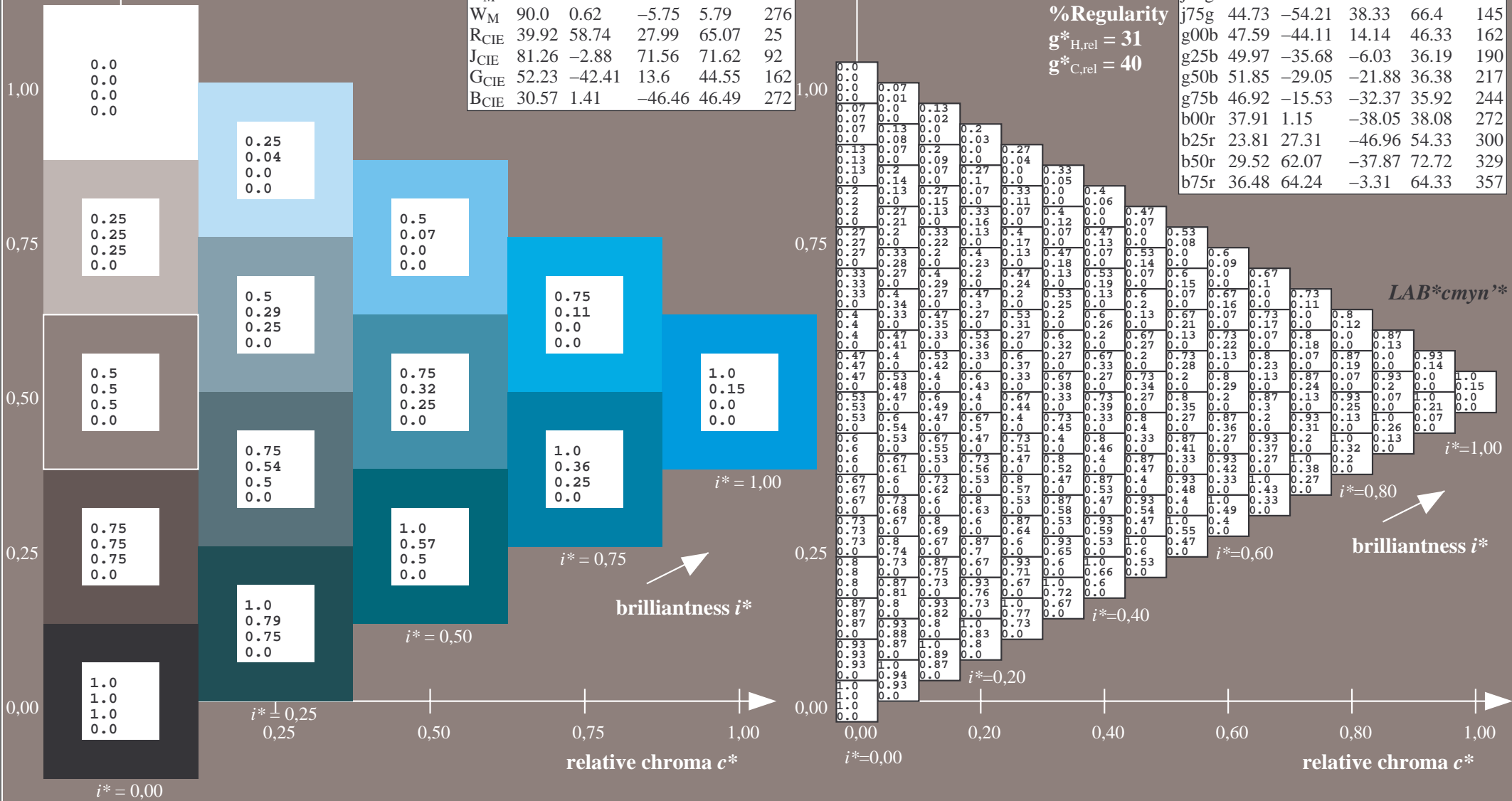
FRS15_90a; CIELAB data					
	$L^*=L^*$	a^*	b^*	C^*_{ab}	h^*_{ab}
O _M	35.06	54.41	35.65	65.05	33
Y _M	83.77	-4.03	92.72	92.8	92
L _M	44.13	-55.82	39.15	68.19	145
C _M	52.66	-25.66	-33.24	42.01	232
V _M	14.15	45.64	-56.26	72.45	309
M _M	37.37	71.17	-34.08	78.92	334
N _M	15.0	0.43	-3.22	3.26	278
W _M	90.0	0.62	-5.75	5.79	276
R _{CIE}	39.92	58.74	27.99	65.07	25
J _{CIE}	81.26	-2.88	71.56	71.62	92
G _{CIE}	52.23	-42.41	13.6	44.55	162
B _{CIE}	30.57	1.41	-46.46	46.49	272

Data for maximum colour (Ma):

$LAB^*LAB^*Ma: 47 -15 -31$
 $LAB^*LCH^*Ma: 47 36 244$
 $lab^*rgb^*Ma: 0.0 0.5 1.0$
 $lab^*olv^*Ma: 0.0 0.85 1.0$

$u^* = g75b$
 $LAB^*cmy^n^*$

FRS15_90a; adapted (a) CIELAB data					
	$L^*=L^*_a$	a^*_a	b^*_a	$C^*_{ab,a}$	$h^*_{ab,a}$
r00j	35.47	56.92	27.12	63.05	25
r25j	39.12	49.04	44.45	66.19	42
r50j	50.64	35.19	58.33	68.13	59
r75j	64.01	19.11	74.45	76.87	76
j00g	83.18	-3.93	97.56	97.64	92
j25g	66.73	-26.86	74.66	79.35	110
j50g	54.03	-43.42	57.07	71.71	127
j75g	44.73	-54.21	38.33	66.4	145
g00b	47.59	-44.11	14.14	46.33	162
g25b	49.97	-35.68	-6.03	36.19	190
g50b	51.85	-29.05	-21.88	36.38	217
g75b	46.92	-15.53	-32.37	35.92	244
b00r	37.91	1.15	-38.05	38.08	272
b25r	23.81	27.31	-46.96	54.33	300
b50r	29.52	62.07	-37.87	72.72	329
b75r	36.48	64.24	-3.31	64.33	357



%Gamut
 $u^*_{rel} = 88$
 %Regularity
 $g^*_{H,rel} = 31$
 $g^*_{C,rel} = 40$

Input and output: Colorimetric Printer Reflective System FRS15_90a for relative CIELAB hue $h^* = lab^*h^* = h_{ab}/360 = 272/360 = 0.755$

$u^* = b00r$

data for any colour:

lab^*tch^* and lab^*icu^*

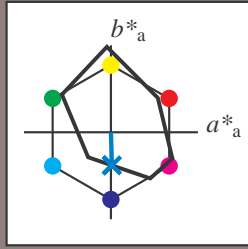
elementary hue text:

$u^* = b00r$

contrast reduction factor:

$c_R = 0.9$

triangle lightness t^*



FRS15_90a; CIELAB data					
	$L^*=L^*$	a^*	b^*	C^*_{ab}	h^*_{ab}
O _M	35.06	54.41	35.65	65.05	33
Y _M	83.77	-4.03	92.72	92.8	92
L _M	44.13	-55.82	39.15	68.19	145
C _M	52.66	-25.66	-33.24	42.01	232
V _M	14.15	45.64	-56.26	72.45	309
M _M	37.37	71.17	-34.08	78.92	334
N _M	15.0	0.43	-3.22	3.26	278
W _M	90.0	0.62	-5.75	5.79	276
R _{CIE}	39.92	58.74	27.99	65.07	25
J _{CIE}	81.26	-2.88	71.56	71.62	92
G _{CIE}	52.23	-42.41	13.6	44.55	162
B _{CIE}	30.57	1.41	-46.46	46.49	272

Data for maximum colour (Ma):

$LAB^*LAB^*_{Ma}: 38 \ 1 \ -37$

$LAB^*LCH^*_{Ma}: 38 \ 38 \ 272$

$lab^*rgb^*_{Ma}: 0.0 \ 0.0 \ 1.0$

$lab^*olv^*_{Ma}: 0.0 \ 0.62 \ 1.0$

triangle lightness t^*

%Gamut

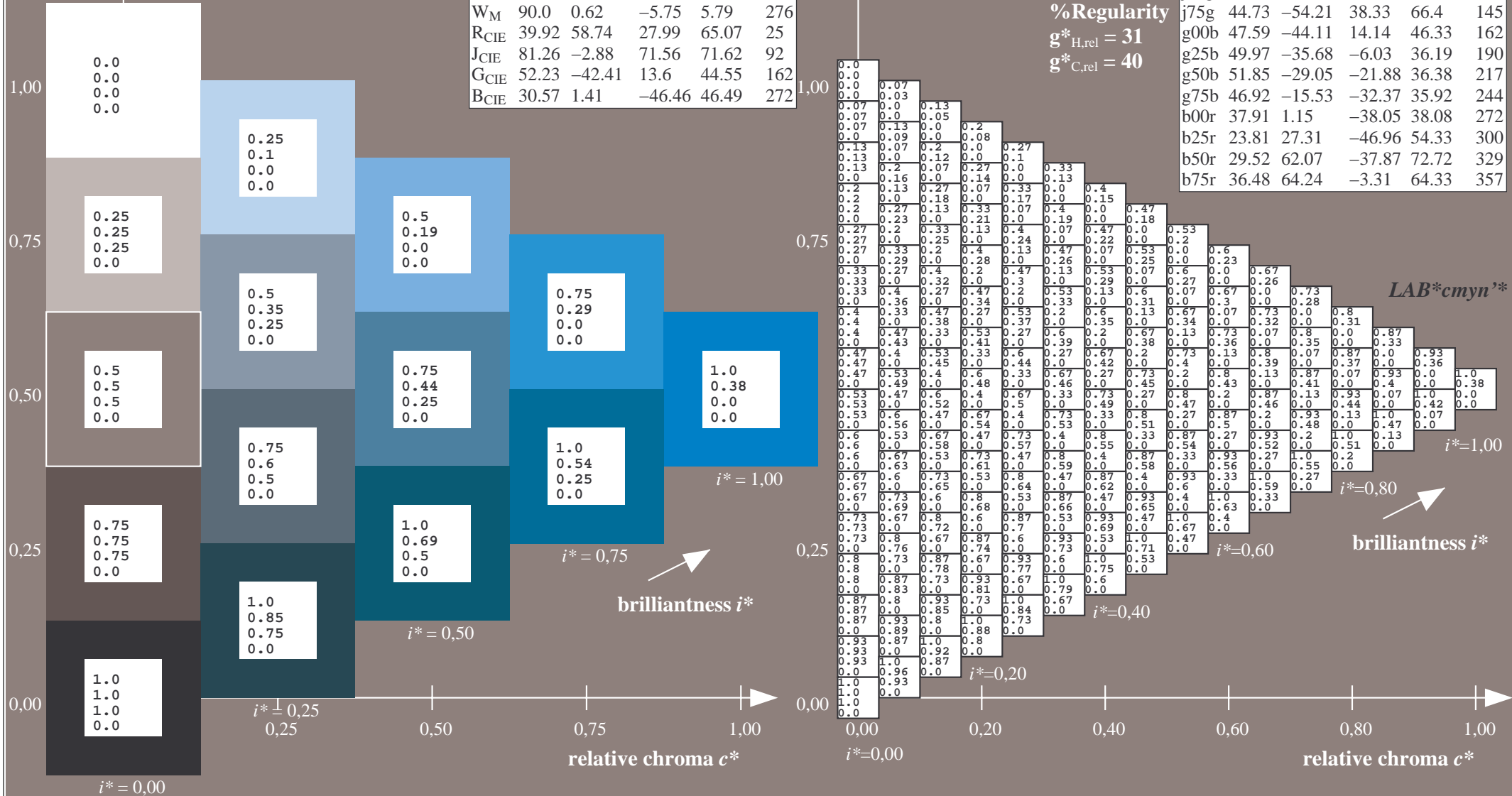
$u^*_{rel} = 88$

%Regularity

$g^*_{H,rel} = 31$

$g^*_{C,rel} = 40$

FRS15_90a; adapted (a) CIELAB data					
	$L^*=L^*_a$	a^*_a	b^*_a	$C^*_{ab,a}$	$h^*_{ab,a}$
r00j	35.47	56.92	27.12	63.05	25
r25j	39.12	49.04	44.45	66.19	42
r50j	50.64	35.19	58.33	68.13	59
r75j	64.01	19.11	74.45	76.87	76
j00g	83.18	-3.93	97.56	97.64	92
j25g	66.73	-26.86	74.66	79.35	110
j50g	54.03	-43.42	57.07	71.71	127
j75g	44.73	-54.21	38.33	66.4	145
g00b	47.59	-44.11	14.14	46.33	162
g25b	49.97	-35.68	-6.03	36.19	190
g50b	51.85	-29.05	-21.88	36.38	217
g75b	46.92	-15.53	-32.37	35.92	244
b00r	37.91	1.15	-38.05	38.08	272
b25r	23.81	27.31	-46.96	54.33	300
b50r	29.52	62.07	-37.87	72.72	329
b75r	36.48	64.24	-3.31	64.33	357



Input and output: Colorimetric Printer Reflective System FRS15_90a for relative CIELAB hue $h^* = lab^*h^* = h_{ab}/360 = 300/360 = 0.834$

$u^* = b25r$

data for any colour:

lab^*tch^* and lab^*icu^*

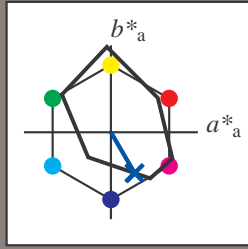
elementary hue text:

$u^* = b25r$

contrast reduction factor:

$c_R = 0.9$

triangle lightness t^*



FRS15_90a; CIELAB data					
	$L^*=L^*$	a^*	b^*	C^*_{ab}	h^*_{ab}
O _M	35.06	54.41	35.65	65.05	33
Y _M	83.77	-4.03	92.72	92.8	92
L _M	44.13	-55.82	39.15	68.19	145
C _M	52.66	-25.66	-33.24	42.01	232
V _M	14.15	45.64	-56.26	72.45	309
M _M	37.37	71.17	-34.08	78.92	334
N _M	15.0	0.43	-3.22	3.26	278
W _M	90.0	0.62	-5.75	5.79	276
R _{CIE}	39.92	58.74	27.99	65.07	25
J _{CIE}	81.26	-2.88	71.56	71.62	92
G _{CIE}	52.23	-42.41	13.6	44.55	162
B _{CIE}	30.57	1.41	-46.46	46.49	272

Data for maximum colour (Ma):

$LAB^*LAB^*_Ma: 24\ 27\ -46$

$LAB^*LCH^*_Ma: 24\ 54\ 300$

$lab^*rgb^*_Ma: 0.5\ 0.0\ 1.0$

$lab^*olv^*_Ma: 0.0\ 0.25\ 1.0$

triangle lightness t^*

%Gamut

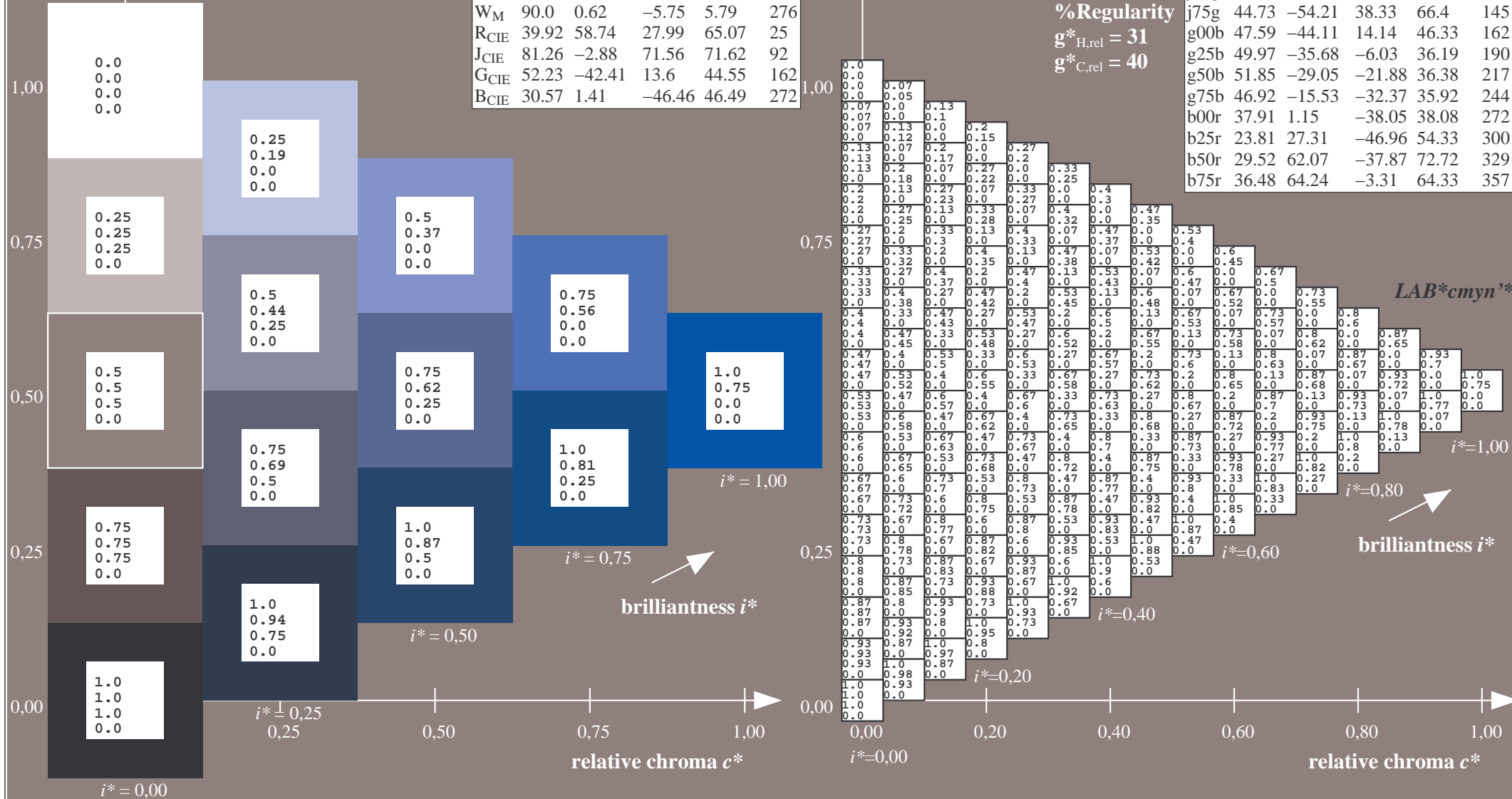
$u^*_{rel} = 88$

%Regularity

$g^*_{H,rel} = 31$

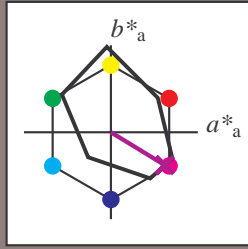
$g^*_{C,rel} = 40$

FRS15_90a; adapted (a) CIELAB data					
	$L^*=L^*_a$	a^*_a	b^*_a	$C^*_{ab,a}$	$h^*_{ab,a}$
r00j	35.47	56.92	27.12	63.05	25
r25j	39.12	49.04	44.45	66.19	42
r50j	50.64	35.19	58.33	68.13	59
r75j	64.01	19.11	74.45	76.87	76
j00g	83.18	-3.93	97.56	97.64	92
j25g	66.73	-26.86	74.66	79.35	110
j50g	54.03	-43.42	57.07	71.71	127
j75g	44.73	-54.21	38.33	66.4	145
g00b	47.59	-44.11	14.14	46.33	162
g25b	49.97	-35.68	-6.03	36.19	190
g50b	51.85	-29.05	-21.88	36.38	217
g75b	46.92	-15.53	-32.37	35.92	244
b00r	37.91	1.15	-38.05	38.08	272
b25r	23.81	27.31	-46.96	54.33	300
b50r	29.52	62.07	-37.87	72.72	329
b75r	36.48	64.24	-3.31	64.33	357



Input and output: Colorimetric Printer Reflective System FRS15_90a for relative CIELAB hue $h^* = lab^*h^* = h_{ab}/360 = 329/360 = 0.913$
 data for any colour:

lab^*tch^* and lab^*icu^*
 elementary hue text:
 $u^* = b50r$
 contrast reduction factor:
 $c_R = 0.9$
 triangle lightness t^*



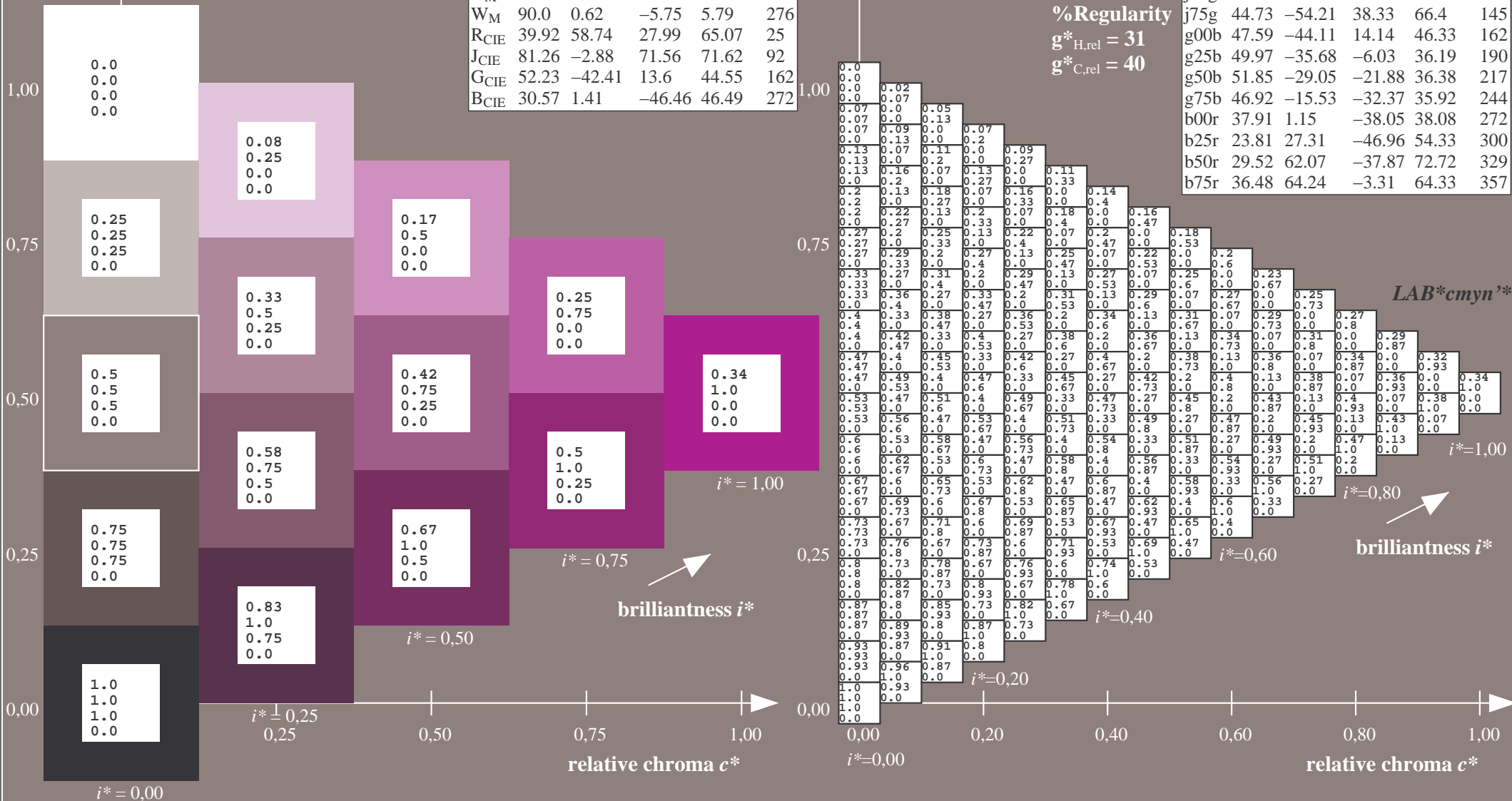
FRS15_90a; CIELAB data					
	$L^*=L^*$	a^*	b^*	C^*_{ab}	h^*_{ab}
O _M	35.06	54.41	35.65	65.05	33
Y _M	83.77	-4.03	92.72	92.8	92
L _M	44.13	-55.82	39.15	68.19	145
C _M	52.66	-25.66	-33.24	42.01	232
V _M	14.15	45.64	-56.26	72.45	309
M _M	37.37	71.17	-34.08	78.92	334
N _M	15.0	0.43	-3.22	3.26	278
W _M	90.0	0.62	-5.75	5.79	276
R _{CIE}	39.92	58.74	27.99	65.07	25
J _{CIE}	81.26	-2.88	71.56	71.62	92
G _{CIE}	52.23	-42.41	13.6	44.55	162
B _{CIE}	30.57	1.41	-46.46	46.49	272

Data for maximum colour (Ma):

$LAB^*LAB^*_Ma: 30\ 62\ -37$
 $LAB^*LCH^*_Ma: 30\ 73\ 329$
 $lab^*rgb^*_Ma: 1.0\ 0.0\ 1.0$
 $lab^*olv^*_Ma: 0.66\ 0.0\ 1.0$

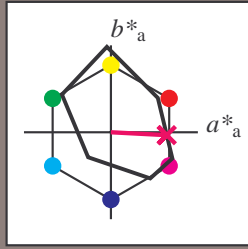
$u^* = b50r$
 $LAB^*cmy^n^*$

FRS15_90a; adapted (a) CIELAB data					
	$L^*=L^*_a$	a^*_a	b^*_a	$C^*_{ab,a}$	$h^*_{ab,a}$
r00j	35.47	56.92	27.12	63.05	25
r25j	39.12	49.04	44.45	66.19	42
r50j	50.64	35.19	58.33	68.13	59
r75j	64.01	19.11	74.45	76.87	76
j00g	83.18	-3.93	97.56	97.64	92
j25g	66.73	-26.86	74.66	79.35	110
j50g	54.03	-43.42	57.07	71.71	127
j75g	44.73	-54.21	38.33	66.4	145
g00b	47.59	-44.11	14.14	46.33	162
g25b	49.97	-35.68	-6.03	36.19	190
g50b	51.85	-29.05	-21.88	36.38	217
g75b	46.92	-15.53	-32.37	35.92	244
b00r	37.91	1.15	-38.05	38.08	272
b25r	23.81	27.31	-46.96	54.33	300
b50r	29.52	62.07	-37.87	72.72	329
b75r	36.48	64.24	-3.31	64.33	357



Input and output: Colorimetric Printer Reflective System FRS15_90a for relative CIELAB hue $h^* = lab^*h^* = h_{ab}/360 = 357/360 = 0.992$
 data for any colour:

lab^*tch^* and lab^*icu^*
 elementary hue text:
 $u^* = b75r$
 contrast reduction factor:
 $c_R = 0.9$
 triangle lightness t^*



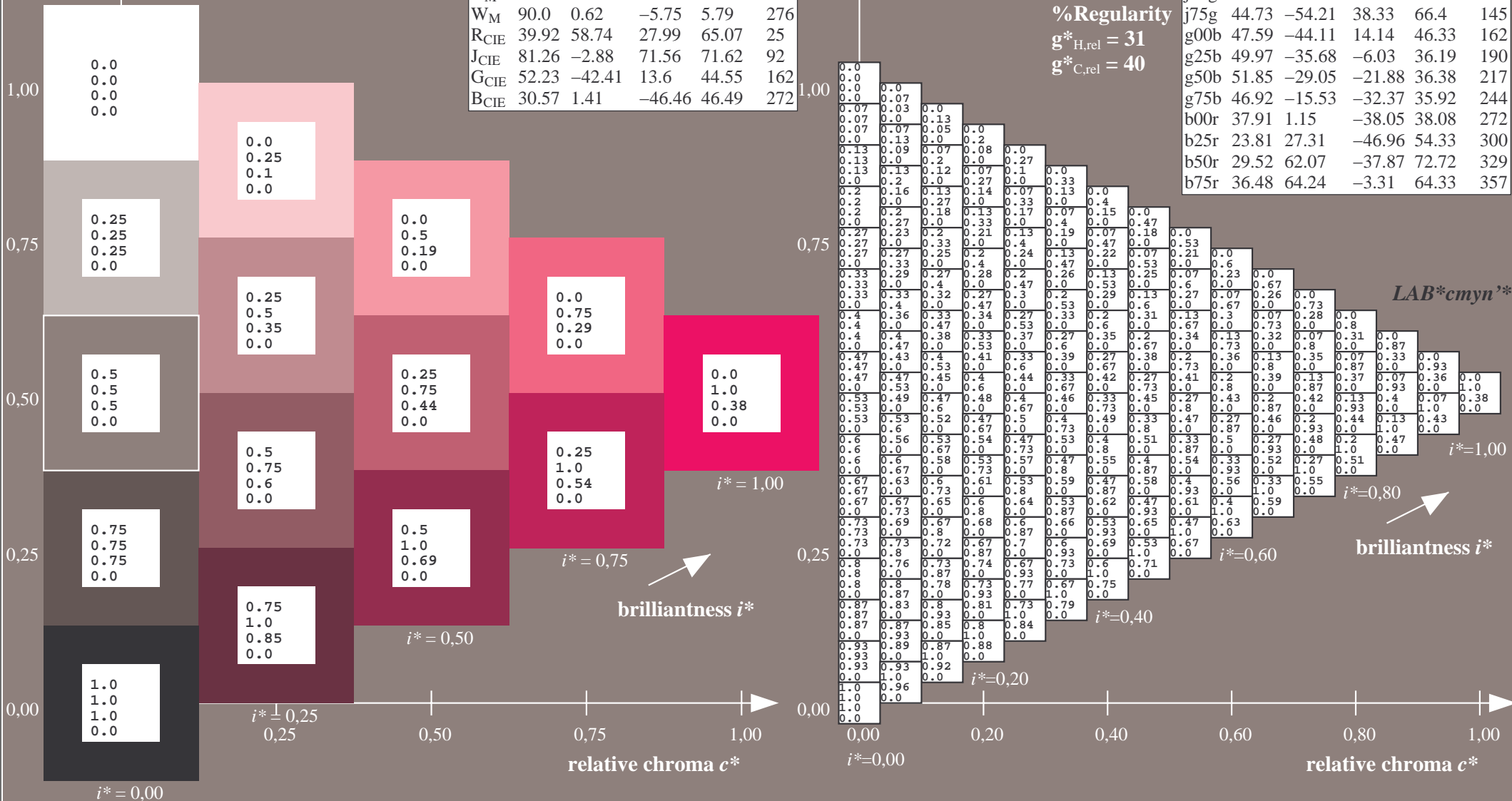
FRS15_90a; CIELAB data					
	$L^*=L^*$	a^*	b^*	C^*_{ab}	h^*_{ab}
O _M	35.06	54.41	35.65	65.05	33
Y _M	83.77	-4.03	92.72	92.8	92
L _M	44.13	-55.82	39.15	68.19	145
C _M	52.66	-25.66	-33.24	42.01	232
V _M	14.15	45.64	-56.26	72.45	309
M _M	37.37	71.17	-34.08	78.92	334
N _M	15.0	0.43	-3.22	3.26	278
W _M	90.0	0.62	-5.75	5.79	276
R _{CIE}	39.92	58.74	27.99	65.07	25
J _{CIE}	81.26	-2.88	71.56	71.62	92
G _{CIE}	52.23	-42.41	13.6	44.55	162
B _{CIE}	30.57	1.41	-46.46	46.49	272

Data for maximum colour (Ma):

$LAB^*LAB^*_Ma: 36\ 64\ -2$
 $LAB^*LCH^*_Ma: 36\ 64\ 357$
 $lab^*rgb^*_Ma: 1.0\ 0.0\ 0.5$
 $lab^*olv^*_Ma: 1.0\ 0.0\ 0.62$

$u^* = b75r$
 $LAB^*cmy^n^*$

FRS15_90a; adapted (a) CIELAB data					
	$L^*=L^*_a$	a^*_a	b^*_a	$C^*_{ab,a}$	$h^*_{ab,a}$
r00j	35.47	56.92	27.12	63.05	25
r25j	39.12	49.04	44.45	66.19	42
r50j	50.64	35.19	58.33	68.13	59
r75j	64.01	19.11	74.45	76.87	76
j00g	83.18	-3.93	97.56	97.64	92
j25g	66.73	-26.86	74.66	79.35	110
j50g	54.03	-43.42	57.07	71.71	127
j75g	44.73	-54.21	38.33	66.4	145
g00b	47.59	-44.11	14.14	46.33	162
g25b	49.97	-35.68	-6.03	36.19	190
g50b	51.85	-29.05	-21.88	36.38	217
g75b	46.92	-15.53	-32.37	35.92	244
b00r	37.91	1.15	-38.05	38.08	272
b25r	23.81	27.31	-46.96	54.33	300
b50r	29.52	62.07	-37.87	72.72	329
b75r	36.48	64.24	-3.31	64.33	357



%Gamut
 $u^*_{rel} = 88$
 %Regularity
 $g^*_{H,rel} = 31$
 $g^*_{C,rel} = 40$

