

Ein und Ausgabe:
 Farbmatisches Drucker-Reflektiv-System FRS15_90aM

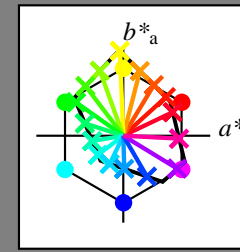
Daten für jede Farbe:
 $lab^{*}ch^{*}$ und $lab^{*}icu^{*}$

Elementar-Buntpontext:
 $u^{*} = 16$ Bunttöne $r00j, r25j, \dots, b75r$

Kontrastreduzierungsfaktor:
 $c_R = 0.9$

FRS15_90aM; adaptierte CIELAB-Daten

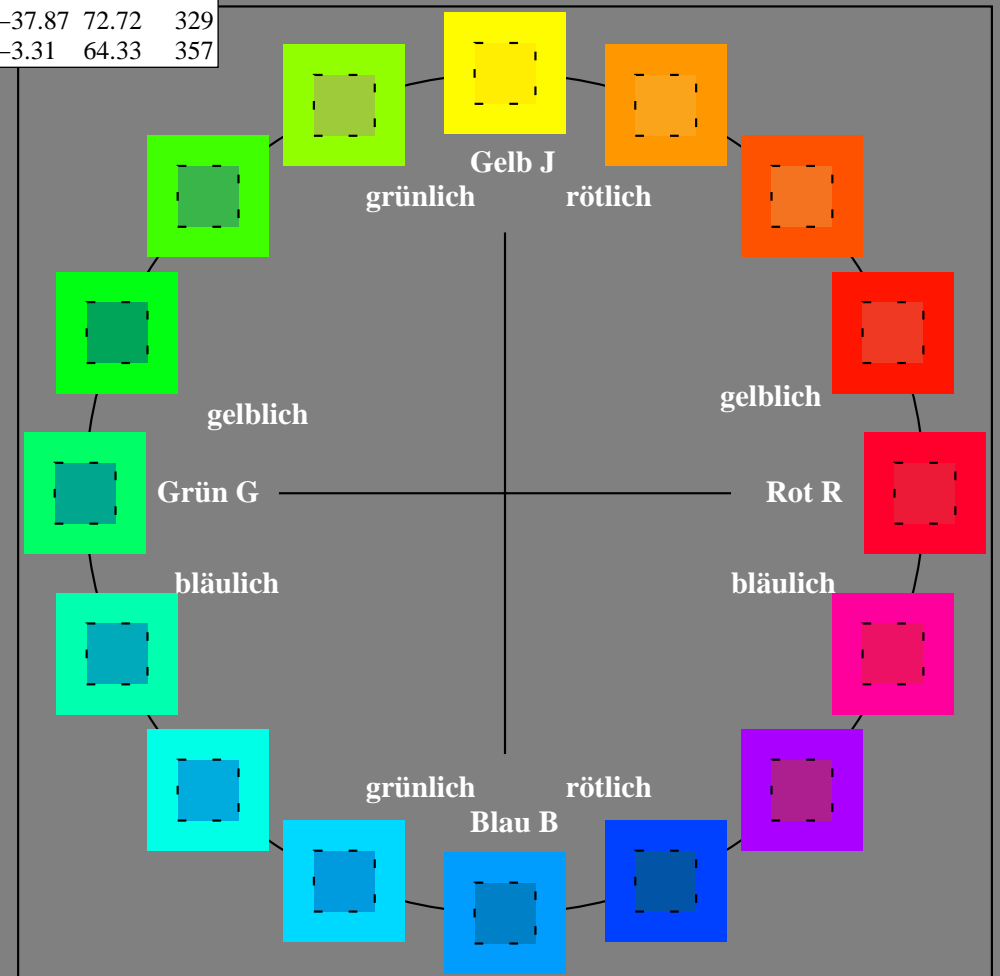
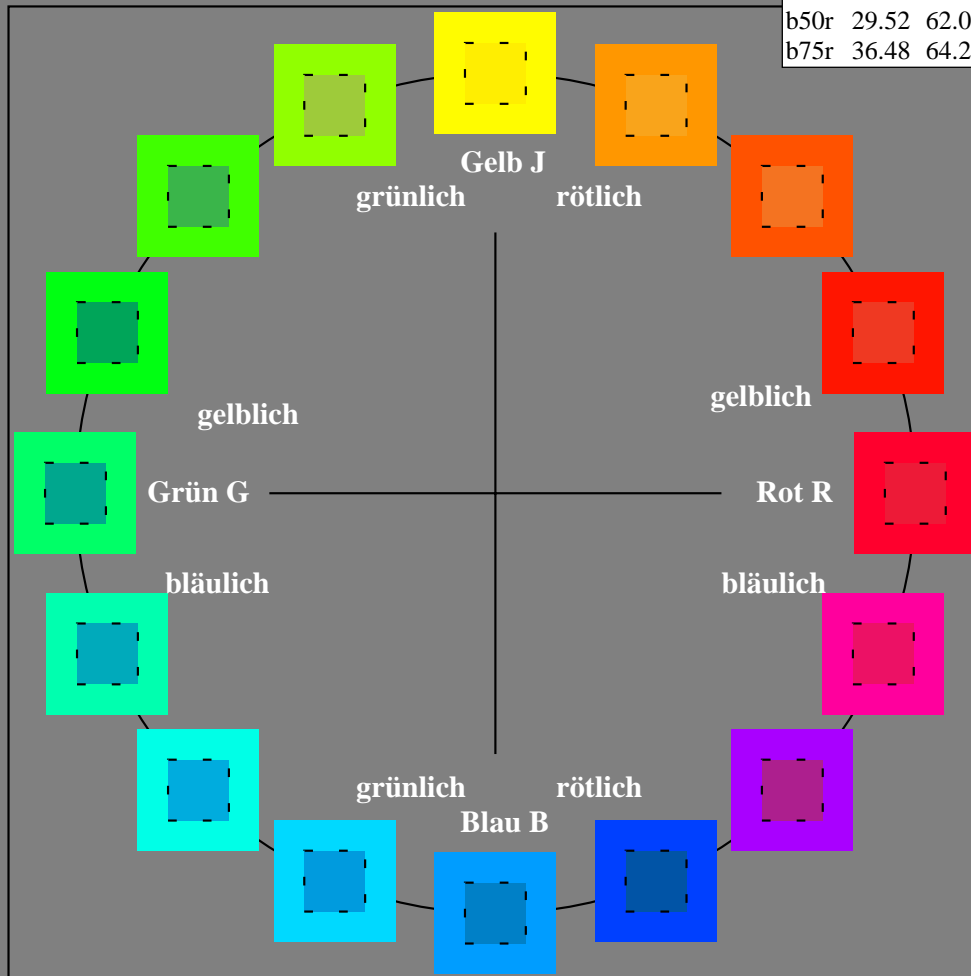
	$L^{*}=L^{*}_a$	a^{*}_a	b^{*}_a	$C^{*}_{ab,a}$	$h^{*}_{ab,a}$
r00j	35.47	56.92	27.12	63.05	25
r25j	39.12	49.04	44.45	66.19	42
r50j	50.64	35.19	58.33	68.13	59
r75j	64.01	19.11	74.45	76.87	76
j00g	83.18	-3.93	97.56	97.64	92
j25g	66.73	-26.86	74.66	79.35	110
j50g	54.03	-43.42	57.07	71.71	127
j75g	44.73	-54.21	38.33	66.4	145
g00b	47.59	-44.11	14.14	46.33	162
g25b	49.97	-35.68	-6.03	36.19	190
g50b	51.85	-29.05	-21.88	36.38	217
g75b	46.92	-15.53	-32.37	35.92	244
b00r	37.91	1.15	-38.05	38.08	272
b25r	23.81	27.31	-46.96	54.33	300
b50r	29.52	62.07	-37.87	72.72	329
b75r	36.48	64.24	-3.31	64.33	357



%Umfang
 $u^{*}_{rel} = 88$
 %Regularität
 $g^{*}_{H,rel} = 31$
 $g^{*}_{C,rel} = 40$

FRS15_90aM; adaptierte CIELAB-Daten

	$L^{*}=L^{*}_a$	a^{*}_a	b^{*}_a	$C^{*}_{ab,a}$	$h^{*}_{ab,a}$
O _{Ma}	35.06	53.93	39.55	66.88	36
Y _{Ma}	83.77	-4.63	98.26	98.37	93
L _{Ma}	44.13	-56.32	43.36	71.09	142
C _{Ma}	52.66	-26.18	-28.74	38.89	228
V _{Ma}	14.15	45.22	-53.06	69.72	310
M _{Ma}	37.37	70.69	-30.1	76.83	337
N _{Ma}	15.0	0.0	0.0	0.0	0
W _{Ma}	90.0	0.0	0.0	0.0	0
R _{CIE}	39.92	58.74	27.99	65.07	25
J _{CIE}	81.26	-2.88	71.56	71.62	92
G _{CIE}	52.23	-42.41	13.6	44.55	162
B _{CIE}	30.57	1.41	-46.46	46.49	272



Daten für jede Farbe:

lab^*ich^* und lab^*icu^*

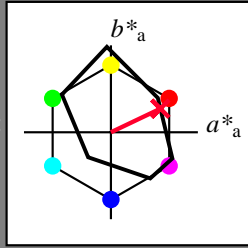
Elementar-Bunntext:

$u^* = r00j$

Kontrastreduzierungsfaktor:

$c_R = 0.9$

Dreiecks-Helligkeit t^*



FRS15_90aM; adaptierte CIELAB-Daten

	$L^*=L^*_a$	a^*_a	b^*_a	$C^*_{ab,a}$	$h^*_{ab,a}$
O _{Ma}	35.06	53.93	39.55	66.88	36
Y _{Ma}	83.77	-4.63	98.26	98.37	93
L _{Ma}	44.13	-56.32	43.36	71.09	142
C _{Ma}	52.66	-26.18	-28.74	38.89	228
V _{Ma}	14.15	45.22	-53.06	69.72	310
M _{Ma}	37.37	70.69	-30.1	76.83	337
N _{Ma}	15.0	0.0	0.0	0.0	0
W _{Ma}	90.0	0.0	0.0	0.0	0
R _{CIE}	39.92	58.74	27.99	65.07	25
J _{CIE}	81.26	-2.88	71.56	71.62	92
G _{CIE}	52.23	-42.41	13.6	44.55	162
B _{CIE}	30.57	1.41	-46.46	46.49	272

Daten für Maximalfarbe (Ma):

$LAB^*LAB^*_{Ma}$: 35 57 27

$LAB^*LCH^*_{Ma}$: 35 63 25

$lab^*rgb^*_{Ma}$: 1.0 0.0 0.0

$lab^*olv^*_{Ma}$: 1.0 0.0 0.18

FRS15_90aM; adaptierte CIELAB-Daten

	$L^*=L^*_a$	a^*_a	b^*_a	$C^*_{ab,a}$	$h^*_{ab,a}$
r00j	35.47	56.92	27.12	63.05	25
r25j	39.12	49.04	44.45	66.19	42
r50j	50.64	35.19	58.33	68.13	59
r75j	64.01	19.11	74.45	76.87	76
j00g	83.18	-3.93	97.56	97.64	92
j25g	66.73	-26.86	74.66	79.35	110
j50g	54.03	-43.42	57.07	71.71	127
j75g	44.73	-54.21	38.33	66.4	145
g00b	47.59	-44.11	14.14	46.33	162
g25b	49.97	-35.68	-6.03	36.19	190
g50b	51.85	-29.05	-21.88	36.38	217
g75b	46.92	-15.53	-32.37	35.92	244
b00r	37.91	1.15	-38.05	38.08	272
b25r	23.81	27.31	-46.96	54.33	300
b50r	29.52	62.07	-37.87	72.72	329
b75r	36.48	64.24	-3.31	64.33	357

Dreiecks-Helligkeit t^*

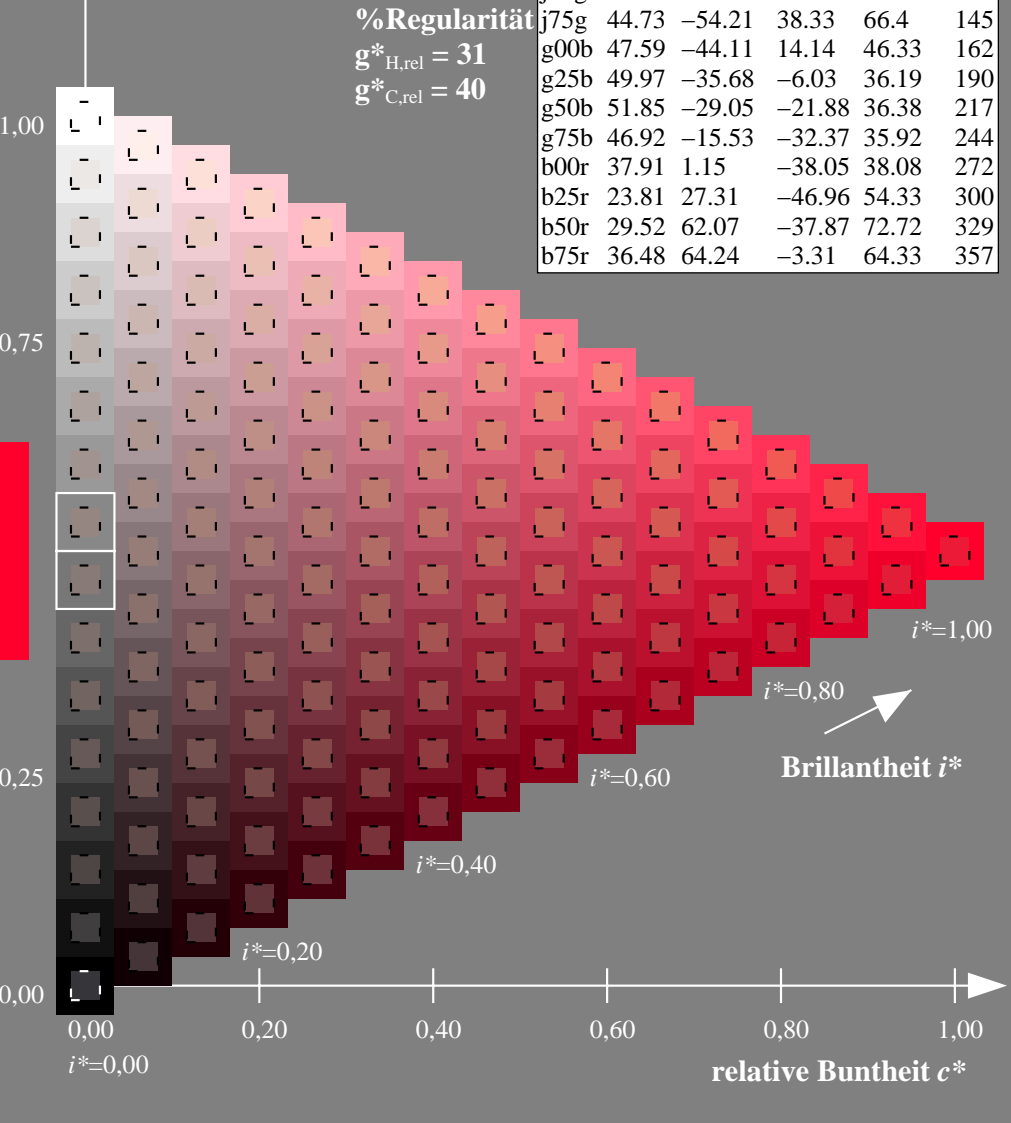
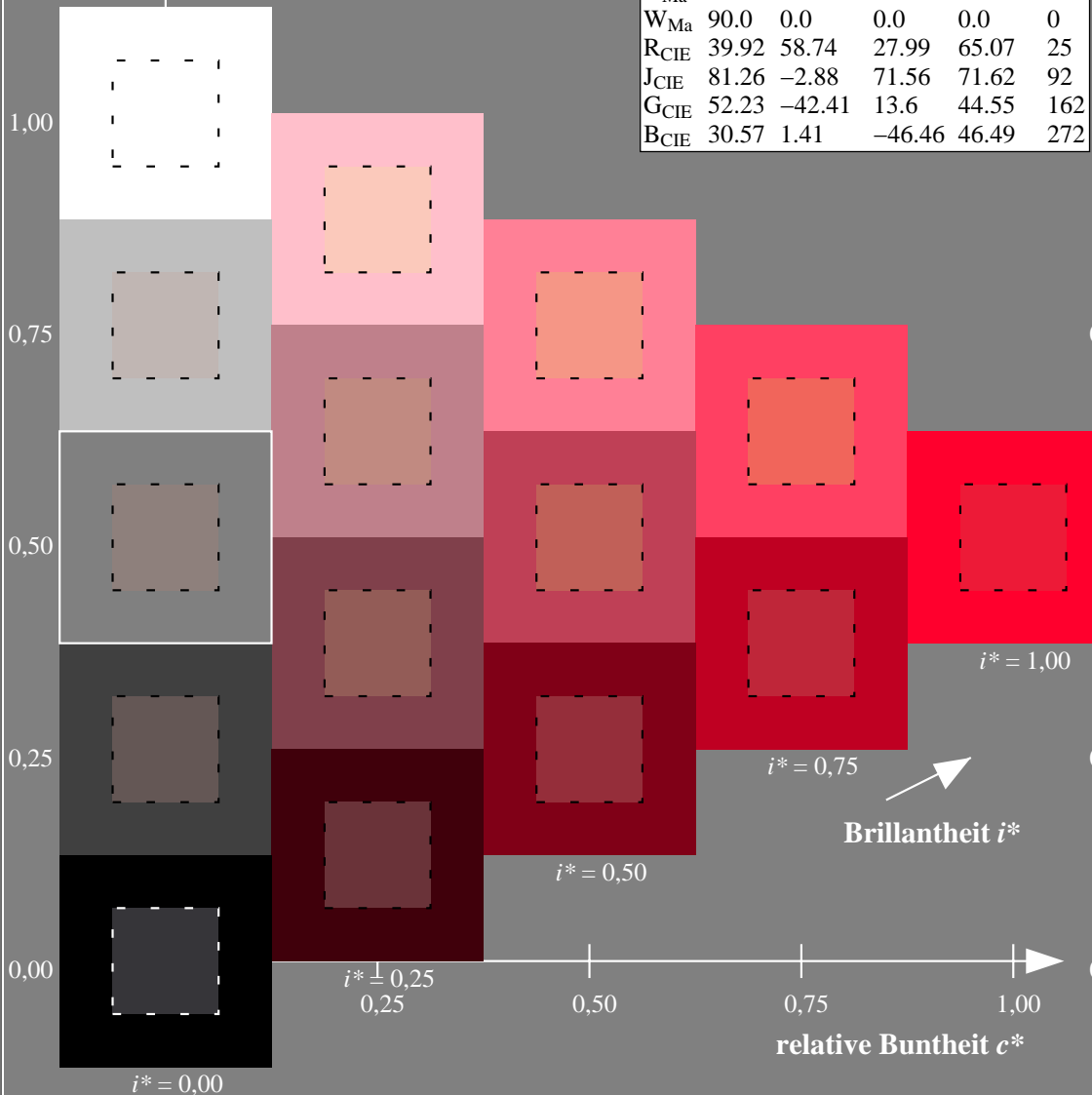
%Umfang

$u^*_{rel} = 88$

%Regularität

$g^*_{H,rel} = 31$

$g^*_{C,rel} = 40$



Daten für jede Farbe:

lab^*ich^* und lab^*icu^*

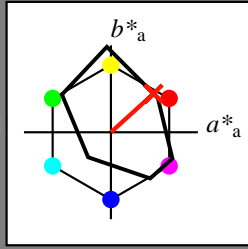
Elementar-Bunntext:

$u^* = r25j$

Kontrastreduzierungsfaktor:

$c_R = 0.9$

Dreiecks-Helligkeit t^*



FRS15_90aM; adaptierte CIELAB-Daten

	$L^*=L^*_a$	a^*_a	b^*_a	$C^*_{ab,a}$	$h^*_{ab,a}$
O _{Ma}	35.06	53.93	39.55	66.88	36
Y _{Ma}	83.77	-4.63	98.26	98.37	93
L _{Ma}	44.13	-56.32	43.36	71.09	142
C _{Ma}	52.66	-26.18	-28.74	38.89	228
V _{Ma}	14.15	45.22	-53.06	69.72	310
M _{Ma}	37.37	70.69	-30.1	76.83	337
N _{Ma}	15.0	0.0	0.0	0.0	0
W _{Ma}	90.0	0.0	0.0	0.0	0
R _{CIE}	39.92	58.74	27.99	65.07	25
J _{CIE}	81.26	-2.88	71.56	71.62	92
G _{CIE}	52.23	-42.41	13.6	44.55	162
B _{CIE}	30.57	1.41	-46.46	46.49	272

Daten für Maximalfarbe (Ma):

$LAB^*LAB^*_Ma$: 39 49 44

$LAB^*LCH^*_Ma$: 39 66 42

$lab^*rgb^*_Ma$: 1.0 0.25 0.0

$lab^*olv^*_Ma$: 1.0 0.08 0.0

FRS15_90aM; adaptierte CIELAB-Daten

	$L^*=L^*_a$	a^*_a	b^*_a	$C^*_{ab,a}$	$h^*_{ab,a}$
r00j	35.47	56.92	27.12	63.05	25
r25j	39.12	49.04	44.45	66.19	42
r50j	50.64	35.19	58.33	68.13	59
r75j	64.01	19.11	74.45	76.87	76
j00g	83.18	-3.93	97.56	97.64	92
j25g	66.73	-26.86	74.66	79.35	110
j50g	54.03	-43.42	57.07	71.71	127
j75g	44.73	-54.21	38.33	66.4	145
g00b	47.59	-44.11	14.14	46.33	162
g25b	49.97	-35.68	-6.03	36.19	190
g50b	51.85	-29.05	-21.88	36.38	217
g75b	46.92	-15.53	-32.37	35.92	244
b00r	37.91	1.15	-38.05	38.08	272
b25r	23.81	27.31	-46.96	54.33	300
b50r	29.52	62.07	-37.87	72.72	329
b75r	36.48	64.24	-3.31	64.33	357

Dreiecks-Helligkeit t^*

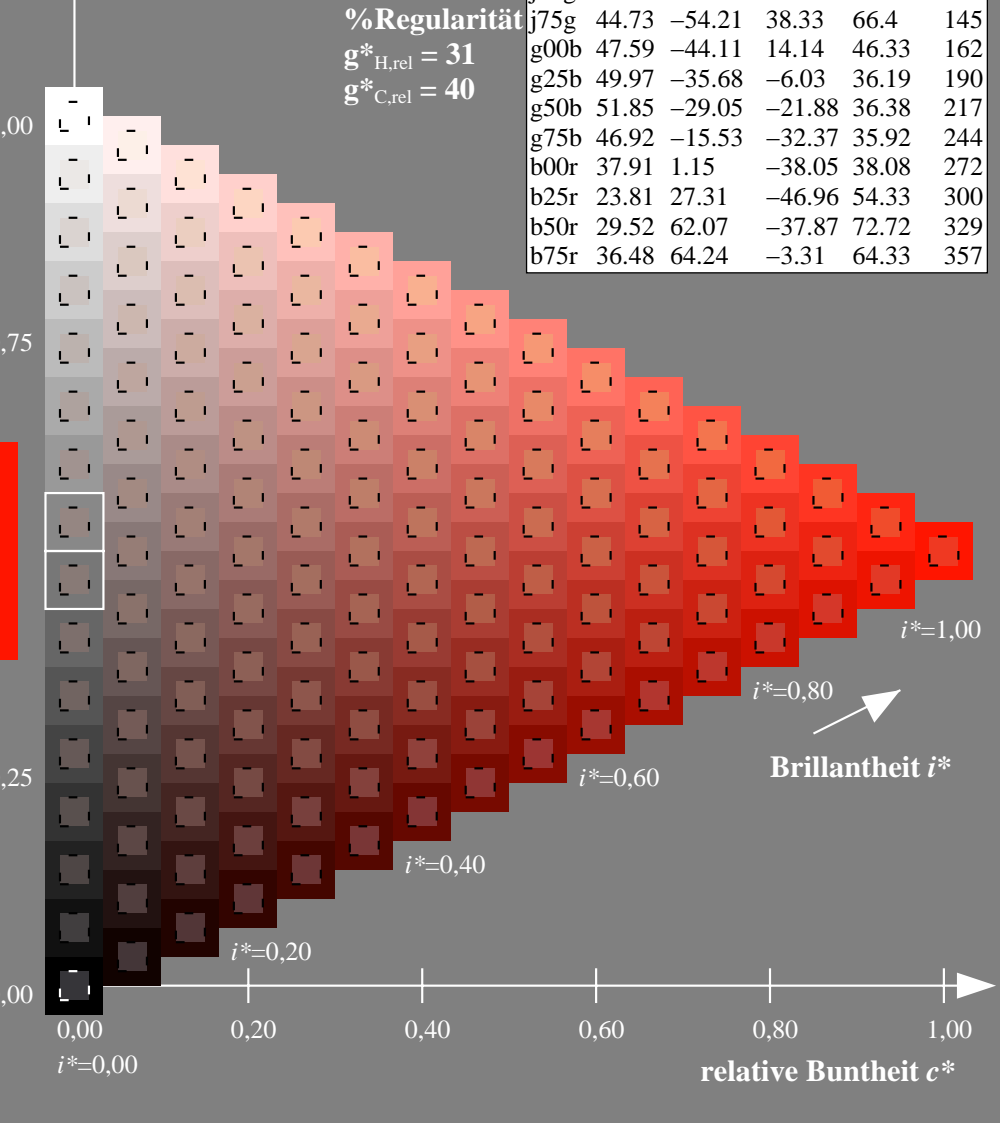
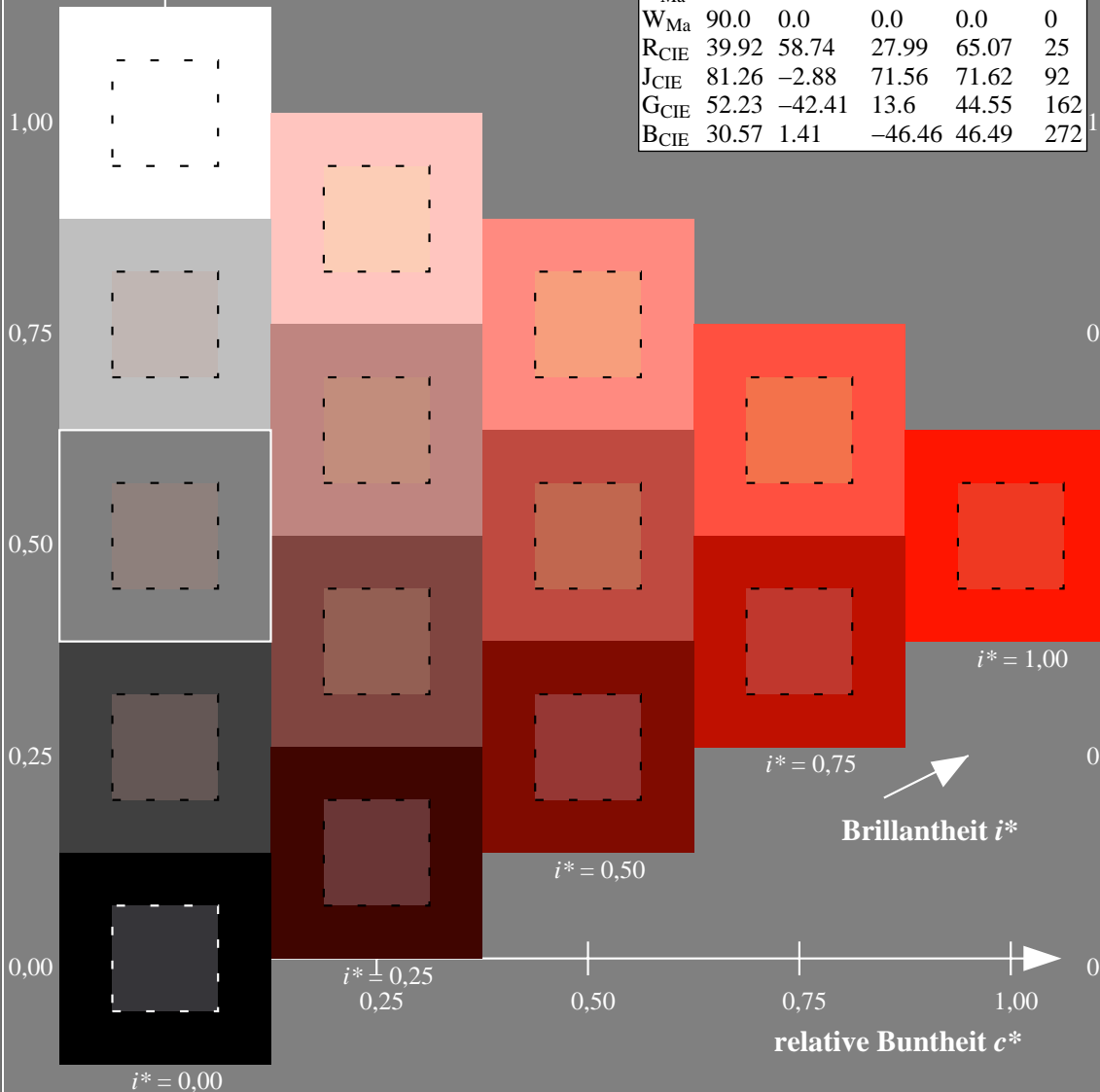
%Umfang

$u^*_{rel} = 88$

%Regularität

$g^*_{H,rel} = 31$

$g^*_{C,rel} = 40$



Daten für jede Farbe:

lab^*ich^* und lab^*icu^*

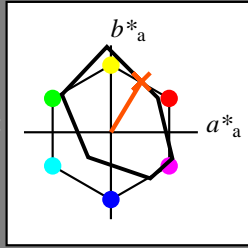
Elementar-Bunntext:

$u^* = r50j$

Kontrastreduzierungsfaktor:

$c_R = 0.9$

Dreiecks-Helligkeit t^*



FRS15_90aM; adaptierte CIELAB-Daten

	$L^*=L^*_a$	a^*_a	b^*_a	$C^*_{ab,a}$	$h^*_{ab,a}$
O _{Ma}	35.06	53.93	39.55	66.88	36
Y _{Ma}	83.77	-4.63	98.26	98.37	93
L _{Ma}	44.13	-56.32	43.36	71.09	142
C _{Ma}	52.66	-26.18	-28.74	38.89	228
V _{Ma}	14.15	45.22	-53.06	69.72	310
M _{Ma}	37.37	70.69	-30.1	76.83	337
N _{Ma}	15.0	0.0	0.0	0.0	0
W _{Ma}	90.0	0.0	0.0	0.0	0
R _{CIE}	39.92	58.74	27.99	65.07	25
J _{CIE}	81.26	-2.88	71.56	71.62	92
G _{CIE}	52.23	-42.41	13.6	44.55	162
B _{CIE}	30.57	1.41	-46.46	46.49	272

Daten für Maximalfarbe (Ma):

LAB^*LAB^*Ma : 51 35 58

LAB^*LCH^*Ma : 51 68 59

lab^*rgb^*Ma : 1.0 0.5 0.0

lab^*olv^*Ma : 1.0 0.32 0.0

FRS15_90aM; adaptierte CIELAB-Daten

	$L^*=L^*_a$	a^*_a	b^*_a	$C^*_{ab,a}$	$h^*_{ab,a}$
r00j	35.47	56.92	27.12	63.05	25
r25j	39.12	49.04	44.45	66.19	42
r50j	50.64	35.19	58.33	68.13	59
r75j	64.01	19.11	74.45	76.87	76
j00g	83.18	-3.93	97.56	97.64	92
j25g	66.73	-26.86	74.66	79.35	110
j50g	54.03	-43.42	57.07	71.71	127
j75g	44.73	-54.21	38.33	66.4	145
g00b	47.59	-44.11	14.14	46.33	162
g25b	49.97	-35.68	-6.03	36.19	190
g50b	51.85	-29.05	-21.88	36.38	217
g75b	46.92	-15.53	-32.37	35.92	244
b00r	37.91	1.15	-38.05	38.08	272
b25r	23.81	27.31	-46.96	54.33	300
b50r	29.52	62.07	-37.87	72.72	329
b75r	36.48	64.24	-3.31	64.33	357

Dreiecks-Helligkeit t^*

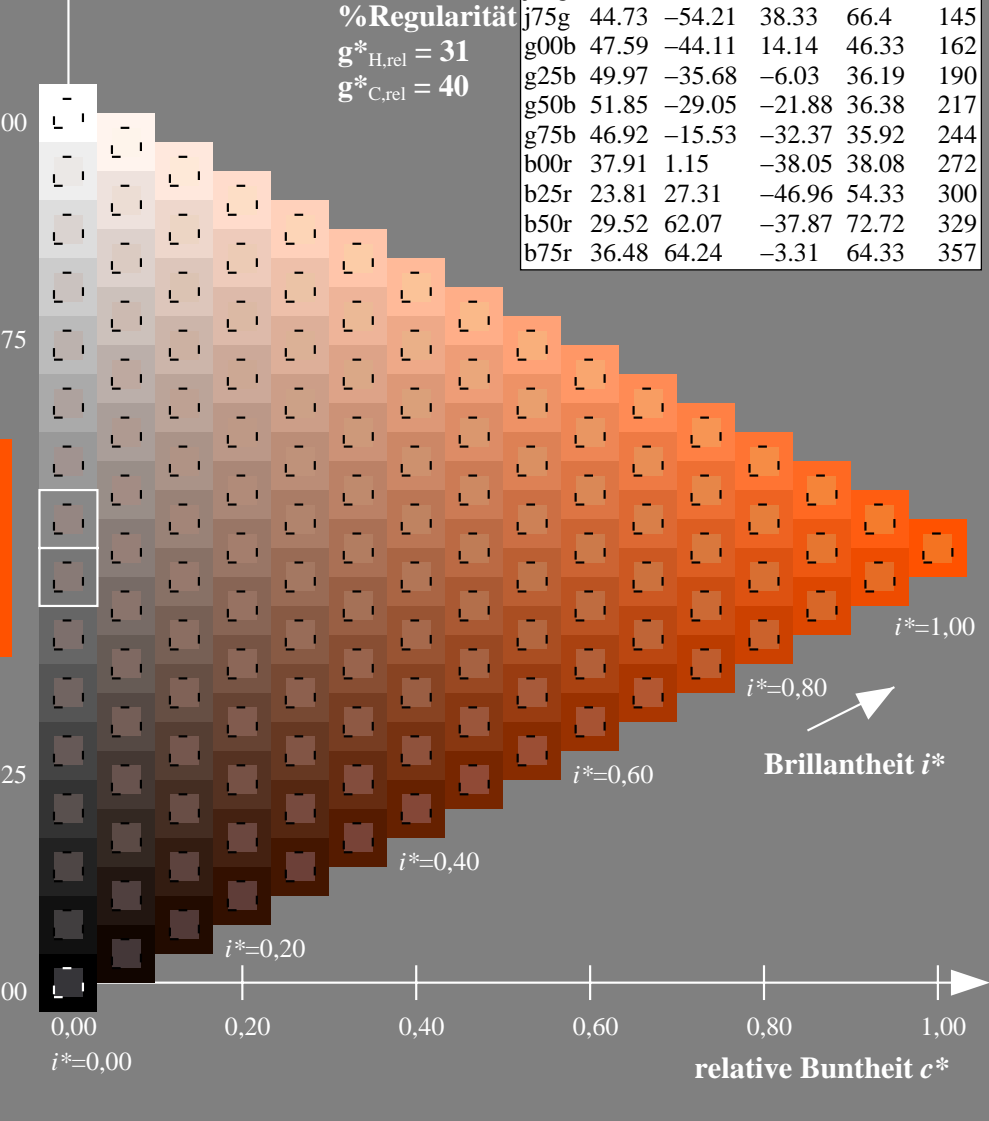
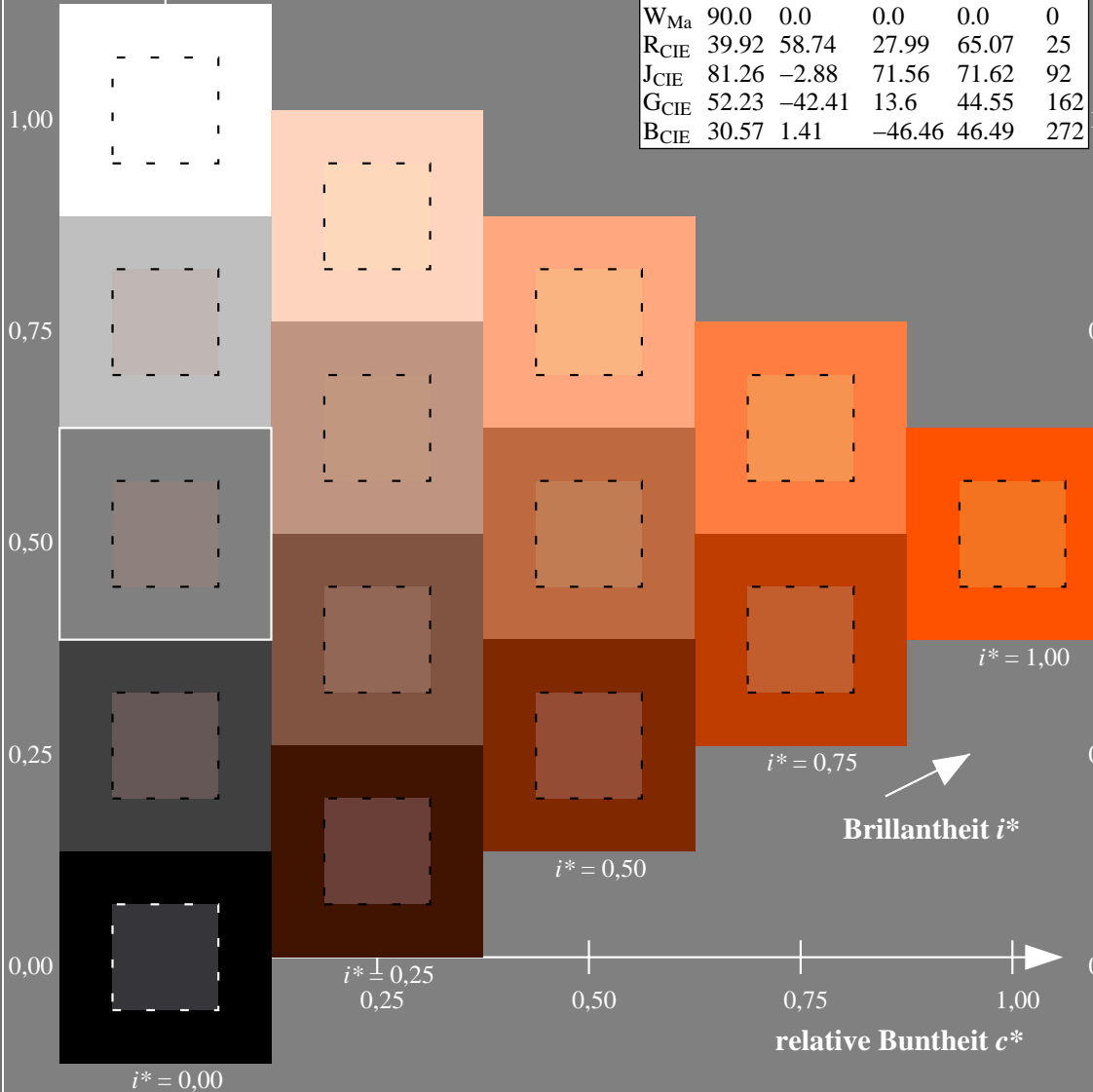
%Umfang

$u^*_{rel} = 88$

%Regularität

$g^*_{H,rel} = 31$

$g^*_{C,rel} = 40$



Daten für jede Farbe:

lab^*ich^* und lab^*icu^*

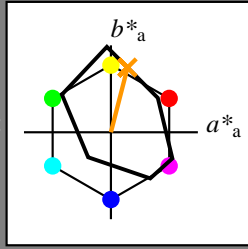
Elementar-Bunntext:

$u^* = r75j$

Kontrastreduzierungsfaktor:

$c_R = 0,9$

Dreiecks-Helligkeit t^*



FRS15_90aM; adaptierte CIELAB-Daten

	$L^*=L^*_a$	a^*_a	b^*_a	$C^*_{ab,a}$	$h^*_{ab,a}$
O _{Ma}	35.06	53.93	39.55	66.88	36
Y _{Ma}	83.77	-4.63	98.26	98.37	93
L _{Ma}	44.13	-56.32	43.36	71.09	142
C _{Ma}	52.66	-26.18	-28.74	38.89	228
V _{Ma}	14.15	45.22	-53.06	69.72	310
M _{Ma}	37.37	70.69	-30.1	76.83	337
N _{Ma}	15.0	0.0	0.0	0.0	0
W _{Ma}	90.0	0.0	0.0	0.0	0
R _{CIE}	39.92	58.74	27.99	65.07	25
J _{CIE}	81.26	-2.88	71.56	71.62	92
G _{CIE}	52.23	-42.41	13.6	44.55	162
B _{CIE}	30.57	1.41	-46.46	46.49	272

Daten für Maximalfarbe (Ma):

LAB^*LAB^*Ma : 64 19 74

LAB^*LCH^*Ma : 64 77 76

lab^*rgb^*Ma : 1.0 0.75 0.0

lab^*olv^*Ma : 1.0 0.59 0.0

FRS15_90aM; adaptierte CIELAB-Daten

	$L^*=L^*_a$	a^*_a	b^*_a	$C^*_{ab,a}$	$h^*_{ab,a}$
r00j	35.47	56.92	27.12	63.05	25
r25j	39.12	49.04	44.45	66.19	42
r50j	50.64	35.19	58.33	68.13	59
r75j	64.01	19.11	74.45	76.87	76
j00g	83.18	-3.93	97.56	97.64	92
j25g	66.73	-26.86	74.66	79.35	110
j50g	54.03	-43.42	57.07	71.71	127
j75g	44.73	-54.21	38.33	66.4	145
g00b	47.59	-44.11	14.14	46.33	162
g25b	49.97	-35.68	-6.03	36.19	190
g50b	51.85	-29.05	-21.88	36.38	217
g75b	46.92	-15.53	-32.37	35.92	244
b00r	37.91	1.15	-38.05	38.08	272
b25r	23.81	27.31	-46.96	54.33	300
b50r	29.52	62.07	-37.87	72.72	329
b75r	36.48	64.24	-3.31	64.33	357

Dreiecks-Helligkeit t^*

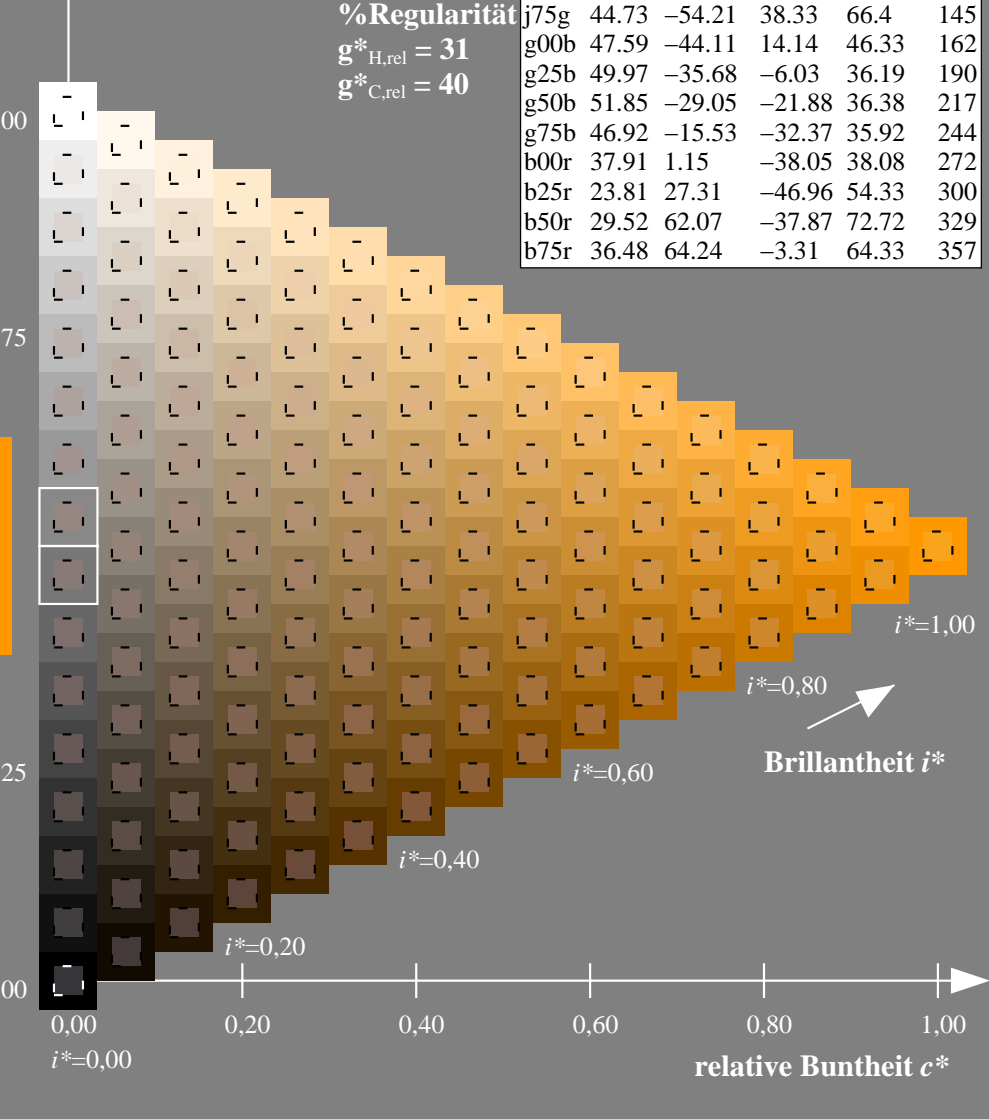
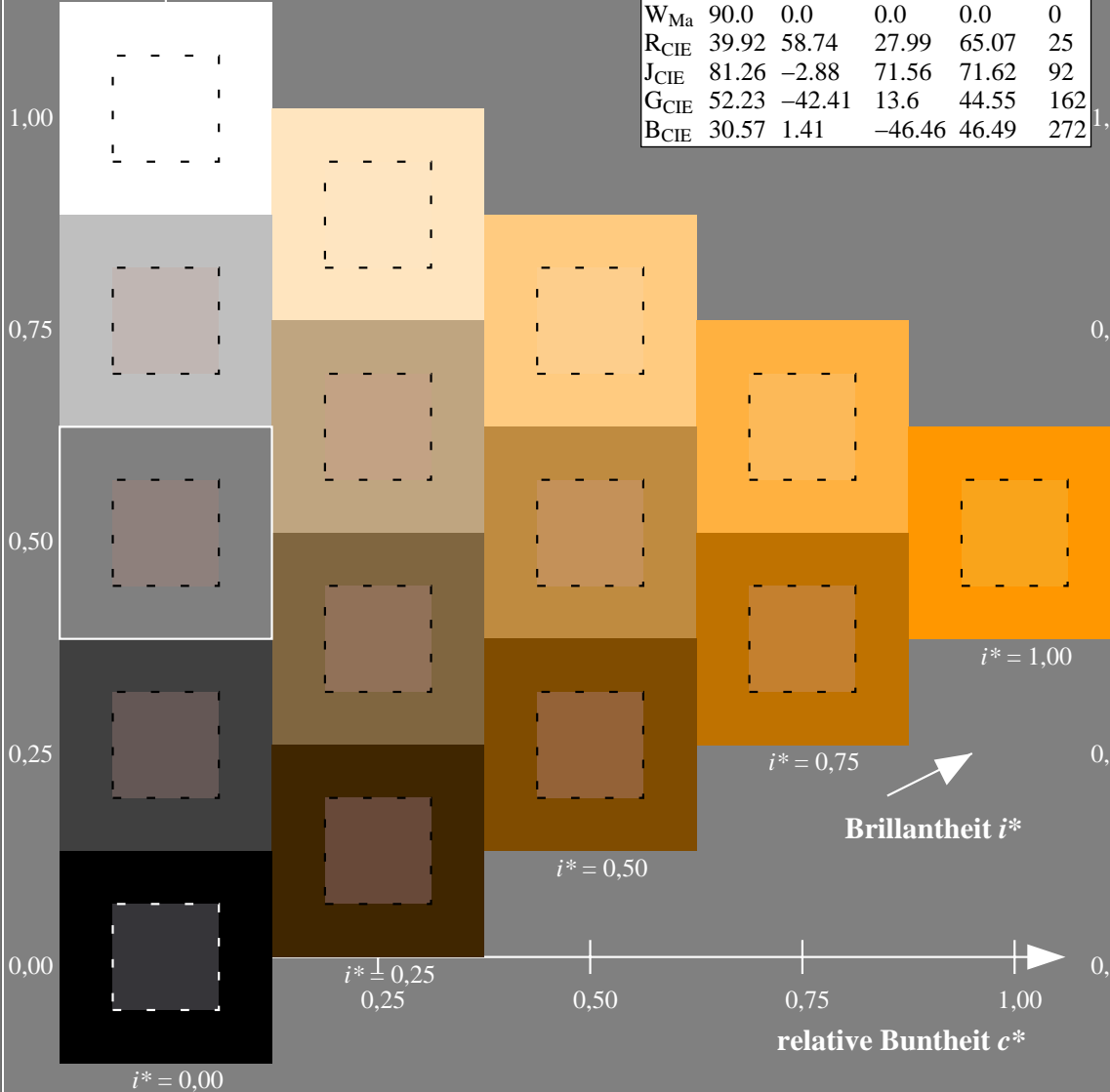
%Umfang

$u^*_{rel} = 88$

%Regularität

$g^*_{H,rel} = 31$

$g^*_{C,rel} = 40$



Daten für jede Farbe:

lab^*ich^* und lab^*icu^*

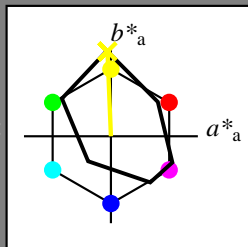
Elementar-Bunntext:

$u^* = j00g$

Kontrastreduzierungsfaktor:

$c_R = 0,9$

Dreiecks-Helligkeit t^*



FRS15_90aM; adaptierte CIELAB-Daten

	$L^*=L^*_a$	a^*_a	b^*_a	$C^*_{ab,a}$	$h^*_{ab,a}$
O _{Ma}	35.06	53.93	39.55	66.88	36
Y _{Ma}	83.77	-4.63	98.26	98.37	93
L _{Ma}	44.13	-56.32	43.36	71.09	142
C _{Ma}	52.66	-26.18	-28.74	38.89	228
V _{Ma}	14.15	45.22	-53.06	69.72	310
M _{Ma}	37.37	70.69	-30.1	76.83	337
N _{Ma}	15.0	0.0	0.0	0.0	0
W _{Ma}	90.0	0.0	0.0	0.0	0
R _{CIE}	39.92	58.74	27.99	65.07	25
J _{CIE}	81.26	-2.88	71.56	71.62	92
G _{CIE}	52.23	-42.41	13.6	44.55	162
B _{CIE}	30.57	1.41	-46.46	46.49	272

Daten für Maximalfarbe (Ma):

LAB^*LAB^*Ma : 83 -3 98

LAB^*LCH^*Ma : 83 98 92

lab^*rgb^*Ma : 1.0 1.0 0.0

lab^*olv^*Ma : 1.0 0.99 0.0

FRS15_90aM; adaptierte CIELAB-Daten

	$L^*=L^*_a$	a^*_a	b^*_a	$C^*_{ab,a}$	$h^*_{ab,a}$
r00j	35.47	56.92	27.12	63.05	25
r25j	39.12	49.04	44.45	66.19	42
r50j	50.64	35.19	58.33	68.13	59
r75j	64.01	19.11	74.45	76.87	76
j00g	83.18	-3.93	97.56	97.64	92
j25g	66.73	-26.86	74.66	79.35	110
j50g	54.03	-43.42	57.07	71.71	127
j75g	44.73	-54.21	38.33	66.4	145
g00b	47.59	-44.11	14.14	46.33	162
g25b	49.97	-35.68	-6.03	36.19	190
g50b	51.85	-29.05	-21.88	36.38	217
g75b	46.92	-15.53	-32.37	35.92	244
b00r	37.91	1.15	-38.05	38.08	272
b25r	23.81	27.31	-46.96	54.33	300
b50r	29.52	62.07	-37.87	72.72	329
b75r	36.48	64.24	-3.31	64.33	357

Dreiecks-Helligkeit t^*

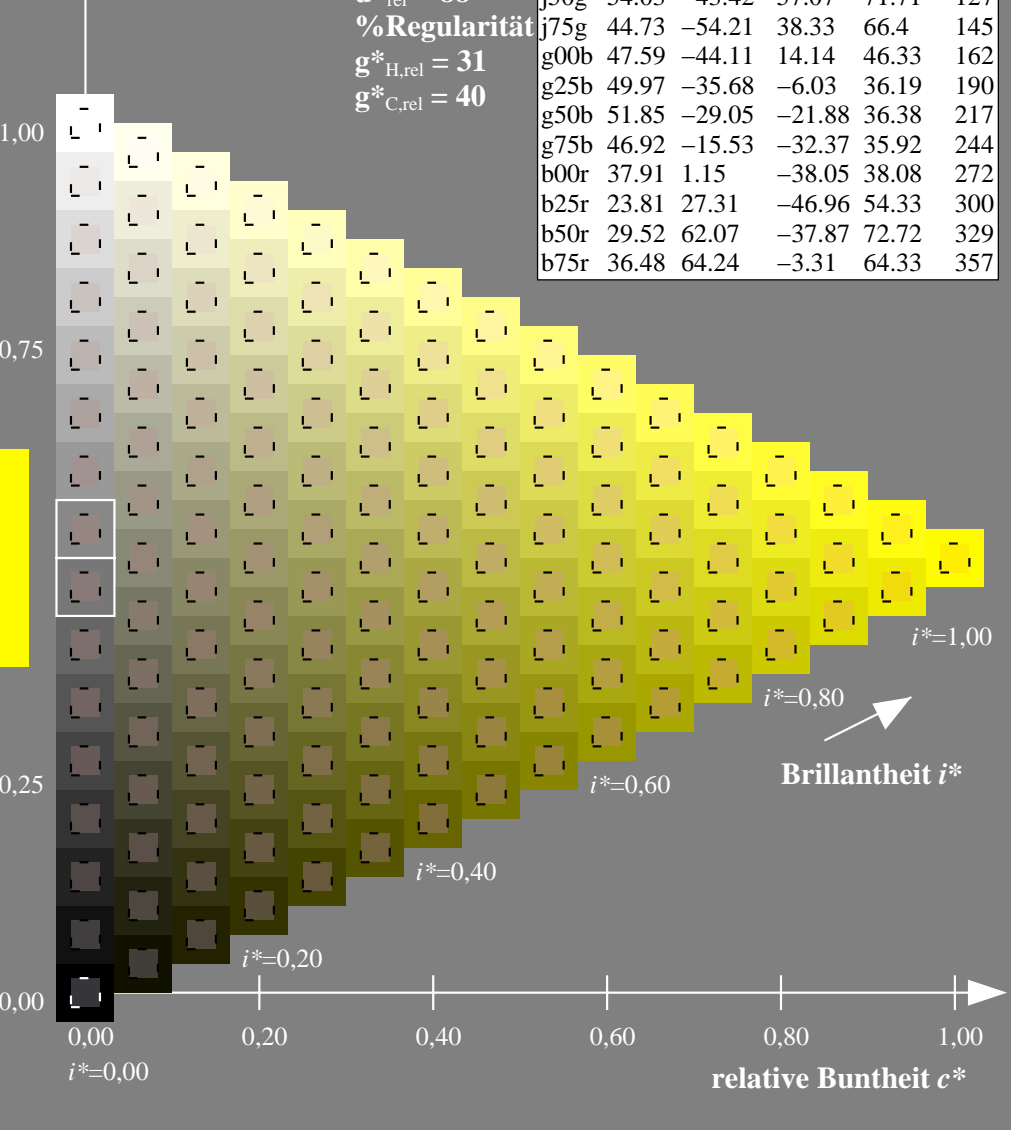
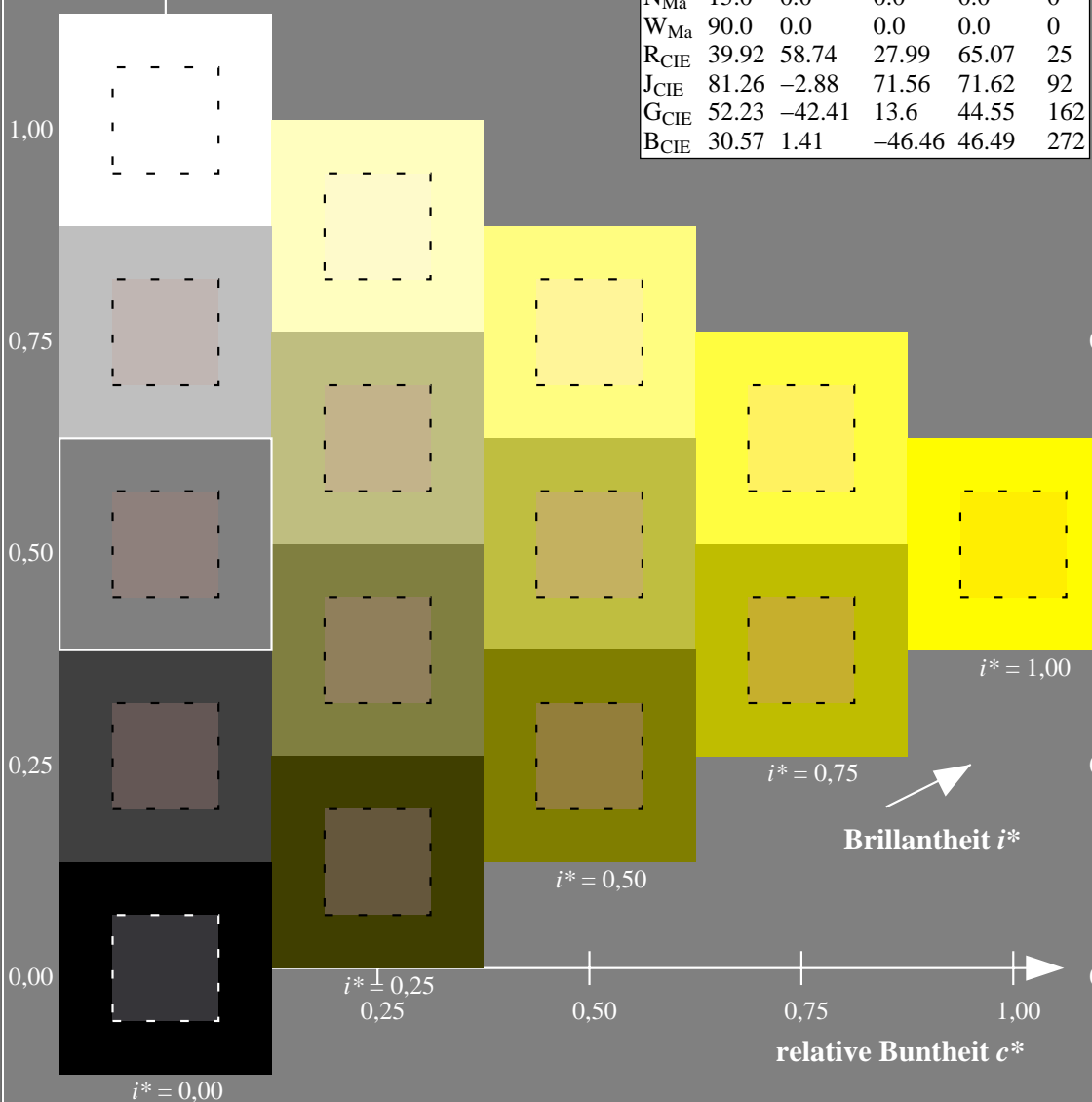
%Umfang

$u^*_{rel} = 88$

%Regularität

$g^*_{H,rel} = 31$

$g^*_{C,rel} = 40$



Daten für jede Farbe:

lab^*ich^* und lab^*icu^*

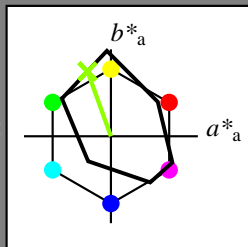
Elementar-Bunntext:

$u^* = j25g$

Kontrastreduzierungsfaktor:

$c_R = 0.9$

Dreiecks-Helligkeit t^*



FRS15_90aM; adaptierte CIELAB-Daten

	$L^*=L^*_a$	a^*_a	b^*_a	$C^*_{ab,a}$	$h^*_{ab,a}$
O _{Ma}	35.06	53.93	39.55	66.88	36
Y _{Ma}	83.77	-4.63	98.26	98.37	93
L _{Ma}	44.13	-56.32	43.36	71.09	142
C _{Ma}	52.66	-26.18	-28.74	38.89	228
V _{Ma}	14.15	45.22	-53.06	69.72	310
M _{Ma}	37.37	70.69	-30.1	76.83	337
N _{Ma}	15.0	0.0	0.0	0.0	0
W _{Ma}	90.0	0.0	0.0	0.0	0
R _{CIE}	39.92	58.74	27.99	65.07	25
J _{CIE}	81.26	-2.88	71.56	71.62	92
G _{CIE}	52.23	-42.41	13.6	44.55	162
B _{CIE}	30.57	1.41	-46.46	46.49	272

Daten für Maximalfarbe (Ma):

$LAB^*LAB^*_{Ma}$: 67 -26 75

$LAB^*LCH^*_{Ma}$: 67 79 110

$lab^*rgb^*_{Ma}$: 0.75 1.0 0.0

$lab^*olv^*_{Ma}$: 0.57 1.0 0.0

FRS15_90aM; adaptierte CIELAB-Daten

	$L^*=L^*_a$	a^*_a	b^*_a	$C^*_{ab,a}$	$h^*_{ab,a}$
r00j	35.47	56.92	27.12	63.05	25
r25j	39.12	49.04	44.45	66.19	42
r50j	50.64	35.19	58.33	68.13	59
r75j	64.01	19.11	74.45	76.87	76
j00g	83.18	-3.93	97.56	97.64	92
j25g	66.73	-26.86	74.66	79.35	110
j50g	54.03	-43.42	57.07	71.71	127
j75g	44.73	-54.21	38.33	66.4	145
g00b	47.59	-44.11	14.14	46.33	162
g25b	49.97	-35.68	-6.03	36.19	190
g50b	51.85	-29.05	-21.88	36.38	217
g75b	46.92	-15.53	-32.37	35.92	244
b00r	37.91	1.15	-38.05	38.08	272
b25r	23.81	27.31	-46.96	54.33	300
b50r	29.52	62.07	-37.87	72.72	329
b75r	36.48	64.24	-3.31	64.33	357

Dreiecks-Helligkeit t^*

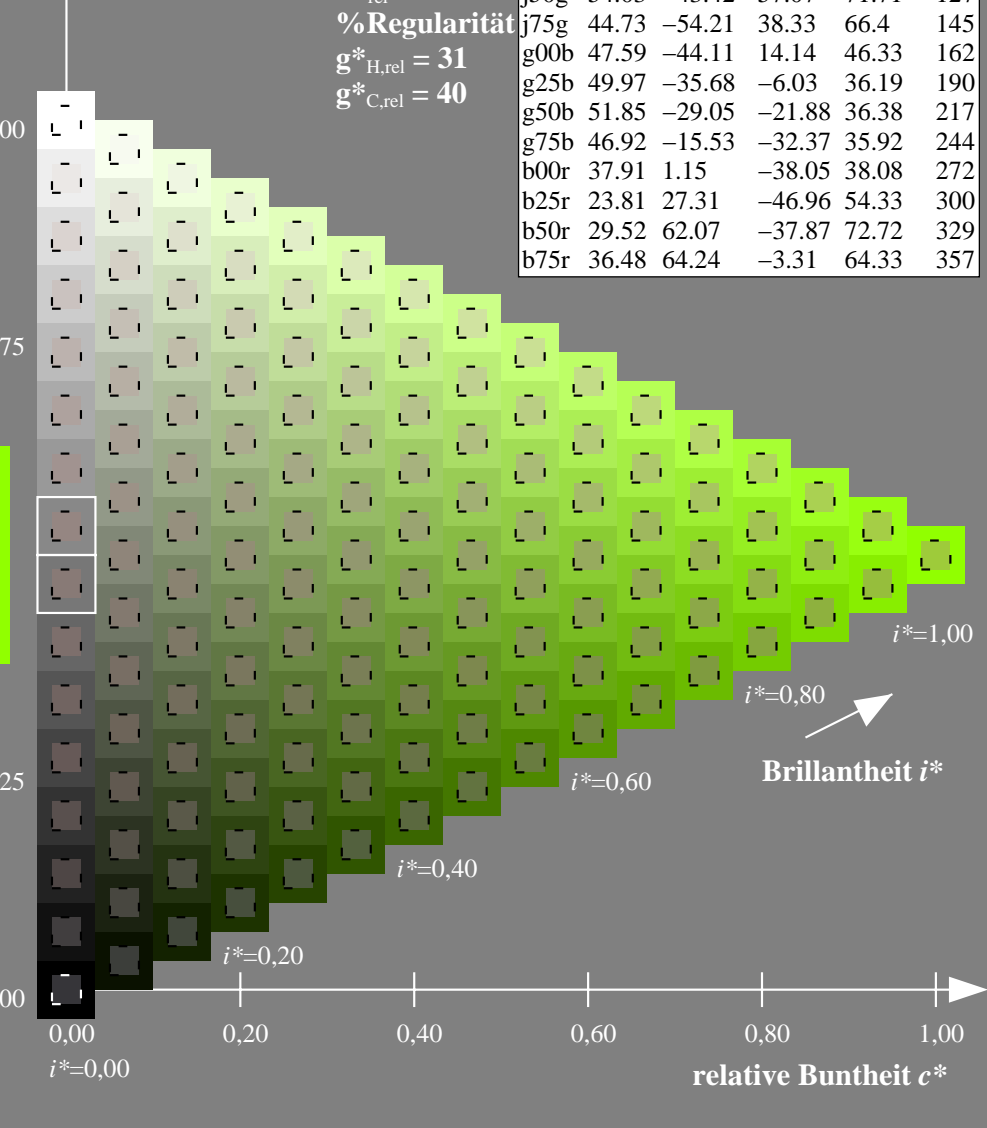
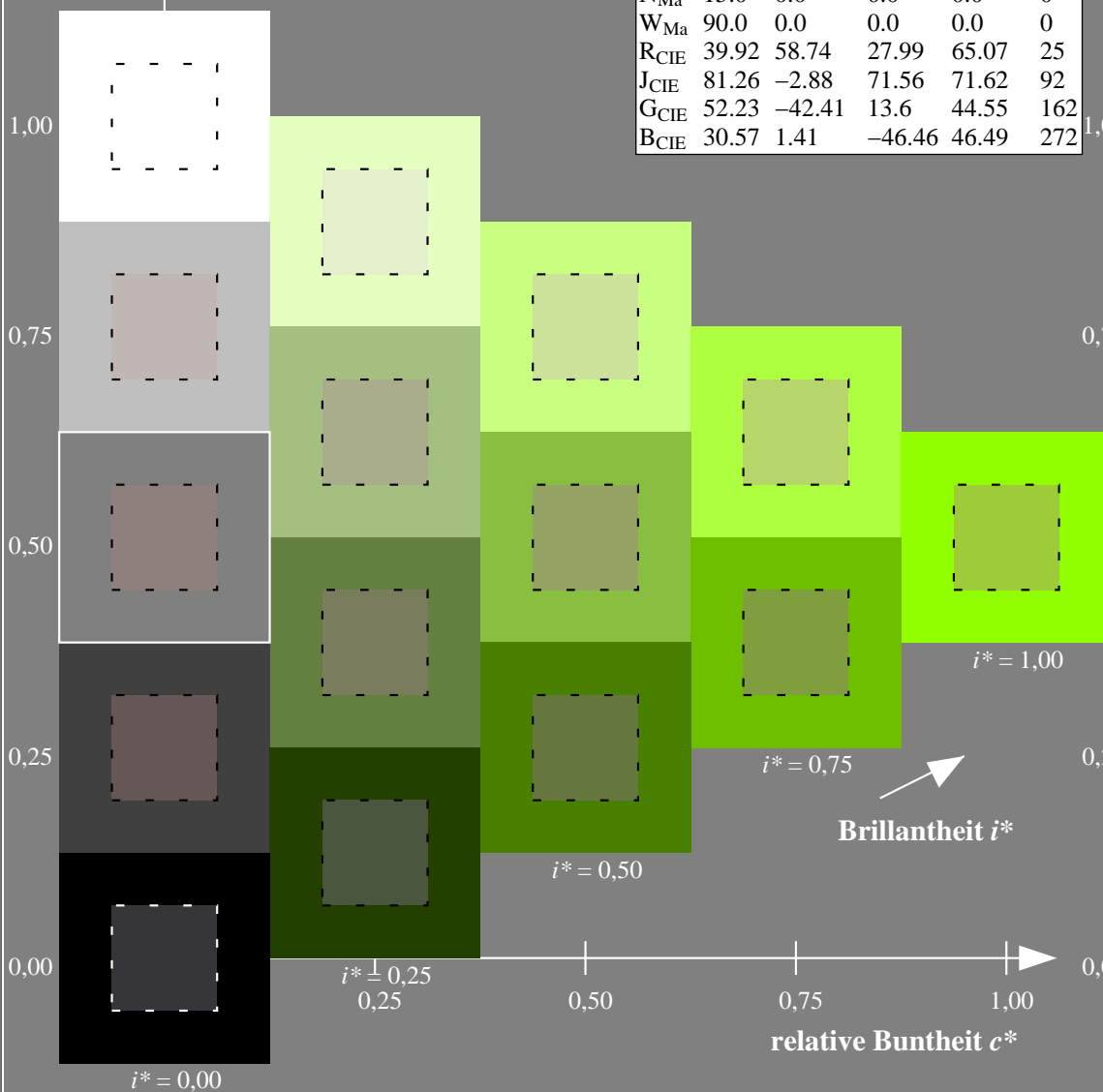
%Umfang

$u^*_{rel} = 88$

%Regularität

$g^*_{H,rel} = 31$

$g^*_{C,rel} = 40$



Daten für jede Farbe:

lab^*ich^* und lab^*icu^*

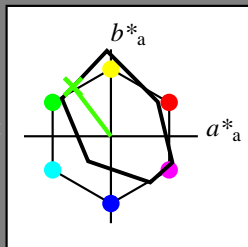
Elementar-Bunntext:

$u^* = j50g$

Kontrastreduzierungsfaktor:

$c_R = 0.9$

Dreiecks-Helligkeit t^*



FRS15_90aM; adaptierte CIELAB-Daten

	$L^*=L^*_a$	a^*_a	b^*_a	$C^*_{ab,a}$	$h^*_{ab,a}$
O _{Ma}	35.06	53.93	39.55	66.88	36
Y _{Ma}	83.77	-4.63	98.26	98.37	93
L _{Ma}	44.13	-56.32	43.36	71.09	142
C _{Ma}	52.66	-26.18	-28.74	38.89	228
V _{Ma}	14.15	45.22	-53.06	69.72	310
M _{Ma}	37.37	70.69	-30.1	76.83	337
N _{Ma}	15.0	0.0	0.0	0.0	0
W _{Ma}	90.0	0.0	0.0	0.0	0
R _{CIE}	39.92	58.74	27.99	65.07	25
J _{CIE}	81.26	-2.88	71.56	71.62	92
G _{CIE}	52.23	-42.41	13.6	44.55	162
B _{CIE}	30.57	1.41	-46.46	46.49	272

Daten für Maximalfarbe (Ma):

$LAB^*LAB^*_{Ma}$: 54 -42 57

$LAB^*LCH^*_{Ma}$: 54 72 127

$lab^*rgb^*_{Ma}$: 0.5 1.0 0.0

$lab^*olv^*_{Ma}$: 0.25 1.0 0.0

FRS15_90aM; adaptierte CIELAB-Daten

	$L^*=L^*_a$	a^*_a	b^*_a	$C^*_{ab,a}$	$h^*_{ab,a}$
r00j	35.47	56.92	27.12	63.05	25
r25j	39.12	49.04	44.45	66.19	42
r50j	50.64	35.19	58.33	68.13	59
r75j	64.01	19.11	74.45	76.87	76
j00g	83.18	-3.93	97.56	97.64	92
j25g	66.73	-26.86	74.66	79.35	110
j50g	54.03	-43.42	57.07	71.71	127
j75g	44.73	-54.21	38.33	66.4	145
g00b	47.59	-44.11	14.14	46.33	162
g25b	49.97	-35.68	-6.03	36.19	190
g50b	51.85	-29.05	-21.88	36.38	217
g75b	46.92	-15.53	-32.37	35.92	244
b00r	37.91	1.15	-38.05	38.08	272
b25r	23.81	27.31	-46.96	54.33	300
b50r	29.52	62.07	-37.87	72.72	329
b75r	36.48	64.24	-3.31	64.33	357

Dreiecks-Helligkeit t^*

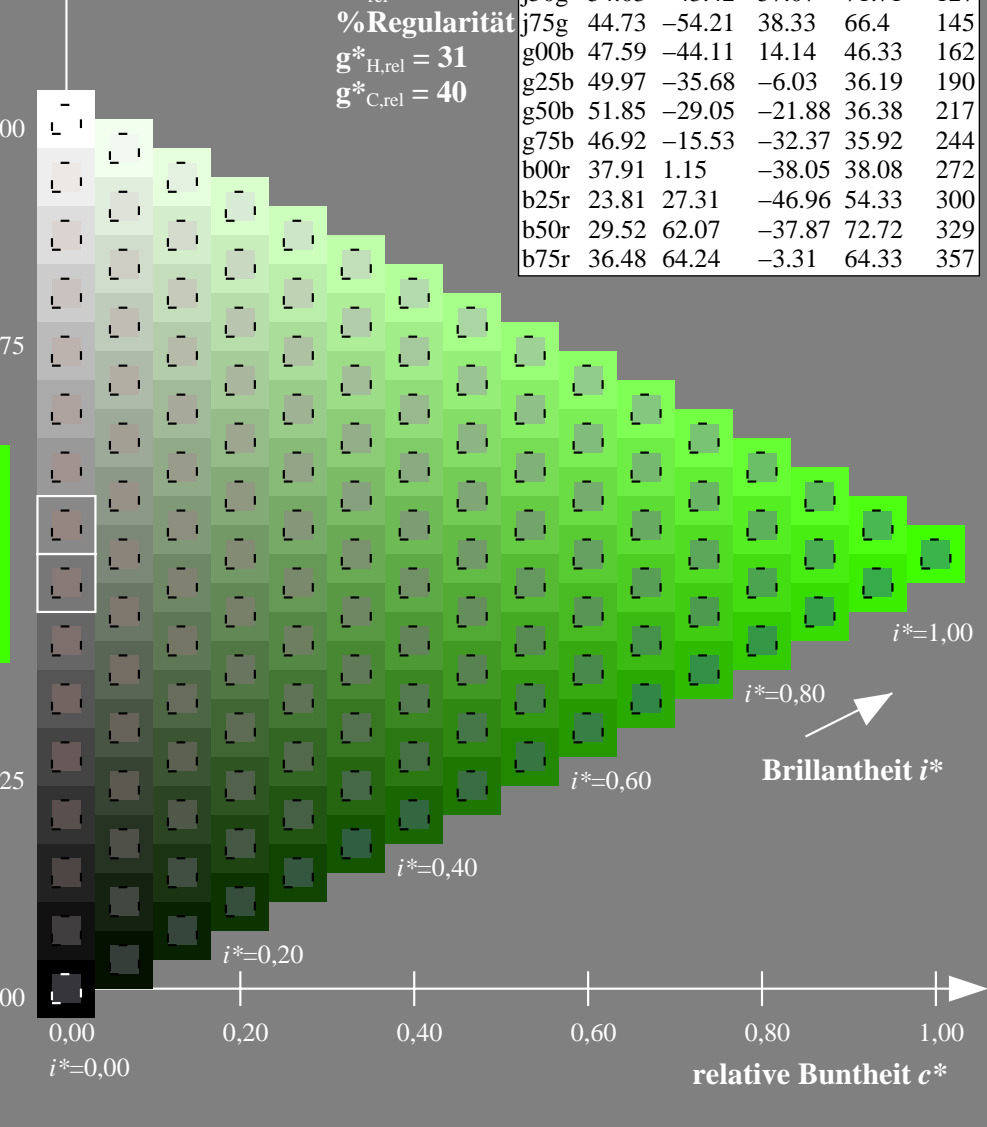

%Umfang

$u^*_{rel} = 88$

%Regularität

$g^*_{H,rel} = 31$

$g^*_{C,rel} = 40$



Daten für jede Farbe:

lab^*ich^* und lab^*icu^*

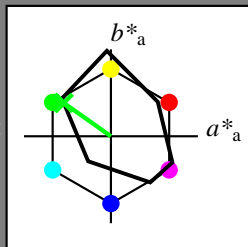
Elementar-Bunntext:

$u^* = j75g$

Kontrastreduzierungsfaktor:

$c_R = 0.9$

Dreiecks-Helligkeit t^*



FRS15_90aM; adaptierte CIELAB-Daten

	$L^*=L^*_a$	a^*_a	b^*_a	$C^*_{ab,a}$	$h^*_{ab,a}$
O _{Ma}	35.06	53.93	39.55	66.88	36
Y _{Ma}	83.77	-4.63	98.26	98.37	93
L _{Ma}	44.13	-56.32	43.36	71.09	142
C _{Ma}	52.66	-26.18	-28.74	38.89	228
V _{Ma}	14.15	45.22	-53.06	69.72	310
M _{Ma}	37.37	70.69	-30.1	76.83	337
N _{Ma}	15.0	0.0	0.0	0.0	0
W _{Ma}	90.0	0.0	0.0	0.0	0
R _{CIE}	39.92	58.74	27.99	65.07	25
J _{CIE}	81.26	-2.88	71.56	71.62	92
G _{CIE}	52.23	-42.41	13.6	44.55	162
B _{CIE}	30.57	1.41	-46.46	46.49	272

Daten für Maximalfarbe (Ma):

LAB^*LAB^*Ma : 45 -53 38

LAB^*LCH^*Ma : 45 66 145

lab^*rgb^*Ma : 0.25 1.0 0.0

lab^*olv^*Ma : 0.0 1.0 0.07

FRS15_90aM; adaptierte CIELAB-Daten

	$L^*=L^*_a$	a^*_a	b^*_a	$C^*_{ab,a}$	$h^*_{ab,a}$
r00j	35.47	56.92	27.12	63.05	25
r25j	39.12	49.04	44.45	66.19	42
r50j	50.64	35.19	58.33	68.13	59
r75j	64.01	19.11	74.45	76.87	76
j00g	83.18	-3.93	97.56	97.64	92
j25g	66.73	-26.86	74.66	79.35	110
j50g	54.03	-43.42	57.07	71.71	127
j75g	44.73	-54.21	38.33	66.4	145
g00b	47.59	-44.11	14.14	46.33	162
g25b	49.97	-35.68	-6.03	36.19	190
g50b	51.85	-29.05	-21.88	36.38	217
g75b	46.92	-15.53	-32.37	35.92	244
b00r	37.91	1.15	-38.05	38.08	272
b25r	23.81	27.31	-46.96	54.33	300
b50r	29.52	62.07	-37.87	72.72	329
b75r	36.48	64.24	-3.31	64.33	357

Dreiecks-Helligkeit t^*

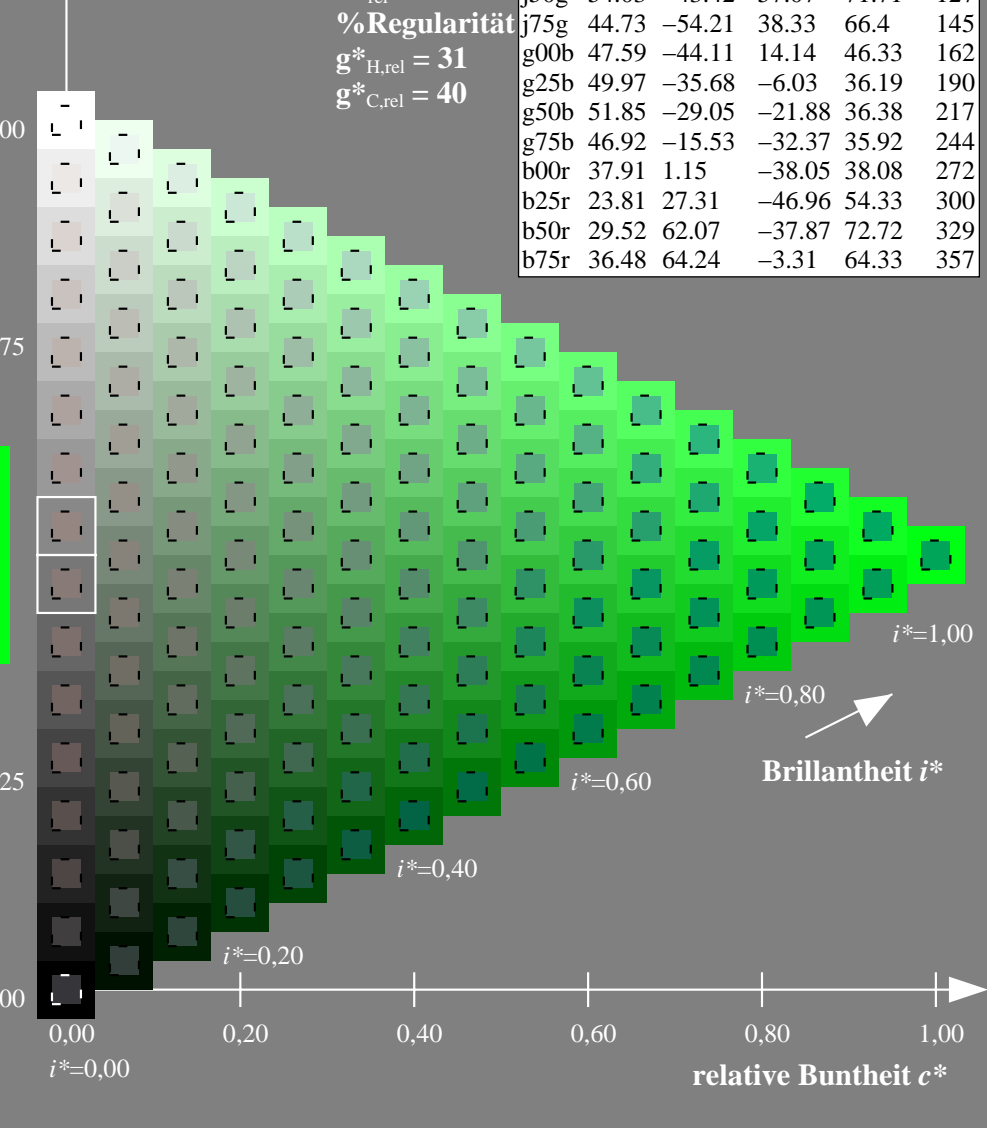

%Umfang

$u^*_{rel} = 88$

%Regularität

$g^*_{H,rel} = 31$

$g^*_{C,rel} = 40$



Ein und Ausgabe: Farbmetrisches Drucker-Reflektiv-System FRS15_90aM für relativen CIELAB-Bunnton $h^* = lab^*h^* = h_{ab}/360 = 162/360 = 0.451$ $u^* = g00b$

Daten für jede Farbe:

lab^*ich^* und lab^*icu^*

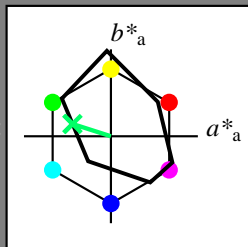
Elementar-Bunntext:

$u^* = g00b$

Kontrastreduzierungsfaktor:

$c_R = 0.9$

Dreiecks-Helligkeit t^*



FRS15_90aM; adaptierte CIELAB-Daten

	$L^*=L^*_a$	a^*_a	b^*_a	$C^*_{ab,a}$	$h^*_{ab,a}$
O _{Ma}	35.06	53.93	39.55	66.88	36
Y _{Ma}	83.77	-4.63	98.26	98.37	93
L _{Ma}	44.13	-56.32	43.36	71.09	142
C _{Ma}	52.66	-26.18	-28.74	38.89	228
V _{Ma}	14.15	45.22	-53.06	69.72	310
M _{Ma}	37.37	70.69	-30.1	76.83	337
N _{Ma}	15.0	0.0	0.0	0.0	0
W _{Ma}	90.0	0.0	0.0	0.0	0
R _{CIE}	39.92	58.74	27.99	65.07	25
J _{CIE}	81.26	-2.88	71.56	71.62	92
G _{CIE}	52.23	-42.41	13.6	44.55	162
B _{CIE}	30.57	1.41	-46.46	46.49	272

Daten für Maximalfarbe (Ma):

LAB^*LAB^*Ma : 48 -43 14

LAB^*LCH^*Ma : 48 46 162

lab^*rgb^*Ma : 0.0 1.0 0.0

lab^*olv^*Ma : 0.0 1.0 0.41

FRS15_90aM; adaptierte CIELAB-Daten

	$L^*=L^*_a$	a^*_a	b^*_a	$C^*_{ab,a}$	$h^*_{ab,a}$
r00j	35.47	56.92	27.12	63.05	25
r25j	39.12	49.04	44.45	66.19	42
r50j	50.64	35.19	58.33	68.13	59
r75j	64.01	19.11	74.45	76.87	76
j00g	83.18	-3.93	97.56	97.64	92
j25g	66.73	-26.86	74.66	79.35	110
j50g	54.03	-43.42	57.07	71.71	127
j75g	44.73	-54.21	38.33	66.4	145
g00b	47.59	-44.11	14.14	46.33	162
g25b	49.97	-35.68	-6.03	36.19	190
g50b	51.85	-29.05	-21.88	36.38	217
g75b	46.92	-15.53	-32.37	35.92	244
b00r	37.91	1.15	-38.05	38.08	272
b25r	23.81	27.31	-46.96	54.33	300
b50r	29.52	62.07	-37.87	72.72	329
b75r	36.48	64.24	-3.31	64.33	357

Dreiecks-Helligkeit t^*

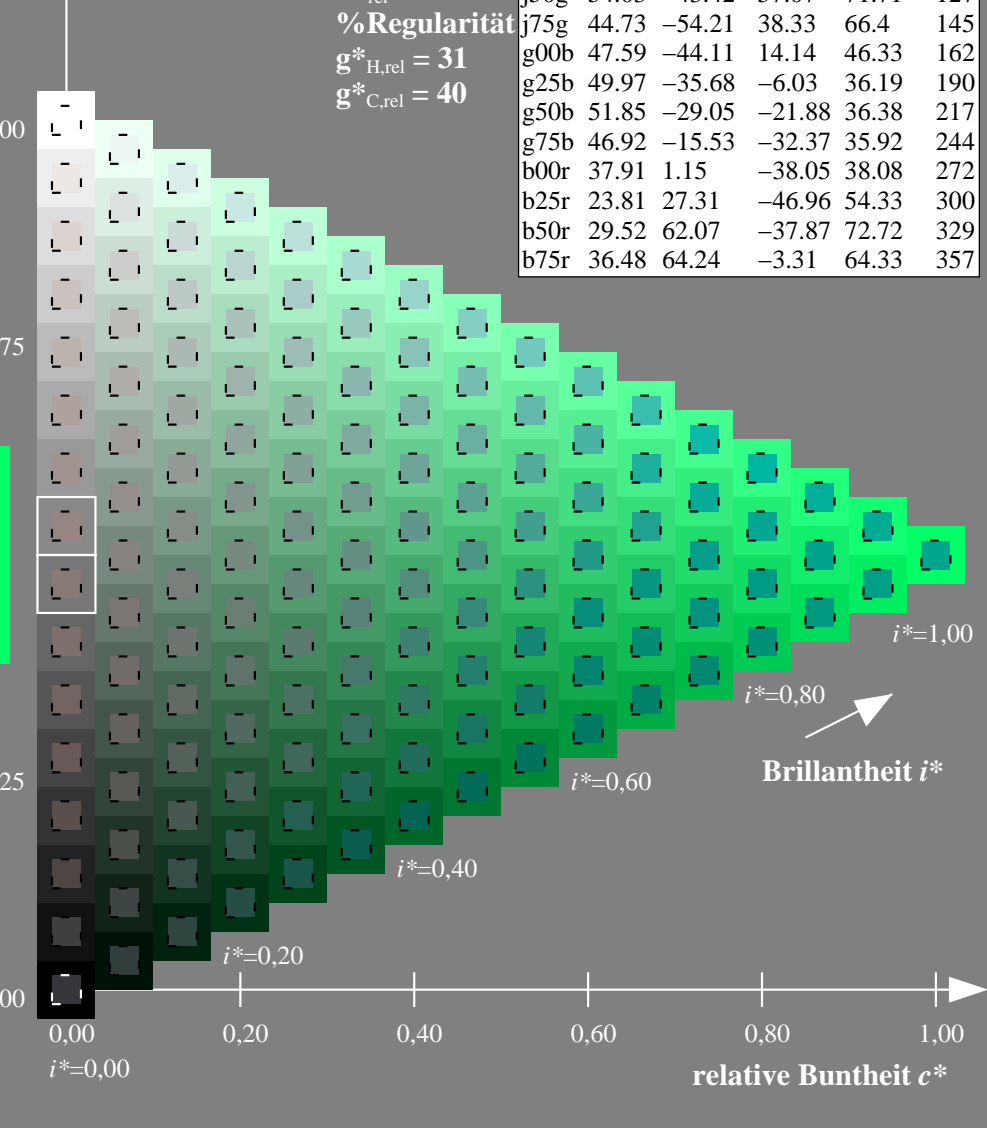
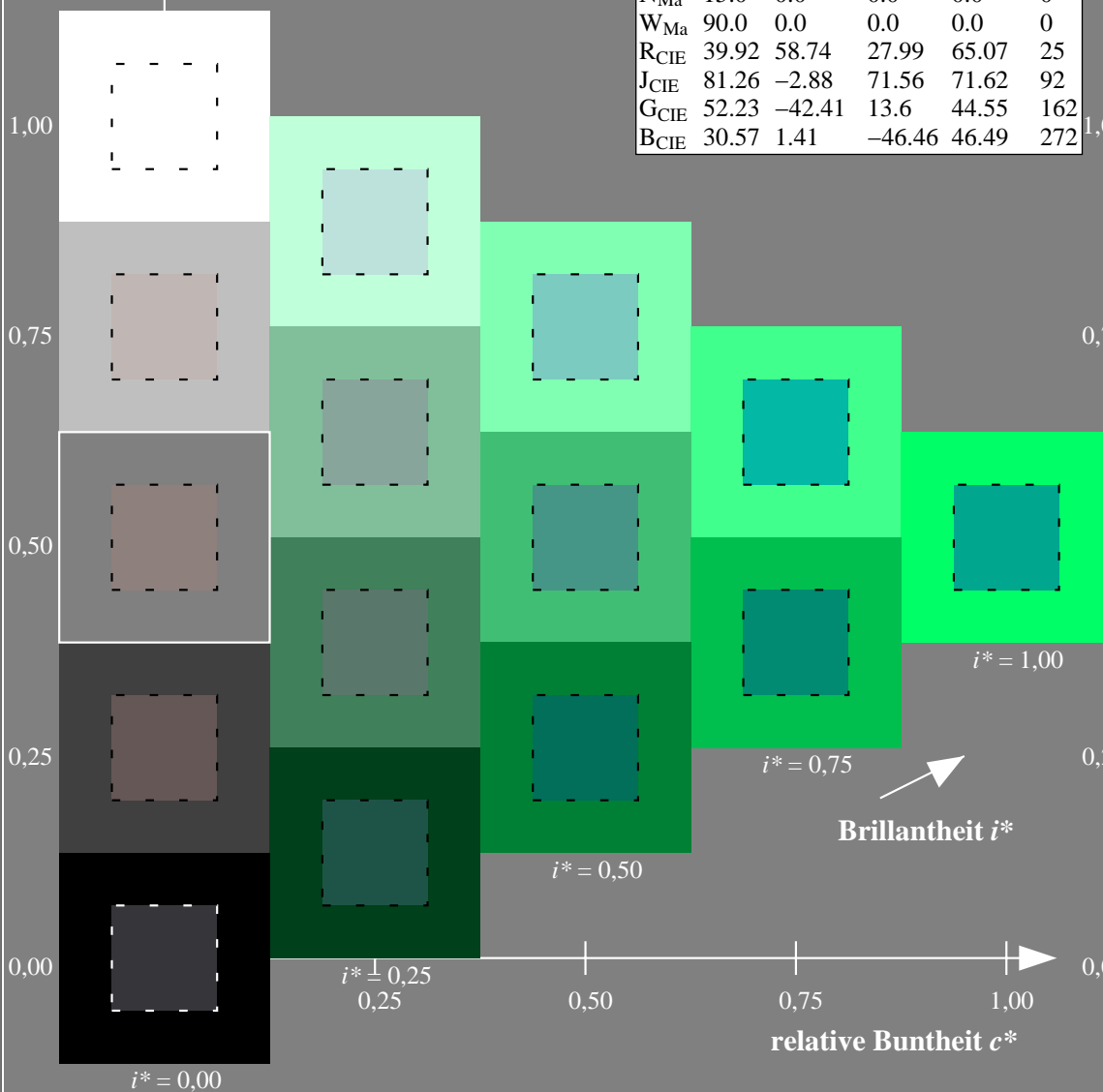
%Umfang

$u^*_{rel} = 88$

%Regularität

$g^*_{H,rel} = 31$

$g^*_{C,rel} = 40$



Daten für jede Farbe:

lab^*ich^* und lab^*icu^*

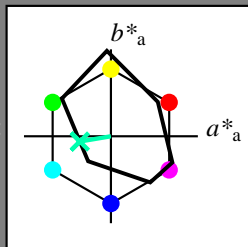
Elementar-Bunntext:

$u^* = g25b$

Kontrastreduzierungsfaktor:

$c_R = 0.9$

Dreiecks-Helligkeit t^*



FRS15_90aM; adaptierte CIELAB-Daten

	$L^*=L^*_a$	a^*_a	b^*_a	$C^*_{ab,a}$	$h^*_{ab,a}$
O _{Ma}	35.06	53.93	39.55	66.88	36
Y _{Ma}	83.77	-4.63	98.26	98.37	93
L _{Ma}	44.13	-56.32	43.36	71.09	142
C _{Ma}	52.66	-26.18	-28.74	38.89	228
V _{Ma}	14.15	45.22	-53.06	69.72	310
M _{Ma}	37.37	70.69	-30.1	76.83	337
N _{Ma}	15.0	0.0	0.0	0.0	0
W _{Ma}	90.0	0.0	0.0	0.0	0
R _{CIE}	39.92	58.74	27.99	65.07	25
J _{CIE}	81.26	-2.88	71.56	71.62	92
G _{CIE}	52.23	-42.41	13.6	44.55	162
B _{CIE}	30.57	1.41	-46.46	46.49	272

Daten für Maximalfarbe (Ma):

$LAB^*LAB^*Ma: 50 -35 -5$

$LAB^*LCH^*Ma: 50 36 190$

$lab^*rgb^*Ma: 0.0 1.0 0.5$

$lab^*olv^*Ma: 0.0 1.0 0.69$

FRS15_90aM; adaptierte CIELAB-Daten

	$L^*=L^*_a$	a^*_a	b^*_a	$C^*_{ab,a}$	$h^*_{ab,a}$
r00j	35.47	56.92	27.12	63.05	25
r25j	39.12	49.04	44.45	66.19	42
r50j	50.64	35.19	58.33	68.13	59
r75j	64.01	19.11	74.45	76.87	76
j00g	83.18	-3.93	97.56	97.64	92
j25g	66.73	-26.86	74.66	79.35	110
j50g	54.03	-43.42	57.07	71.71	127
j75g	44.73	-54.21	38.33	66.4	145
g00b	47.59	-44.11	14.14	46.33	162
g25b	49.97	-35.68	-6.03	36.19	190
g50b	51.85	-29.05	-21.88	36.38	217
g75b	46.92	-15.53	-32.37	35.92	244
b00r	37.91	1.15	-38.05	38.08	272
b25r	23.81	27.31	-46.96	54.33	300
b50r	29.52	62.07	-37.87	72.72	329
b75r	36.48	64.24	-3.31	64.33	357

Dreiecks-Helligkeit t^*

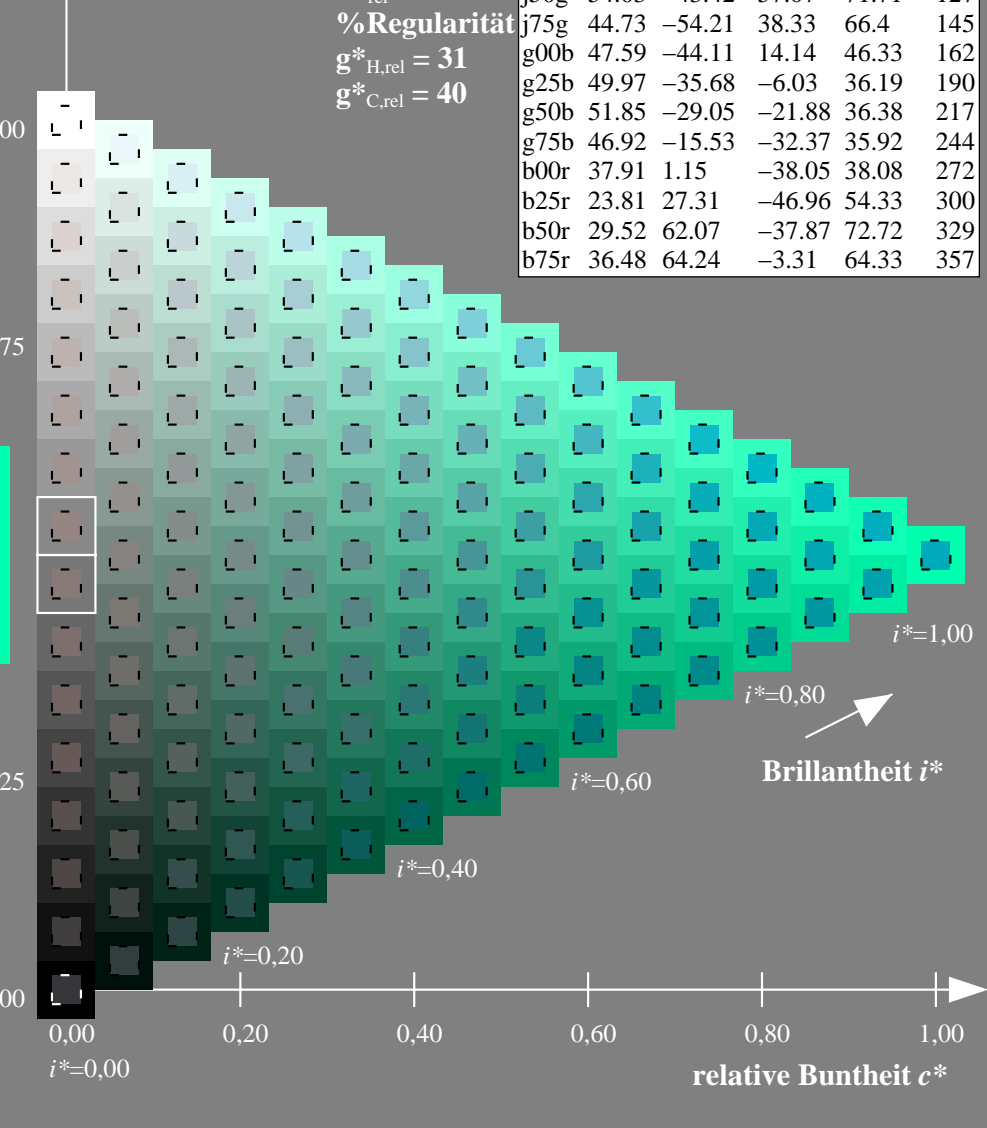
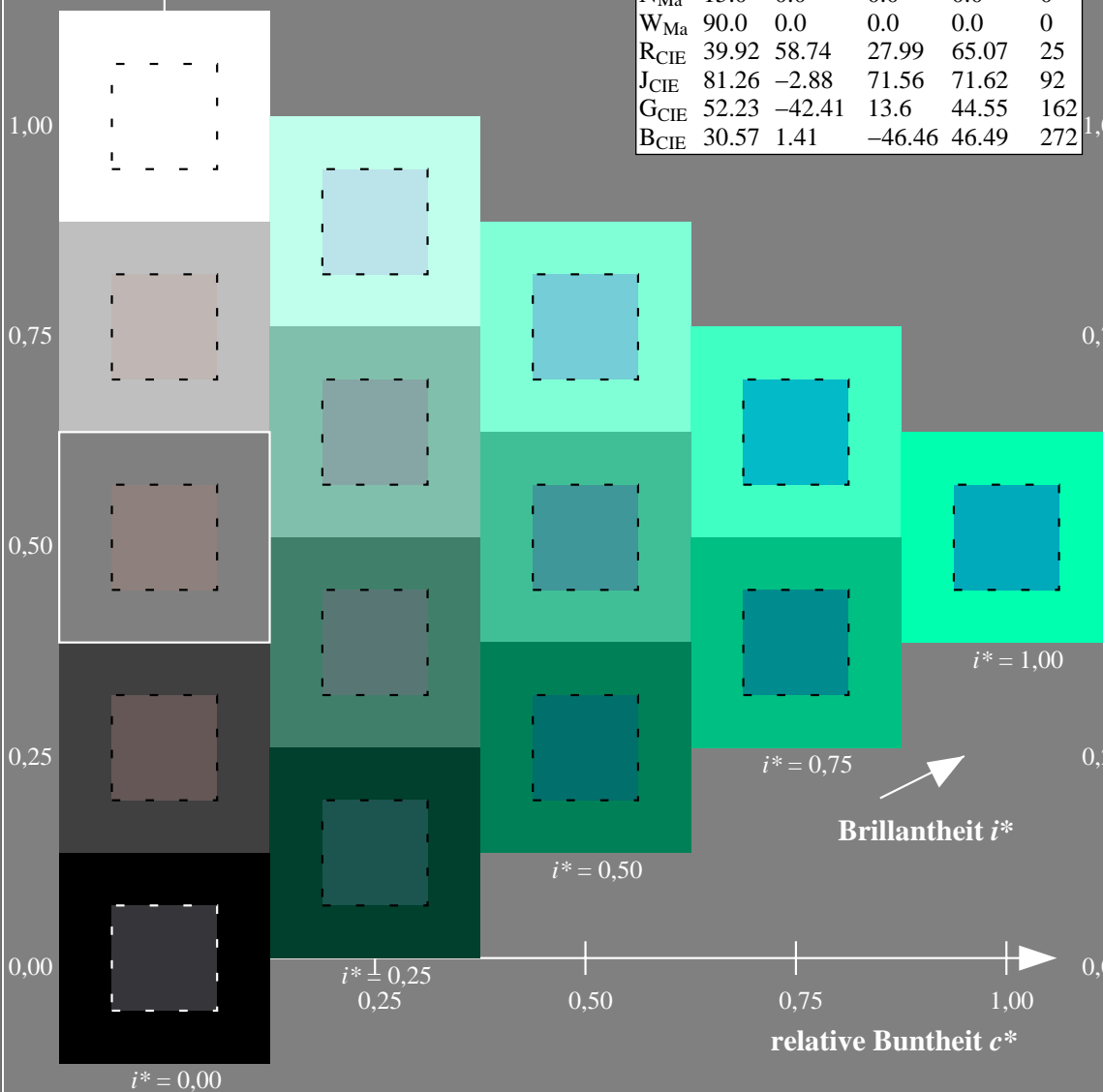
%Umfang

$u^*_{rel} = 88$

%Regularität

$g^*_{H,rel} = 31$

$g^*_{C,rel} = 40$



Ein und Ausgabe: Farbmetrisches Drucker-Reflektiv-System FRS15_90aM für relativen CIELAB-Bunnton $h^* = lab^*h^* = h_{ab}/360 = 217/360 = 0.603$ $u^* = g50b$

Daten für jede Farbe:

lab^*ich^* und lab^*icu^*

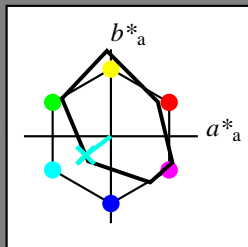
Elementar-Bunntext:

$u^* = g50b$

Kontrastreduzierungsfaktor:

$c_R = 0.9$

Dreiecks-Helligkeit t^*



FRS15_90aM; adaptierte CIELAB-Daten

	$L^*=L^*_a$	a^*_a	b^*_a	$C^*_{ab,a}$	$h^*_{ab,a}$
O _{Ma}	35.06	53.93	39.55	66.88	36
Y _{Ma}	83.77	-4.63	98.26	98.37	93
L _{Ma}	44.13	-56.32	43.36	71.09	142
C _{Ma}	52.66	-26.18	-28.74	38.89	228
V _{Ma}	14.15	45.22	-53.06	69.72	310
M _{Ma}	37.37	70.69	-30.1	76.83	337
N _{Ma}	15.0	0.0	0.0	0.0	0
W _{Ma}	90.0	0.0	0.0	0.0	0
R _{CIE}	39.92	58.74	27.99	65.07	25
J _{CIE}	81.26	-2.88	71.56	71.62	92
G _{CIE}	52.23	-42.41	13.6	44.55	162
B _{CIE}	30.57	1.41	-46.46	46.49	272

Daten für Maximalfarbe (Ma):

$LAB^*LAB^*_{Ma}$: 52 -28 -21

$LAB^*LCH^*_{Ma}$: 52 36 217

$lab^*rgb^*_{Ma}$: 0.0 1.0 1.0

$lab^*olv^*_{Ma}$: 0.0 1.0 0.9

FRS15_90aM; adaptierte CIELAB-Daten

	$L^*=L^*_a$	a^*_a	b^*_a	$C^*_{ab,a}$	$h^*_{ab,a}$
r00j	35.47	56.92	27.12	63.05	25
r25j	39.12	49.04	44.45	66.19	42
r50j	50.64	35.19	58.33	68.13	59
r75j	64.01	19.11	74.45	76.87	76
j00g	83.18	-3.93	97.56	97.64	92
j25g	66.73	-26.86	74.66	79.35	110
j50g	54.03	-43.42	57.07	71.71	127
j75g	44.73	-54.21	38.33	66.4	145
g00b	47.59	-44.11	14.14	46.33	162
g25b	49.97	-35.68	-6.03	36.19	190
g50b	51.85	-29.05	-21.88	36.38	217
g75b	46.92	-15.53	-32.37	35.92	244
b00r	37.91	1.15	-38.05	38.08	272
b25r	23.81	27.31	-46.96	54.33	300
b50r	29.52	62.07	-37.87	72.72	329
b75r	36.48	64.24	-3.31	64.33	357

Dreiecks-Helligkeit t^*

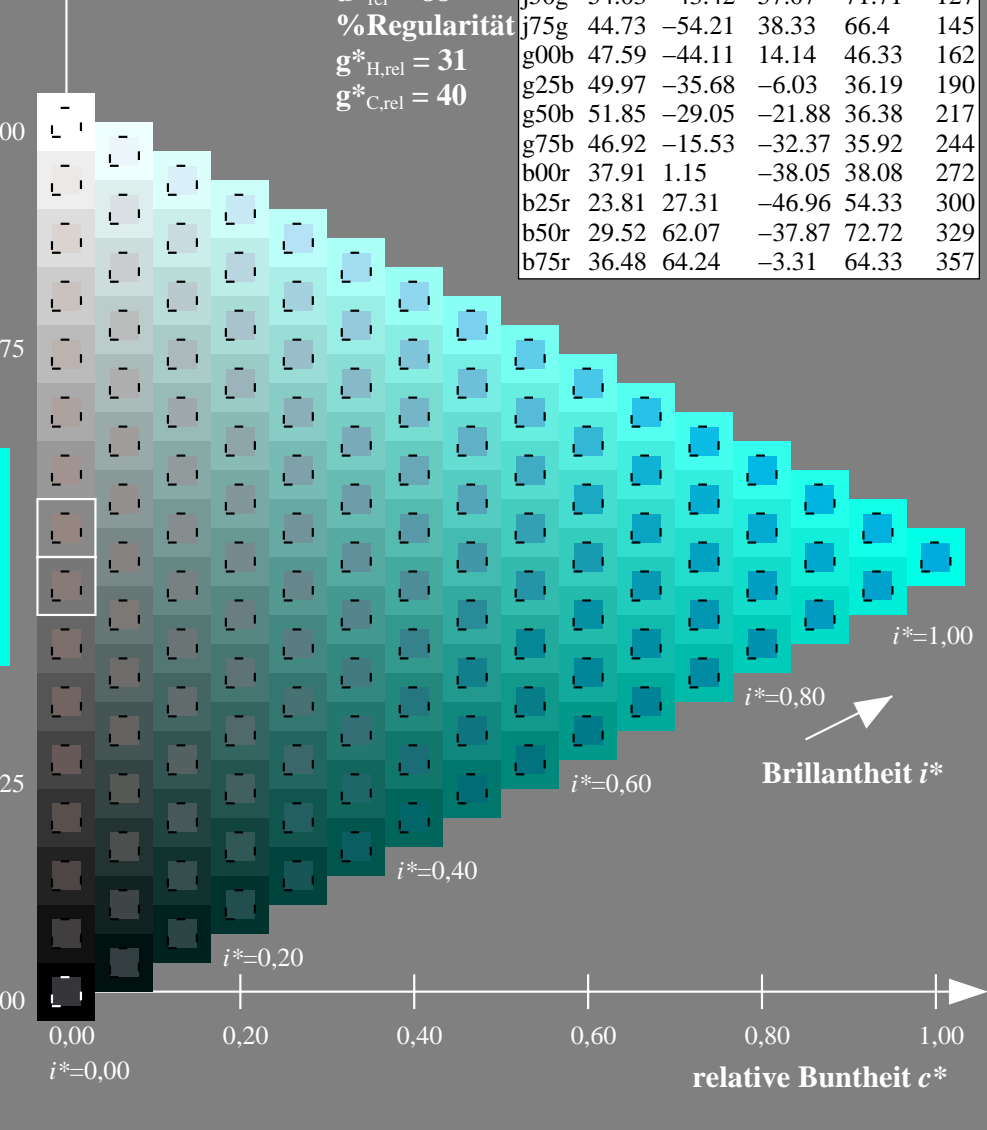

%Umfang

$u^*_{rel} = 88$

%Regularität

$g^*_{H,rel} = 31$

$g^*_{C,rel} = 40$



Ein und Ausgabe: Farbmetrisches Drucker-Reflektiv-System FRS15_90aM für relativen CIELAB-Bunnton $h^* = lab^*h^* = h_{ab}/360 = 244/360 = 0.679$ $u^* = g75b$

Daten für jede Farbe:

lab^*ich^* und lab^*icu^*

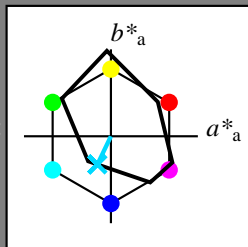
Elementar-Bunntext:

$u^* = g75b$

Kontrastreduzierungsfaktor:

$c_R = 0.9$

Dreiecks-Helligkeit t^*



FRS15_90aM; adaptierte CIELAB-Daten

	$L^*=L^*_a$	a^*_a	b^*_a	$C^*_{ab,a}$	$h^*_{ab,a}$
O _{Ma}	35.06	53.93	39.55	66.88	36
Y _{Ma}	83.77	-4.63	98.26	98.37	93
L _{Ma}	44.13	-56.32	43.36	71.09	142
C _{Ma}	52.66	-26.18	-28.74	38.89	228
V _{Ma}	14.15	45.22	-53.06	69.72	310
M _{Ma}	37.37	70.69	-30.1	76.83	337
N _{Ma}	15.0	0.0	0.0	0.0	0
W _{Ma}	90.0	0.0	0.0	0.0	0
R _{CIE}	39.92	58.74	27.99	65.07	25
J _{CIE}	81.26	-2.88	71.56	71.62	92
G _{CIE}	52.23	-42.41	13.6	44.55	162
B _{CIE}	30.57	1.41	-46.46	46.49	272

Daten für Maximalfarbe (Ma):

$LAB^*LAB^*Ma: 47 -15 -31$

$LAB^*LCH^*Ma: 47 36 244$

$lab^*rgb^*Ma: 0.0 0.5 1.0$

$lab^*olv^*Ma: 0.0 0.85 1.0$

FRS15_90aM; adaptierte CIELAB-Daten

	$L^*=L^*_a$	a^*_a	b^*_a	$C^*_{ab,a}$	$h^*_{ab,a}$
r00j	35.47	56.92	27.12	63.05	25
r25j	39.12	49.04	44.45	66.19	42
r50j	50.64	35.19	58.33	68.13	59
r75j	64.01	19.11	74.45	76.87	76
j00g	83.18	-3.93	97.56	97.64	92
j25g	66.73	-26.86	74.66	79.35	110
j50g	54.03	-43.42	57.07	71.71	127
j75g	44.73	-54.21	38.33	66.4	145
g00b	47.59	-44.11	14.14	46.33	162
g25b	49.97	-35.68	-6.03	36.19	190
g50b	51.85	-29.05	-21.88	36.38	217
g75b	46.92	-15.53	-32.37	35.92	244
b00r	37.91	1.15	-38.05	38.08	272
b25r	23.81	27.31	-46.96	54.33	300
b50r	29.52	62.07	-37.87	72.72	329
b75r	36.48	64.24	-3.31	64.33	357

Dreiecks-Helligkeit t^*

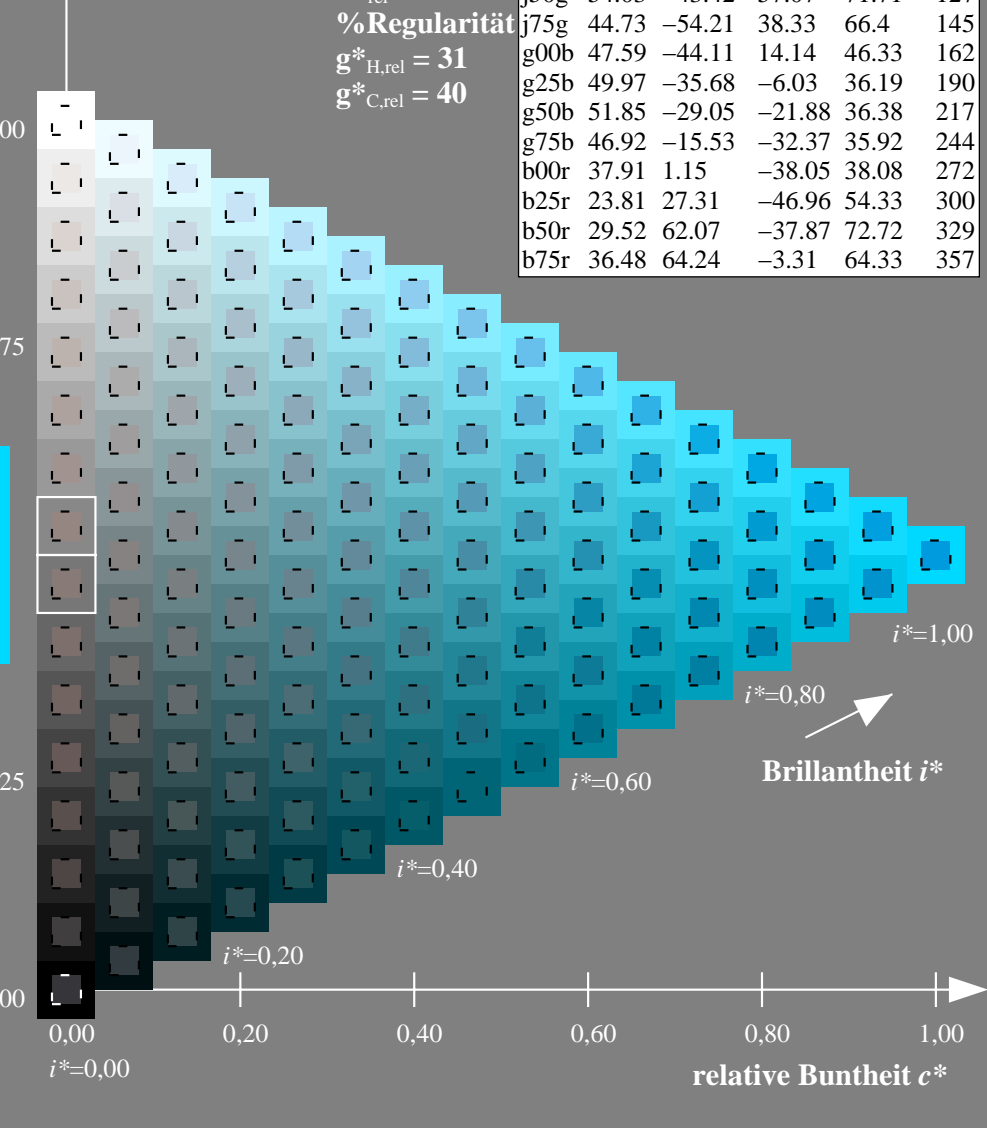

%Umfang

$u^*_{rel} = 88$

%Regularität

$g^*_{H,rel} = 31$

$g^*_{C,rel} = 40$



Daten für jede Farbe:

lab^*ich^* und lab^*icu^*

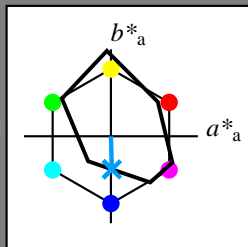
Elementar-Bunntext:

$u^* = b00r$

Kontrastreduzierungsfaktor:

$c_R = 0.9$

Dreiecks-Helligkeit t^*



FRS15_90aM; adaptierte CIELAB-Daten

	$L^*=L^*_a$	a^*_a	b^*_a	$C^*_{ab,a}$	$h^*_{ab,a}$
O _{Ma}	35.06	53.93	39.55	66.88	36
Y _{Ma}	83.77	-4.63	98.26	98.37	93
L _{Ma}	44.13	-56.32	43.36	71.09	142
C _{Ma}	52.66	-26.18	-28.74	38.89	228
V _{Ma}	14.15	45.22	-53.06	69.72	310
M _{Ma}	37.37	70.69	-30.1	76.83	337
N _{Ma}	15.0	0.0	0.0	0.0	0
W _{Ma}	90.0	0.0	0.0	0.0	0
R _{CIE}	39.92	58.74	27.99	65.07	25
J _{CIE}	81.26	-2.88	71.56	71.62	92
G _{CIE}	52.23	-42.41	13.6	44.55	162
B _{CIE}	30.57	1.41	-46.46	46.49	272

Daten für Maximalfarbe (Ma):

$LAB^*LAB^*_{Ma}$: 38 1 -37

$LAB^*LCH^*_{Ma}$: 38 38 272

$lab^*rgb^*_{Ma}$: 0.0 0.0 1.0

$lab^*olv^*_{Ma}$: 0.0 0.62 1.0

FRS15_90aM; adaptierte CIELAB-Daten

	$L^*=L^*_a$	a^*_a	b^*_a	$C^*_{ab,a}$	$h^*_{ab,a}$
r00j	35.47	56.92	27.12	63.05	25
r25j	39.12	49.04	44.45	66.19	42
r50j	50.64	35.19	58.33	68.13	59
r75j	64.01	19.11	74.45	76.87	76
j00g	83.18	-3.93	97.56	97.64	92
j25g	66.73	-26.86	74.66	79.35	110
j50g	54.03	-43.42	57.07	71.71	127
j75g	44.73	-54.21	38.33	66.4	145
g00b	47.59	-44.11	14.14	46.33	162
g25b	49.97	-35.68	-6.03	36.19	190
g50b	51.85	-29.05	-21.88	36.38	217
g75b	46.92	-15.53	-32.37	35.92	244
b00r	37.91	1.15	-38.05	38.08	272
b25r	23.81	27.31	-46.96	54.33	300
b50r	29.52	62.07	-37.87	72.72	329
b75r	36.48	64.24	-3.31	64.33	357

Dreiecks-Helligkeit t^*

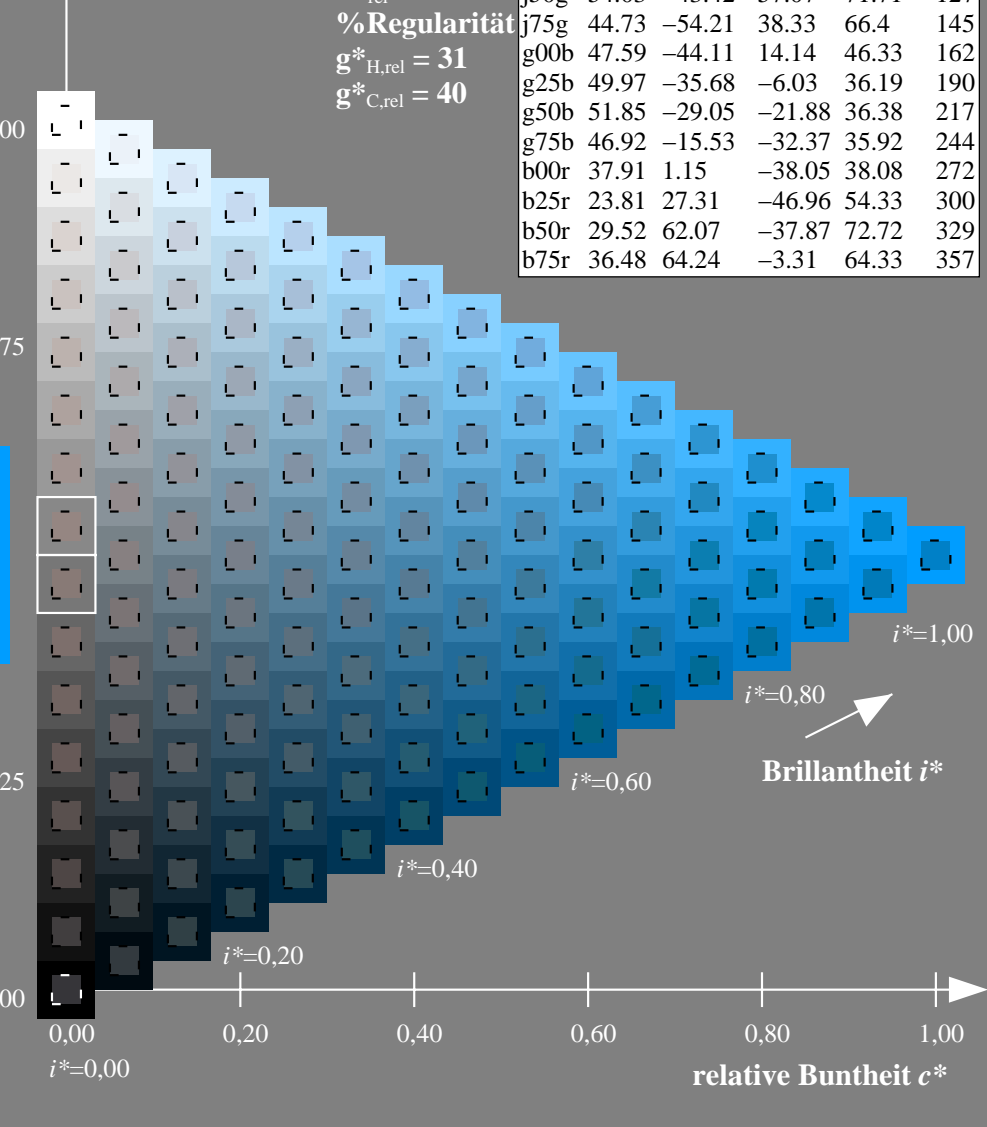

%Umfang

$u^*_{rel} = 88$

%Regularität

$g^*_{H,rel} = 31$

$g^*_{C,rel} = 40$



Daten für jede Farbe:

lab^*ich^* und lab^*icu^*

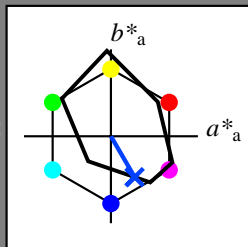
Elementar-Bunntext:

$u^* = b25r$

Kontrastreduzierungsfaktor:

$c_R = 0.9$

Dreiecks-Helligkeit t^*



FRS15_90aM; adaptierte CIELAB-Daten

	$L^*=L^*_a$	a^*_a	b^*_a	$C^*_{ab,a}$	$h^*_{ab,a}$
O _{Ma}	35.06	53.93	39.55	66.88	36
Y _{Ma}	83.77	-4.63	98.26	98.37	93
L _{Ma}	44.13	-56.32	43.36	71.09	142
C _{Ma}	52.66	-26.18	-28.74	38.89	228
V _{Ma}	14.15	45.22	-53.06	69.72	310
M _{Ma}	37.37	70.69	-30.1	76.83	337
N _{Ma}	15.0	0.0	0.0	0.0	0
W _{Ma}	90.0	0.0	0.0	0.0	0
R _{CIE}	39.92	58.74	27.99	65.07	25
J _{CIE}	81.26	-2.88	71.56	71.62	92
G _{CIE}	52.23	-42.41	13.6	44.55	162
B _{CIE}	30.57	1.41	-46.46	46.49	272

Daten für Maximalfarbe (Ma):

$LAB^*LAB^*_{Ma}$: 24 27 -46

$LAB^*LCH^*_{Ma}$: 24 54 300

$lab^*rgb^*_{Ma}$: 0.5 0.0 1.0

$lab^*olv^*_{Ma}$: 0.0 0.25 1.0

FRS15_90aM; adaptierte CIELAB-Daten

	$L^*=L^*_a$	a^*_a	b^*_a	$C^*_{ab,a}$	$h^*_{ab,a}$
r00j	35.47	56.92	27.12	63.05	25
r25j	39.12	49.04	44.45	66.19	42
r50j	50.64	35.19	58.33	68.13	59
r75j	64.01	19.11	74.45	76.87	76
j00g	83.18	-3.93	97.56	97.64	92
j25g	66.73	-26.86	74.66	79.35	110
j50g	54.03	-43.42	57.07	71.71	127
j75g	44.73	-54.21	38.33	66.4	145
g00b	47.59	-44.11	14.14	46.33	162
g25b	49.97	-35.68	-6.03	36.19	190
g50b	51.85	-29.05	-21.88	36.38	217
g75b	46.92	-15.53	-32.37	35.92	244
b00r	37.91	1.15	-38.05	38.08	272
b25r	23.81	27.31	-46.96	54.33	300
b50r	29.52	62.07	-37.87	72.72	329
b75r	36.48	64.24	-3.31	64.33	357

Dreiecks-Helligkeit t^*

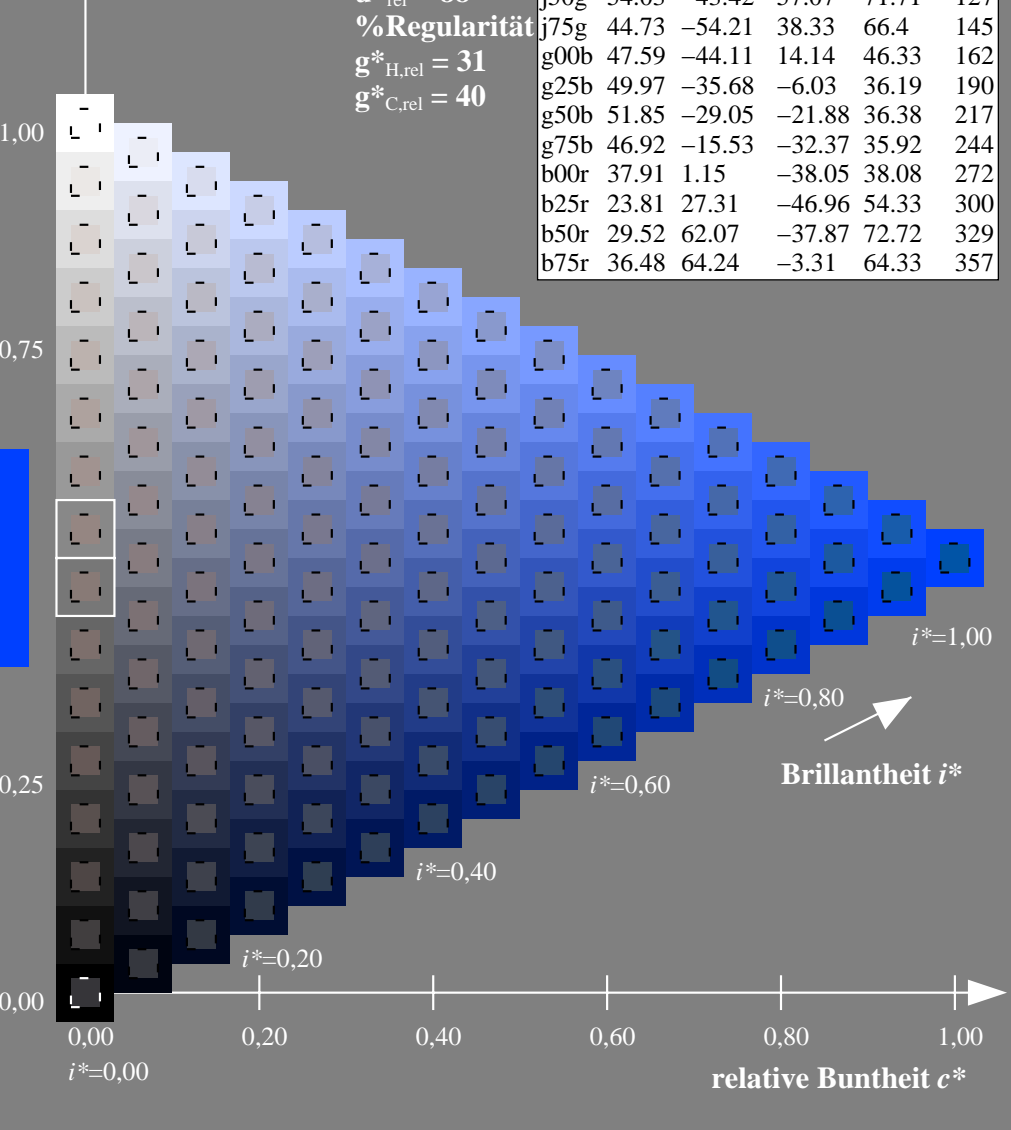

%Umfang

$u^*_{rel} = 88$

%Regularität

$g^*_{H,rel} = 31$

$g^*_{C,rel} = 40$



Daten für jede Farbe:

lab^*ich^* und lab^*icu^*

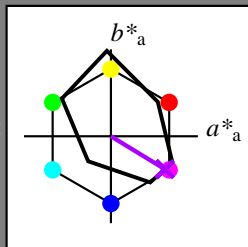
Elementar-Bunntext:

$u^* = b50r$

Kontrastreduzierungsfaktor:

$c_R = 0,9$

Dreiecks-Helligkeit t^*



FRS15_90aM; adaptierte CIELAB-Daten

	$L^*=L^*_a$	a^*_a	b^*_a	$C^*_{ab,a}$	$h^*_{ab,a}$
O _{Ma}	35.06	53.93	39.55	66.88	36
Y _{Ma}	83.77	-4.63	98.26	98.37	93
L _{Ma}	44.13	-56.32	43.36	71.09	142
C _{Ma}	52.66	-26.18	-28.74	38.89	228
V _{Ma}	14.15	45.22	-53.06	69.72	310
M _{Ma}	37.37	70.69	-30.1	76.83	337
N _{Ma}	15.0	0.0	0.0	0.0	0
W _{Ma}	90.0	0.0	0.0	0.0	0
R _{CIE}	39.92	58.74	27.99	65.07	25
J _{CIE}	81.26	-2.88	71.56	71.62	92
G _{CIE}	52.23	-42.41	13.6	44.55	162
B _{CIE}	30.57	1.41	-46.46	46.49	272

Daten für Maximalfarbe (Ma):

$LAB^*LAB^*_{Ma}$: 30 62 -37

$LAB^*LCH^*_{Ma}$: 30 73 329

$lab^*rgb^*_{Ma}$: 1.0 0.0 1.0

$lab^*olv^*_{Ma}$: 0.66 0.0 1.0

FRS15_90aM; adaptierte CIELAB-Daten

	$L^*=L^*_a$	a^*_a	b^*_a	$C^*_{ab,a}$	$h^*_{ab,a}$
r00j	35.47	56.92	27.12	63.05	25
r25j	39.12	49.04	44.45	66.19	42
r50j	50.64	35.19	58.33	68.13	59
r75j	64.01	19.11	74.45	76.87	76
j00g	83.18	-3.93	97.56	97.64	92
j25g	66.73	-26.86	74.66	79.35	110
j50g	54.03	-43.42	57.07	71.71	127
j75g	44.73	-54.21	38.33	66.4	145
g00b	47.59	-44.11	14.14	46.33	162
g25b	49.97	-35.68	-6.03	36.19	190
g50b	51.85	-29.05	-21.88	36.38	217
g75b	46.92	-15.53	-32.37	35.92	244
b00r	37.91	1.15	-38.05	38.08	272
b25r	23.81	27.31	-46.96	54.33	300
b50r	29.52	62.07	-37.87	72.72	329
b75r	36.48	64.24	-3.31	64.33	357

Dreiecks-Helligkeit t^*

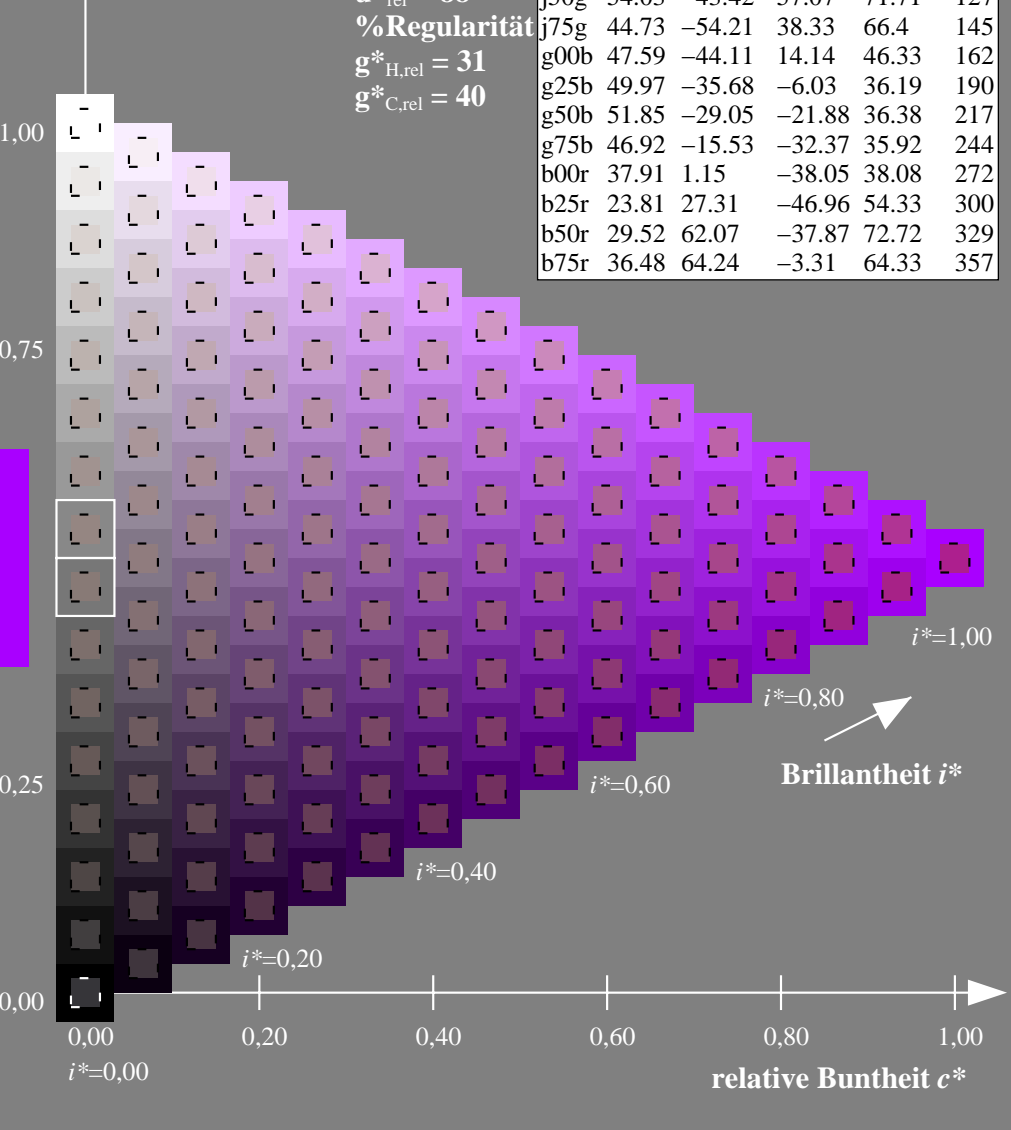
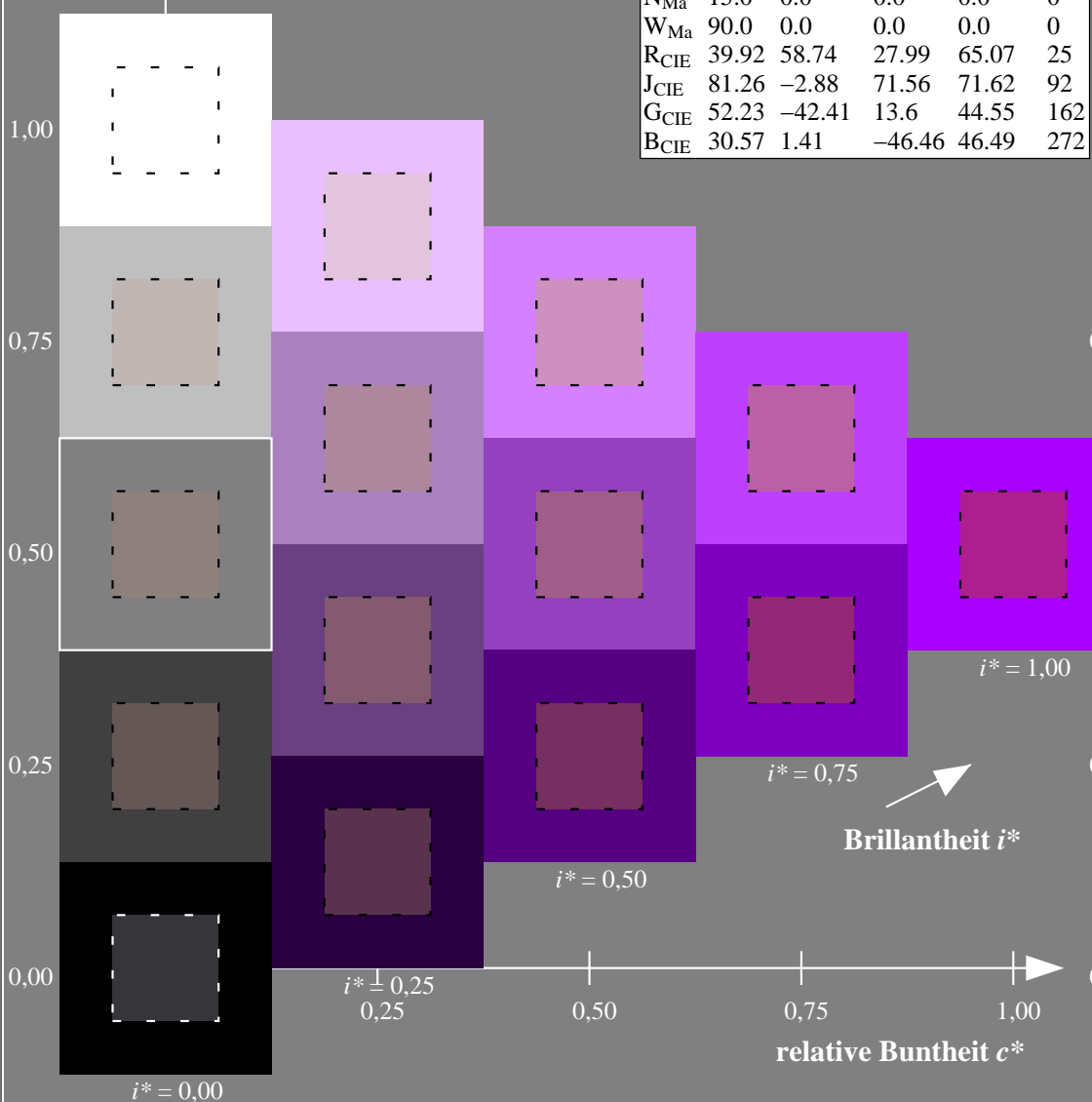
%Umfang

$u^*_{rel} = 88$

%Regularität

$g^*_{H,rel} = 31$

$g^*_{C,rel} = 40$



Daten für jede Farbe:

lab^*ich^* und lab^*icu^*

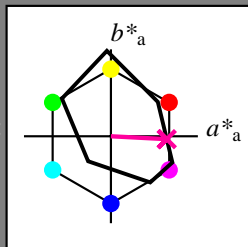
Elementar-Bunntext:

$u^* = b75r$

Kontrastreduzierungsfaktor:

$c_R = 0,9$

Dreiecks-Helligkeit t^*



FRS15_90aM; adaptierte CIELAB-Daten

	$L^*=L^*_a$	a^*_a	b^*_a	$C^*_{ab,a}$	$h^*_{ab,a}$
O _{Ma}	35.06	53.93	39.55	66.88	36
Y _{Ma}	83.77	-4.63	98.26	98.37	93
L _{Ma}	44.13	-56.32	43.36	71.09	142
C _{Ma}	52.66	-26.18	-28.74	38.89	228
V _{Ma}	14.15	45.22	-53.06	69.72	310
M _{Ma}	37.37	70.69	-30.1	76.83	337
N _{Ma}	15.0	0.0	0.0	0.0	0
W _{Ma}	90.0	0.0	0.0	0.0	0
R _{CIE}	39.92	58.74	27.99	65.07	25
J _{CIE}	81.26	-2.88	71.56	71.62	92
G _{CIE}	52.23	-42.41	13.6	44.55	162
B _{CIE}	30.57	1.41	-46.46	46.49	272

Daten für Maximalfarbe (Ma):

$LAB^*LAB^*_{Ma}$: 36 64 -2

$LAB^*LCH^*_{Ma}$: 36 64 357

$lab^*rgb^*_{Ma}$: 1.0 0.0 0.5

$lab^*olv^*_{Ma}$: 1.0 0.0 0.62

FRS15_90aM; adaptierte CIELAB-Daten

	$L^*=L^*_a$	a^*_a	b^*_a	$C^*_{ab,a}$	$h^*_{ab,a}$
r00j	35.47	56.92	27.12	63.05	25
r25j	39.12	49.04	44.45	66.19	42
r50j	50.64	35.19	58.33	68.13	59
r75j	64.01	19.11	74.45	76.87	76
j00g	83.18	-3.93	97.56	97.64	92
j25g	66.73	-26.86	74.66	79.35	110
j50g	54.03	-43.42	57.07	71.71	127
j75g	44.73	-54.21	38.33	66.4	145
g00b	47.59	-44.11	14.14	46.33	162
g25b	49.97	-35.68	-6.03	36.19	190
g50b	51.85	-29.05	-21.88	36.38	217
g75b	46.92	-15.53	-32.37	35.92	244
b00r	37.91	1.15	-38.05	38.08	272
b25r	23.81	27.31	-46.96	54.33	300
b50r	29.52	62.07	-37.87	72.72	329
b75r	36.48	64.24	-3.31	64.33	357

Dreiecks-Helligkeit t^*

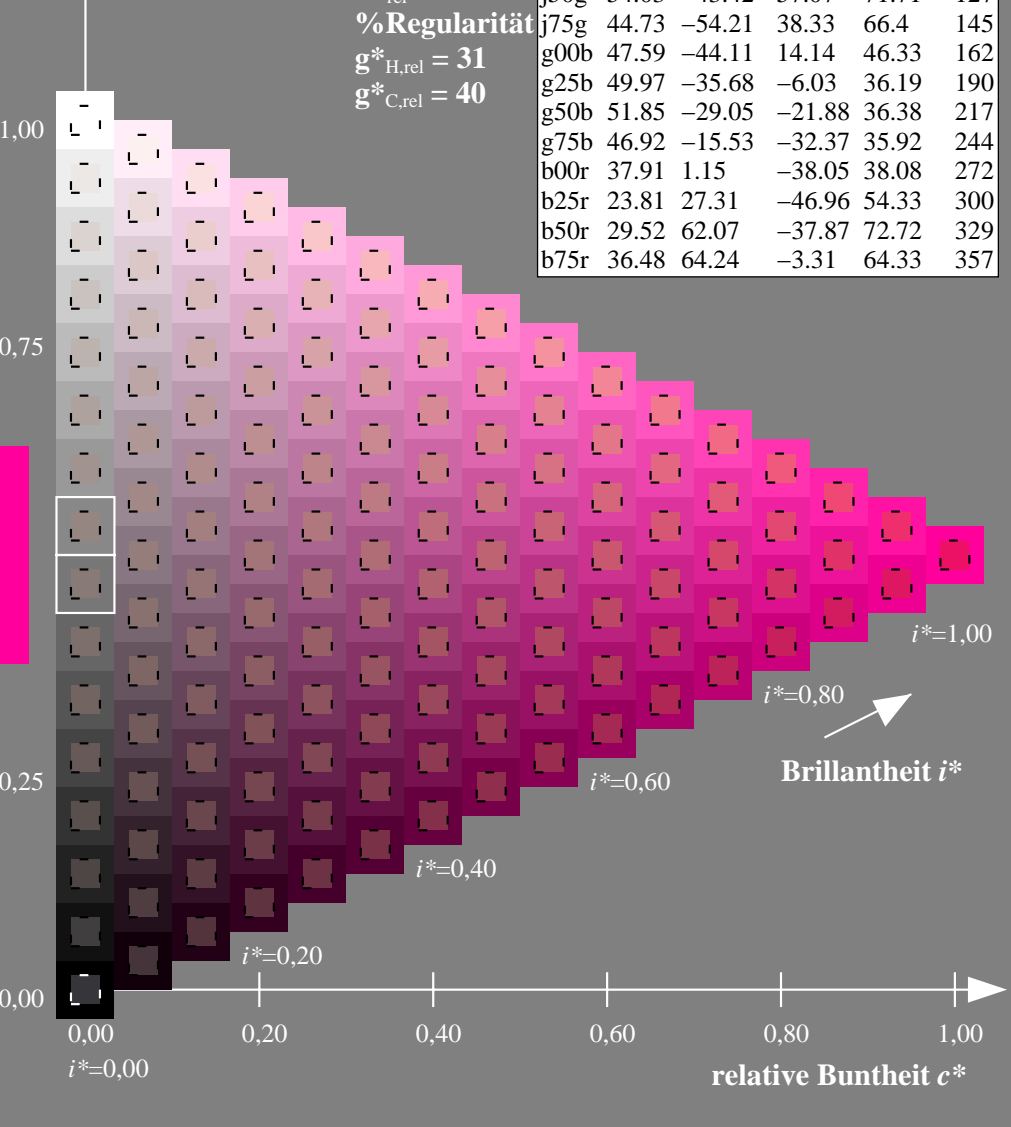
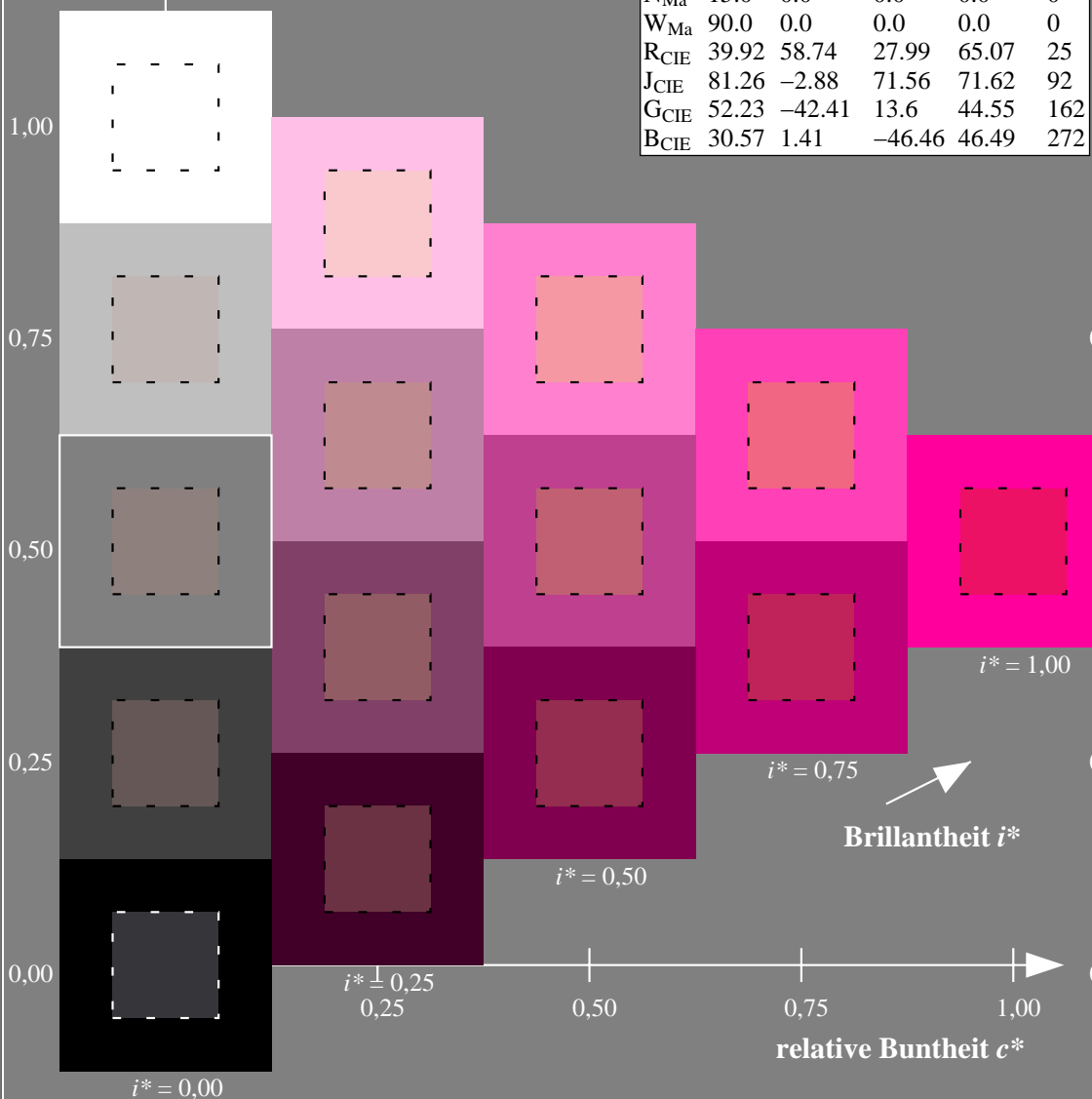
%Umfang

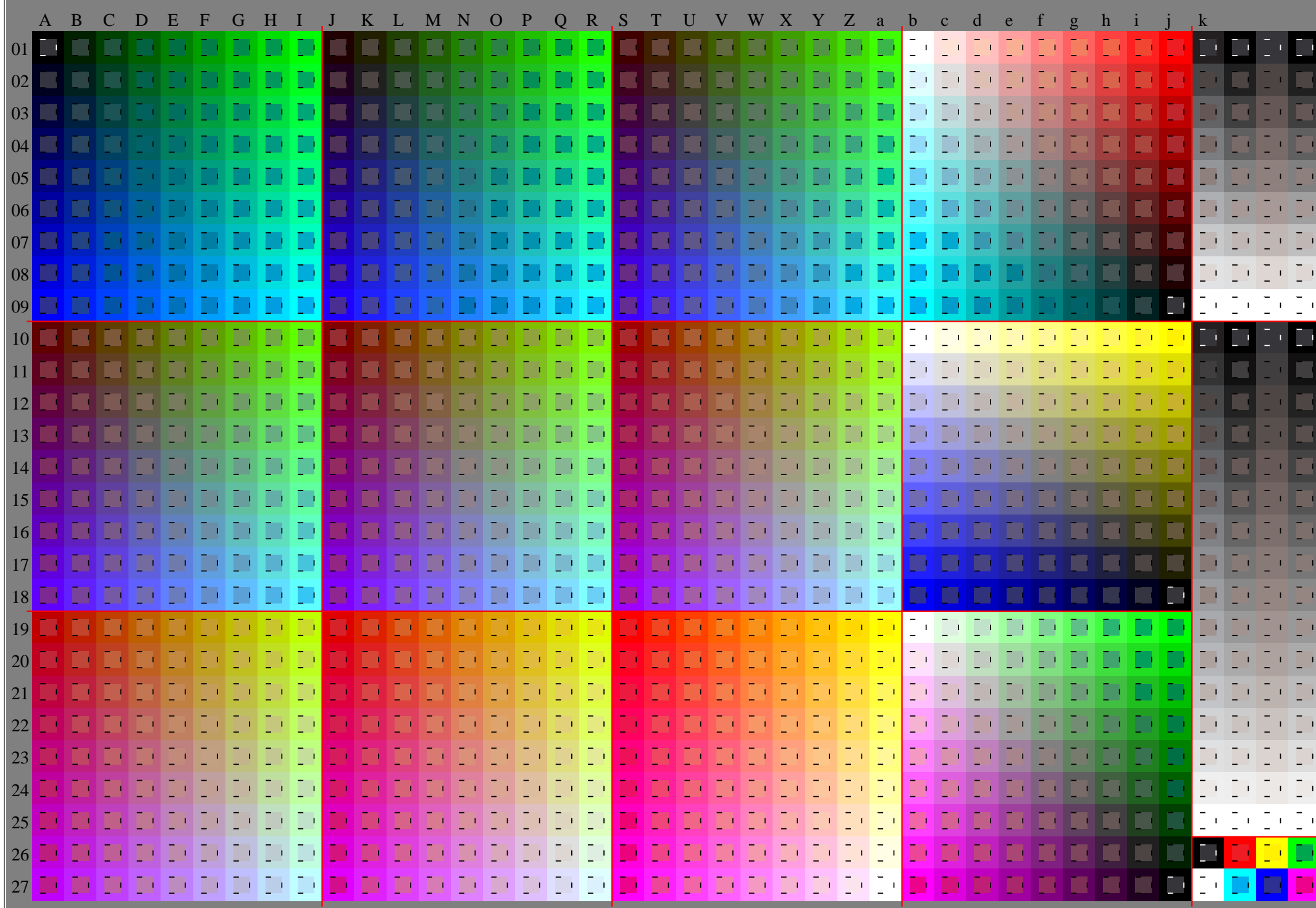
$u^*_{rel} = 88$

%Regularität

$g^*_{H,rel} = 31$

$g^*_{C,rel} = 40$





Ein und Ausgabe:

Farbmetrisches Drucker-Reflektiv-System FRS15_90aM

Daten für jede Farbe:

$lab^{*}ch^{*}$ und $lab^{*}icu^{*}$

Elementar-Bunttontext:

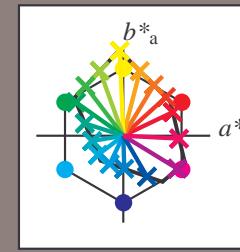
$u^{*} = 16$ Bunttöne $r00j, r25j, \dots, b75r$

Kontrastreduzierungsfaktor:

$c_R = 0.9$

FRS15_90aM; adaptierte CIELAB-Daten

	$L^{*}=L^{*}_a$	a^{*}_a	b^{*}_a	$C^{*}_{ab,a}$	$h^{*}_{ab,a}$
r00j	35.47	56.92	27.12	63.05	25
r25j	39.12	49.04	44.45	66.19	42
r50j	50.64	35.19	58.33	68.13	59
r75j	64.01	19.11	74.45	76.87	76
j00g	83.18	-3.93	97.56	97.64	92
j25g	66.73	-26.86	74.66	79.35	110
j50g	54.03	-43.42	57.07	71.71	127
j75g	44.73	-54.21	38.33	66.4	145
g00b	47.59	-44.11	14.14	46.33	162
g25b	49.97	-35.68	-6.03	36.19	190
g50b	51.85	-29.05	-21.88	36.38	217
g75b	46.92	-15.53	-32.37	35.92	244
b00r	37.91	1.15	-38.05	38.08	272
b25r	23.81	27.31	-46.96	54.33	300
b50r	29.52	62.07	-37.87	72.72	329
b75r	36.48	64.24	-3.31	64.33	357



%Umfang

$u^{*}_{rel} = 88$

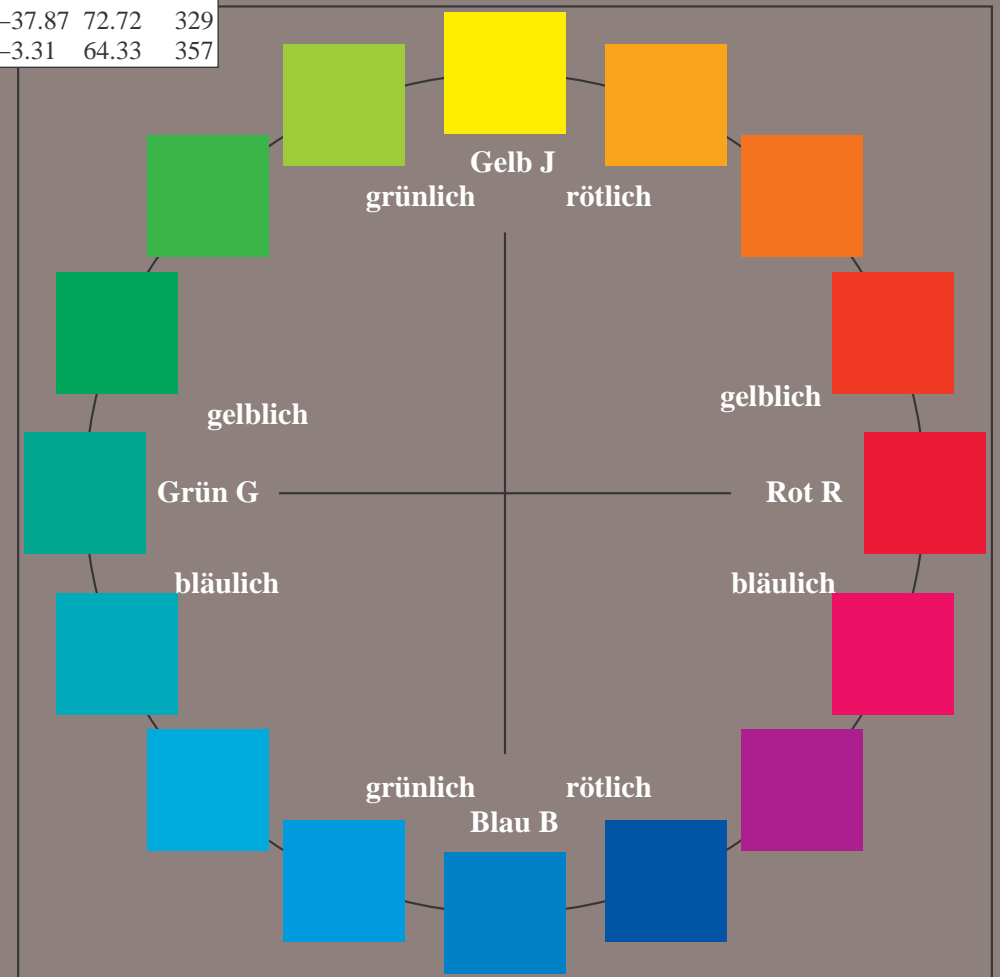
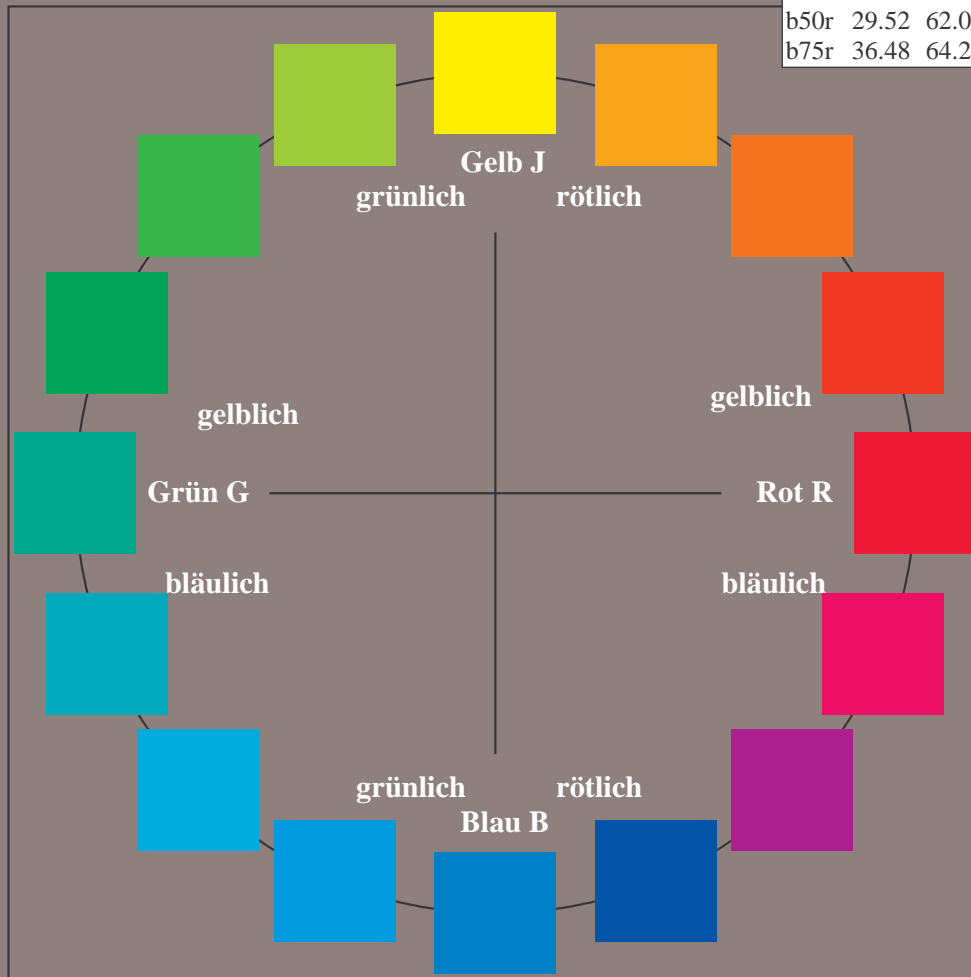
%Regularität

$g^{*}_{H,rel} = 31$

$g^{*}_{C,rel} = 40$

FRS15_90aM; adaptierte CIELAB-Daten

	$L^{*}=L^{*}_a$	a^{*}_a	b^{*}_a	$C^{*}_{ab,a}$	$h^{*}_{ab,a}$
O _{Ma}	35.06	53.93	39.55	66.88	36
Y _{Ma}	83.77	-4.63	98.26	98.37	93
L _{Ma}	44.13	-56.32	43.36	71.09	142
C _{Ma}	52.66	-26.18	-28.74	38.89	228
V _{Ma}	14.15	45.22	-53.06	69.72	310
M _{Ma}	37.37	70.69	-30.1	76.83	337
N _{Ma}	15.0	0.0	0.0	0.0	0
W _{Ma}	90.0	0.0	0.0	0.0	0
R _{CIE}	39.92	58.74	27.99	65.07	25
J _{CIE}	81.26	-2.88	71.56	71.62	92
G _{CIE}	52.23	-42.41	13.6	44.55	162
B _{CIE}	30.57	1.41	-46.46	46.49	272



Daten für jede Farbe:

lab^*ch^* und lab^*icu^*

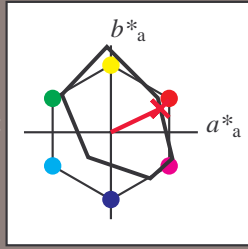
Elementar-Buntontext:

$u^* = r00j$

Kontrastreduzierungsfaktor:

$c_R = 0.9$

Dreiecks-Helligkeit t^*



FRS15_90aM; adaptierte CIELAB-Daten

	$L^*=L^*_a$	a^*_a	b^*_a	$C^*_{ab,a}$	$h^*_{ab,a}$
O _{Ma}	35.06	53.93	39.55	66.88	36
Y _{Ma}	83.77	-4.63	98.26	98.37	93
L _{Ma}	44.13	-56.32	43.36	71.09	142
C _{Ma}	52.66	-26.18	-28.74	38.89	228
V _{Ma}	14.15	45.22	-53.06	69.72	310
M _{Ma}	37.37	70.69	-30.1	76.83	337
N _{Ma}	15.0	0.0	0.0	0.0	0
W _{Ma}	90.0	0.0	0.0	0.0	0
R _{CIE}	39.92	58.74	27.99	65.07	25
J _{CIE}	81.26	-2.88	71.56	71.62	92
G _{CIE}	52.23	-42.41	13.6	44.55	162
B _{CIE}	30.57	1.41	-46.46	46.49	272

Daten für Maximalfarbe (Ma):

$LAB^*LAB^*_{Ma}$: 35 57 27

$LAB^*LCH^*_{Ma}$: 35 63 25

$lab^*rgb^*_{Ma}$: 1.0 0.0 0.0

$lab^*olv^*_{Ma}$: 1.0 0.0 0.18

FRS15_90aM; adaptierte CIELAB-Daten

	$L^*=L^*_a$	a^*_a	b^*_a	$C^*_{ab,a}$	$h^*_{ab,a}$
r00j	35.47	56.92	27.12	63.05	25
r25j	39.12	49.04	44.45	66.19	42
r50j	50.64	35.19	58.33	68.13	59
r75j	64.01	19.11	74.45	76.87	76
j00g	83.18	-3.93	97.56	97.64	92
j25g	66.73	-26.86	74.66	79.35	110
j50g	54.03	-43.42	57.07	71.71	127
j75g	44.73	-54.21	38.33	66.4	145
g00b	47.59	-44.11	14.14	46.33	162
g25b	49.97	-35.68	-6.03	36.19	190
g50b	51.85	-29.05	-21.88	36.38	217
g75b	46.92	-15.53	-32.37	35.92	244
b00r	37.91	1.15	-38.05	38.08	272
b25r	23.81	27.31	-46.96	54.33	300
b50r	29.52	62.07	-37.87	72.72	329
b75r	36.48	64.24	-3.31	64.33	357

Dreiecks-Helligkeit t^*

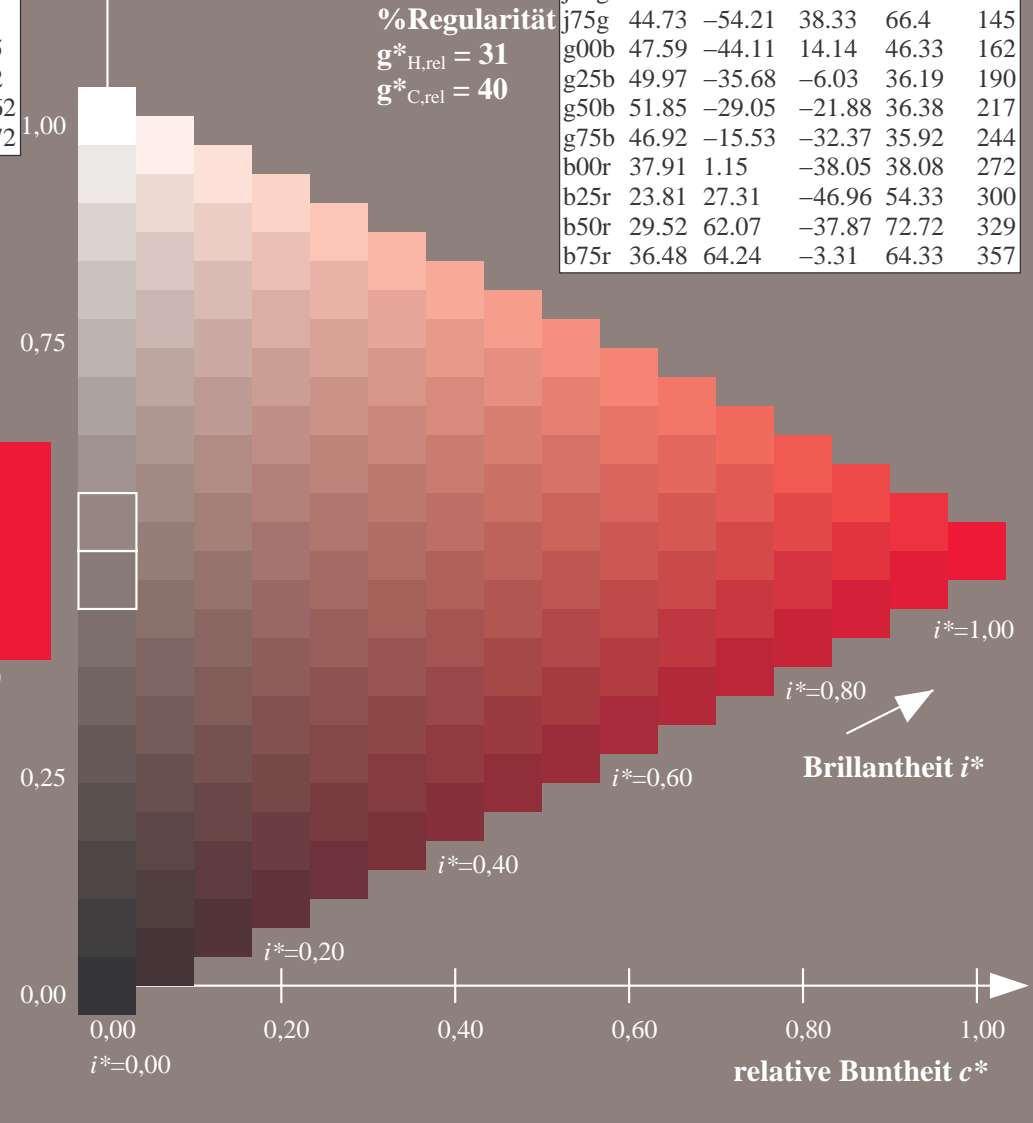
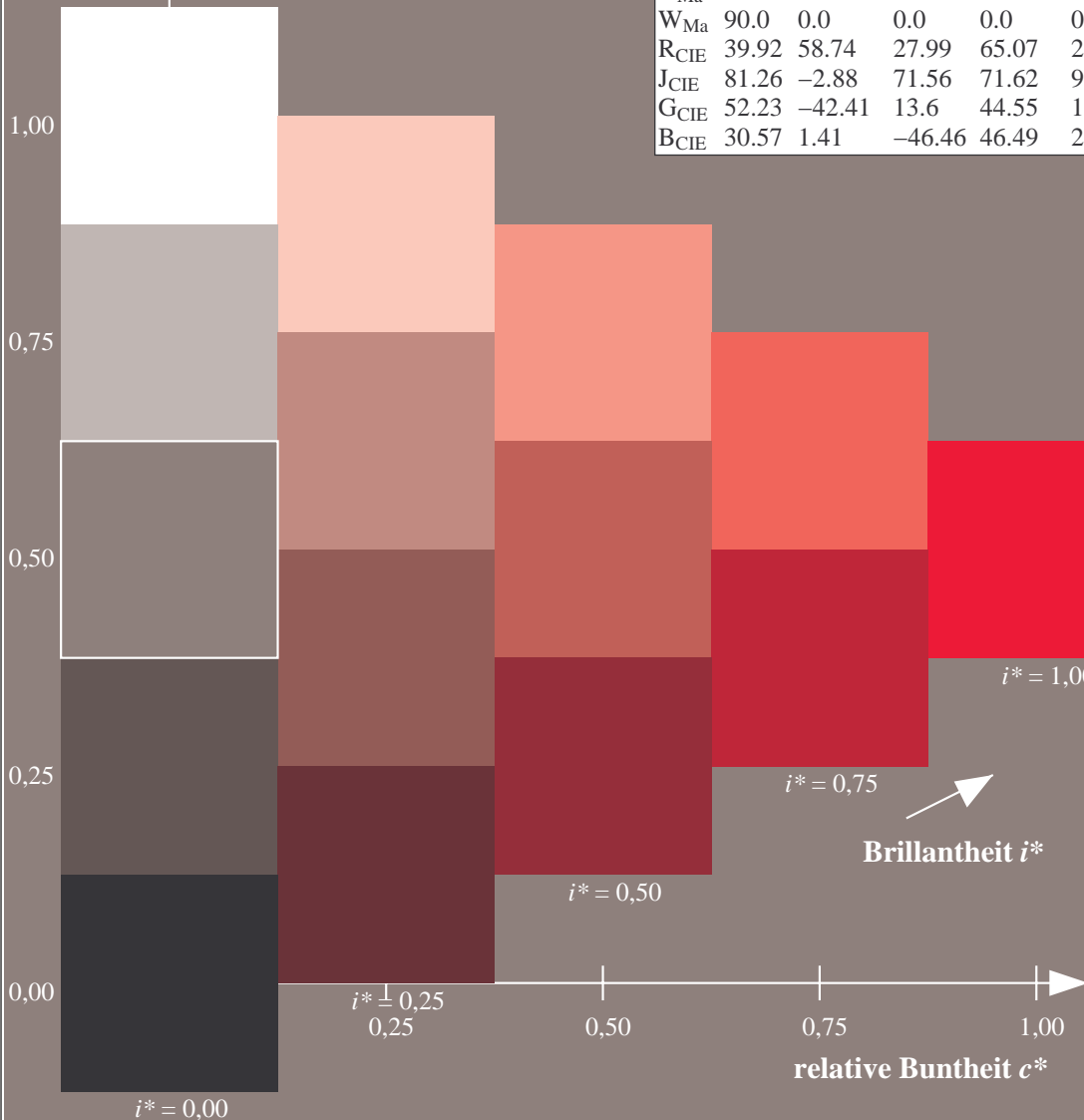
%Umfang

$u^*_{rel} = 88$

%Regularität

$g^*_{H,rel} = 31$

$g^*_{C,rel} = 40$



Daten für jede Farbe:

lab^*ch^* und lab^*icu^*

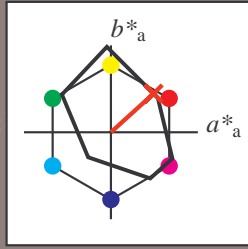
Elementar-Bunntext:

$u^* = r25j$

Kontrastreduzierungsfaktor:

$c_R = 0.9$

Dreiecks-Helligkeit t^*



FRS15_90aM; adaptierte CIELAB-Daten

	$L^*=L^*_a$	a^*_a	b^*_a	$C^*_{ab,a}$	$h^*_{ab,a}$
O _{Ma}	35.06	53.93	39.55	66.88	36
Y _{Ma}	83.77	-4.63	98.26	98.37	93
L _{Ma}	44.13	-56.32	43.36	71.09	142
C _{Ma}	52.66	-26.18	-28.74	38.89	228
V _{Ma}	14.15	45.22	-53.06	69.72	310
M _{Ma}	37.37	70.69	-30.1	76.83	337
N _{Ma}	15.0	0.0	0.0	0.0	0
W _{Ma}	90.0	0.0	0.0	0.0	0
R _{CIE}	39.92	58.74	27.99	65.07	25
J _{CIE}	81.26	-2.88	71.56	71.62	92
G _{CIE}	52.23	-42.41	13.6	44.55	162
B _{CIE}	30.57	1.41	-46.46	46.49	272

Daten für Maximalfarbe (Ma):

LAB^*LAB^*Ma : 39 49 44

LAB^*LCH^*Ma : 39 66 42

lab^*rgb^*Ma : 1.0 0.25 0.0

lab^*olv^*Ma : 1.0 0.08 0.0

FRS15_90aM; adaptierte CIELAB-Daten

	$L^*=L^*_a$	a^*_a	b^*_a	$C^*_{ab,a}$	$h^*_{ab,a}$
r00j	35.47	56.92	27.12	63.05	25
r25j	39.12	49.04	44.45	66.19	42
r50j	50.64	35.19	58.33	68.13	59
r75j	64.01	19.11	74.45	76.87	76
j00g	83.18	-3.93	97.56	97.64	92
j25g	66.73	-26.86	74.66	79.35	110
j50g	54.03	-43.42	57.07	71.71	127
j75g	44.73	-54.21	38.33	66.4	145
g00b	47.59	-44.11	14.14	46.33	162
g25b	49.97	-35.68	-6.03	36.19	190
g50b	51.85	-29.05	-21.88	36.38	217
g75b	46.92	-15.53	-32.37	35.92	244
b00r	37.91	1.15	-38.05	38.08	272
b25r	23.81	27.31	-46.96	54.33	300
b50r	29.52	62.07	-37.87	72.72	329
b75r	36.48	64.24	-3.31	64.33	357

Dreiecks-Helligkeit t^*

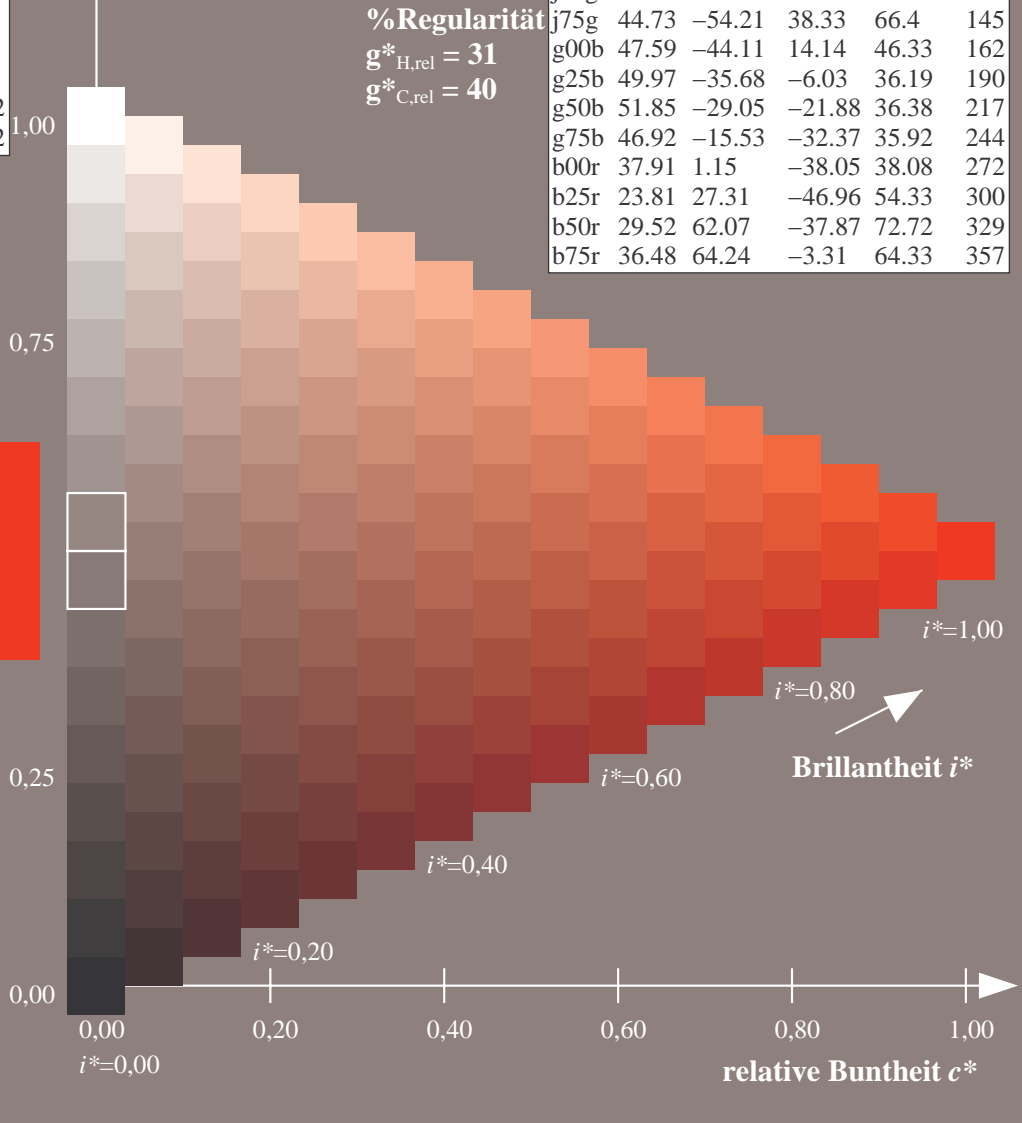
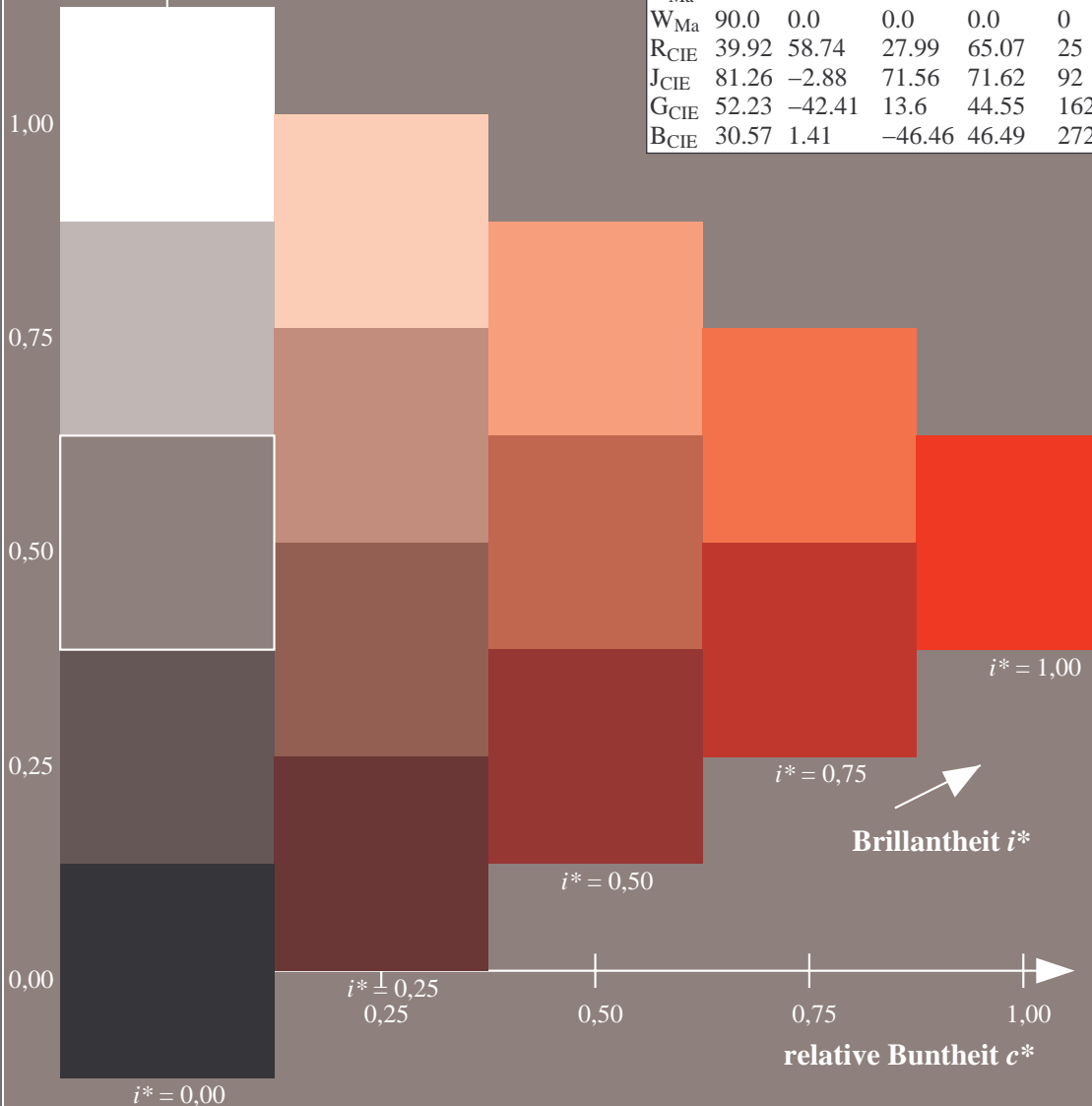
%Umfang

$u^*_{rel} = 88$

%Regularität

$g^*_{H,rel} = 31$

$g^*_{C,rel} = 40$



Daten für jede Farbe:

lab^*ch^* und lab^*icu^*

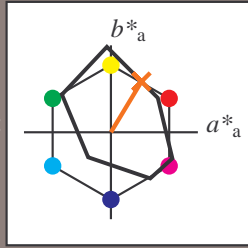
Elementar-Buntontext:

$u^* = r50j$

Kontrastreduzierungsfaktor:

$c_R = 0.9$

Dreiecks-Helligkeit t^*



FRS15_90aM; adaptierte CIELAB-Daten

	$L^*=L^*_a$	a^*_a	b^*_a	$C^*_{ab,a}$	$h^*_{ab,a}$
O _{Ma}	35.06	53.93	39.55	66.88	36
Y _{Ma}	83.77	-4.63	98.26	98.37	93
L _{Ma}	44.13	-56.32	43.36	71.09	142
C _{Ma}	52.66	-26.18	-28.74	38.89	228
V _{Ma}	14.15	45.22	-53.06	69.72	310
M _{Ma}	37.37	70.69	-30.1	76.83	337
N _{Ma}	15.0	0.0	0.0	0.0	0
W _{Ma}	90.0	0.0	0.0	0.0	0
R _{CIE}	39.92	58.74	27.99	65.07	25
J _{CIE}	81.26	-2.88	71.56	71.62	92
G _{CIE}	52.23	-42.41	13.6	44.55	162
B _{CIE}	30.57	1.41	-46.46	46.49	272

Daten für Maximalfarbe (Ma):

LAB^*LAB^*Ma : 51 35 58

LAB^*LCH^*Ma : 51 68 59

lab^*rgb^*Ma : 1.0 0.5 0.0

lab^*olv^*Ma : 1.0 0.32 0.0

FRS15_90aM; adaptierte CIELAB-Daten

	$L^*=L^*_a$	a^*_a	b^*_a	$C^*_{ab,a}$	$h^*_{ab,a}$
r00j	35.47	56.92	27.12	63.05	25
r25j	39.12	49.04	44.45	66.19	42
r50j	50.64	35.19	58.33	68.13	59
r75j	64.01	19.11	74.45	76.87	76
j00g	83.18	-3.93	97.56	97.64	92
j25g	66.73	-26.86	74.66	79.35	110
j50g	54.03	-43.42	57.07	71.71	127
j75g	44.73	-54.21	38.33	66.4	145
g00b	47.59	-44.11	14.14	46.33	162
g25b	49.97	-35.68	-6.03	36.19	190
g50b	51.85	-29.05	-21.88	36.38	217
g75b	46.92	-15.53	-32.37	35.92	244
b00r	37.91	1.15	-38.05	38.08	272
b25r	23.81	27.31	-46.96	54.33	300
b50r	29.52	62.07	-37.87	72.72	329
b75r	36.48	64.24	-3.31	64.33	357

Dreiecks-Helligkeit t^*

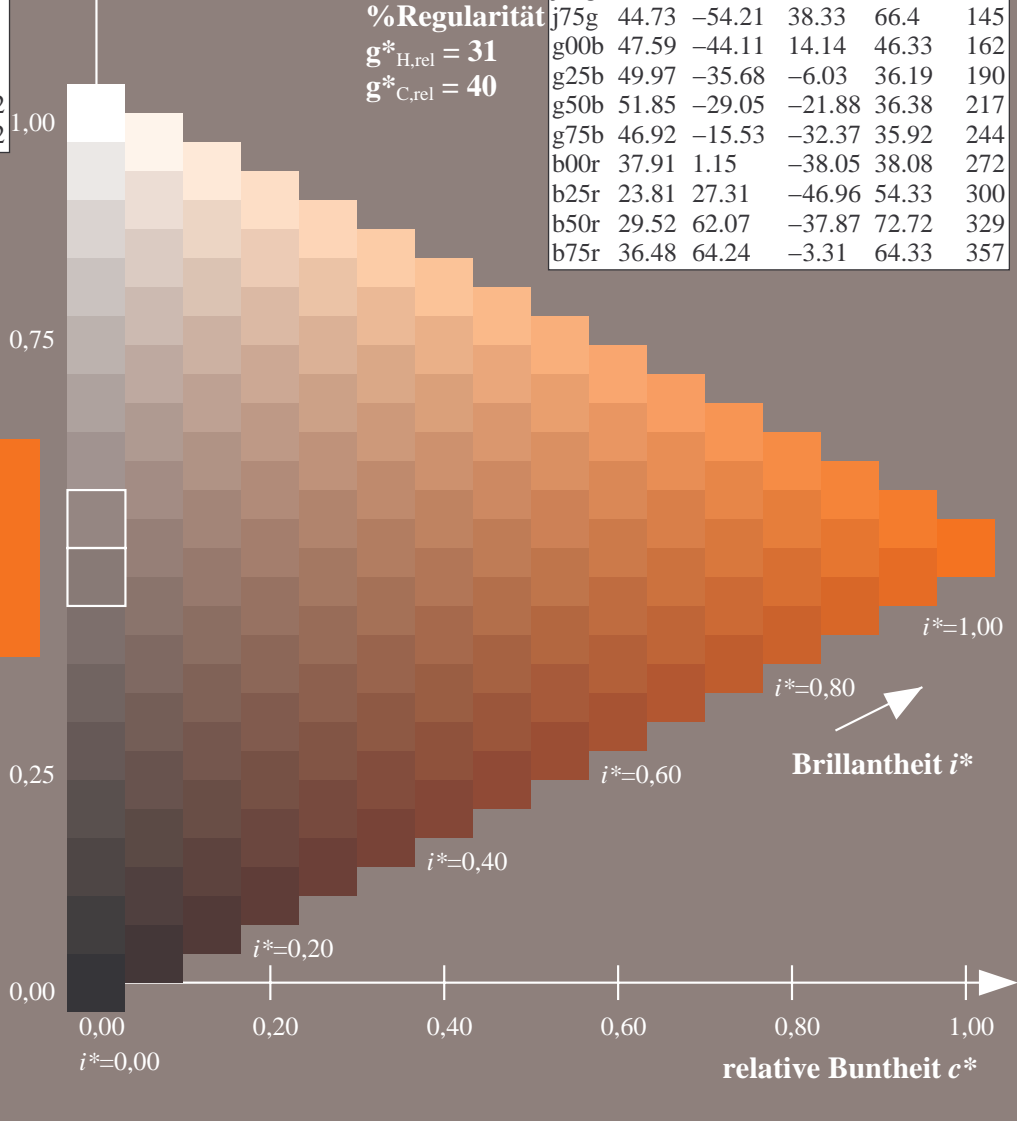
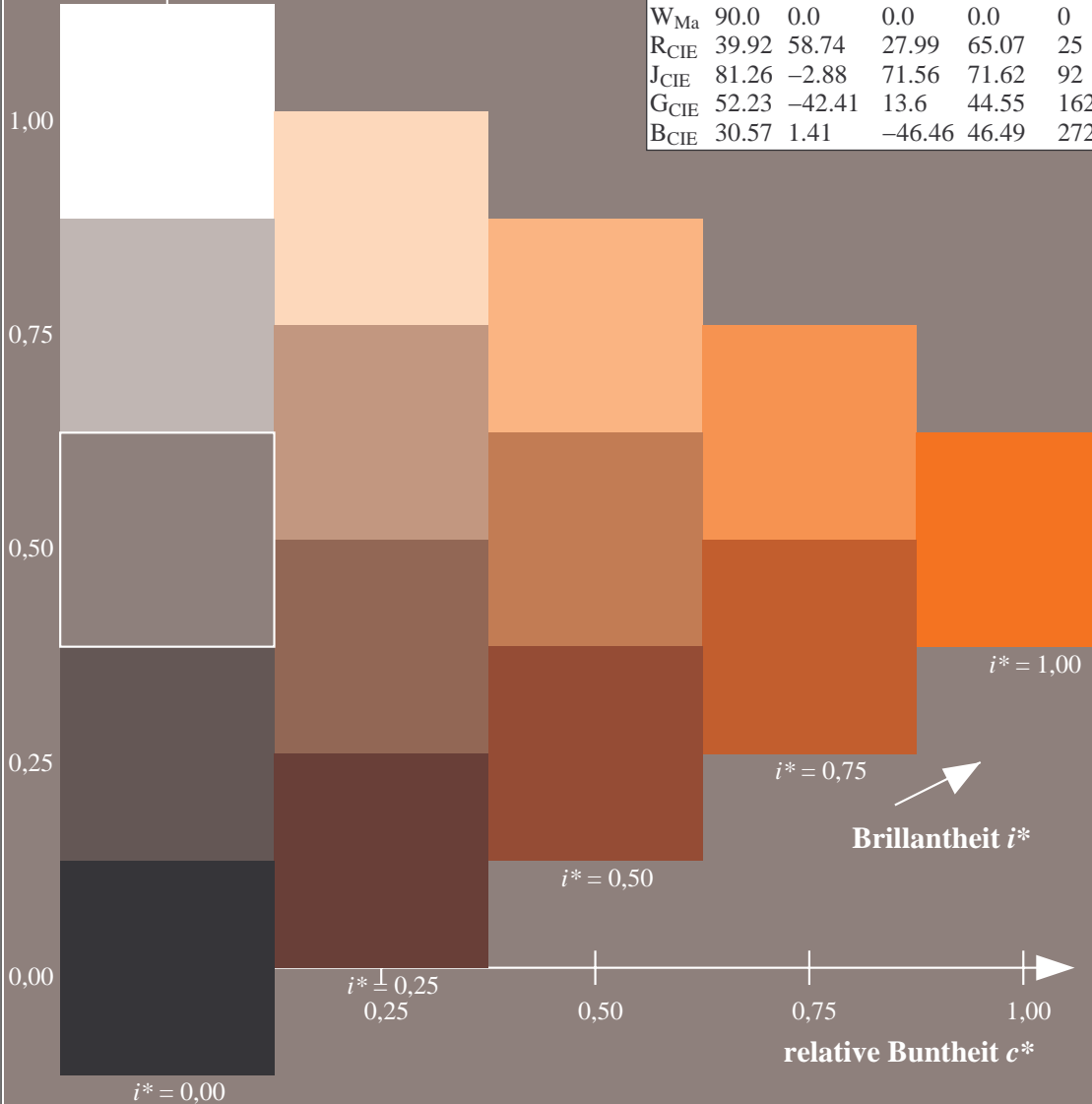
%Umfang

$u^*_{rel} = 88$

%Regularität

$g^*_{H,rel} = 31$

$g^*_{C,rel} = 40$



Daten für jede Farbe:

lab^*ch^* und lab^*icu^*

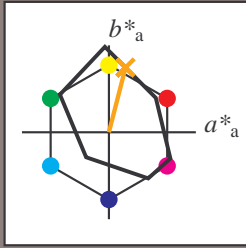
Elementar-Buntontext:

$u^* = r75j$

Kontrastreduzierungsfaktor:

$c_R = 0,9$

Dreiecks-Helligkeit t^*



FRS15_90aM; adaptierte CIELAB-Daten

	$L^*=L^*_a$	a^*_a	b^*_a	$C^*_{ab,a}$	$h^*_{ab,a}$
O _{Ma}	35.06	53.93	39.55	66.88	36
Y _{Ma}	83.77	-4.63	98.26	98.37	93
L _{Ma}	44.13	-56.32	43.36	71.09	142
C _{Ma}	52.66	-26.18	-28.74	38.89	228
V _{Ma}	14.15	45.22	-53.06	69.72	310
M _{Ma}	37.37	70.69	-30.1	76.83	337
N _{Ma}	15.0	0.0	0.0	0.0	0
W _{Ma}	90.0	0.0	0.0	0.0	0
R _{CIE}	39.92	58.74	27.99	65.07	25
J _{CIE}	81.26	-2.88	71.56	71.62	92
G _{CIE}	52.23	-42.41	13.6	44.55	162
B _{CIE}	30.57	1.41	-46.46	46.49	272

Daten für Maximalfarbe (Ma):

LAB^*LAB^*Ma : 64 19 74

LAB^*LCH^*Ma : 64 77 76

lab^*rgb^*Ma : 1.0 0.75 0.0

lab^*olv^*Ma : 1.0 0.59 0.0

FRS15_90aM; adaptierte CIELAB-Daten

	$L^*=L^*_a$	a^*_a	b^*_a	$C^*_{ab,a}$	$h^*_{ab,a}$
r00j	35.47	56.92	27.12	63.05	25
r25j	39.12	49.04	44.45	66.19	42
r50j	50.64	35.19	58.33	68.13	59
r75j	64.01	19.11	74.45	76.87	76
j00g	83.18	-3.93	97.56	97.64	92
j25g	66.73	-26.86	74.66	79.35	110
j50g	54.03	-43.42	57.07	71.71	127
j75g	44.73	-54.21	38.33	66.4	145
g00b	47.59	-44.11	14.14	46.33	162
g25b	49.97	-35.68	-6.03	36.19	190
g50b	51.85	-29.05	-21.88	36.38	217
g75b	46.92	-15.53	-32.37	35.92	244
b00r	37.91	1.15	-38.05	38.08	272
b25r	23.81	27.31	-46.96	54.33	300
b50r	29.52	62.07	-37.87	72.72	329
b75r	36.48	64.24	-3.31	64.33	357

Dreiecks-Helligkeit t^*

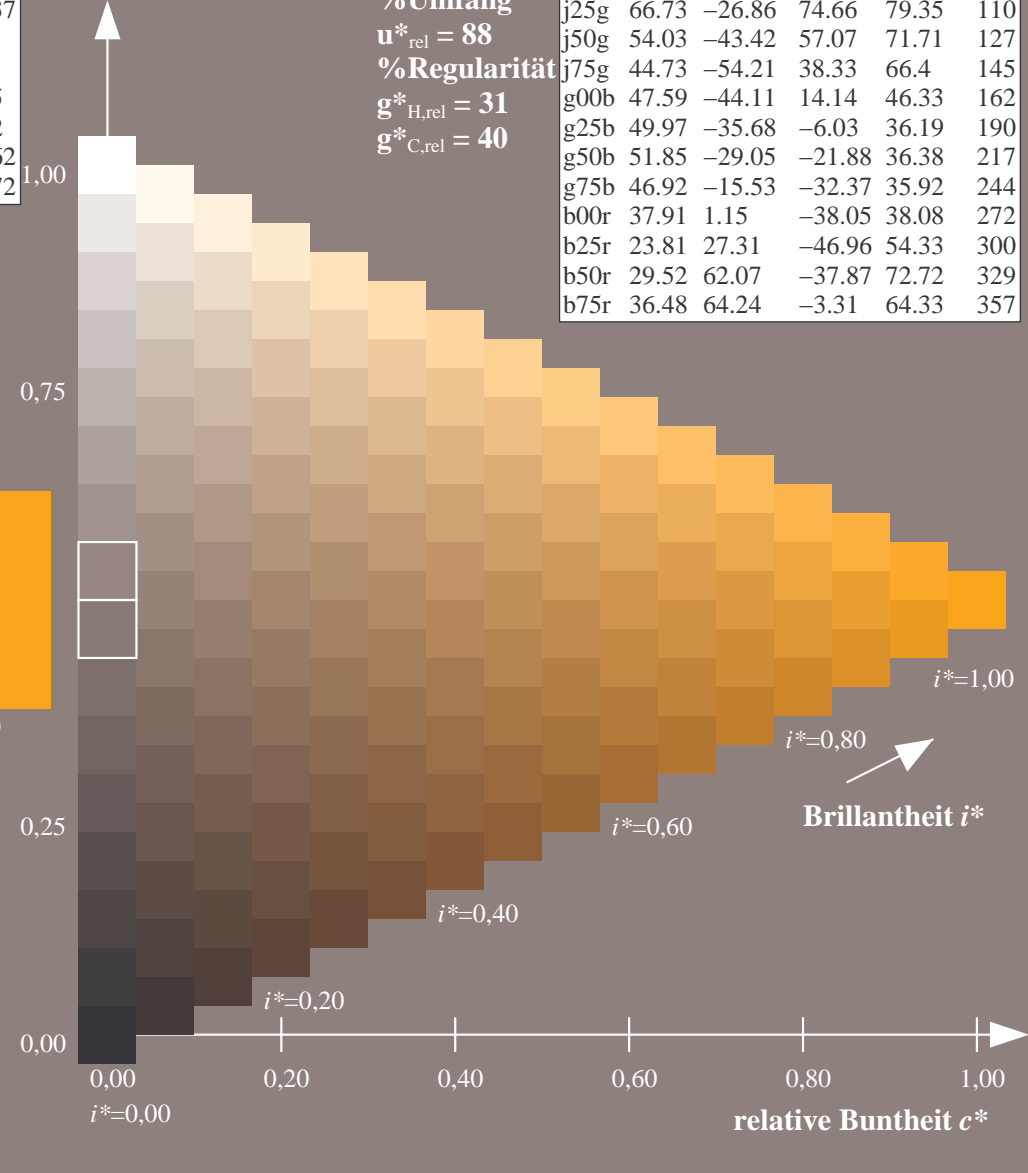
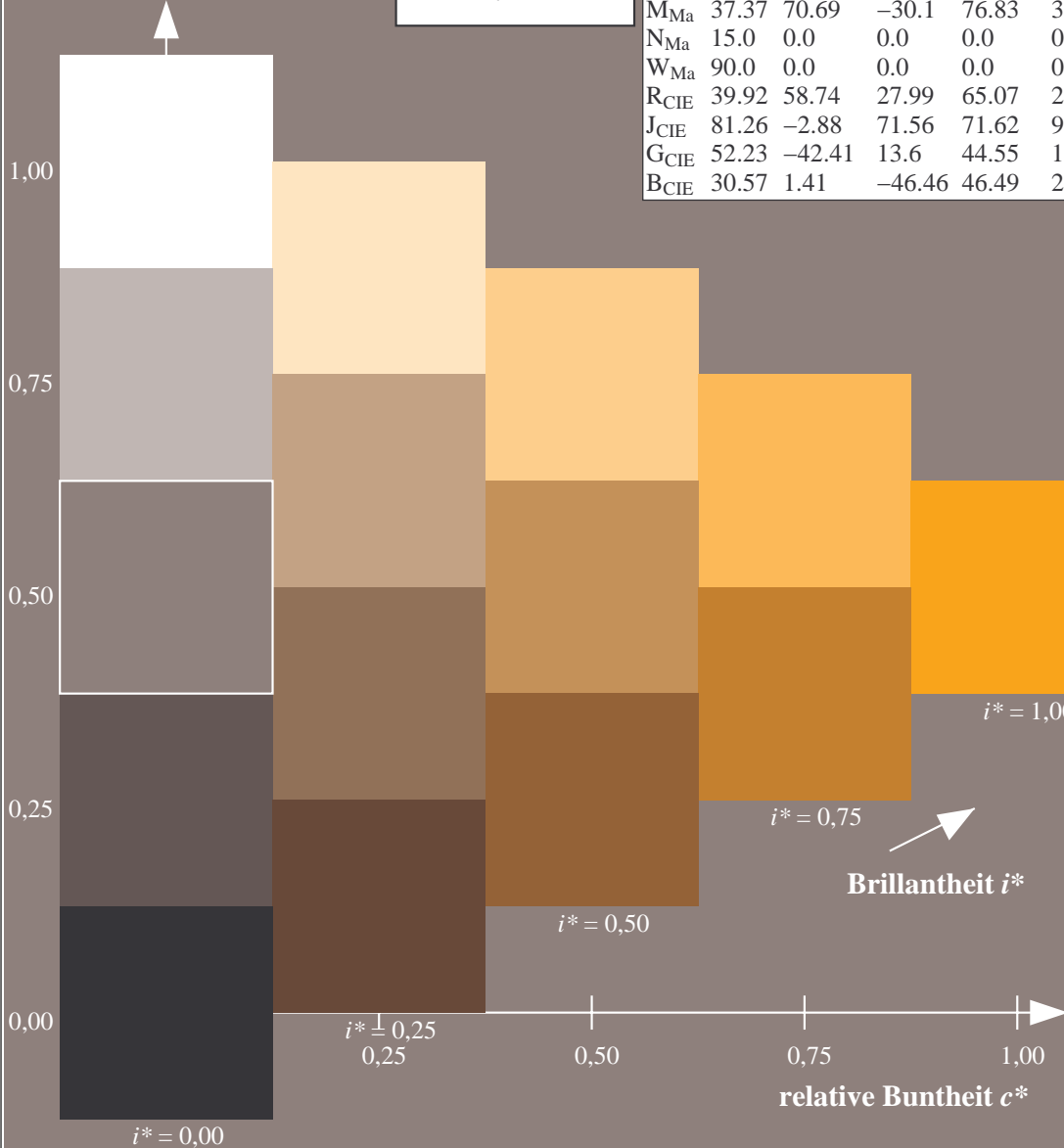
%Umfang

$u^*_{rel} = 88$

%Regularität

$g^*_{H,rel} = 31$

$g^*_{C,rel} = 40$



Daten für jede Farbe:

lab^*ch^* und lab^*icu^*

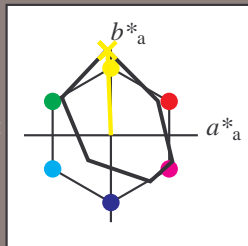
Elementar-Buntontext:

$u^* = j00g$

Kontrastreduzierungsfaktor:

$c_R = 0,9$

Dreiecks-Helligkeit t^*



FRS15_90aM; adaptierte CIELAB-Daten

	$L^*=L^*_a$	a^*_a	b^*_a	$C^*_{ab,a}$	$h^*_{ab,a}$
O _{Ma}	35.06	53.93	39.55	66.88	36
Y _{Ma}	83.77	-4.63	98.26	98.37	93
L _{Ma}	44.13	-56.32	43.36	71.09	142
C _{Ma}	52.66	-26.18	-28.74	38.89	228
V _{Ma}	14.15	45.22	-53.06	69.72	310
M _{Ma}	37.37	70.69	-30.1	76.83	337
N _{Ma}	15.0	0.0	0.0	0.0	0
W _{Ma}	90.0	0.0	0.0	0.0	0
R _{CIE}	39.92	58.74	27.99	65.07	25
J _{CIE}	81.26	-2.88	71.56	71.62	92
G _{CIE}	52.23	-42.41	13.6	44.55	162
B _{CIE}	30.57	1.41	-46.46	46.49	272

Daten für Maximalfarbe (Ma):

$LAB^*LAB^*Ma: 83 -3 98$

$LAB^*LCH^*Ma: 83 98 92$

$lab^*rgb^*Ma: 1.0 1.0 0.0$

$lab^*olv^*Ma: 1.0 0.99 0.0$

FRS15_90aM; adaptierte CIELAB-Daten

	$L^*=L^*_a$	a^*_a	b^*_a	$C^*_{ab,a}$	$h^*_{ab,a}$
r00j	35.47	56.92	27.12	63.05	25
r25j	39.12	49.04	44.45	66.19	42
r50j	50.64	35.19	58.33	68.13	59
r75j	64.01	19.11	74.45	76.87	76
j00g	83.18	-3.93	97.56	97.64	92
j25g	66.73	-26.86	74.66	79.35	110
j50g	54.03	-43.42	57.07	71.71	127
j75g	44.73	-54.21	38.33	66.4	145
g00b	47.59	-44.11	14.14	46.33	162
g25b	49.97	-35.68	-6.03	36.19	190
g50b	51.85	-29.05	-21.88	36.38	217
g75b	46.92	-15.53	-32.37	35.92	244
b00r	37.91	1.15	-38.05	38.08	272
b25r	23.81	27.31	-46.96	54.33	300
b50r	29.52	62.07	-37.87	72.72	329
b75r	36.48	64.24	-3.31	64.33	357

Dreiecks-Helligkeit t^*

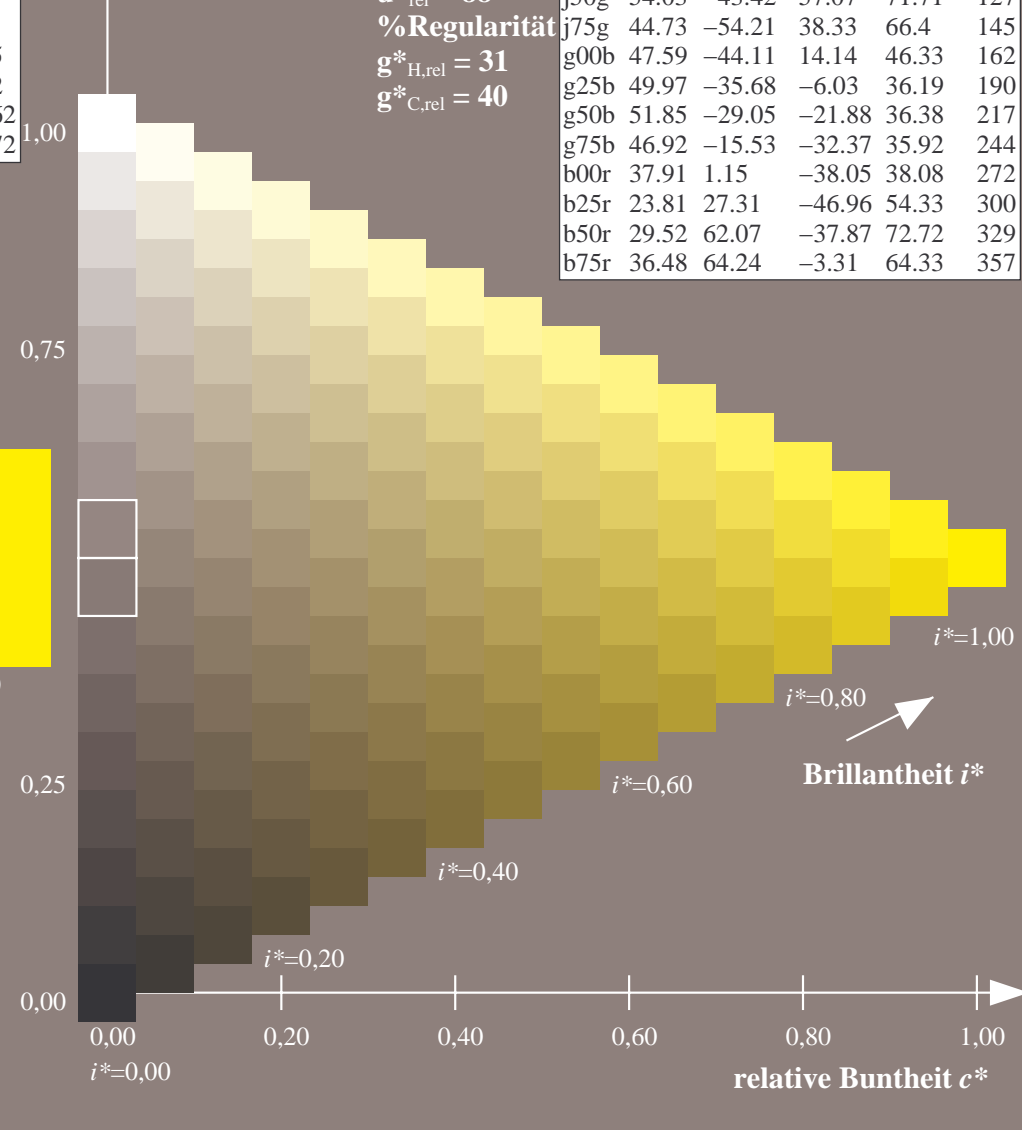
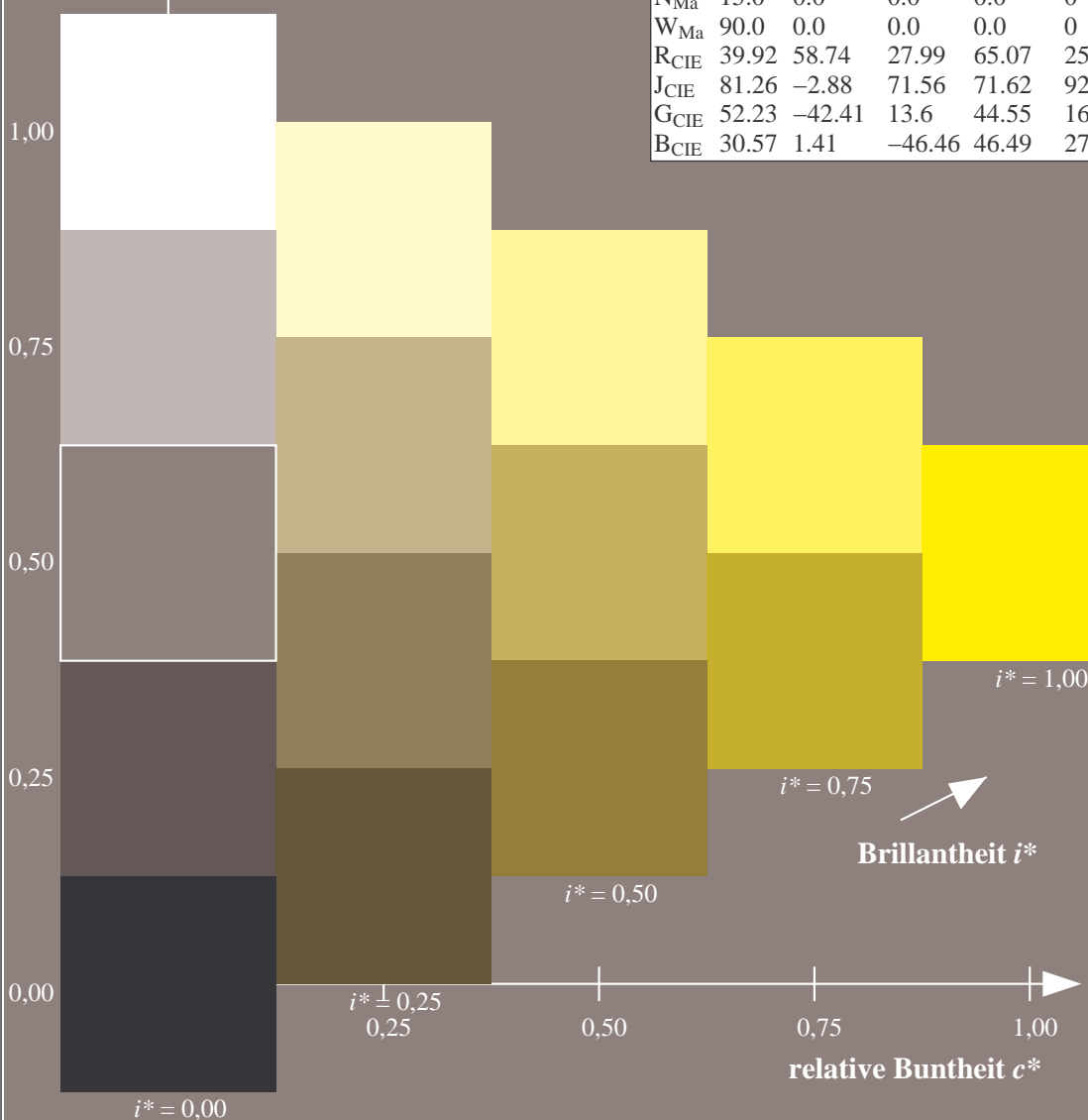
%Umfang

$u^*_{rel} = 88$

%Regularität

$g^*_{H,rel} = 31$

$g^*_{C,rel} = 40$



Daten für jede Farbe:

lab^*ch^* und lab^*icu^*

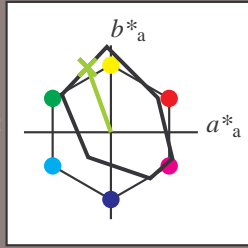
Elementar-Buntontext:

$u^* = j25g$

Kontrastreduzierungsfaktor:

$c_R = 0.9$

Dreiecks-Helligkeit t^*



FRS15_90aM; adaptierte CIELAB-Daten

	$L^*=L^*_a$	a^*_a	b^*_a	$C^*_{ab,a}$	$h^*_{ab,a}$
O _{Ma}	35.06	53.93	39.55	66.88	36
Y _{Ma}	83.77	-4.63	98.26	98.37	93
L _{Ma}	44.13	-56.32	43.36	71.09	142
C _{Ma}	52.66	-26.18	-28.74	38.89	228
V _{Ma}	14.15	45.22	-53.06	69.72	310
M _{Ma}	37.37	70.69	-30.1	76.83	337
N _{Ma}	15.0	0.0	0.0	0.0	0
W _{Ma}	90.0	0.0	0.0	0.0	0
R _{CIE}	39.92	58.74	27.99	65.07	25
J _{CIE}	81.26	-2.88	71.56	71.62	92
G _{CIE}	52.23	-42.41	13.6	44.55	162
B _{CIE}	30.57	1.41	-46.46	46.49	272

Daten für Maximalfarbe (Ma):

$LAB^*LAB^*Ma: 67 -26 75$

$LAB^*LCH^*Ma: 67 79 110$

$lab^*rgb^*Ma: 0.75 1.0 0.0$

$lab^*olv^*Ma: 0.57 1.0 0.0$

FRS15_90aM; adaptierte CIELAB-Daten

	$L^*=L^*_a$	a^*_a	b^*_a	$C^*_{ab,a}$	$h^*_{ab,a}$
r00j	35.47	56.92	27.12	63.05	25
r25j	39.12	49.04	44.45	66.19	42
r50j	50.64	35.19	58.33	68.13	59
r75j	64.01	19.11	74.45	76.87	76
j00g	83.18	-3.93	97.56	97.64	92
j25g	66.73	-26.86	74.66	79.35	110
j50g	54.03	-43.42	57.07	71.71	127
j75g	44.73	-54.21	38.33	66.4	145
g00b	47.59	-44.11	14.14	46.33	162
g25b	49.97	-35.68	-6.03	36.19	190
g50b	51.85	-29.05	-21.88	36.38	217
g75b	46.92	-15.53	-32.37	35.92	244
b00r	37.91	1.15	-38.05	38.08	272
b25r	23.81	27.31	-46.96	54.33	300
b50r	29.52	62.07	-37.87	72.72	329
b75r	36.48	64.24	-3.31	64.33	357

Dreiecks-Helligkeit t^*

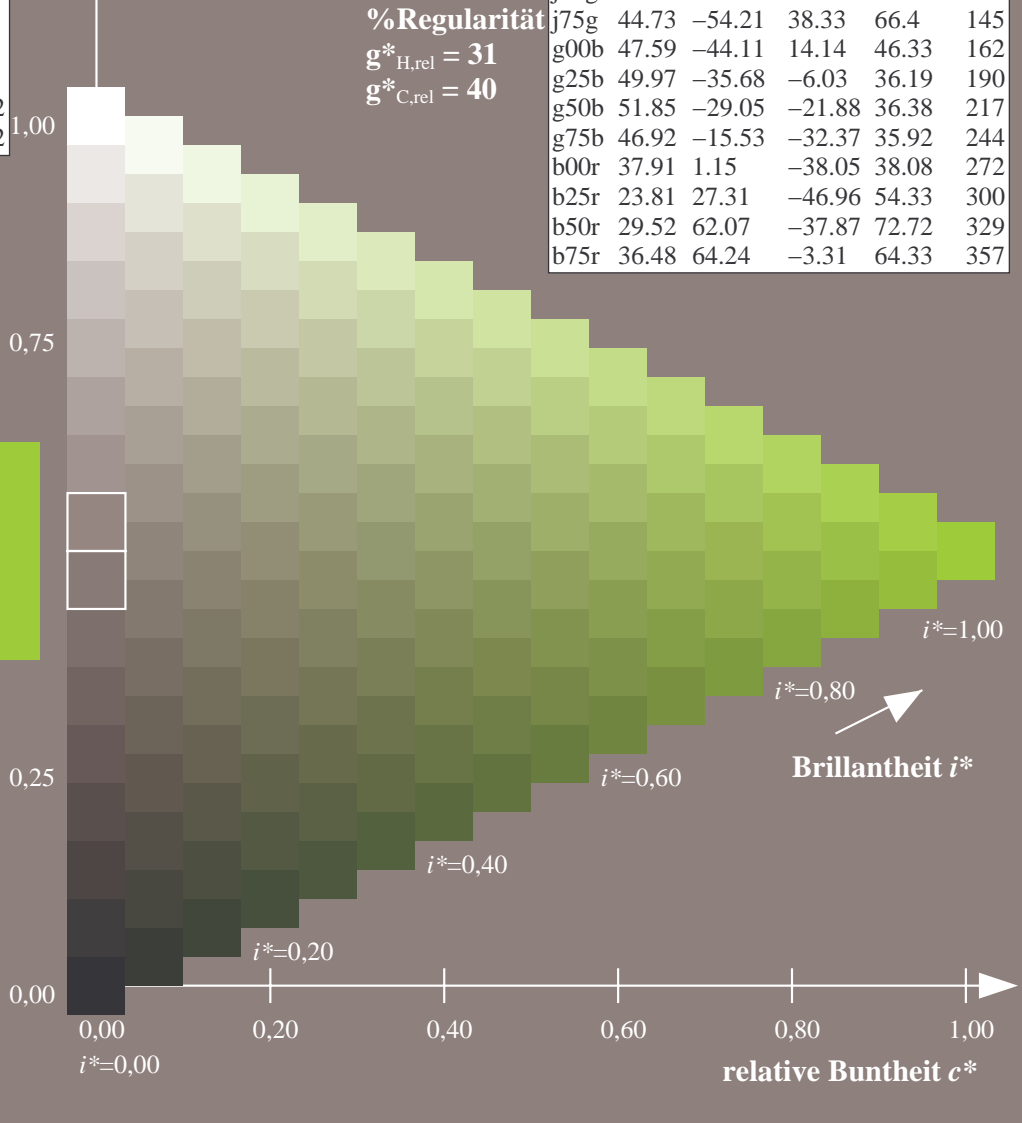
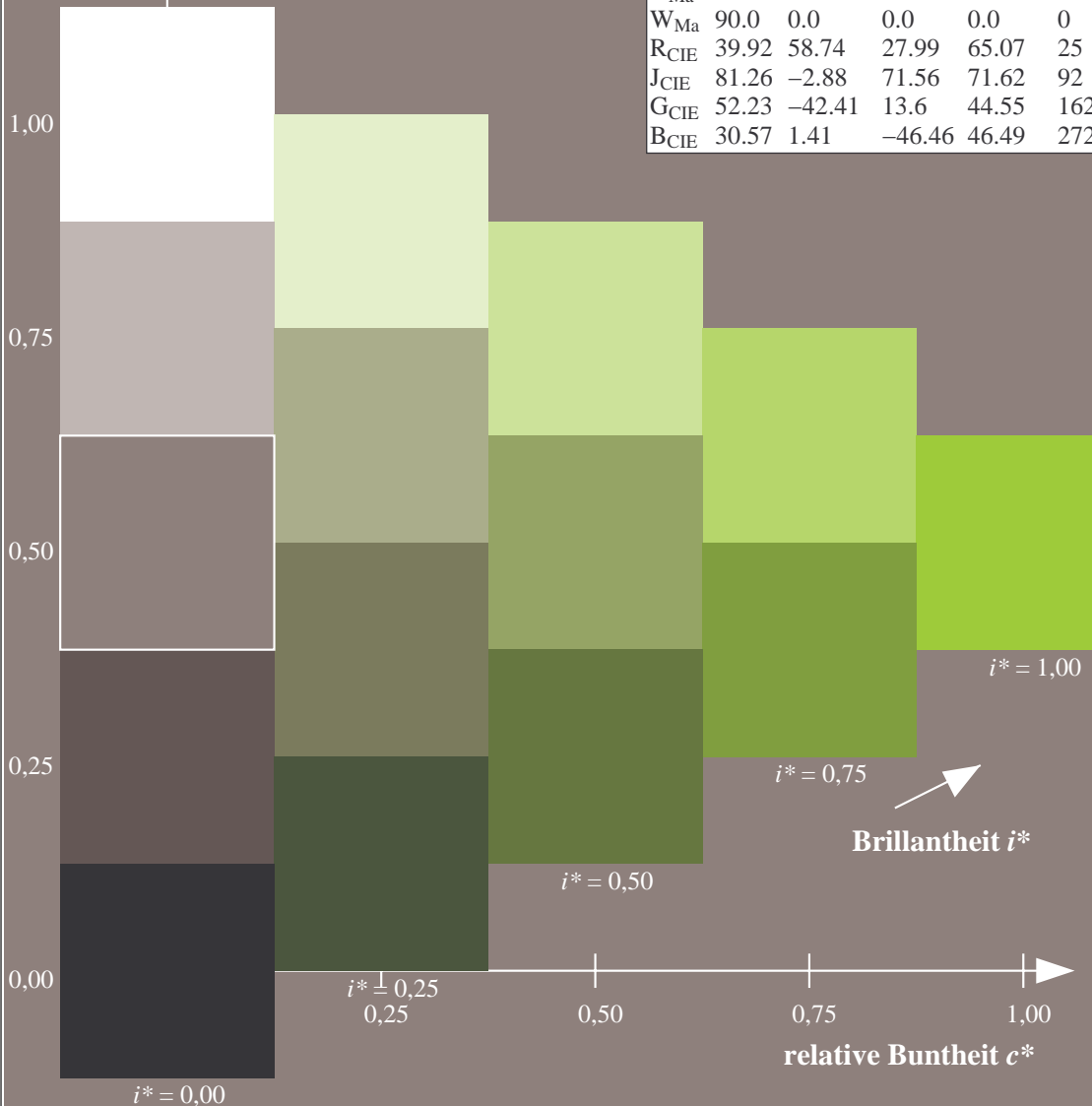
%Umfang

$u^*_{rel} = 88$

%Regularität

$g^*_{H,rel} = 31$

$g^*_{C,rel} = 40$



Daten für jede Farbe:

lab^*ch^* und lab^*icu^*

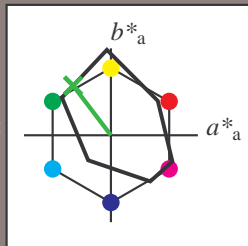
Elementar-Buntontext:

$u^* = j50g$

Kontrastreduzierungsfaktor:

$c_R = 0.9$

Dreiecks-Helligkeit t^*



FRS15_90aM; adaptierte CIELAB-Daten

	$L^*=L^*_a$	a^*_a	b^*_a	$C^*_{ab,a}$	$h^*_{ab,a}$
O _{Ma}	35.06	53.93	39.55	66.88	36
Y _{Ma}	83.77	-4.63	98.26	98.37	93
L _{Ma}	44.13	-56.32	43.36	71.09	142
C _{Ma}	52.66	-26.18	-28.74	38.89	228
V _{Ma}	14.15	45.22	-53.06	69.72	310
M _{Ma}	37.37	70.69	-30.1	76.83	337
N _{Ma}	15.0	0.0	0.0	0.0	0
W _{Ma}	90.0	0.0	0.0	0.0	0
R _{CIE}	39.92	58.74	27.99	65.07	25
J _{CIE}	81.26	-2.88	71.56	71.62	92
G _{CIE}	52.23	-42.41	13.6	44.55	162
B _{CIE}	30.57	1.41	-46.46	46.49	272

Daten für Maximalfarbe (Ma):

$LAB^*LAB^*_{Ma}$: 54 -42 57

$LAB^*LCH^*_{Ma}$: 54 72 127

$lab^*rgb^*_{Ma}$: 0.5 1.0 0.0

$lab^*olv^*_{Ma}$: 0.25 1.0 0.0

FRS15_90aM; adaptierte CIELAB-Daten

	$L^*=L^*_a$	a^*_a	b^*_a	$C^*_{ab,a}$	$h^*_{ab,a}$
r00j	35.47	56.92	27.12	63.05	25
r25j	39.12	49.04	44.45	66.19	42
r50j	50.64	35.19	58.33	68.13	59
r75j	64.01	19.11	74.45	76.87	76
j00g	83.18	-3.93	97.56	97.64	92
j25g	66.73	-26.86	74.66	79.35	110
j50g	54.03	-43.42	57.07	71.71	127
j75g	44.73	-54.21	38.33	66.4	145
g00b	47.59	-44.11	14.14	46.33	162
g25b	49.97	-35.68	-6.03	36.19	190
g50b	51.85	-29.05	-21.88	36.38	217
g75b	46.92	-15.53	-32.37	35.92	244
b00r	37.91	1.15	-38.05	38.08	272
b25r	23.81	27.31	-46.96	54.33	300
b50r	29.52	62.07	-37.87	72.72	329
b75r	36.48	64.24	-3.31	64.33	357

Dreiecks-Helligkeit t^*

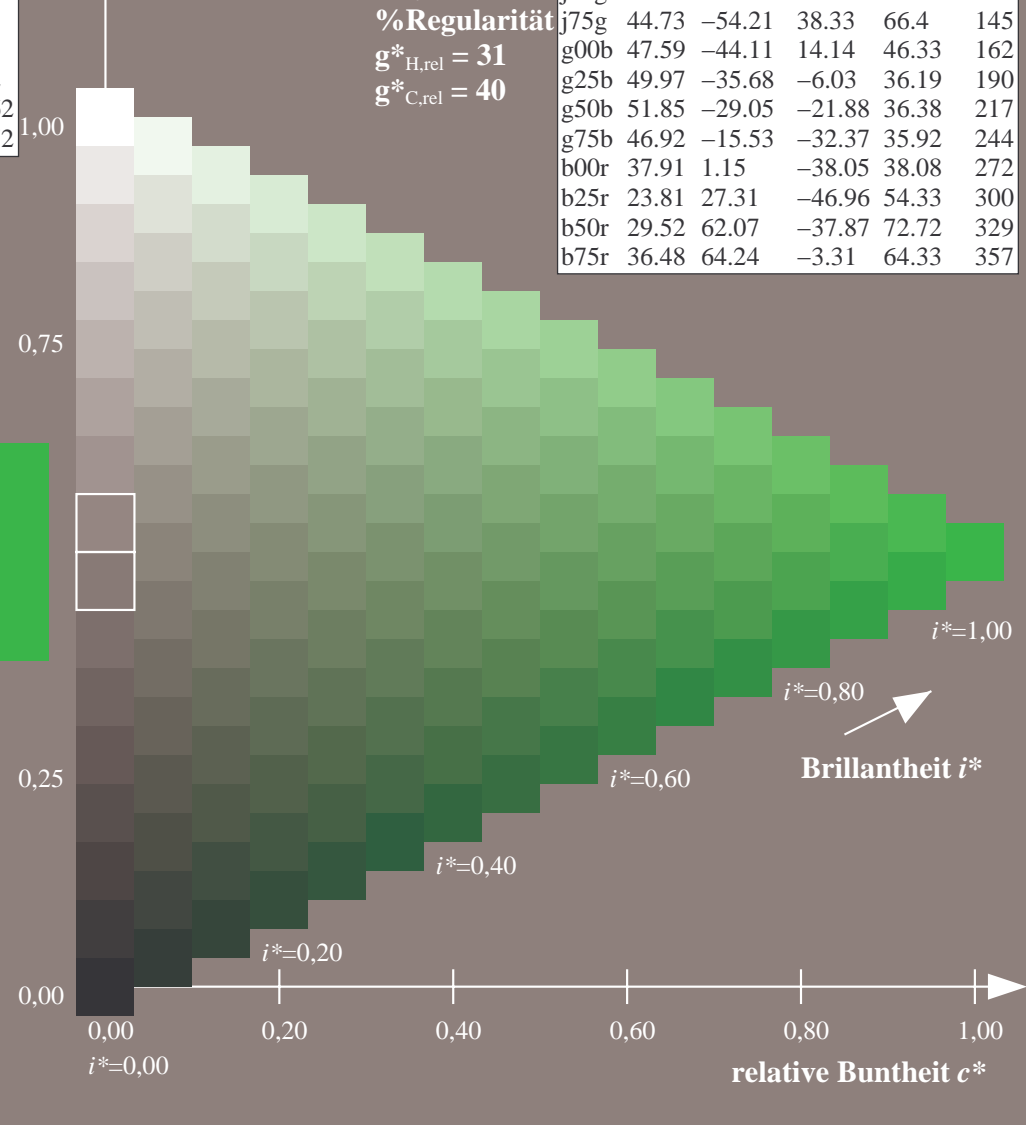
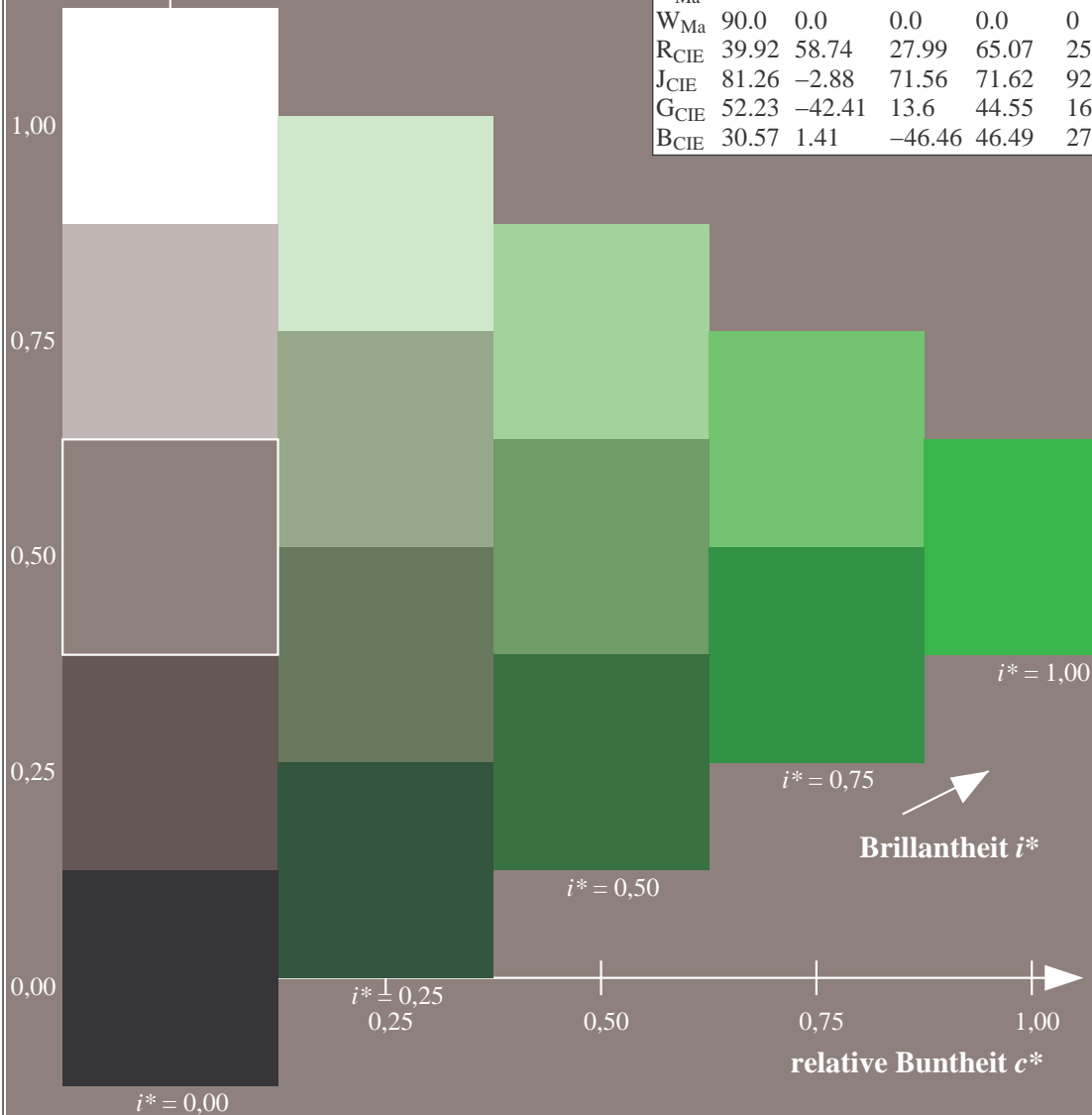
%Umfang

$u^*_{rel} = 88$

%Regularität

$g^*_{H,rel} = 31$

$g^*_{C,rel} = 40$



Daten für jede Farbe:

lab^*ch^* und lab^*icu^*

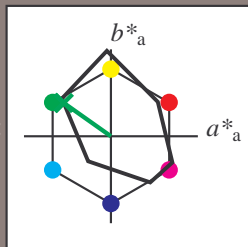
Elementar-Buntontext:

$u^* = j75g$

Kontrastreduzierungsfaktor:

$c_R = 0.9$

Dreiecks-Helligkeit t^*



FRS15_90aM; adaptierte CIELAB-Daten

	$L^*=L^*_a$	a^*_a	b^*_a	$C^*_{ab,a}$	$h^*_{ab,a}$
O _{Ma}	35.06	53.93	39.55	66.88	36
Y _{Ma}	83.77	-4.63	98.26	98.37	93
L _{Ma}	44.13	-56.32	43.36	71.09	142
C _{Ma}	52.66	-26.18	-28.74	38.89	228
V _{Ma}	14.15	45.22	-53.06	69.72	310
M _{Ma}	37.37	70.69	-30.1	76.83	337
N _{Ma}	15.0	0.0	0.0	0.0	0
W _{Ma}	90.0	0.0	0.0	0.0	0
R _{CIE}	39.92	58.74	27.99	65.07	25
J _{CIE}	81.26	-2.88	71.56	71.62	92
G _{CIE}	52.23	-42.41	13.6	44.55	162
B _{CIE}	30.57	1.41	-46.46	46.49	272

Daten für Maximalfarbe (Ma):

LAB^*LAB^*Ma : 45 -53 38

LAB^*LCH^*Ma : 45 66 145

lab^*rgb^*Ma : 0.25 1.0 0.0

lab^*olv^*Ma : 0.0 1.0 0.07

FRS15_90aM; adaptierte CIELAB-Daten

	$L^*=L^*_a$	a^*_a	b^*_a	$C^*_{ab,a}$	$h^*_{ab,a}$
r00j	35.47	56.92	27.12	63.05	25
r25j	39.12	49.04	44.45	66.19	42
r50j	50.64	35.19	58.33	68.13	59
r75j	64.01	19.11	74.45	76.87	76
j00g	83.18	-3.93	97.56	97.64	92
j25g	66.73	-26.86	74.66	79.35	110
j50g	54.03	-43.42	57.07	71.71	127
j75g	44.73	-54.21	38.33	66.4	145
g00b	47.59	-44.11	14.14	46.33	162
g25b	49.97	-35.68	-6.03	36.19	190
g50b	51.85	-29.05	-21.88	36.38	217
g75b	46.92	-15.53	-32.37	35.92	244
b00r	37.91	1.15	-38.05	38.08	272
b25r	23.81	27.31	-46.96	54.33	300
b50r	29.52	62.07	-37.87	72.72	329
b75r	36.48	64.24	-3.31	64.33	357

Dreiecks-Helligkeit t^*

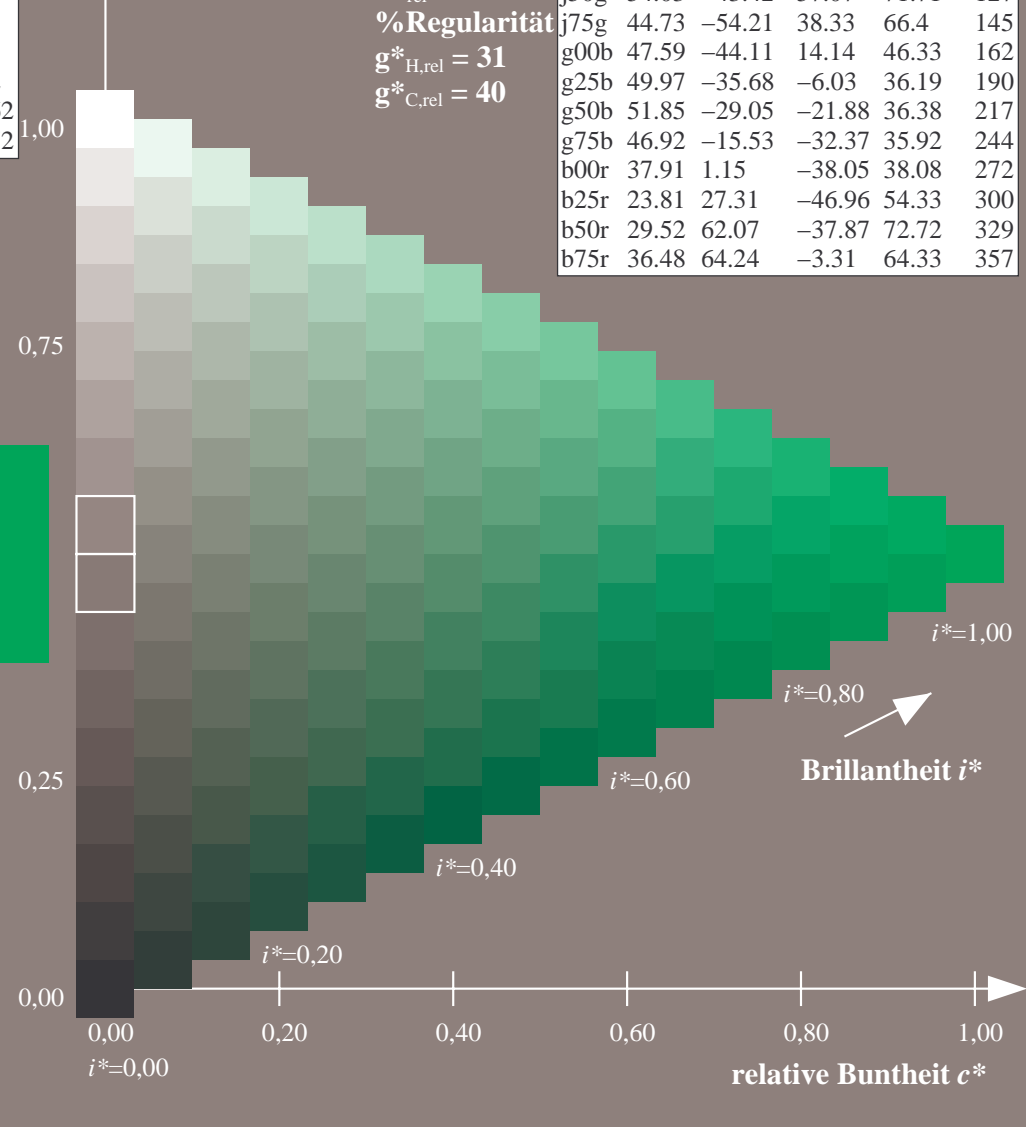
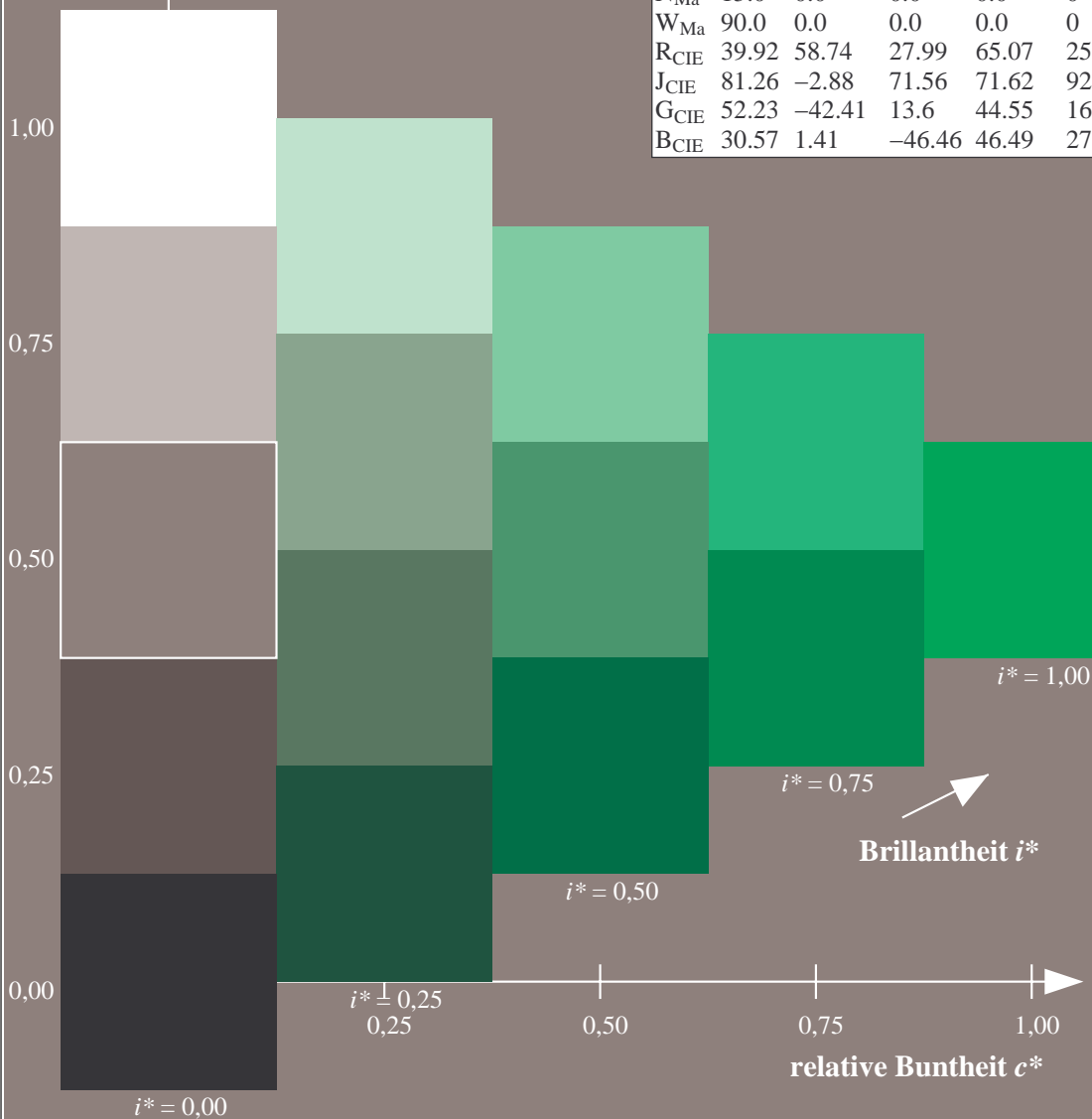
%Umfang

$u^*_{rel} = 88$

%Regularität

$g^*_{H,rel} = 31$

$g^*_{C,rel} = 40$



Daten für jede Farbe:

lab^*ch^* und lab^*icu^*

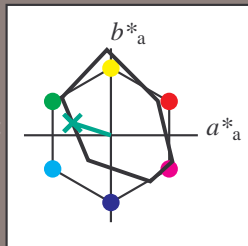
Elementar-Buntontext:

$u^* = g00b$

Kontrastreduzierungsfaktor:

$c_R = 0.9$

Dreiecks-Helligkeit t^*



FRS15_90aM; adaptierte CIELAB-Daten

	$L^*=L^*_a$	a^*_a	b^*_a	$C^*_{ab,a}$	$h^*_{ab,a}$
O _{Ma}	35.06	53.93	39.55	66.88	36
Y _{Ma}	83.77	-4.63	98.26	98.37	93
L _{Ma}	44.13	-56.32	43.36	71.09	142
C _{Ma}	52.66	-26.18	-28.74	38.89	228
V _{Ma}	14.15	45.22	-53.06	69.72	310
M _{Ma}	37.37	70.69	-30.1	76.83	337
N _{Ma}	15.0	0.0	0.0	0.0	0
W _{Ma}	90.0	0.0	0.0	0.0	0
R _{CIE}	39.92	58.74	27.99	65.07	25
J _{CIE}	81.26	-2.88	71.56	71.62	92
G _{CIE}	52.23	-42.41	13.6	44.55	162
B _{CIE}	30.57	1.41	-46.46	46.49	272

Daten für Maximalfarbe (Ma):

LAB^*LAB^*Ma : 48 -43 14

LAB^*LCH^*Ma : 48 46 162

lab^*rgb^*Ma : 0.0 1.0 0.0

lab^*olv^*Ma : 0.0 1.0 0.41

FRS15_90aM; adaptierte CIELAB-Daten

	$L^*=L^*_a$	a^*_a	b^*_a	$C^*_{ab,a}$	$h^*_{ab,a}$
r00j	35.47	56.92	27.12	63.05	25
r25j	39.12	49.04	44.45	66.19	42
r50j	50.64	35.19	58.33	68.13	59
r75j	64.01	19.11	74.45	76.87	76
j00g	83.18	-3.93	97.56	97.64	92
j25g	66.73	-26.86	74.66	79.35	110
j50g	54.03	-43.42	57.07	71.71	127
j75g	44.73	-54.21	38.33	66.4	145
g00b	47.59	-44.11	14.14	46.33	162
g25b	49.97	-35.68	-6.03	36.19	190
g50b	51.85	-29.05	-21.88	36.38	217
g75b	46.92	-15.53	-32.37	35.92	244
b00r	37.91	1.15	-38.05	38.08	272
b25r	23.81	27.31	-46.96	54.33	300
b50r	29.52	62.07	-37.87	72.72	329
b75r	36.48	64.24	-3.31	64.33	357

Dreiecks-Helligkeit t^*

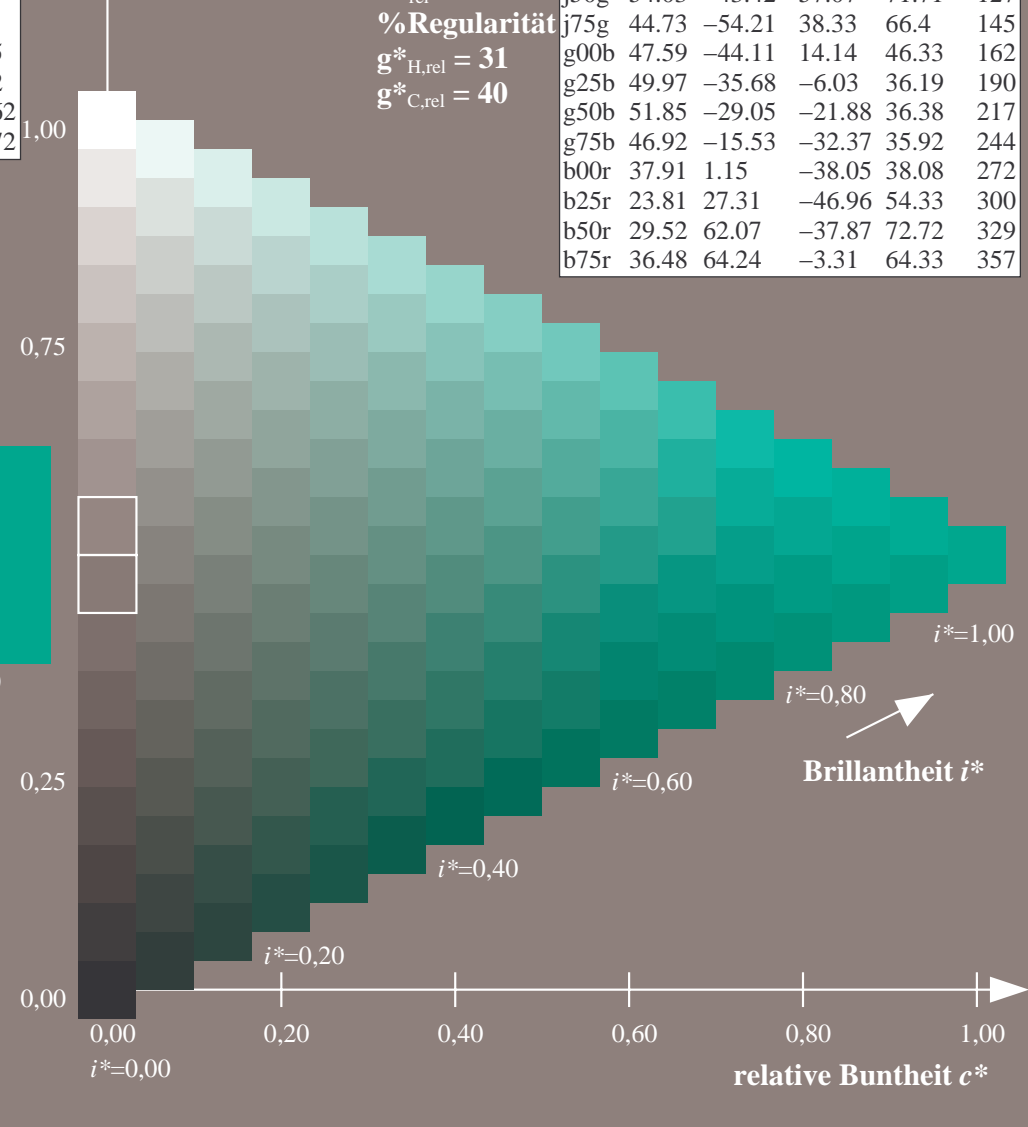
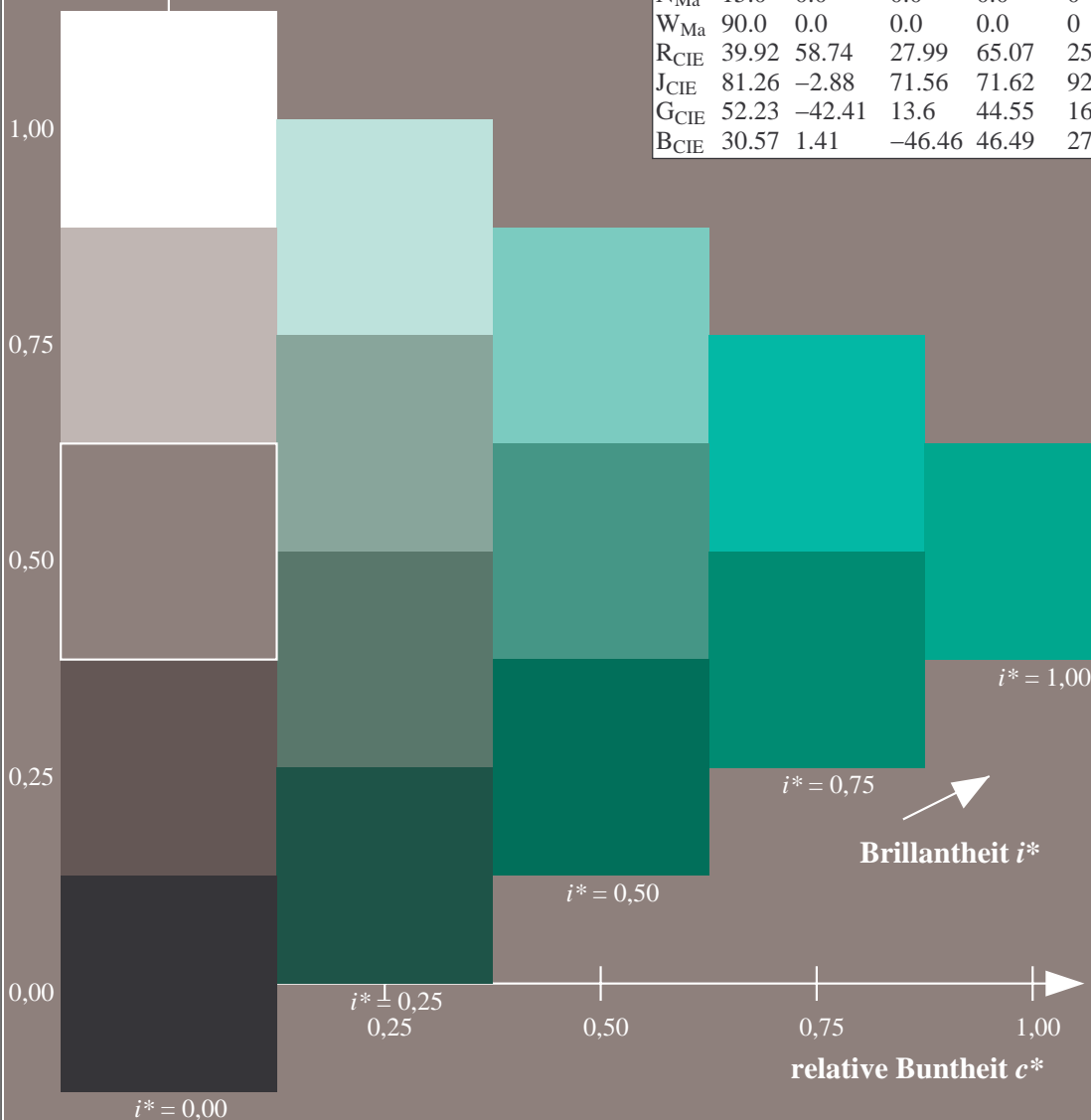
%Umfang

$u^*_{rel} = 88$

%Regularität

$g^*_{H,rel} = 31$

$g^*_{C,rel} = 40$



Daten für jede Farbe:

lab^*ch^* und lab^*icu^*

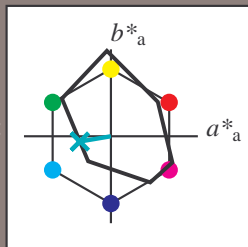
Elementar-Bunntext:

$u^* = g25b$

Kontrastreduzierungsfaktor:

$c_R = 0.9$

Dreiecks-Helligkeit t^*



FRS15_90aM; adaptierte CIELAB-Daten

	$L^*=L^*_a$	a^*_a	b^*_a	$C^*_{ab,a}$	$h^*_{ab,a}$
O _{Ma}	35.06	53.93	39.55	66.88	36
Y _{Ma}	83.77	-4.63	98.26	98.37	93
L _{Ma}	44.13	-56.32	43.36	71.09	142
C _{Ma}	52.66	-26.18	-28.74	38.89	228
V _{Ma}	14.15	45.22	-53.06	69.72	310
M _{Ma}	37.37	70.69	-30.1	76.83	337
N _{Ma}	15.0	0.0	0.0	0.0	0
W _{Ma}	90.0	0.0	0.0	0.0	0
R _{CIE}	39.92	58.74	27.99	65.07	25
J _{CIE}	81.26	-2.88	71.56	71.62	92
G _{CIE}	52.23	-42.41	13.6	44.55	162
B _{CIE}	30.57	1.41	-46.46	46.49	272

Daten für Maximalfarbe (Ma):

$LAB^*LAB^*Ma: 50 -35 -5$

$LAB^*LCH^*Ma: 50 36 190$

$lab^*rgb^*Ma: 0.0 1.0 0.5$

$lab^*olv^*Ma: 0.0 1.0 0.69$

FRS15_90aM; adaptierte CIELAB-Daten

	$L^*=L^*_a$	a^*_a	b^*_a	$C^*_{ab,a}$	$h^*_{ab,a}$
r00j	35.47	56.92	27.12	63.05	25
r25j	39.12	49.04	44.45	66.19	42
r50j	50.64	35.19	58.33	68.13	59
r75j	64.01	19.11	74.45	76.87	76
j00g	83.18	-3.93	97.56	97.64	92
j25g	66.73	-26.86	74.66	79.35	110
j50g	54.03	-43.42	57.07	71.71	127
j75g	44.73	-54.21	38.33	66.4	145
g00b	47.59	-44.11	14.14	46.33	162
g25b	49.97	-35.68	-6.03	36.19	190
g50b	51.85	-29.05	-21.88	36.38	217
g75b	46.92	-15.53	-32.37	35.92	244
b00r	37.91	1.15	-38.05	38.08	272
b25r	23.81	27.31	-46.96	54.33	300
b50r	29.52	62.07	-37.87	72.72	329
b75r	36.48	64.24	-3.31	64.33	357

Dreiecks-Helligkeit t^*

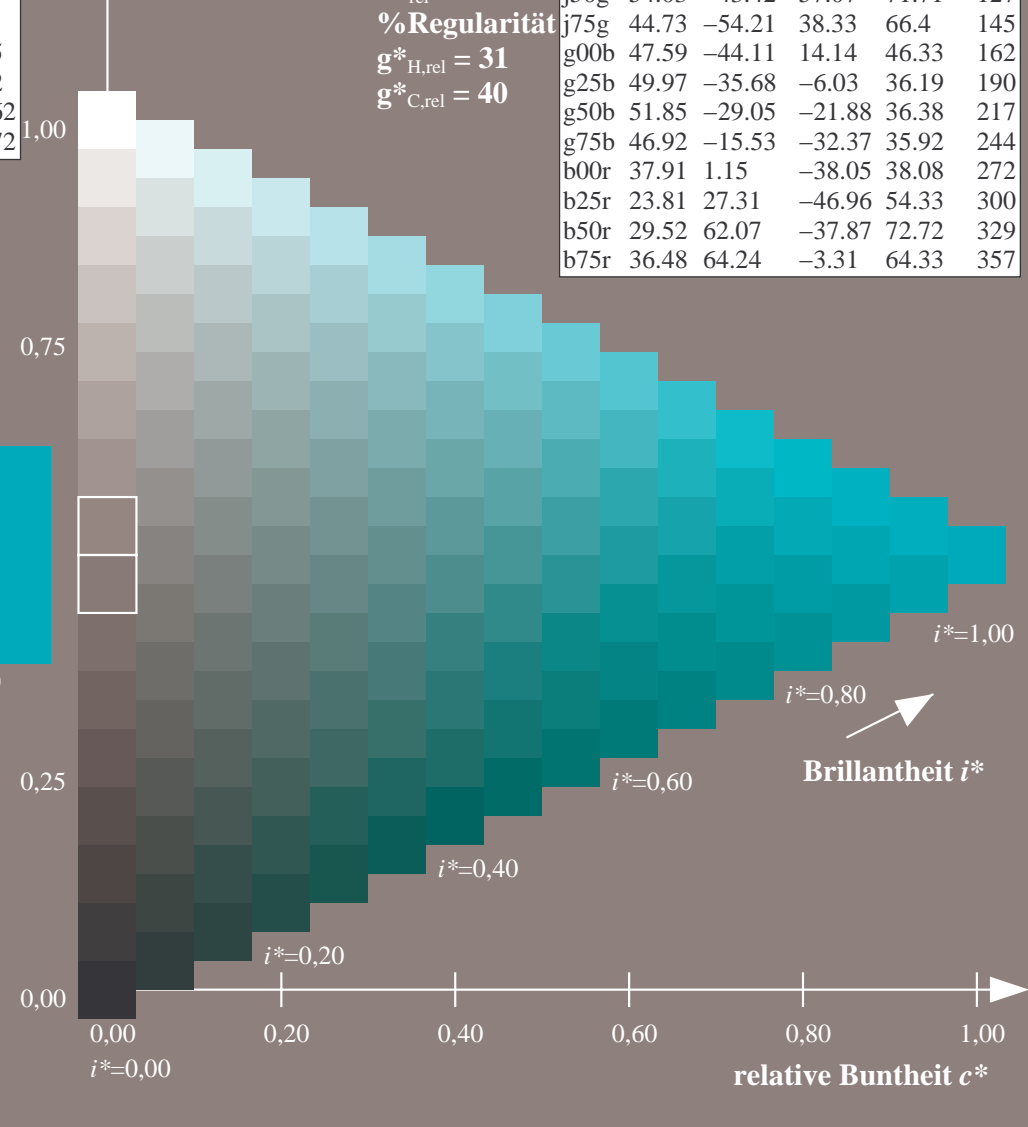
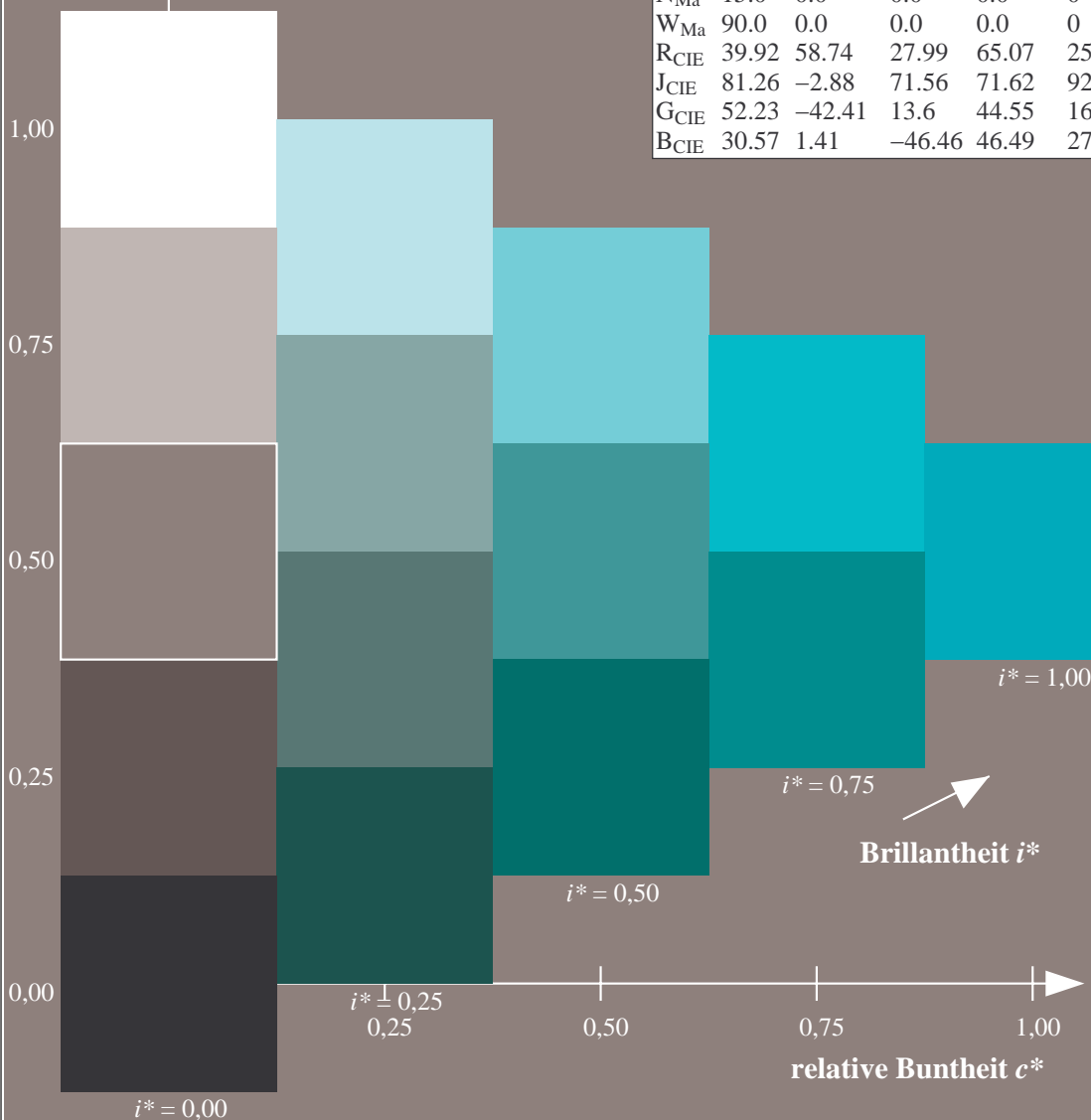
%Umfang

$u^*_{rel} = 88$

%Regularität

$g^*_{H,rel} = 31$

$g^*_{C,rel} = 40$



Daten für jede Farbe:

lab^*ch^* und lab^*icu^*

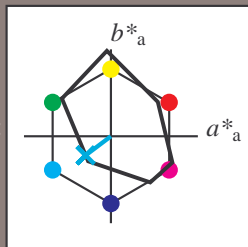
Elementar-Buntontext:

$u^* = g50b$

Kontrastreduzierungsfaktor:

$c_R = 0.9$

Dreiecks-Helligkeit t^*



FRS15_90aM; adaptierte CIELAB-Daten

	$L^*=L^*_a$	a^*_a	b^*_a	$C^*_{ab,a}$	$h^*_{ab,a}$
O _{Ma}	35.06	53.93	39.55	66.88	36
Y _{Ma}	83.77	-4.63	98.26	98.37	93
L _{Ma}	44.13	-56.32	43.36	71.09	142
C _{Ma}	52.66	-26.18	-28.74	38.89	228
V _{Ma}	14.15	45.22	-53.06	69.72	310
M _{Ma}	37.37	70.69	-30.1	76.83	337
N _{Ma}	15.0	0.0	0.0	0.0	0
W _{Ma}	90.0	0.0	0.0	0.0	0
R _{CIE}	39.92	58.74	27.99	65.07	25
J _{CIE}	81.26	-2.88	71.56	71.62	92
G _{CIE}	52.23	-42.41	13.6	44.55	162
B _{CIE}	30.57	1.41	-46.46	46.49	272

Daten für Maximalfarbe (Ma):

$LAB^*LAB^*_{Ma}$: 52 -28 -21

$LAB^*LCH^*_{Ma}$: 52 36 217

$lab^*rgb^*_{Ma}$: 0.0 1.0 1.0

$lab^*olv^*_{Ma}$: 0.0 1.0 0.9

FRS15_90aM; adaptierte CIELAB-Daten

	$L^*=L^*_a$	a^*_a	b^*_a	$C^*_{ab,a}$	$h^*_{ab,a}$
r00j	35.47	56.92	27.12	63.05	25
r25j	39.12	49.04	44.45	66.19	42
r50j	50.64	35.19	58.33	68.13	59
r75j	64.01	19.11	74.45	76.87	76
j00g	83.18	-3.93	97.56	97.64	92
j25g	66.73	-26.86	74.66	79.35	110
j50g	54.03	-43.42	57.07	71.71	127
j75g	44.73	-54.21	38.33	66.4	145
g00b	47.59	-44.11	14.14	46.33	162
g25b	49.97	-35.68	-6.03	36.19	190
g50b	51.85	-29.05	-21.88	36.38	217
g75b	46.92	-15.53	-32.37	35.92	244
b00r	37.91	1.15	-38.05	38.08	272
b25r	23.81	27.31	-46.96	54.33	300
b50r	29.52	62.07	-37.87	72.72	329
b75r	36.48	64.24	-3.31	64.33	357

Dreiecks-Helligkeit t^*

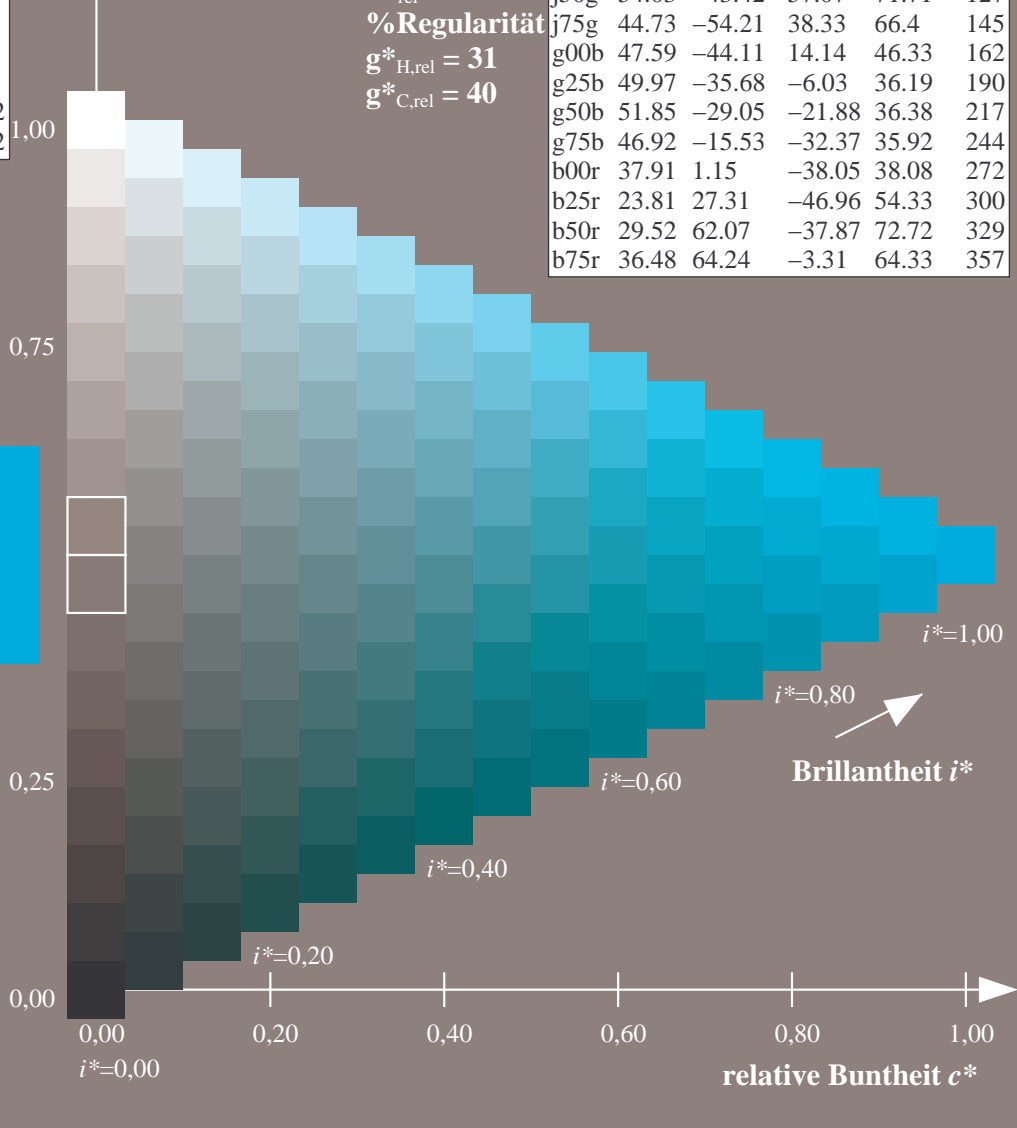
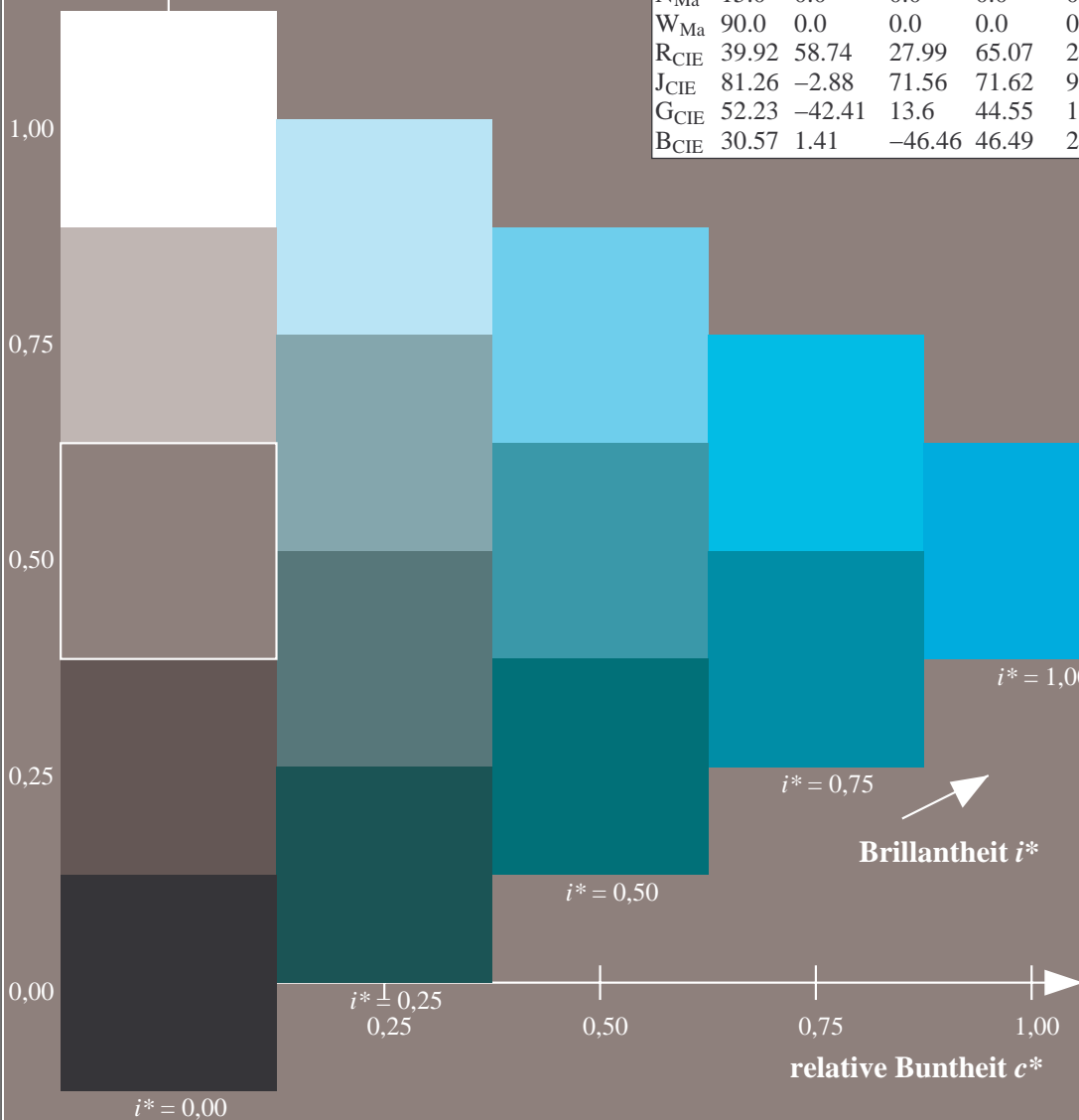
%Umfang

$u^*_{rel} = 88$

%Regularität

$g^*_{H,rel} = 31$

$g^*_{C,rel} = 40$



Ein und Ausgabe: Farbmetrisches Drucker-Reflektiv-System FRS15_90aM für relativen CIELAB-Bunnton $h^* = lab^*h^* = h_{ab}/360 = 244/360 = 0.679$ $u^* = g75b$

Daten für jede Farbe:

lab^*ch^* und lab^*icu^*

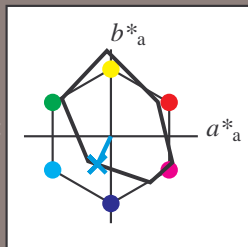
Elementar-Buntontext:

$u^* = g75b$

Kontrastreduzierungsfaktor:

$c_R = 0.9$

Dreiecks-Helligkeit t^*



FRS15_90aM; adaptierte CIELAB-Daten

	$L^*=L^*_a$	a^*_a	b^*_a	$C^*_{ab,a}$	$h^*_{ab,a}$
O _{Ma}	35.06	53.93	39.55	66.88	36
Y _{Ma}	83.77	-4.63	98.26	98.37	93
L _{Ma}	44.13	-56.32	43.36	71.09	142
C _{Ma}	52.66	-26.18	-28.74	38.89	228
V _{Ma}	14.15	45.22	-53.06	69.72	310
M _{Ma}	37.37	70.69	-30.1	76.83	337
N _{Ma}	15.0	0.0	0.0	0.0	0
W _{Ma}	90.0	0.0	0.0	0.0	0
R _{CIE}	39.92	58.74	27.99	65.07	25
J _{CIE}	81.26	-2.88	71.56	71.62	92
G _{CIE}	52.23	-42.41	13.6	44.55	162
B _{CIE}	30.57	1.41	-46.46	46.49	272

Daten für Maximalfarbe (Ma):

$LAB^*LAB^*_{Ma}$: 47 -15 -31

$LAB^*LCH^*_{Ma}$: 47 36 244

$lab^*rgb^*_{Ma}$: 0.0 0.5 1.0

$lab^*olv^*_{Ma}$: 0.0 0.85 1.0

FRS15_90aM; adaptierte CIELAB-Daten

	$L^*=L^*_a$	a^*_a	b^*_a	$C^*_{ab,a}$	$h^*_{ab,a}$
r00j	35.47	56.92	27.12	63.05	25
r25j	39.12	49.04	44.45	66.19	42
r50j	50.64	35.19	58.33	68.13	59
r75j	64.01	19.11	74.45	76.87	76
j00g	83.18	-3.93	97.56	97.64	92
j25g	66.73	-26.86	74.66	79.35	110
j50g	54.03	-43.42	57.07	71.71	127
j75g	44.73	-54.21	38.33	66.4	145
g00b	47.59	-44.11	14.14	46.33	162
g25b	49.97	-35.68	-6.03	36.19	190
g50b	51.85	-29.05	-21.88	36.38	217
g75b	46.92	-15.53	-32.37	35.92	244
b00r	37.91	1.15	-38.05	38.08	272
b25r	23.81	27.31	-46.96	54.33	300
b50r	29.52	62.07	-37.87	72.72	329
b75r	36.48	64.24	-3.31	64.33	357

Dreiecks-Helligkeit t^*

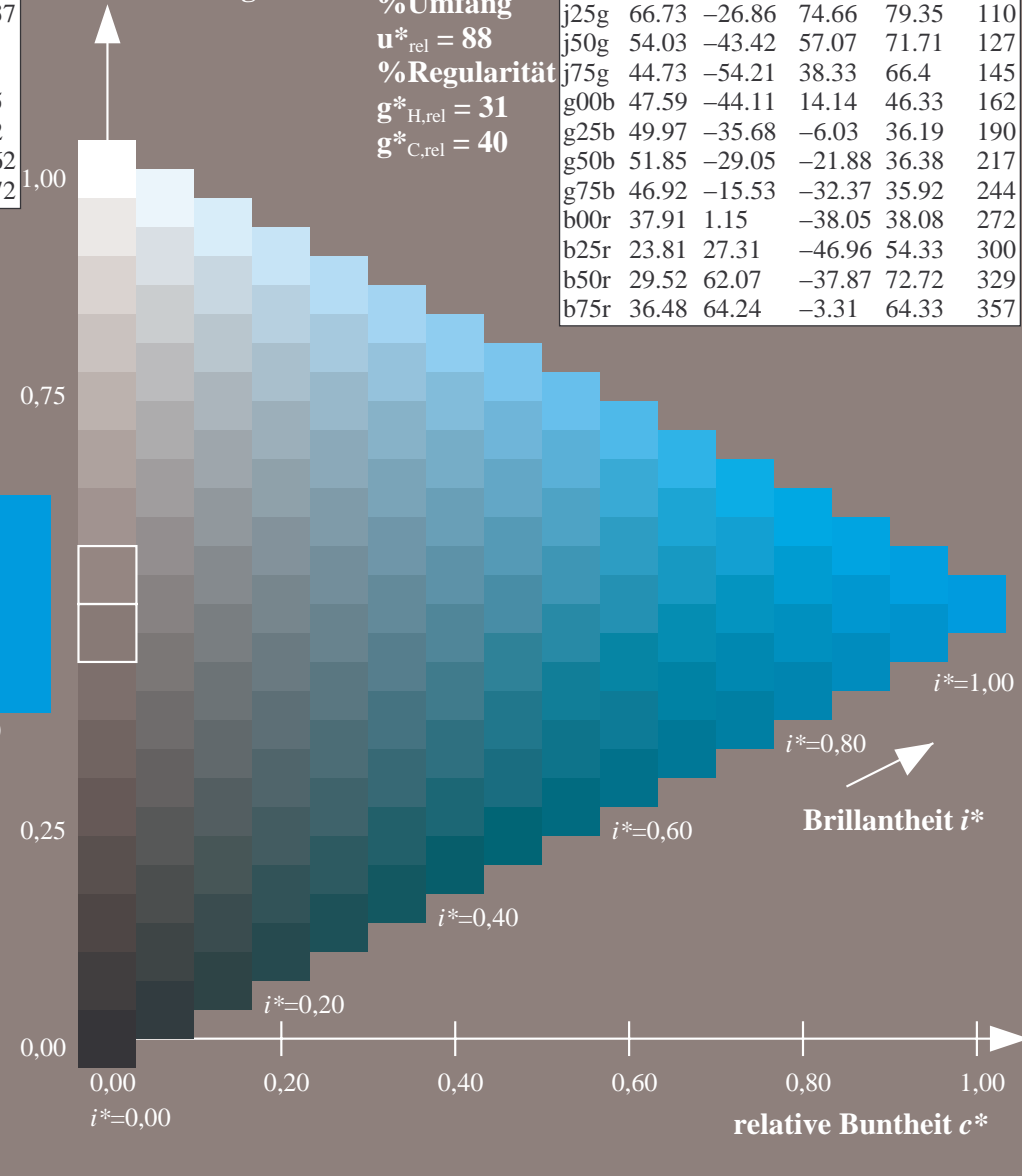
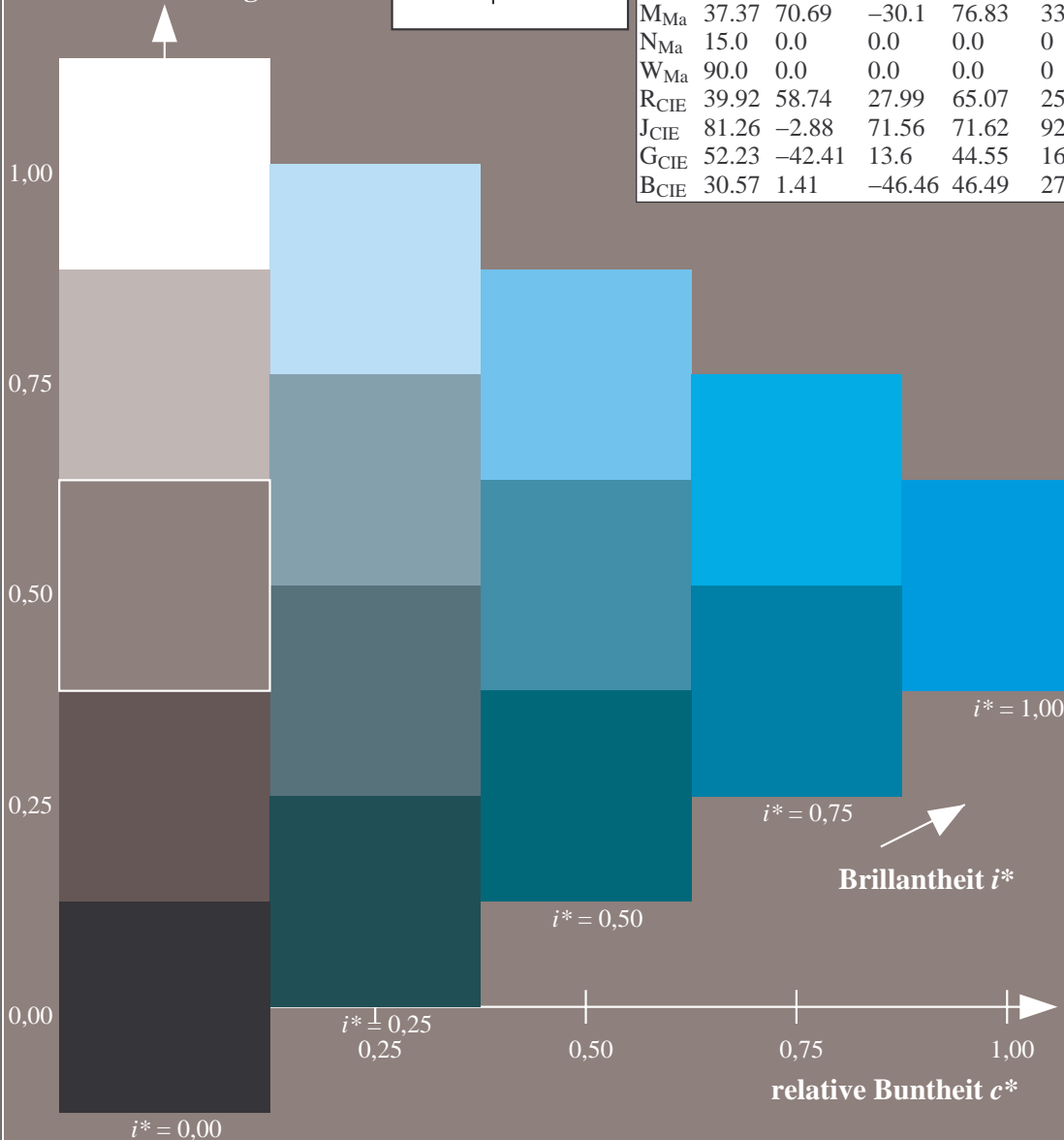
%Umfang

$u^*_{rel} = 88$

%Regularität

$g^*_{H,rel} = 31$

$g^*_{C,rel} = 40$



Daten für jede Farbe:

lab^*ch^* und lab^*icu^*

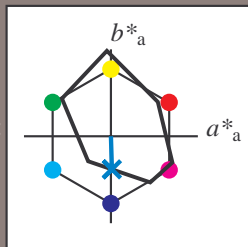
Elementar-Bunntext:

$u^* = b00r$

Kontrastreduzierungsfaktor:

$c_R = 0.9$

Dreiecks-Helligkeit t^*



FRS15_90aM; adaptierte CIELAB-Daten

	$L^*=L^*_a$	a^*_a	b^*_a	$C^*_{ab,a}$	$h^*_{ab,a}$
O _{Ma}	35.06	53.93	39.55	66.88	36
Y _{Ma}	83.77	-4.63	98.26	98.37	93
L _{Ma}	44.13	-56.32	43.36	71.09	142
C _{Ma}	52.66	-26.18	-28.74	38.89	228
V _{Ma}	14.15	45.22	-53.06	69.72	310
M _{Ma}	37.37	70.69	-30.1	76.83	337
N _{Ma}	15.0	0.0	0.0	0.0	0
W _{Ma}	90.0	0.0	0.0	0.0	0
R _{CIE}	39.92	58.74	27.99	65.07	25
J _{CIE}	81.26	-2.88	71.56	71.62	92
G _{CIE}	52.23	-42.41	13.6	44.55	162
B _{CIE}	30.57	1.41	-46.46	46.49	272

Daten für Maximalfarbe (Ma):

$LAB^*LAB^*_{Ma}$: 38 1 -37

$LAB^*LCH^*_{Ma}$: 38 38 272

$lab^*rgb^*_{Ma}$: 0.0 0.0 1.0

$lab^*olv^*_{Ma}$: 0.0 0.62 1.0

FRS15_90aM; adaptierte CIELAB-Daten

	$L^*=L^*_a$	a^*_a	b^*_a	$C^*_{ab,a}$	$h^*_{ab,a}$
r00j	35.47	56.92	27.12	63.05	25
r25j	39.12	49.04	44.45	66.19	42
r50j	50.64	35.19	58.33	68.13	59
r75j	64.01	19.11	74.45	76.87	76
j00g	83.18	-3.93	97.56	97.64	92
j25g	66.73	-26.86	74.66	79.35	110
j50g	54.03	-43.42	57.07	71.71	127
j75g	44.73	-54.21	38.33	66.4	145
g00b	47.59	-44.11	14.14	46.33	162
g25b	49.97	-35.68	-6.03	36.19	190
g50b	51.85	-29.05	-21.88	36.38	217
g75b	46.92	-15.53	-32.37	35.92	244
b00r	37.91	1.15	-38.05	38.08	272
b25r	23.81	27.31	-46.96	54.33	300
b50r	29.52	62.07	-37.87	72.72	329
b75r	36.48	64.24	-3.31	64.33	357

Dreiecks-Helligkeit t^*

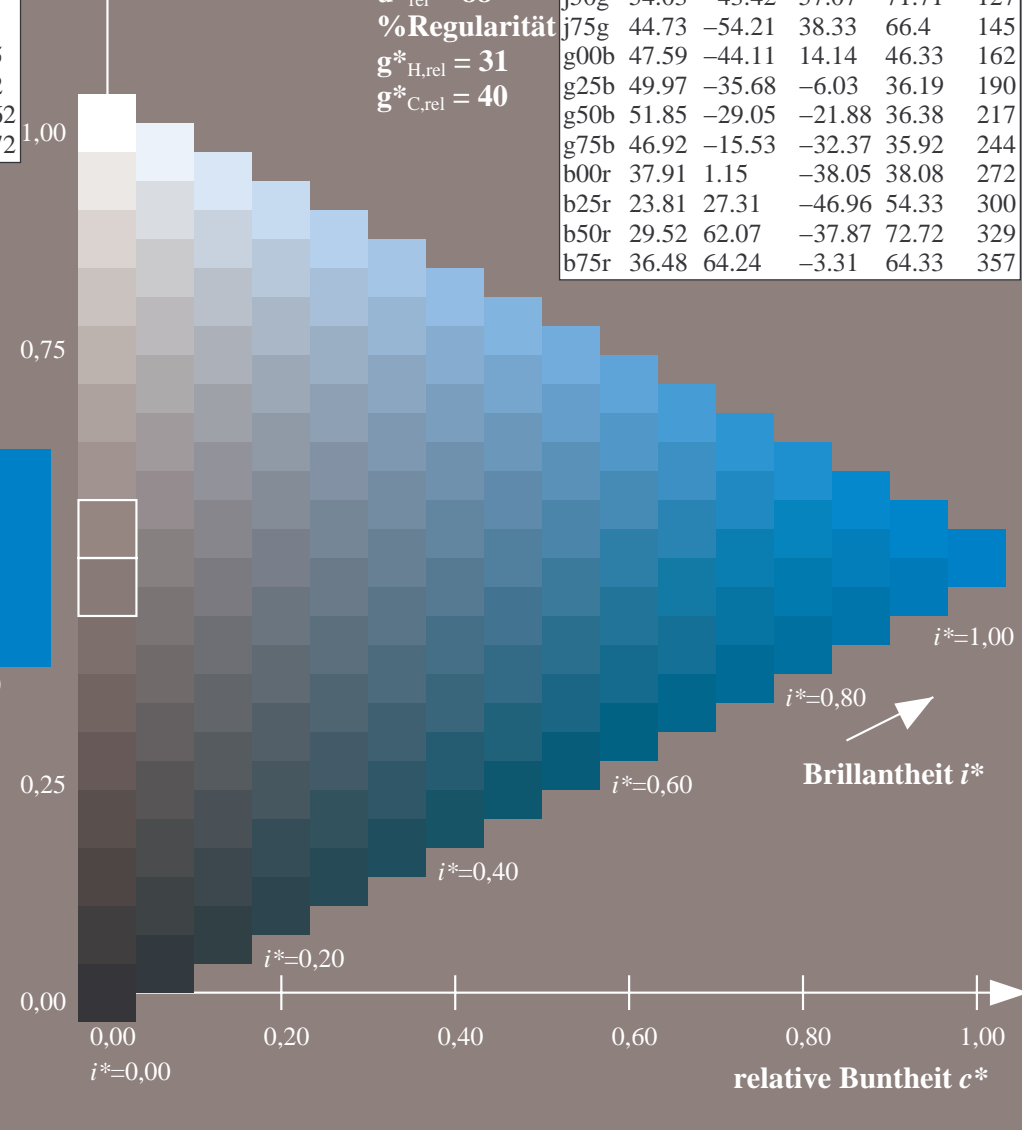
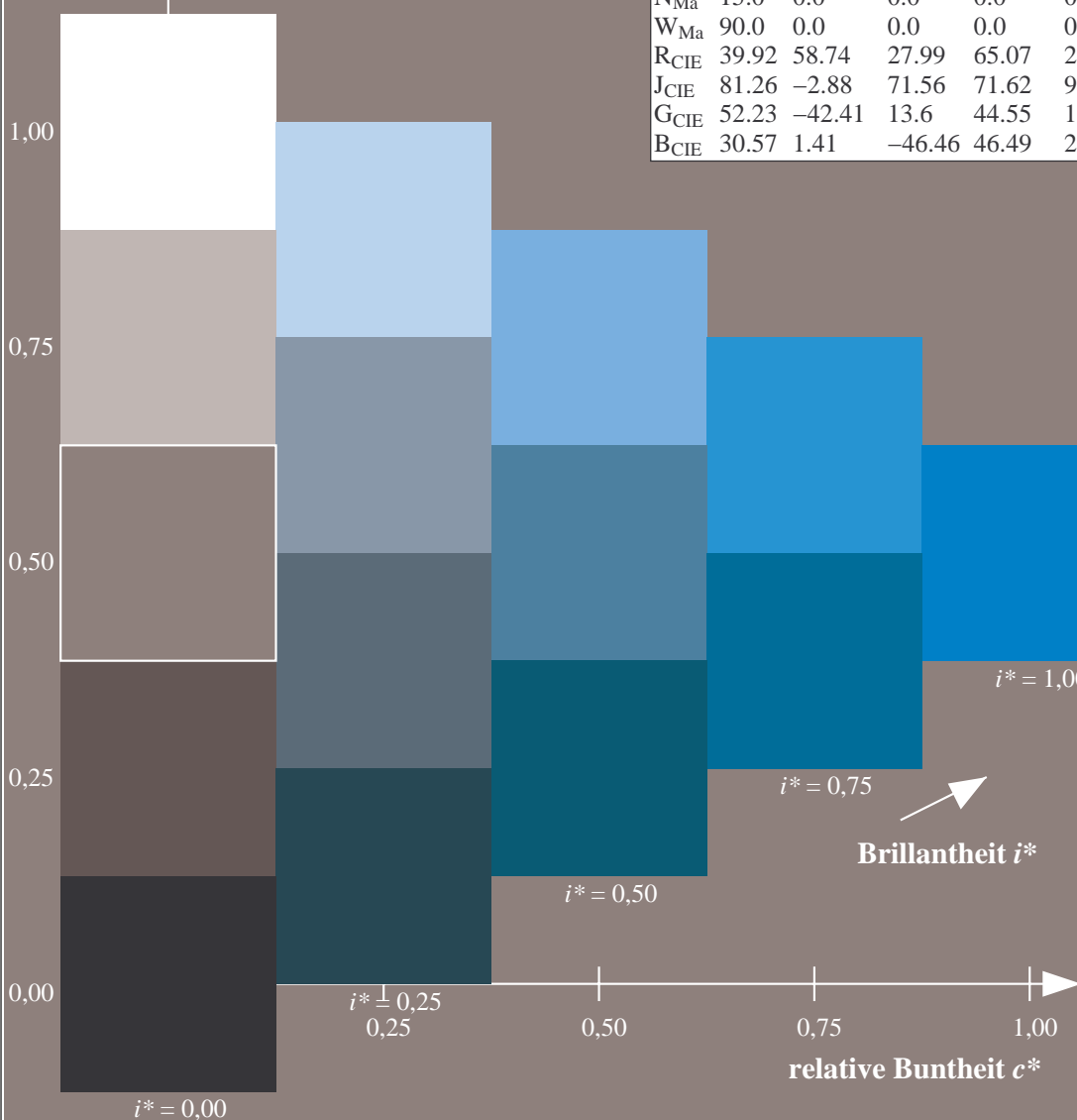
%Umfang

$u^*_{rel} = 88$

%Regularität

$g^*_{H,rel} = 31$

$g^*_{C,rel} = 40$



Daten für jede Farbe:

lab^*ch^* und lab^*icu^*

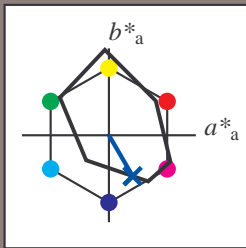
Elementar-Buntontext:

$u^* = b25r$

Kontrastreduzierungsfaktor:

$c_R = 0.9$

Dreiecks-Helligkeit t^*



FRS15_90aM; adaptierte CIELAB-Daten

	$L^*=L^*_a$	a^*_a	b^*_a	$C^*_{ab,a}$	$h^*_{ab,a}$
O _{Ma}	35.06	53.93	39.55	66.88	36
Y _{Ma}	83.77	-4.63	98.26	98.37	93
L _{Ma}	44.13	-56.32	43.36	71.09	142
C _{Ma}	52.66	-26.18	-28.74	38.89	228
V _{Ma}	14.15	45.22	-53.06	69.72	310
M _{Ma}	37.37	70.69	-30.1	76.83	337
N _{Ma}	15.0	0.0	0.0	0.0	0
W _{Ma}	90.0	0.0	0.0	0.0	0
R _{CIE}	39.92	58.74	27.99	65.07	25
J _{CIE}	81.26	-2.88	71.56	71.62	92
G _{CIE}	52.23	-42.41	13.6	44.55	162
B _{CIE}	30.57	1.41	-46.46	46.49	272

Daten für Maximalfarbe (Ma):

$LAB^*LAB^*_{Ma}$: 24 27 -46

$LAB^*LCH^*_{Ma}$: 24 54 300

$lab^*rgb^*_{Ma}$: 0.5 0.0 1.0

$lab^*olv^*_{Ma}$: 0.0 0.25 1.0

FRS15_90aM; adaptierte CIELAB-Daten

	$L^*=L^*_a$	a^*_a	b^*_a	$C^*_{ab,a}$	$h^*_{ab,a}$
r00j	35.47	56.92	27.12	63.05	25
r25j	39.12	49.04	44.45	66.19	42
r50j	50.64	35.19	58.33	68.13	59
r75j	64.01	19.11	74.45	76.87	76
j00g	83.18	-3.93	97.56	97.64	92
j25g	66.73	-26.86	74.66	79.35	110
j50g	54.03	-43.42	57.07	71.71	127
j75g	44.73	-54.21	38.33	66.4	145
g00b	47.59	-44.11	14.14	46.33	162
g25b	49.97	-35.68	-6.03	36.19	190
g50b	51.85	-29.05	-21.88	36.38	217
g75b	46.92	-15.53	-32.37	35.92	244
b00r	37.91	1.15	-38.05	38.08	272
b25r	23.81	27.31	-46.96	54.33	300
b50r	29.52	62.07	-37.87	72.72	329
b75r	36.48	64.24	-3.31	64.33	357

Dreiecks-Helligkeit t^*

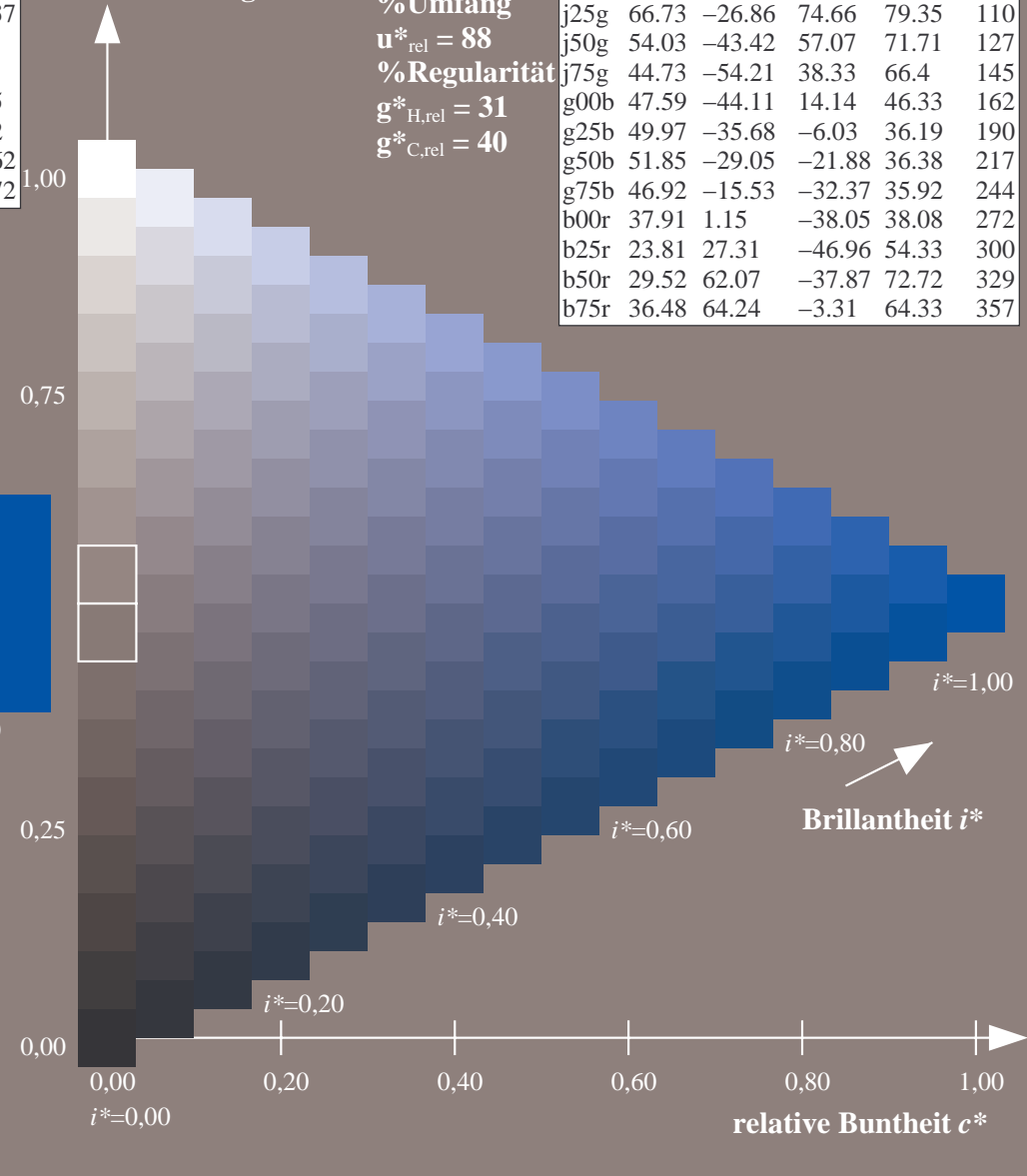
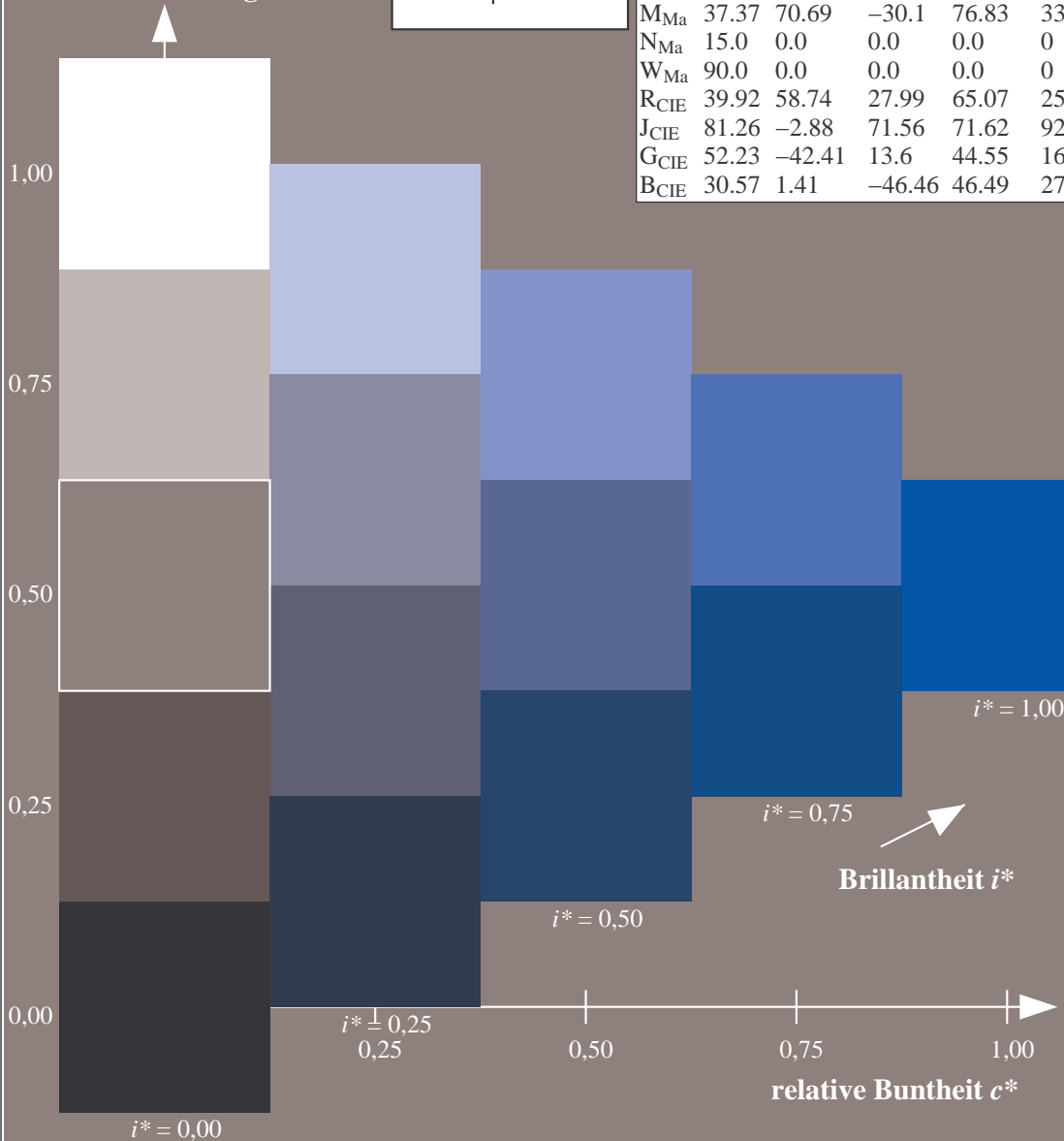
%Umfang

$u^*_{rel} = 88$

%Regularität

$g^*_{H,rel} = 31$

$g^*_{C,rel} = 40$



Daten für jede Farbe:

lab^*ch^* und lab^*icu^*

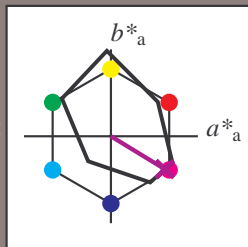
Elementar-Buntontext:

$u^* = b50r$

Kontrastreduzierungsfaktor:

$c_R = 0,9$

Dreiecks-Helligkeit t^*



FRS15_90aM; adaptierte CIELAB-Daten

	$L^*=L^*_a$	a^*_a	b^*_a	$C^*_{ab,a}$	$h^*_{ab,a}$
O _{Ma}	35.06	53.93	39.55	66.88	36
Y _{Ma}	83.77	-4.63	98.26	98.37	93
L _{Ma}	44.13	-56.32	43.36	71.09	142
C _{Ma}	52.66	-26.18	-28.74	38.89	228
V _{Ma}	14.15	45.22	-53.06	69.72	310
M _{Ma}	37.37	70.69	-30.1	76.83	337
N _{Ma}	15.0	0.0	0.0	0.0	0
W _{Ma}	90.0	0.0	0.0	0.0	0
R _{CIE}	39.92	58.74	27.99	65.07	25
J _{CIE}	81.26	-2.88	71.56	71.62	92
G _{CIE}	52.23	-42.41	13.6	44.55	162
B _{CIE}	30.57	1.41	-46.46	46.49	272

Daten für Maximalfarbe (Ma):

$LAB^*LAB^*_{Ma}$: 30 62 -37

$LAB^*LCH^*_{Ma}$: 30 73 329

$lab^*rgb^*_{Ma}$: 1.0 0.0 1.0

$lab^*olv^*_{Ma}$: 0.66 0.0 1.0

FRS15_90aM; adaptierte CIELAB-Daten

	$L^*=L^*_a$	a^*_a	b^*_a	$C^*_{ab,a}$	$h^*_{ab,a}$
r00j	35.47	56.92	27.12	63.05	25
r25j	39.12	49.04	44.45	66.19	42
r50j	50.64	35.19	58.33	68.13	59
r75j	64.01	19.11	74.45	76.87	76
j00g	83.18	-3.93	97.56	97.64	92
j25g	66.73	-26.86	74.66	79.35	110
j50g	54.03	-43.42	57.07	71.71	127
j75g	44.73	-54.21	38.33	66.4	145
g00b	47.59	-44.11	14.14	46.33	162
g25b	49.97	-35.68	-6.03	36.19	190
g50b	51.85	-29.05	-21.88	36.38	217
g75b	46.92	-15.53	-32.37	35.92	244
b00r	37.91	1.15	-38.05	38.08	272
b25r	23.81	27.31	-46.96	54.33	300
b50r	29.52	62.07	-37.87	72.72	329
b75r	36.48	64.24	-3.31	64.33	357

Dreiecks-Helligkeit t^*

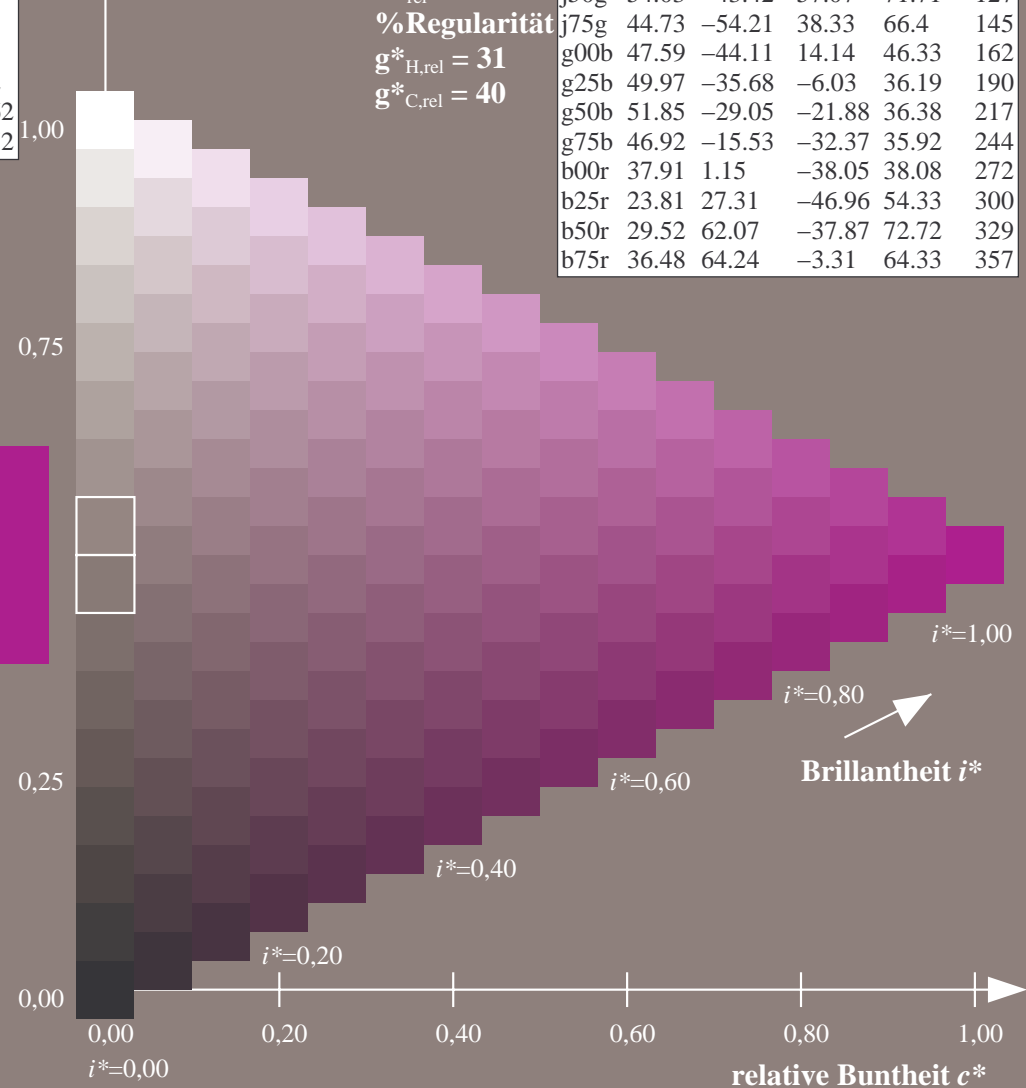
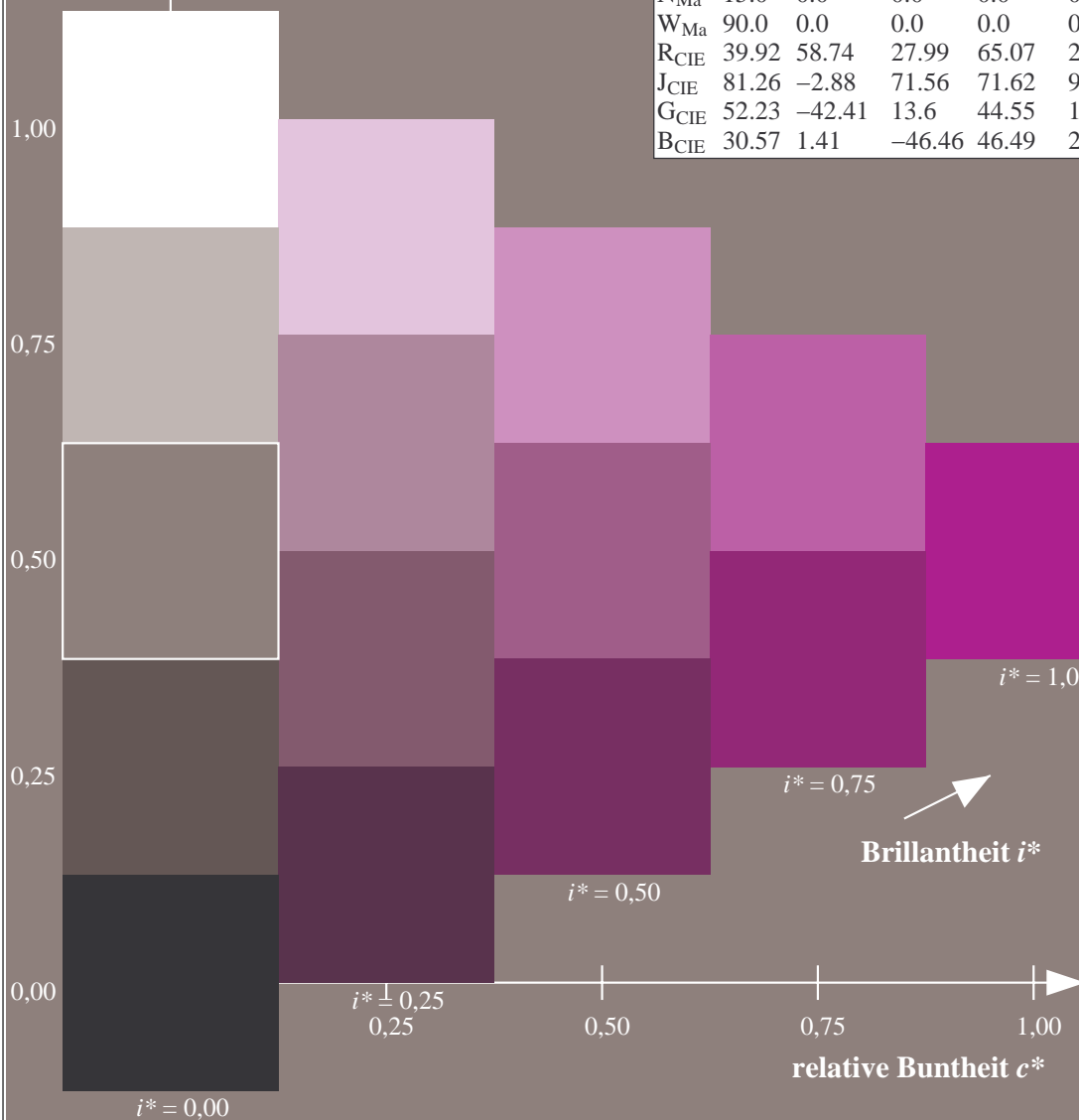
%Umfang

$u^*_{rel} = 88$

%Regularität

$g^*_{H,rel} = 31$

$g^*_{C,rel} = 40$



Daten für jede Farbe:

lab^*ch^* und lab^*icu^*

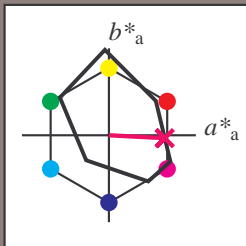
Elementar-Buntontext:

$u^* = b75r$

Kontrastreduzierungsfaktor:

$c_R = 0,9$

Dreiecks-Helligkeit t^*



FRS15_90aM; adaptierte CIELAB-Daten

	$L^*=L^*_a$	a^*_a	b^*_a	$C^*_{ab,a}$	$h^*_{ab,a}$
O _{Ma}	35.06	53.93	39.55	66.88	36
Y _{Ma}	83.77	-4.63	98.26	98.37	93
L _{Ma}	44.13	-56.32	43.36	71.09	142
C _{Ma}	52.66	-26.18	-28.74	38.89	228
V _{Ma}	14.15	45.22	-53.06	69.72	310
M _{Ma}	37.37	70.69	-30.1	76.83	337
N _{Ma}	15.0	0.0	0.0	0.0	0
W _{Ma}	90.0	0.0	0.0	0.0	0
R _{CIE}	39.92	58.74	27.99	65.07	25
J _{CIE}	81.26	-2.88	71.56	71.62	92
G _{CIE}	52.23	-42.41	13.6	44.55	162
B _{CIE}	30.57	1.41	-46.46	46.49	272

Daten für Maximalfarbe (Ma):

$LAB^*LAB^*Ma: 36\ 64\ -2$

$LAB^*LCH^*Ma: 36\ 64\ 357$

$lab^*rgb^*Ma: 1.0\ 0.0\ 0.5$

$lab^*olv^*Ma: 1.0\ 0.0\ 0.62$

FRS15_90aM; adaptierte CIELAB-Daten

	$L^*=L^*_a$	a^*_a	b^*_a	$C^*_{ab,a}$	$h^*_{ab,a}$
r00j	35.47	56.92	27.12	63.05	25
r25j	39.12	49.04	44.45	66.19	42
r50j	50.64	35.19	58.33	68.13	59
r75j	64.01	19.11	74.45	76.87	76
j00g	83.18	-3.93	97.56	97.64	92
j25g	66.73	-26.86	74.66	79.35	110
j50g	54.03	-43.42	57.07	71.71	127
j75g	44.73	-54.21	38.33	66.4	145
g00b	47.59	-44.11	14.14	46.33	162
g25b	49.97	-35.68	-6.03	36.19	190
g50b	51.85	-29.05	-21.88	36.38	217
g75b	46.92	-15.53	-32.37	35.92	244
b00r	37.91	1.15	-38.05	38.08	272
b25r	23.81	27.31	-46.96	54.33	300
b50r	29.52	62.07	-37.87	72.72	329
b75r	36.48	64.24	-3.31	64.33	357

Dreiecks-Helligkeit t^*

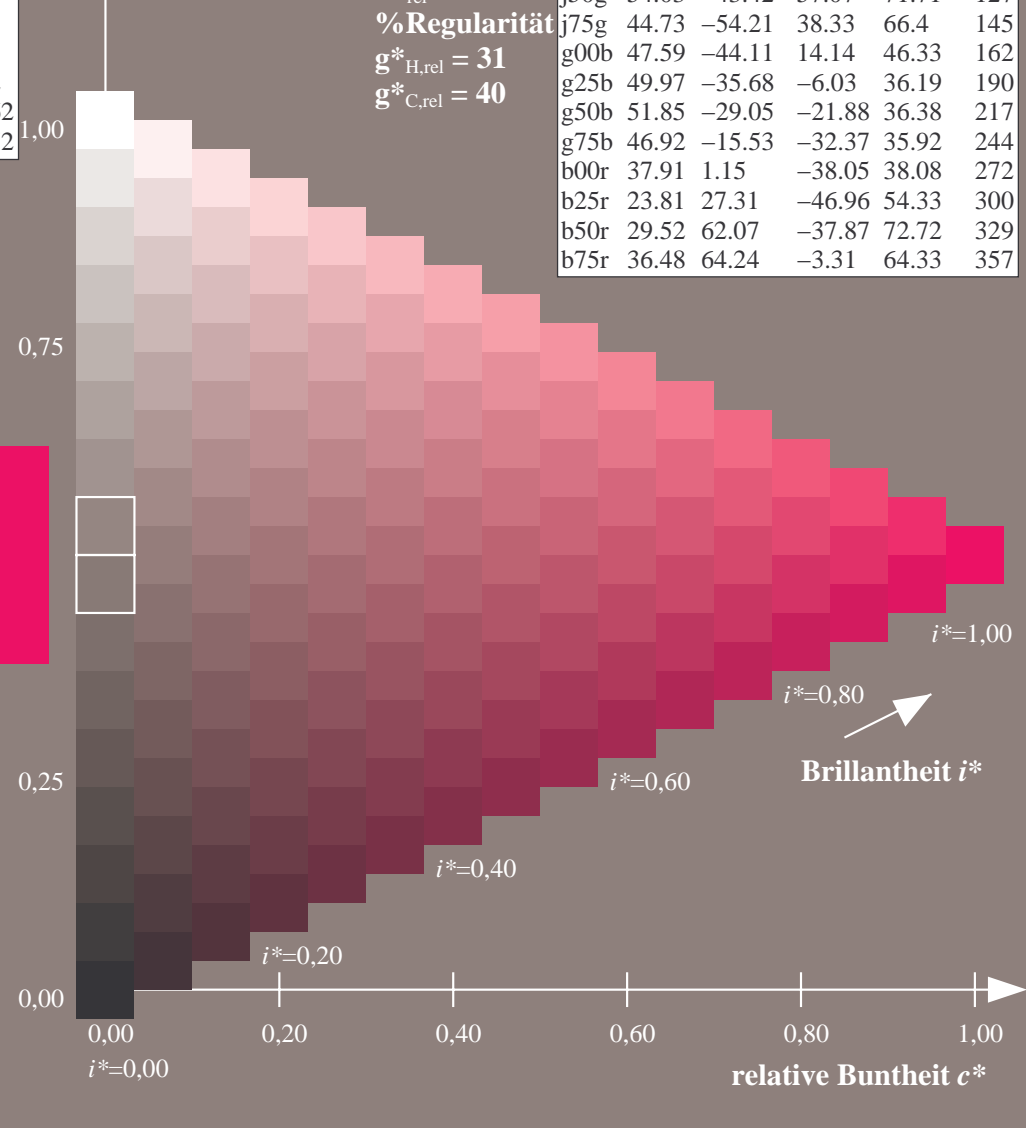
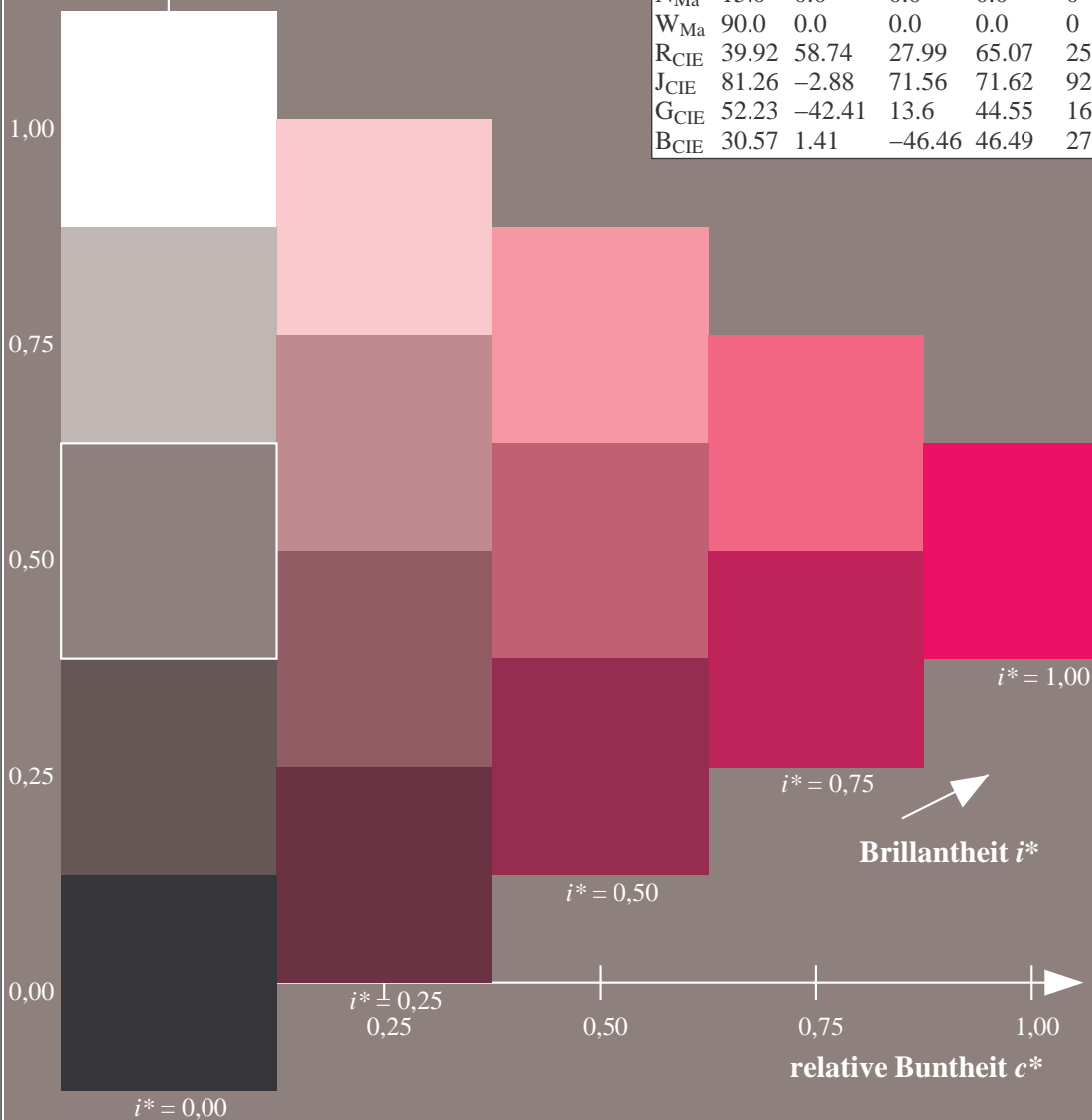
%Umfang

$u^*_{rel} = 88$

%Regularität

$g^*_{H,rel} = 31$

$g^*_{C,rel} = 40$



Ein und Ausgabe:
Farbmetrisches Drucker-Reflektiv-System FRS15_90aM

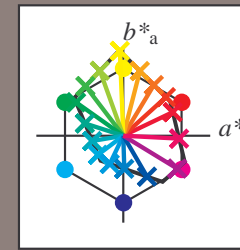
Daten für jede Farbe:
lab^{tch*}* und *lab*^{icu*}*

Elementar-Bunntext:
*u** = 16 Bunttöne *r00j*, *r25j*, ..., *b75r*

Kontrastreduzierungsfaktor:
c_R = 0.9

FRS15_90aM; adaptierte CIELAB-Daten

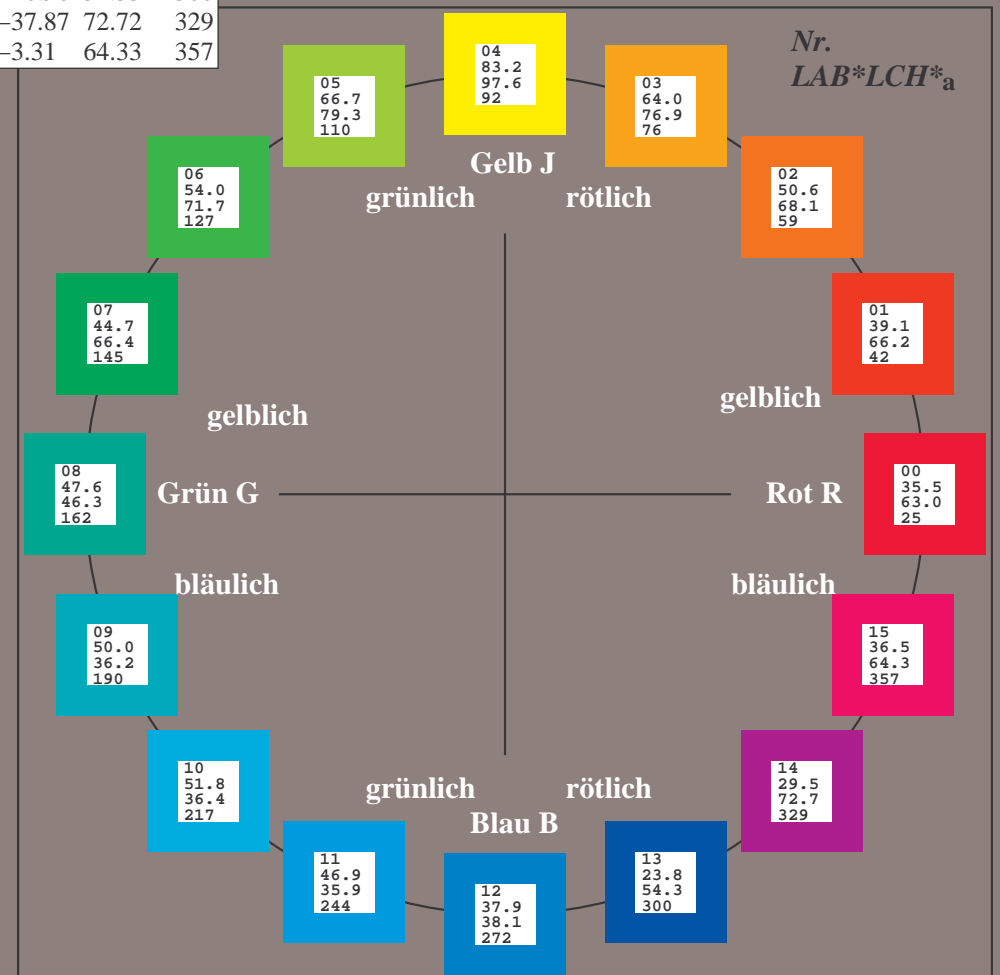
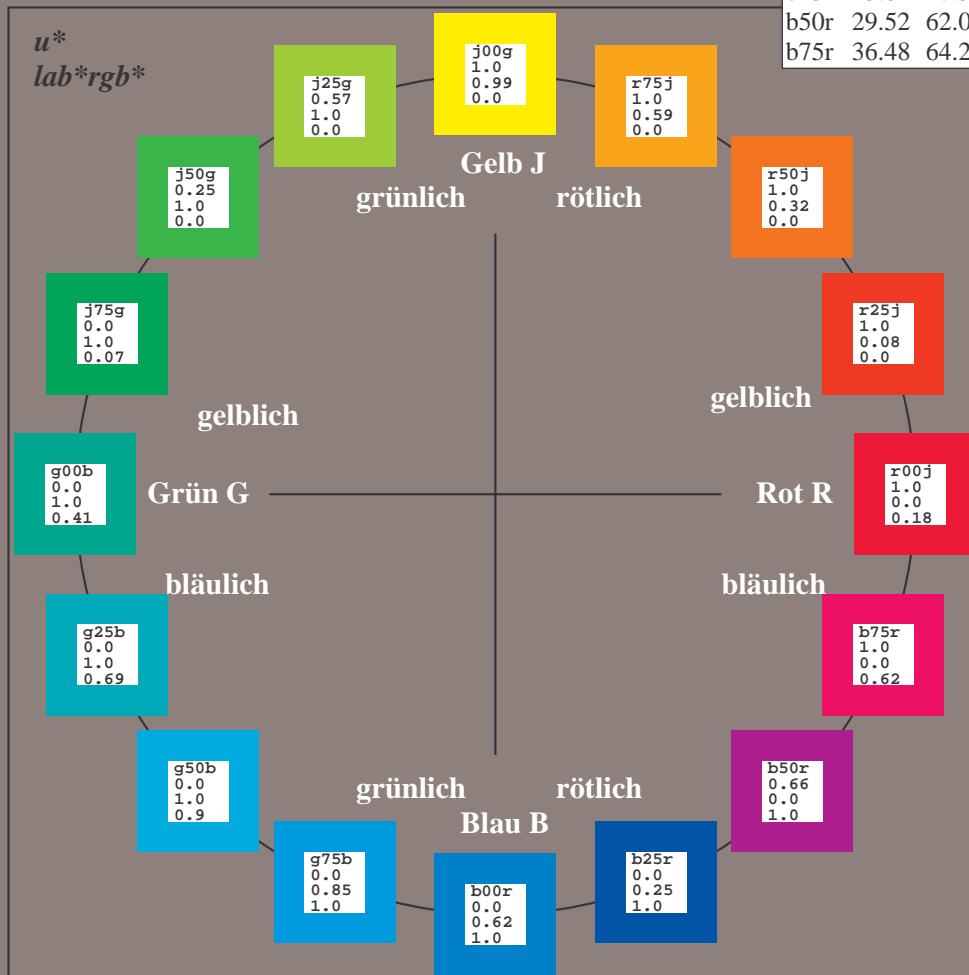
	<i>L* = L*_a</i>	<i>a*_a</i>	<i>b*_a</i>	<i>C*_{ab,a}</i>	<i>h*_{ab,a}</i>
r00j	35.47	56.92	27.12	63.05	25
r25j	39.12	49.04	44.45	66.19	42
r50j	50.64	35.19	58.33	68.13	59
r75j	64.01	19.11	74.45	76.87	76
j00g	83.18	-3.93	97.56	97.64	92
j25g	66.73	-26.86	74.66	79.35	110
j50g	54.03	-43.42	57.07	71.71	127
j75g	44.73	-54.21	38.33	66.4	145
g00b	47.59	-44.11	14.14	46.33	162
g25b	49.97	-35.68	-6.03	36.19	190
g50b	51.85	-29.05	-21.88	36.38	217
g75b	46.92	-15.53	-32.37	35.92	244
b00r	37.91	1.15	-38.05	38.08	272
b25r	23.81	27.31	-46.96	54.33	300
b50r	29.52	62.07	-37.87	72.72	329
b75r	36.48	64.24	-3.31	64.33	357



%Umfang
*u*_{rel}* = 88
%Regularität
*g*_{H,rel}* = 31
*g*_{C,rel}* = 40

FRS15_90aM; adaptierte CIELAB-Daten

	<i>L* = L*_a</i>	<i>a*_a</i>	<i>b*_a</i>	<i>C*_{ab,a}</i>	<i>h*_{ab,a}</i>
O _{Ma}	35.06	53.93	39.55	66.88	36
Y _{Ma}	83.77	-4.63	98.26	98.37	93
L _{Ma}	44.13	-56.32	43.36	71.09	142
C _{Ma}	52.66	-26.18	-28.74	38.89	228
V _{Ma}	14.15	45.22	-53.06	69.72	310
M _{Ma}	37.37	70.69	-30.1	76.83	337
N _{Ma}	15.0	0.0	0.0	0.0	0
W _{Ma}	90.0	0.0	0.0	0.0	0
R _{CIE}	39.92	58.74	27.99	65.07	25
J _{CIE}	81.26	-2.88	71.56	71.62	92
G _{CIE}	52.23	-42.41	13.6	44.55	162
B _{CIE}	30.57	1.41	-46.46	46.49	272



Daten für jede Farbe:

lab^*ch^* und lab^*icu^*

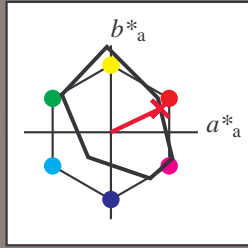
Elementar-Bunntext:

$u^* = r00j$

Kontrastreduzierungsfaktor:

$c_R = 0.9$

Dreiecks-Helligkeit t^*



FRS15_90aM; adaptierte CIELAB-Daten

	$L^*=L^*_a$	a^*_a	b^*_a	$C^*_{ab,a}$	$h^*_{ab,a}$
O _{Ma}	35.06	53.93	39.55	66.88	36
Y _{Ma}	83.77	-4.63	98.26	98.37	93
L _{Ma}	44.13	-56.32	43.36	71.09	142
C _{Ma}	52.66	-26.18	-28.74	38.89	228
V _{Ma}	14.15	45.22	-53.06	69.72	310
M _{Ma}	37.37	70.69	-30.1	76.83	337
N _{Ma}	15.0	0.0	0.0	0.0	0
W _{Ma}	90.0	0.0	0.0	0.0	0
R _{CIE}	39.92	58.74	27.99	65.07	25
J _{CIE}	81.26	-2.88	71.56	71.62	92
G _{CIE}	52.23	-42.41	13.6	44.55	162
B _{CIE}	30.57	1.41	-46.46	46.49	272

Daten für Maximalfarbe (Ma):

$LAB^*LAB^*_{Ma}$: 35 57 27

$LAB^*LCH^*_{Ma}$: 35 63 25

$lab^*rgb^*_{Ma}$: 1.0 0.0 0.0

$lab^*olv^*_{Ma}$: 1.0 0.0 0.18

FRS15_90aM; adaptierte CIELAB-Daten

	$L^*=L^*_a$	a^*_a	b^*_a	$C^*_{ab,a}$	$h^*_{ab,a}$
r00j	35.47	56.92	27.12	63.05	25
r25j	39.12	49.04	44.45	66.19	42
r50j	50.64	35.19	58.33	68.13	59
r75j	64.01	19.11	74.45	76.87	76
j00g	83.18	-3.93	97.56	97.64	92
j25g	66.73	-26.86	74.66	79.35	110
j50g	54.03	-43.42	57.07	71.71	127
j75g	44.73	-54.21	38.33	66.4	145
g00b	47.59	-44.11	14.14	46.33	162
g25b	49.97	-35.68	-6.03	36.19	190
g50b	51.85	-29.05	-21.88	36.38	217
g75b	46.92	-15.53	-32.37	35.92	244
b00r	37.91	1.15	-38.05	38.08	272
b25r	23.81	27.31	-46.96	54.33	300
b50r	29.52	62.07	-37.87	72.72	329
b75r	36.48	64.24	-3.31	64.33	357

Dreiecks-Helligkeit t^*

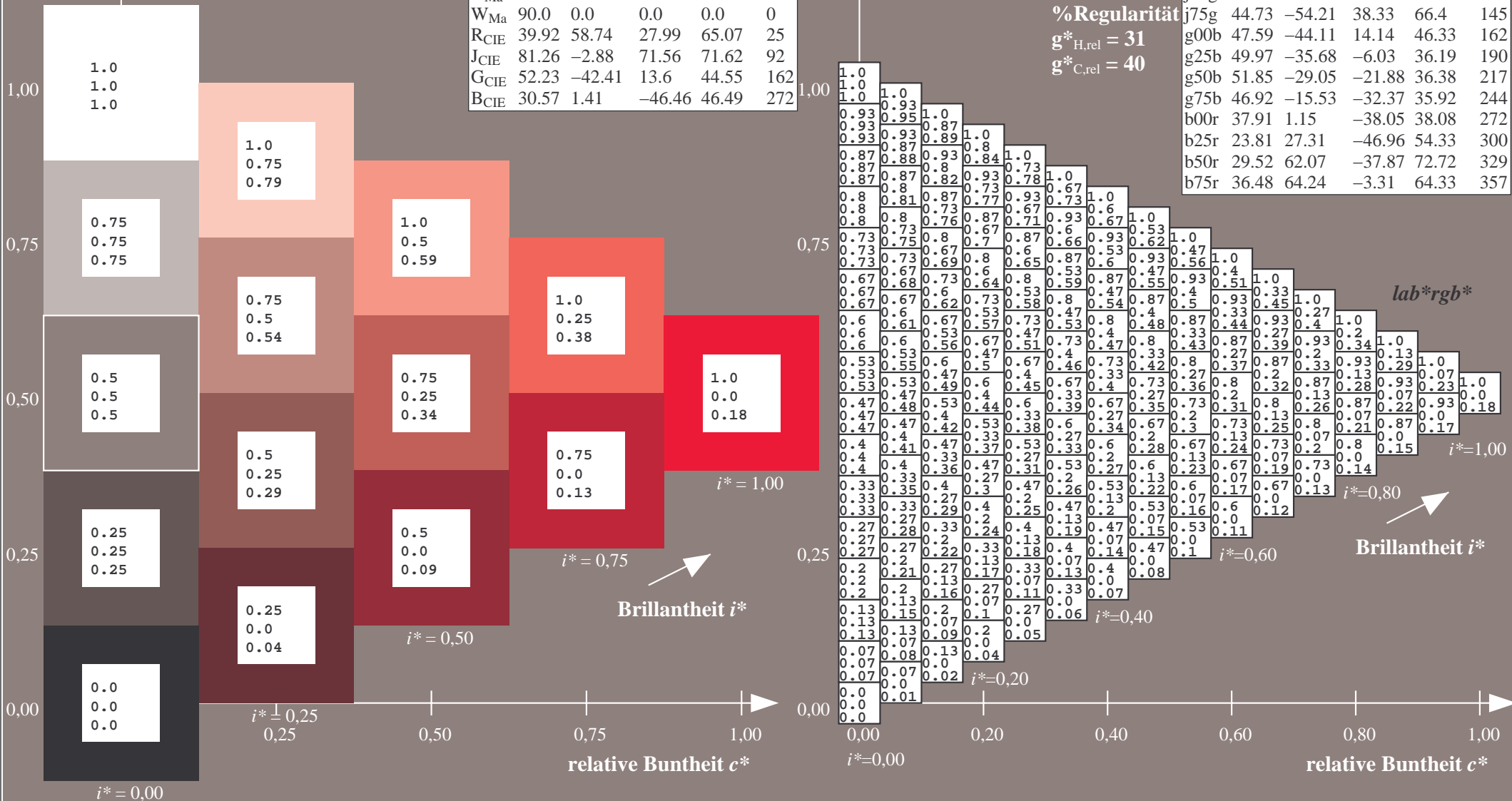
%Umfang

$u^*_{rel} = 88$

%Regularität

$g^*_{H,rel} = 31$

$g^*_{C,rel} = 40$



Daten für jede Farbe:

lab^*ch^* und lab^*icu^*

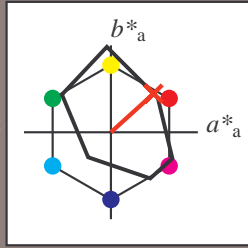
Elementar-Buntontext:

$u^* = r25j$

Kontrastreduzierungsfaktor:

$c_R = 0.9$

Dreiecks-Helligkeit t^*



FRS15_90aM; adaptierte CIELAB-Daten

	$L^*=L^*_a$	a^*_a	b^*_a	$C^*_{ab,a}$	$h^*_{ab,a}$
O _{Ma}	35.06	53.93	39.55	66.88	36
Y _{Ma}	83.77	-4.63	98.26	98.37	93
L _{Ma}	44.13	-56.32	43.36	71.09	142
C _{Ma}	52.66	-26.18	-28.74	38.89	228
V _{Ma}	14.15	45.22	-53.06	69.72	310
M _{Ma}	37.37	70.69	-30.1	76.83	337
N _{Ma}	15.0	0.0	0.0	0.0	0
W _{Ma}	90.0	0.0	0.0	0.0	0
R _{CIE}	39.92	58.74	27.99	65.07	25
J _{CIE}	81.26	-2.88	71.56	71.62	92
G _{CIE}	52.23	-42.41	13.6	44.55	162
B _{CIE}	30.57	1.41	-46.46	46.49	272

Daten für Maximalfarbe (Ma):

$LAB^*LAB^*_Ma$: 39 49 44

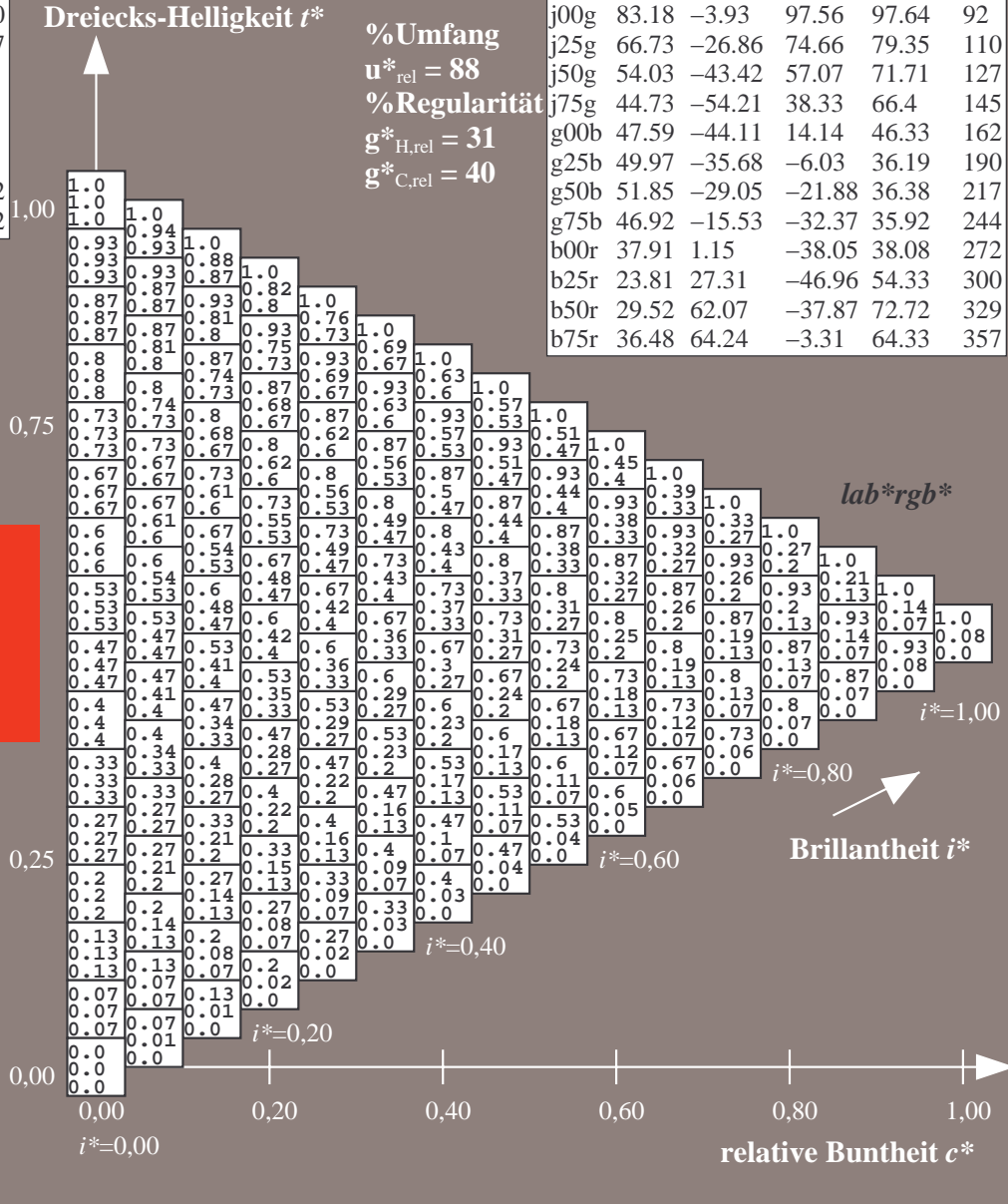
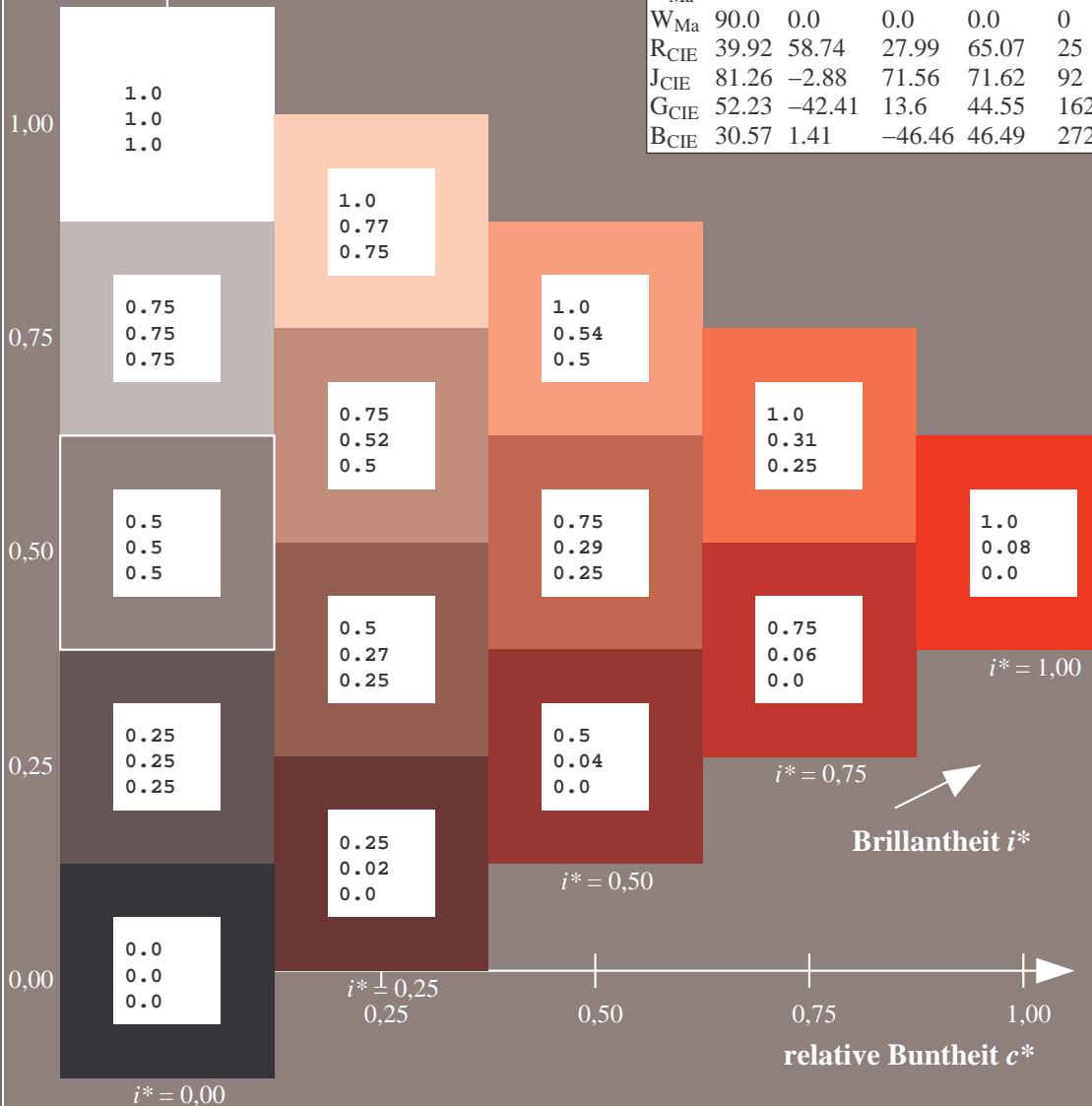
$LAB^*LCH^*_Ma$: 39 66 42

$lab^*rgb^*_Ma$: 1.0 0.25 0.0

$lab^*olv^*_Ma$: 1.0 0.08 0.0

FRS15_90aM; adaptierte CIELAB-Daten

	$L^*=L^*_a$	a^*_a	b^*_a	$C^*_{ab,a}$	$h^*_{ab,a}$
r00j	35.47	56.92	27.12	63.05	25
r25j	39.12	49.04	44.45	66.19	42
r50j	50.64	35.19	58.33	68.13	59
r75j	64.01	19.11	74.45	76.87	76
j00g	83.18	-3.93	97.56	97.64	92
j25g	66.73	-26.86	74.66	79.35	110
j50g	54.03	-43.42	57.07	71.71	127
j75g	44.73	-54.21	38.33	66.4	145
g00b	47.59	-44.11	14.14	46.33	162
g25b	49.97	-35.68	-6.03	36.19	190
g50b	51.85	-29.05	-21.88	36.38	217
g75b	46.92	-15.53	-32.37	35.92	244
b00r	37.91	1.15	-38.05	38.08	272
b25r	23.81	27.31	-46.96	54.33	300
b50r	29.52	62.07	-37.87	72.72	329
b75r	36.48	64.24	-3.31	64.33	357



%Umfang
 $u^*_{rel} = 88$
 %Regularität
 $g^*_{H,rel} = 31$
 $g^*_{C,rel} = 40$

Daten für jede Farbe:

lab^*ch^* und lab^*icu^*

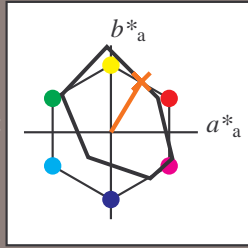
Elementar-Buntontext:

$u^* = r50j$

Kontrastreduzierungsfaktor:

$c_R = 0.9$

Dreiecks-Helligkeit t^*



FRS15_90aM; adaptierte CIELAB-Daten

	$L^*=L^*_a$	a^*_a	b^*_a	$C^*_{ab,a}$	$h^*_{ab,a}$
O _{Ma}	35.06	53.93	39.55	66.88	36
Y _{Ma}	83.77	-4.63	98.26	98.37	93
L _{Ma}	44.13	-56.32	43.36	71.09	142
C _{Ma}	52.66	-26.18	-28.74	38.89	228
V _{Ma}	14.15	45.22	-53.06	69.72	310
M _{Ma}	37.37	70.69	-30.1	76.83	337
N _{Ma}	15.0	0.0	0.0	0.0	0
W _{Ma}	90.0	0.0	0.0	0.0	0
R _{CIE}	39.92	58.74	27.99	65.07	25
J _{CIE}	81.26	-2.88	71.56	71.62	92
G _{CIE}	52.23	-42.41	13.6	44.55	162
B _{CIE}	30.57	1.41	-46.46	46.49	272

Daten für Maximalfarbe (Ma):

LAB^*LAB^*Ma : 51 35 58

LAB^*LCH^*Ma : 51 68 59

lab^*rgb^*Ma : 1.0 0.5 0.0

lab^*olv^*Ma : 1.0 0.32 0.0

Dreiecks-Helligkeit t^*

%Umfang

$u^*_{rel} = 88$

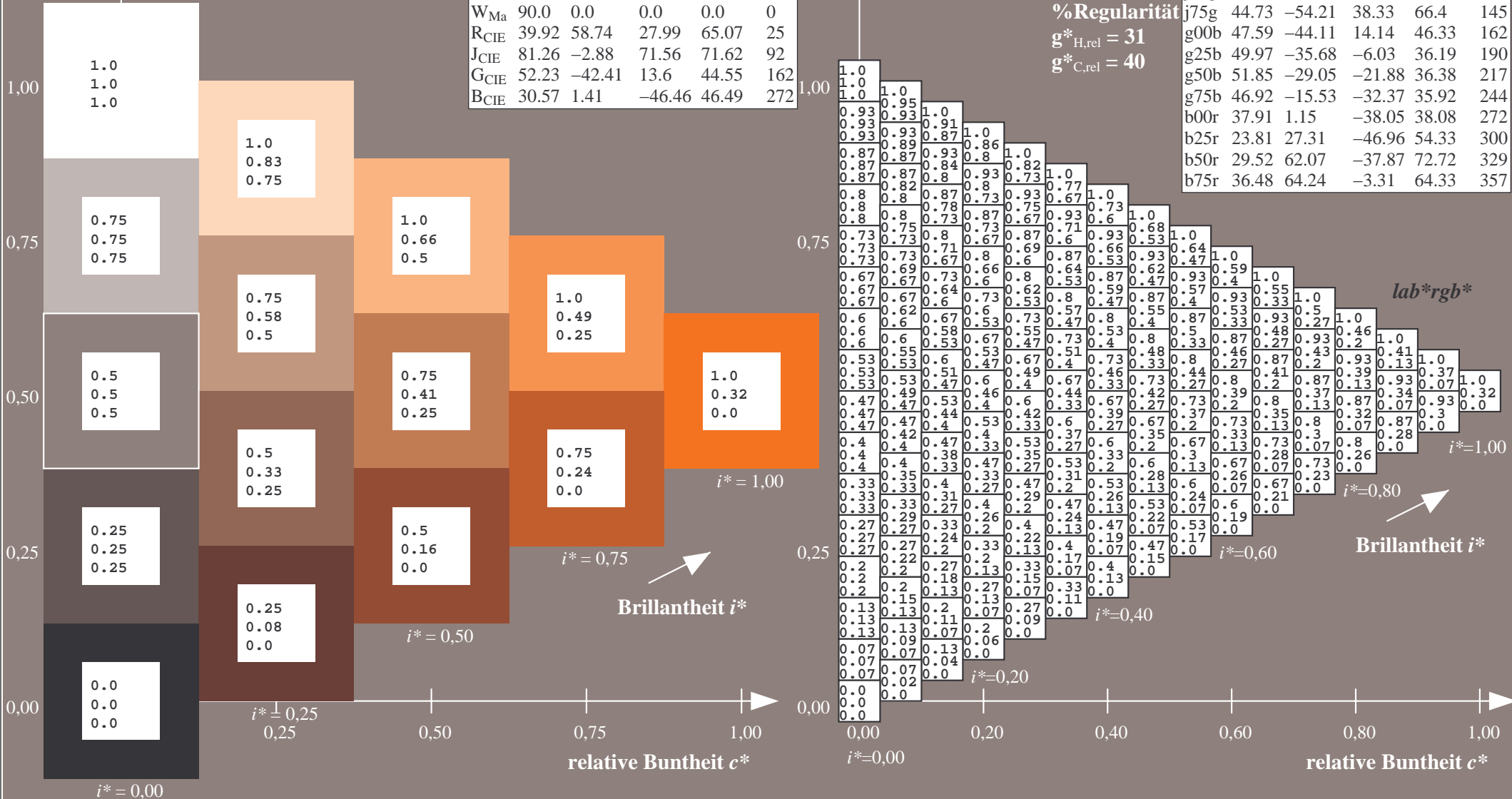
%Regularität

$g^*_{H,rel} = 31$

$g^*_{C,rel} = 40$

FRS15_90aM; adaptierte CIELAB-Daten

	$L^*=L^*_a$	a^*_a	b^*_a	$C^*_{ab,a}$	$h^*_{ab,a}$
r00j	35.47	56.92	27.12	63.05	25
r25j	39.12	49.04	44.45	66.19	42
r50j	50.64	35.19	58.33	68.13	59
r75j	64.01	19.11	74.45	76.87	76
j00g	83.18	-3.93	97.56	97.64	92
j25g	66.73	-26.86	74.66	79.35	110
j50g	54.03	-43.42	57.07	71.71	127
j75g	44.73	-54.21	38.33	66.4	145
g00b	47.59	-44.11	14.14	46.33	162
g25b	49.97	-35.68	-6.03	36.19	190
g50b	51.85	-29.05	-21.88	36.38	217
g75b	46.92	-15.53	-32.37	35.92	244
b00r	37.91	1.15	-38.05	38.08	272
b25r	23.81	27.31	-46.96	54.33	300
b50r	29.52	62.07	-37.87	72.72	329
b75r	36.48	64.24	-3.31	64.33	357



Daten für jede Farbe:

lab^*ch^* und lab^*icu^*

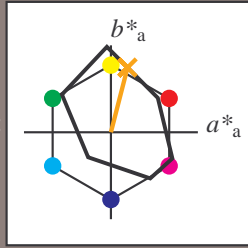
Elementar-Buntontext:

$u^* = r75j$

Kontrastreduzierungsfaktor:

$c_R = 0,9$

Dreiecks-Helligkeit t^*



FRS15_90aM; adaptierte CIELAB-Daten

	$L^*=L^*_a$	a^*_a	b^*_a	$C^*_{ab,a}$	$h^*_{ab,a}$
O _{Ma}	35.06	53.93	39.55	66.88	36
Y _{Ma}	83.77	-4.63	98.26	98.37	93
L _{Ma}	44.13	-56.32	43.36	71.09	142
C _{Ma}	52.66	-26.18	-28.74	38.89	228
V _{Ma}	14.15	45.22	-53.06	69.72	310
M _{Ma}	37.37	70.69	-30.1	76.83	337
N _{Ma}	15.0	0.0	0.0	0.0	0
W _{Ma}	90.0	0.0	0.0	0.0	0
R _{CIE}	39.92	58.74	27.99	65.07	25
J _{CIE}	81.26	-2.88	71.56	71.62	92
G _{CIE}	52.23	-42.41	13.6	44.55	162
B _{CIE}	30.57	1.41	-46.46	46.49	272

Daten für Maximalfarbe (Ma):

LAB^*LAB^*Ma : 64 19 74

LAB^*LCH^*Ma : 64 77 76

lab^*rgb^*Ma : 1.0 0.75 0.0

lab^*olv^*Ma : 1.0 0.59 0.0

Dreiecks-Helligkeit t^*

%Umfang

$u^*_{rel} = 88$

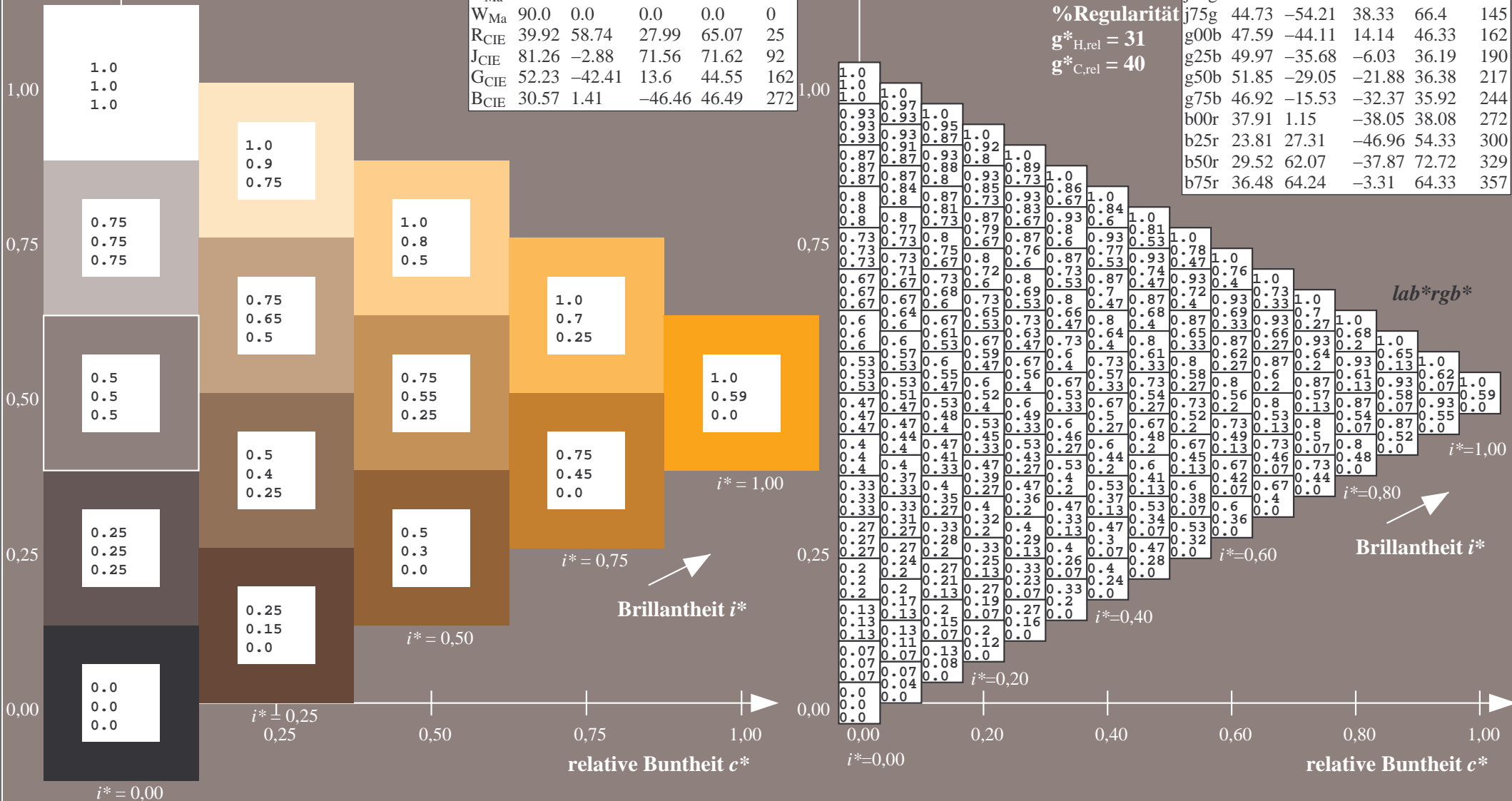
%Regularität

$g^*_{H,rel} = 31$

$g^*_{C,rel} = 40$

FRS15_90aM; adaptierte CIELAB-Daten

	$L^*=L^*_a$	a^*_a	b^*_a	$C^*_{ab,a}$	$h^*_{ab,a}$
r00j	35.47	56.92	27.12	63.05	25
r25j	39.12	49.04	44.45	66.19	42
r50j	50.64	35.19	58.33	68.13	59
r75j	64.01	19.11	74.45	76.87	76
j00g	83.18	-3.93	97.56	97.64	92
j25g	66.73	-26.86	74.66	79.35	110
j50g	54.03	-43.42	57.07	71.71	127
j75g	44.73	-54.21	38.33	66.4	145
g00b	47.59	-44.11	14.14	46.33	162
g25b	49.97	-35.68	-6.03	36.19	190
g50b	51.85	-29.05	-21.88	36.38	217
g75b	46.92	-15.53	-32.37	35.92	244
b00r	37.91	1.15	-38.05	38.08	272
b25r	23.81	27.31	-46.96	54.33	300
b50r	29.52	62.07	-37.87	72.72	329
b75r	36.48	64.24	-3.31	64.33	357



Daten für jede Farbe:

lab^*ch^* und lab^*icu^*

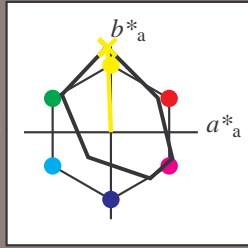
Elementar-Buntontext:

$u^* = j00g$

Kontrastreduzierungsfaktor:

$c_R = 0,9$

Dreiecks-Helligkeit t^*



FRS15_90aM; adaptierte CIELAB-Daten

	$L^*=L^*_a$	a^*_a	b^*_a	$C^*_{ab,a}$	$h^*_{ab,a}$
O _{Ma}	35.06	53.93	39.55	66.88	36
Y _{Ma}	83.77	-4.63	98.26	98.37	93
L _{Ma}	44.13	-56.32	43.36	71.09	142
C _{Ma}	52.66	-26.18	-28.74	38.89	228
V _{Ma}	14.15	45.22	-53.06	69.72	310
M _{Ma}	37.37	70.69	-30.1	76.83	337
N _{Ma}	15.0	0.0	0.0	0.0	0
W _{Ma}	90.0	0.0	0.0	0.0	0
R _{CIE}	39.92	58.74	27.99	65.07	25
J _{CIE}	81.26	-2.88	71.56	71.62	92
G _{CIE}	52.23	-42.41	13.6	44.55	162
B _{CIE}	30.57	1.41	-46.46	46.49	272

Daten für Maximalfarbe (Ma):

LAB^*LAB^*Ma : 83 -3 98

LAB^*LCH^*Ma : 83 98 92

lab^*rgb^*Ma : 1.0 1.0 0.0

lab^*olv^*Ma : 1.0 0.99 0.0

Dreiecks-Helligkeit t^*

%Umfang

$u^*_{rel} = 88$

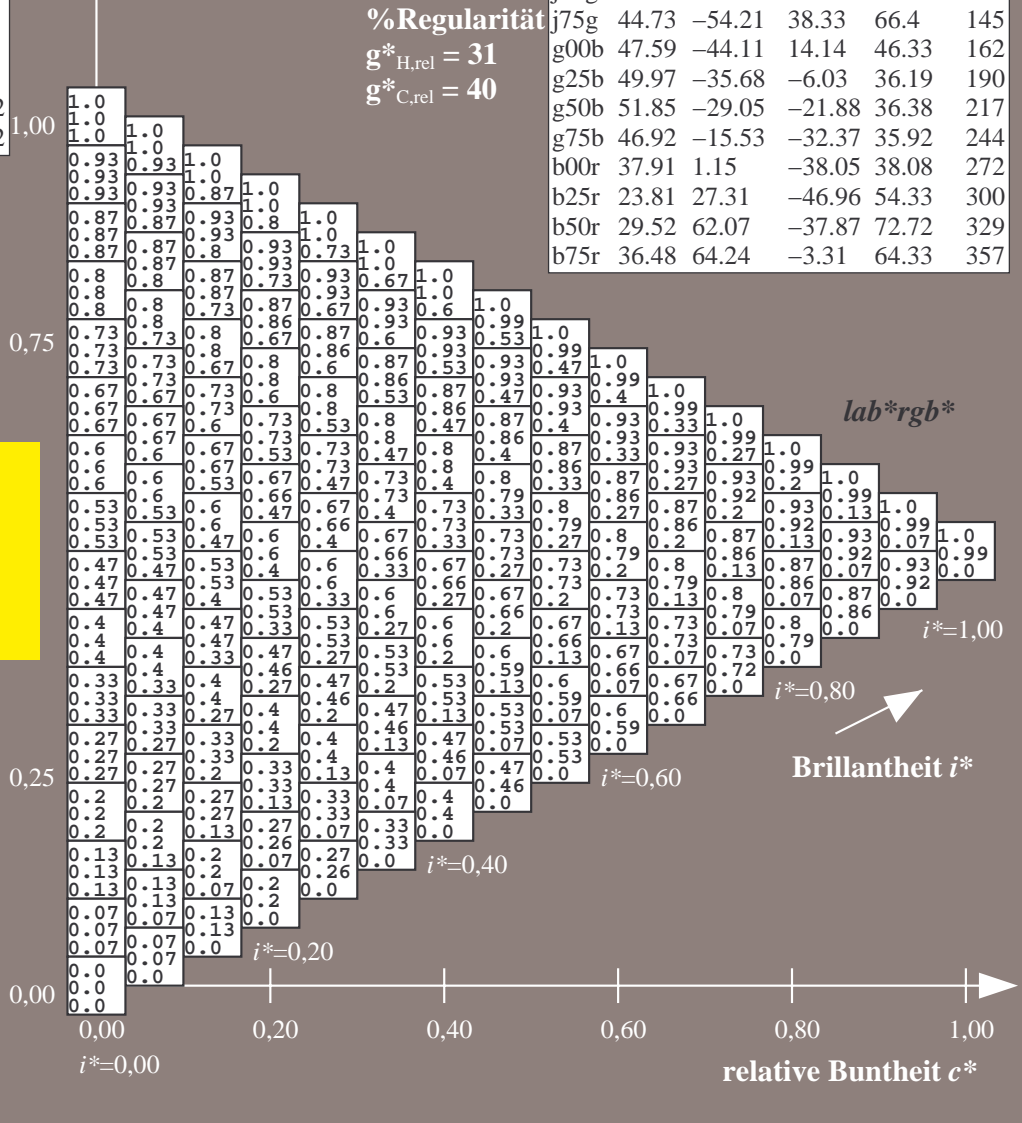
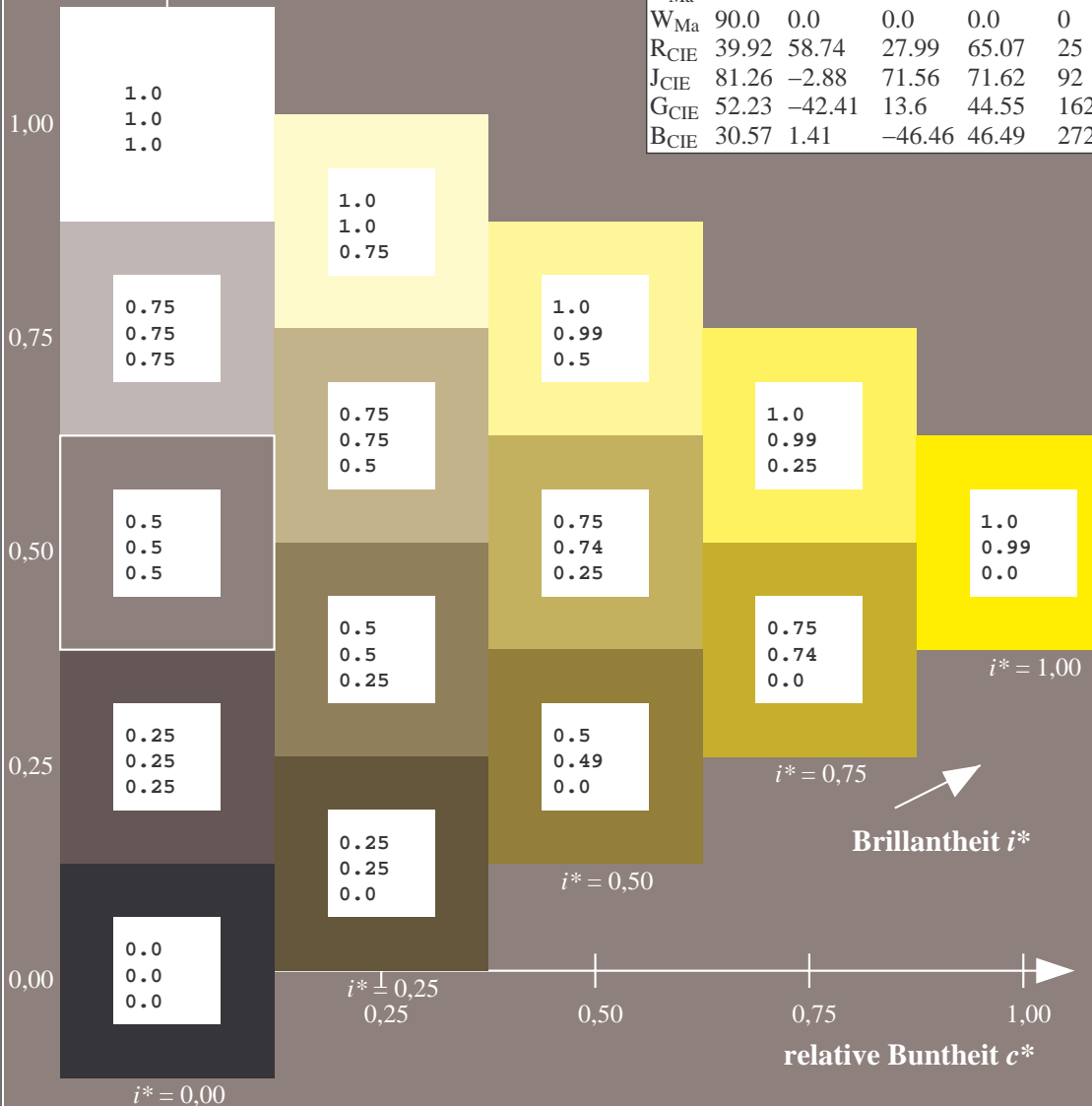
%Regularität

$g^*_{H,rel} = 31$

$g^*_{C,rel} = 40$

FRS15_90aM; adaptierte CIELAB-Daten

	$L^*=L^*_a$	a^*_a	b^*_a	$C^*_{ab,a}$	$h^*_{ab,a}$
r00j	35.47	56.92	27.12	63.05	25
r25j	39.12	49.04	44.45	66.19	42
r50j	50.64	35.19	58.33	68.13	59
r75j	64.01	19.11	74.45	76.87	76
j00g	83.18	-3.93	97.56	97.64	92
j25g	66.73	-26.86	74.66	79.35	110
j50g	54.03	-43.42	57.07	71.71	127
j75g	44.73	-54.21	38.33	66.4	145
g00b	47.59	-44.11	14.14	46.33	162
g25b	49.97	-35.68	-6.03	36.19	190
g50b	51.85	-29.05	-21.88	36.38	217
g75b	46.92	-15.53	-32.37	35.92	244
b00r	37.91	1.15	-38.05	38.08	272
b25r	23.81	27.31	-46.96	54.33	300
b50r	29.52	62.07	-37.87	72.72	329
b75r	36.48	64.24	-3.31	64.33	357



Ein und Ausgabe: Farbmetrisches Drucker-Reflektiv-System FRS15_90aM für relativen CIELAB-Bunton $h^* = lab^*h^* = h_{ab}/360 = 110/360 = 0.305$ $u^* = j25g$

Daten für jede Farbe:

lab^*ch^* und lab^*icu^*

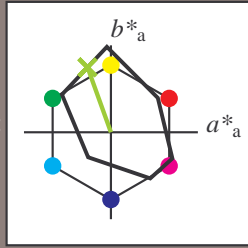
Elementar-Buntonkontext:

$u^* = j25g$

Kontrastreduzierungsfaktor:

$c_R = 0.9$

Dreiecks-Helligkeit t^*



FRS15_90aM; adaptierte CIELAB-Daten

	$L^*=L^*_a$	a^*_a	b^*_a	$C^*_{ab,a}$	$h^*_{ab,a}$
O _{Ma}	35.06	53.93	39.55	66.88	36
Y _{Ma}	83.77	-4.63	98.26	98.37	93
L _{Ma}	44.13	-56.32	43.36	71.09	142
C _{Ma}	52.66	-26.18	-28.74	38.89	228
V _{Ma}	14.15	45.22	-53.06	69.72	310
M _{Ma}	37.37	70.69	-30.1	76.83	337
N _{Ma}	15.0	0.0	0.0	0.0	0
W _{Ma}	90.0	0.0	0.0	0.0	0
R _{CIE}	39.92	58.74	27.99	65.07	25
J _{CIE}	81.26	-2.88	71.56	71.62	92
G _{CIE}	52.23	-42.41	13.6	44.55	162
B _{CIE}	30.57	1.41	-46.46	46.49	272

Daten für Maximalfarbe (Ma):

$LAB^*LAB^*Ma: 67 -26 75$

$LAB^*LCH^*Ma: 67 79 110$

$lab^*rgb^*Ma: 0.75 1.0 0.0$

$lab^*olv^*Ma: 0.57 1.0 0.0$

Dreiecks-Helligkeit t^*

%Umfang

$u^*_{rel} = 88$

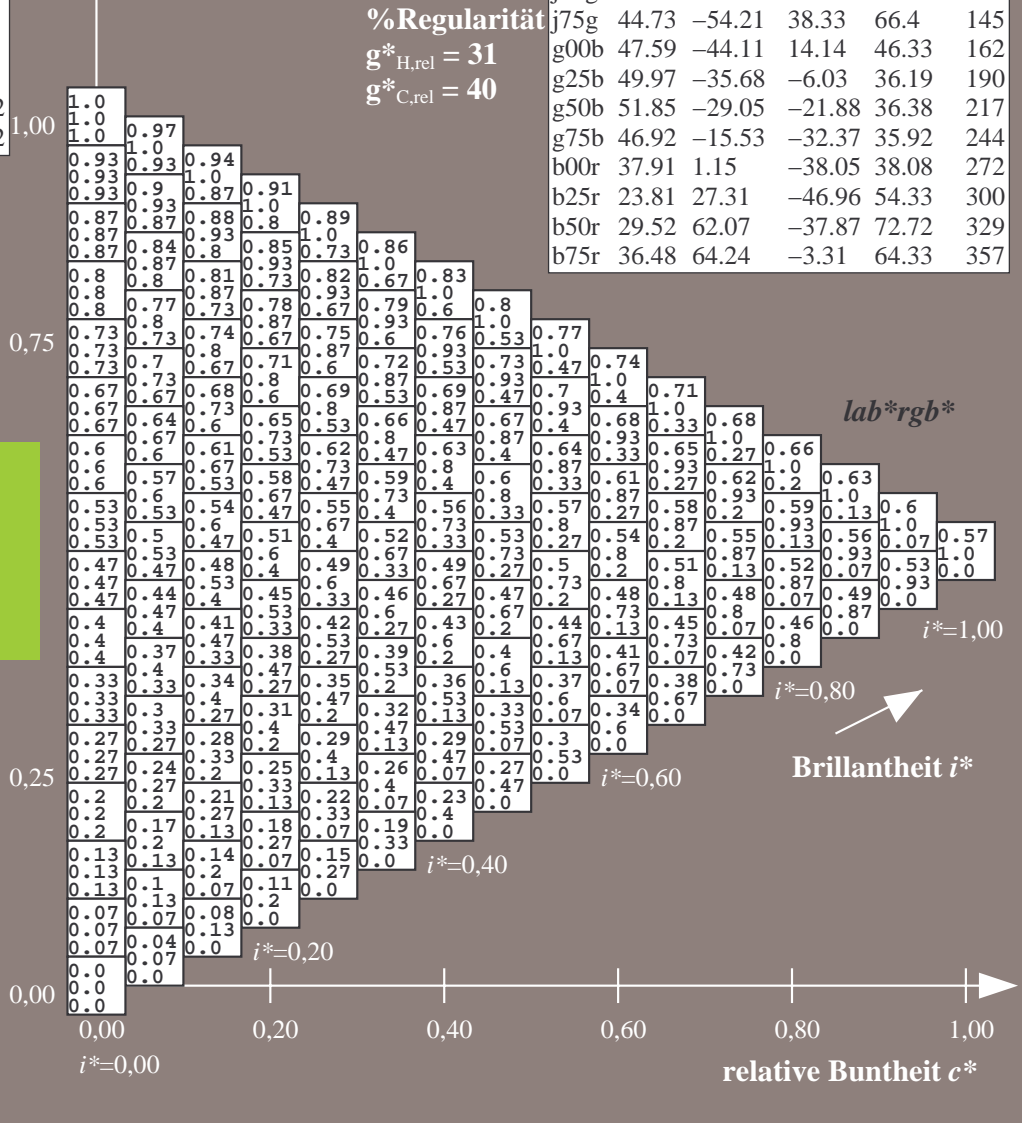
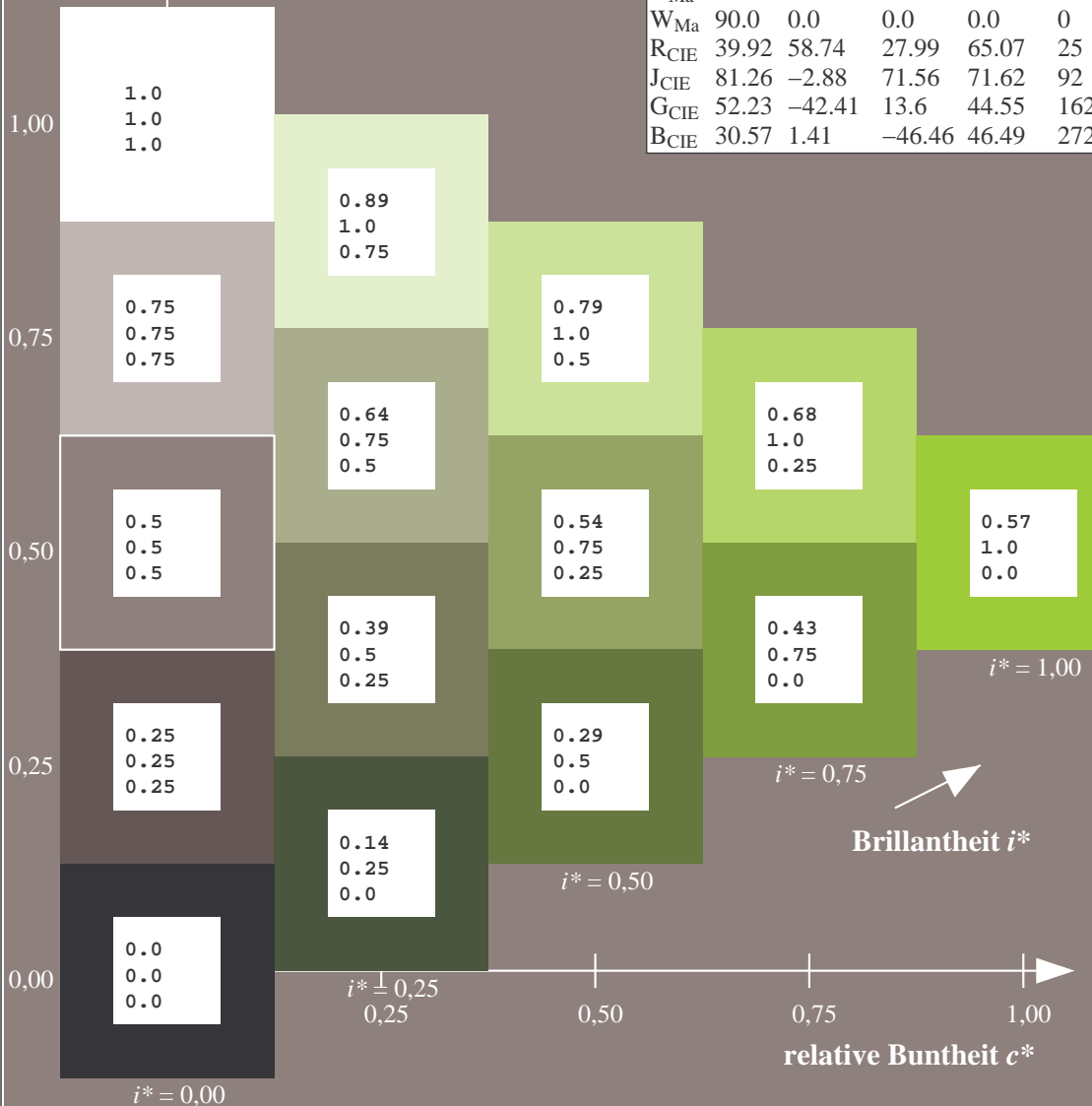
%Regularität

$g^*_{H,rel} = 31$

$g^*_{C,rel} = 40$

FRS15_90aM; adaptierte CIELAB-Daten

	$L^*=L^*_a$	a^*_a	b^*_a	$C^*_{ab,a}$	$h^*_{ab,a}$
r00j	35.47	56.92	27.12	63.05	25
r25j	39.12	49.04	44.45	66.19	42
r50j	50.64	35.19	58.33	68.13	59
r75j	64.01	19.11	74.45	76.87	76
j00g	83.18	-3.93	97.56	97.64	92
j25g	66.73	-26.86	74.66	79.35	110
j50g	54.03	-43.42	57.07	71.71	127
j75g	44.73	-54.21	38.33	66.4	145
g00b	47.59	-44.11	14.14	46.33	162
g25b	49.97	-35.68	-6.03	36.19	190
g50b	51.85	-29.05	-21.88	36.38	217
g75b	46.92	-15.53	-32.37	35.92	244
b00r	37.91	1.15	-38.05	38.08	272
b25r	23.81	27.31	-46.96	54.33	300
b50r	29.52	62.07	-37.87	72.72	329
b75r	36.48	64.24	-3.31	64.33	357



Ein und Ausgabe: Farbmetrisches Drucker-Reflektiv-System FRS15_90aM für relativen CIELAB-Bunnton $h^* = lab^*h^* = h_{ab}/360 = 127/360 = 0.354$ $u^* = j50g$

Daten für jede Farbe:

lab^*ch^* und lab^*icu^*

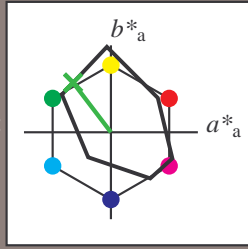
Elementar-Bunntext:

$u^* = j50g$

Kontrastreduzierungsfaktor:

$c_R = 0.9$

Dreiecks-Helligkeit t^*



FRS15_90aM; adaptierte CIELAB-Daten

	$L^*=L^*_a$	a^*_a	b^*_a	$C^*_{ab,a}$	$h^*_{ab,a}$
O _{Ma}	35.06	53.93	39.55	66.88	36
Y _{Ma}	83.77	-4.63	98.26	98.37	93
L _{Ma}	44.13	-56.32	43.36	71.09	142
C _{Ma}	52.66	-26.18	-28.74	38.89	228
V _{Ma}	14.15	45.22	-53.06	69.72	310
M _{Ma}	37.37	70.69	-30.1	76.83	337
N _{Ma}	15.0	0.0	0.0	0.0	0
W _{Ma}	90.0	0.0	0.0	0.0	0
R _{CIE}	39.92	58.74	27.99	65.07	25
J _{CIE}	81.26	-2.88	71.56	71.62	92
G _{CIE}	52.23	-42.41	13.6	44.55	162
B _{CIE}	30.57	1.41	-46.46	46.49	272

Daten für Maximalfarbe (Ma):

$LAB^*LAB^*_{Ma}$: 54 -42 57

$LAB^*LCH^*_{Ma}$: 54 72 127

$lab^*rgb^*_{Ma}$: 0.5 1.0 0.0

$lab^*olv^*_{Ma}$: 0.25 1.0 0.0

Dreiecks-Helligkeit t^*

%Umfang

$u^*_{rel} = 88$

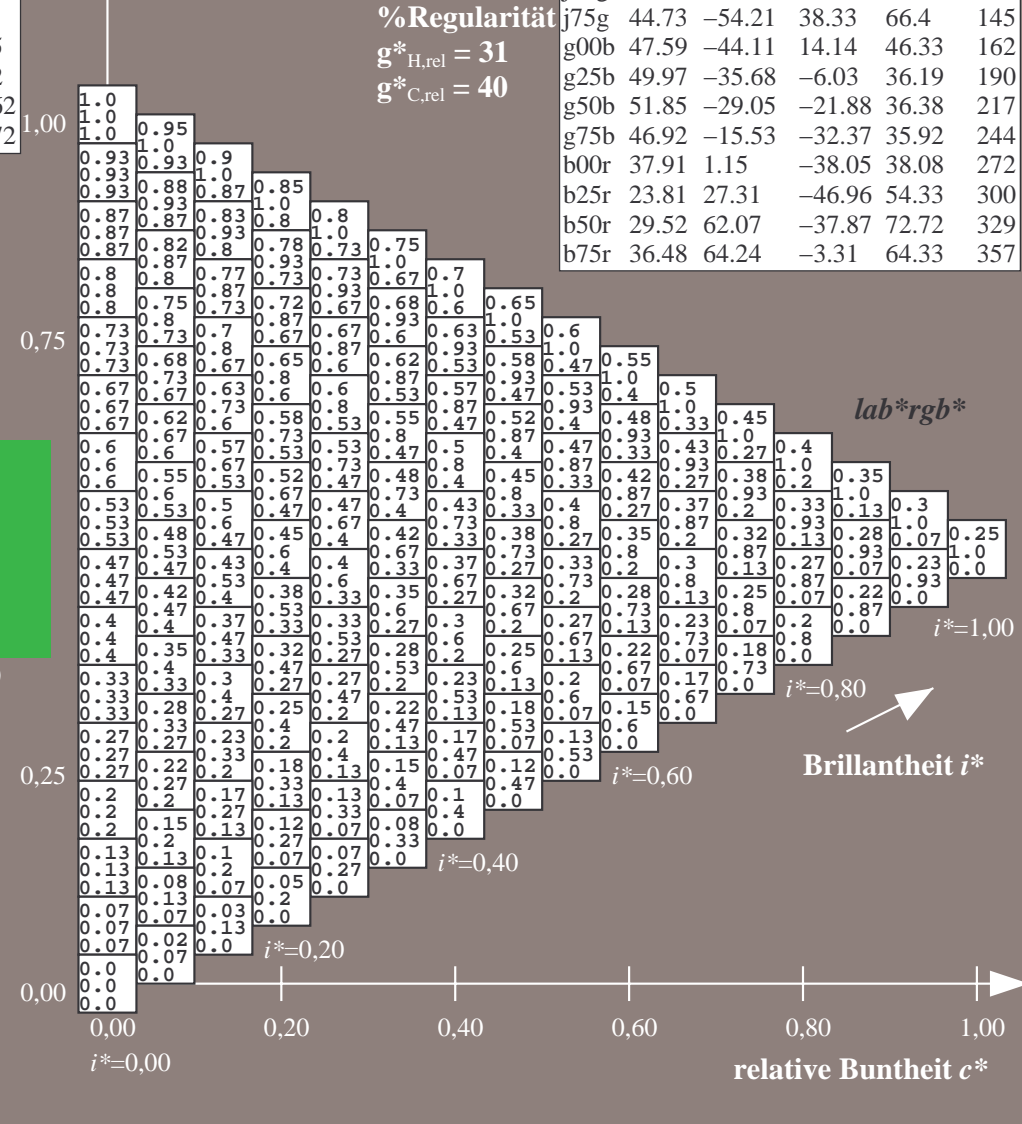
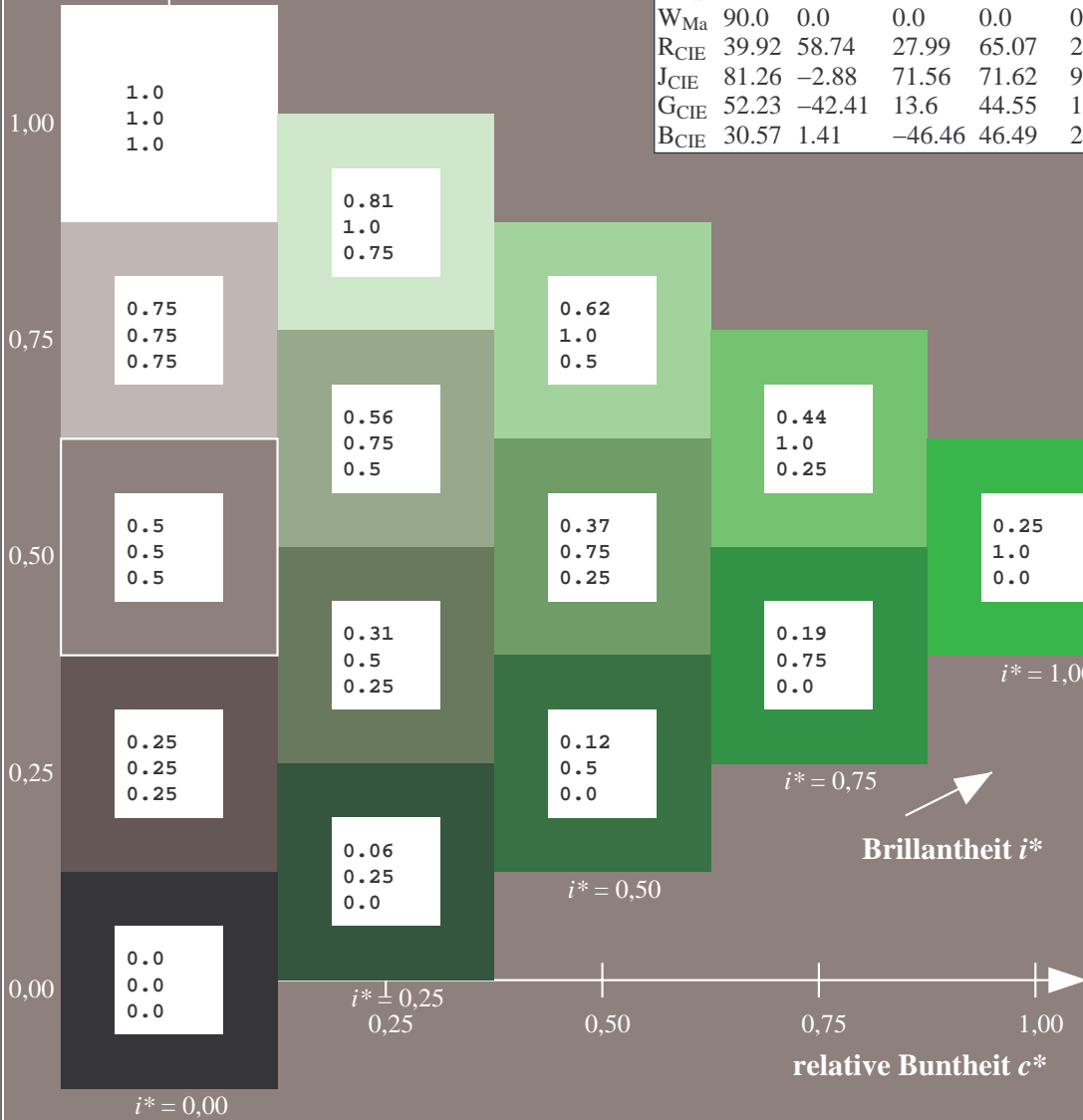
%Regularität

$g^*_{H,rel} = 31$

$g^*_{C,rel} = 40$

FRS15_90aM; adaptierte CIELAB-Daten

	$L^*=L^*_a$	a^*_a	b^*_a	$C^*_{ab,a}$	$h^*_{ab,a}$
r00j	35.47	56.92	27.12	63.05	25
r25j	39.12	49.04	44.45	66.19	42
r50j	50.64	35.19	58.33	68.13	59
r75j	64.01	19.11	74.45	76.87	76
j00g	83.18	-3.93	97.56	97.64	92
j25g	66.73	-26.86	74.66	79.35	110
j50g	54.03	-43.42	57.07	71.71	127
j75g	44.73	-54.21	38.33	66.4	145
g00b	47.59	-44.11	14.14	46.33	162
g25b	49.97	-35.68	-6.03	36.19	190
g50b	51.85	-29.05	-21.88	36.38	217
g75b	46.92	-15.53	-32.37	35.92	244
b00r	37.91	1.15	-38.05	38.08	272
b25r	23.81	27.31	-46.96	54.33	300
b50r	29.52	62.07	-37.87	72.72	329
b75r	36.48	64.24	-3.31	64.33	357



Ein und Ausgabe: Farbmetrisches Drucker-Reflektiv-System FRS15_90aM für relativen CIELAB-Bunton $h^* = lab^*h^* = h_{ab}/360 = 145/360 = 0.402$ $u^* = j75g$

Daten für jede Farbe:

lab^*ch^* und lab^*icu^*

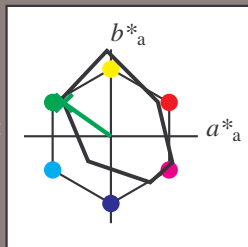
Elementar-Buntontext:

$u^* = j75g$

Kontrastreduzierungsfaktor:

$c_R = 0.9$

Dreiecks-Helligkeit t^*



FRS15_90aM; adaptierte CIELAB-Daten

	$L^*=L^*_a$	a^*_a	b^*_a	$C^*_{ab,a}$	$h^*_{ab,a}$
O _{Ma}	35.06	53.93	39.55	66.88	36
Y _{Ma}	83.77	-4.63	98.26	98.37	93
L _{Ma}	44.13	-56.32	43.36	71.09	142
C _{Ma}	52.66	-26.18	-28.74	38.89	228
V _{Ma}	14.15	45.22	-53.06	69.72	310
M _{Ma}	37.37	70.69	-30.1	76.83	337
N _{Ma}	15.0	0.0	0.0	0.0	0
W _{Ma}	90.0	0.0	0.0	0.0	0
R _{CIE}	39.92	58.74	27.99	65.07	25
J _{CIE}	81.26	-2.88	71.56	71.62	92
G _{CIE}	52.23	-42.41	13.6	44.55	162
B _{CIE}	30.57	1.41	-46.46	46.49	272

Daten für Maximalfarbe (Ma):

$LAB^*LAB^*Ma: 45 -53 38$

$LAB^*LCH^*Ma: 45 66 145$

$lab^*rgb^*Ma: 0.25 1.0 0.0$

$lab^*olv^*Ma: 0.0 1.0 0.07$

Dreiecks-Helligkeit t^*

%Umfang

$u^*_{rel} = 88$

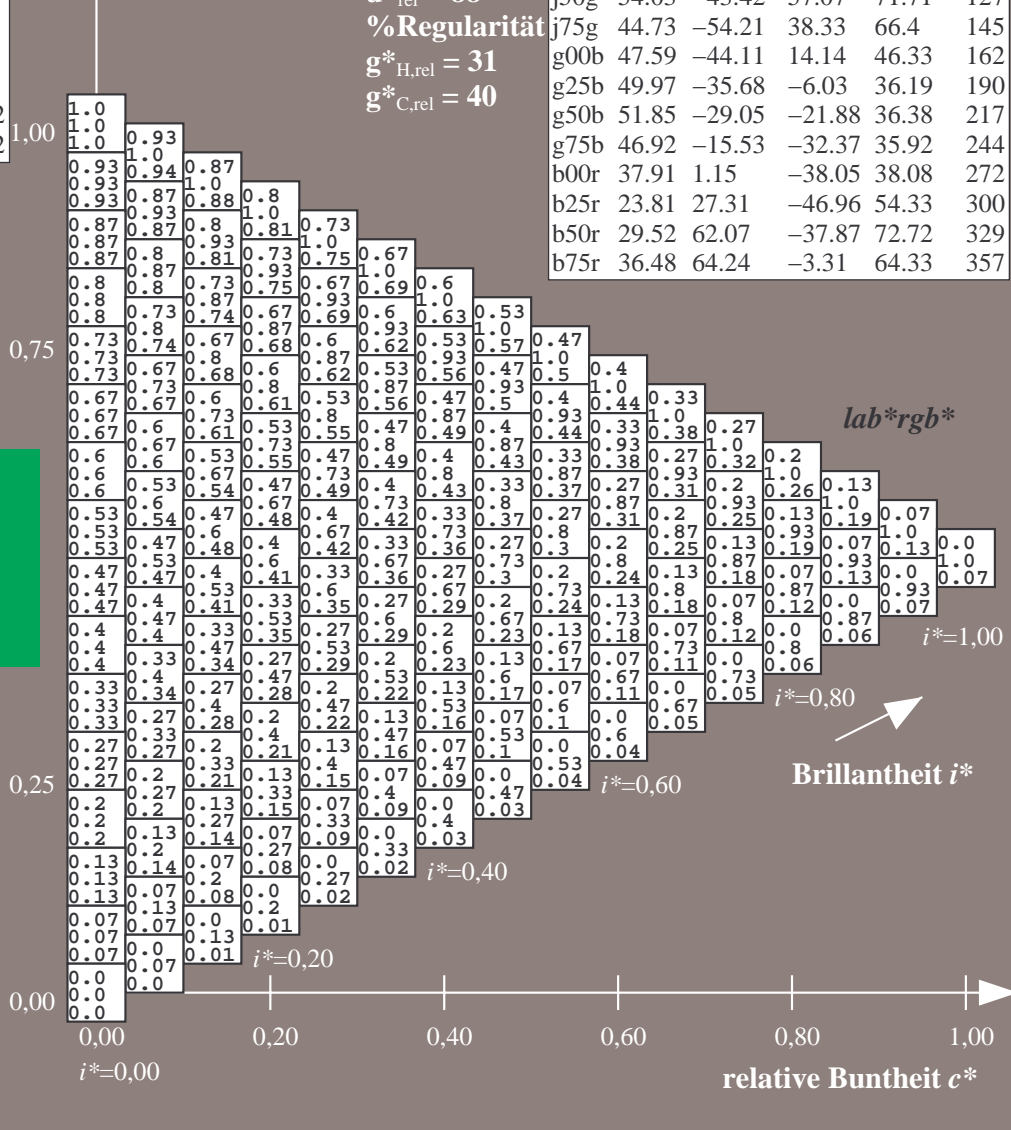
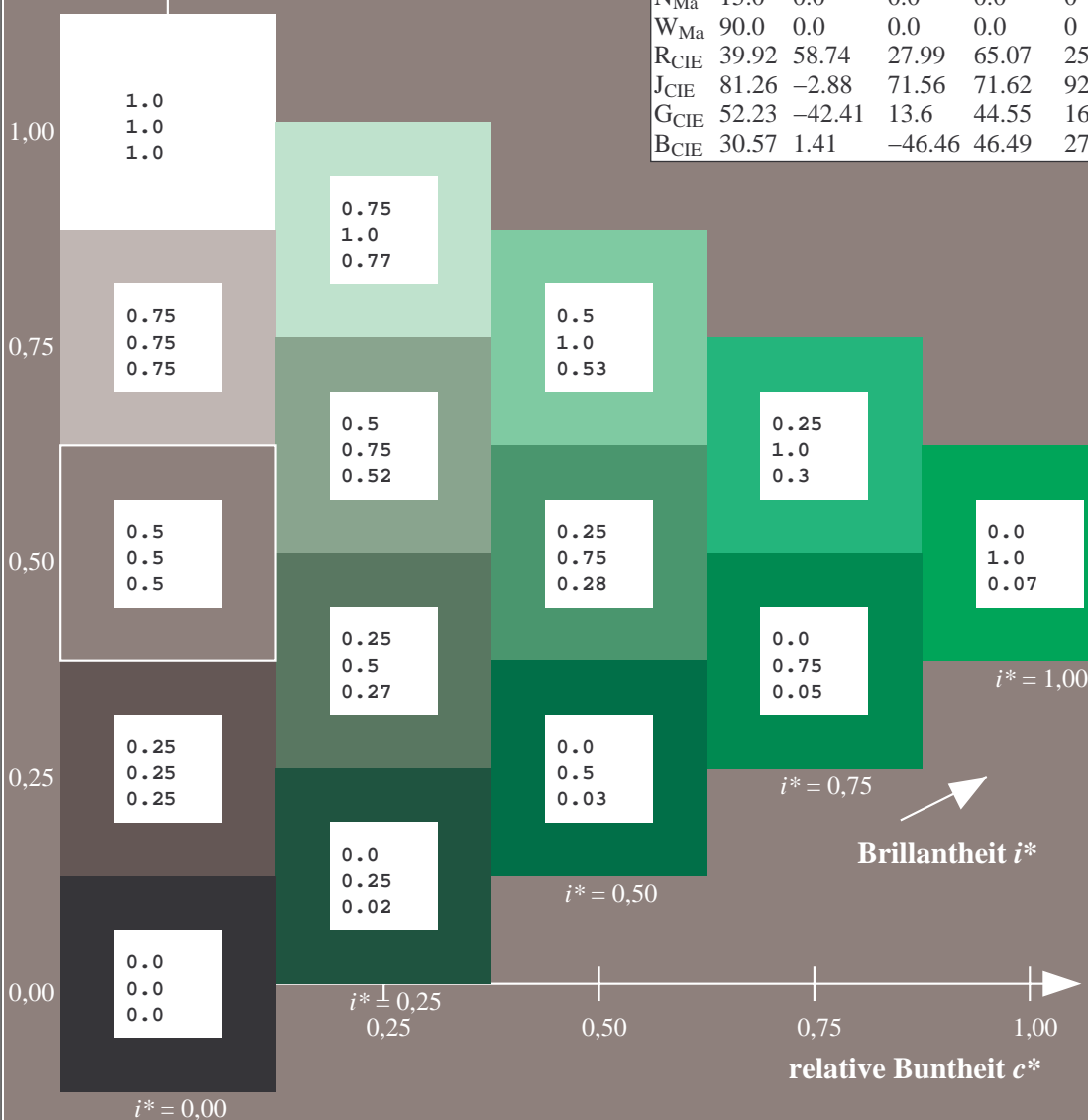
%Regularität

$g^*_{H,rel} = 31$

$g^*_{C,rel} = 40$

FRS15_90aM; adaptierte CIELAB-Daten

	$L^*=L^*_a$	a^*_a	b^*_a	$C^*_{ab,a}$	$h^*_{ab,a}$
r00j	35.47	56.92	27.12	63.05	25
r25j	39.12	49.04	44.45	66.19	42
r50j	50.64	35.19	58.33	68.13	59
r75j	64.01	19.11	74.45	76.87	76
j00g	83.18	-3.93	97.56	97.64	92
j25g	66.73	-26.86	74.66	79.35	110
j50g	54.03	-43.42	57.07	71.71	127
j75g	44.73	-54.21	38.33	66.4	145
g00b	47.59	-44.11	14.14	46.33	162
g25b	49.97	-35.68	-6.03	36.19	190
g50b	51.85	-29.05	-21.88	36.38	217
g75b	46.92	-15.53	-32.37	35.92	244
b00r	37.91	1.15	-38.05	38.08	272
b25r	23.81	27.31	-46.96	54.33	300
b50r	29.52	62.07	-37.87	72.72	329
b75r	36.48	64.24	-3.31	64.33	357



Daten für jede Farbe:

lab^*ch^* und lab^*icu^*

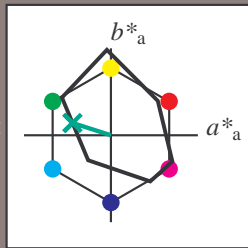
Elementar-Buntontext:

$u^* = g00b$

Kontrastreduzierungsfaktor:

$c_R = 0.9$

Dreiecks-Helligkeit t^*



FRS15_90aM; adaptierte CIELAB-Daten

	$L^*=L^*_a$	a^*_a	b^*_a	$C^*_{ab,a}$	$h^*_{ab,a}$
O _{Ma}	35.06	53.93	39.55	66.88	36
Y _{Ma}	83.77	-4.63	98.26	98.37	93
L _{Ma}	44.13	-56.32	43.36	71.09	142
C _{Ma}	52.66	-26.18	-28.74	38.89	228
V _{Ma}	14.15	45.22	-53.06	69.72	310
M _{Ma}	37.37	70.69	-30.1	76.83	337
N _{Ma}	15.0	0.0	0.0	0.0	0
W _{Ma}	90.0	0.0	0.0	0.0	0
R _{CIE}	39.92	58.74	27.99	65.07	25
J _{CIE}	81.26	-2.88	71.56	71.62	92
G _{CIE}	52.23	-42.41	13.6	44.55	162
B _{CIE}	30.57	1.41	-46.46	46.49	272

Daten für Maximalfarbe (Ma):

LAB^*LAB^*Ma : 48 -43 14

LAB^*LCH^*Ma : 48 46 162

lab^*rgb^*Ma : 0.0 1.0 0.0

lab^*olv^*Ma : 0.0 1.0 0.41

Dreiecks-Helligkeit t^*

%Umfang

$u^*_{rel} = 88$

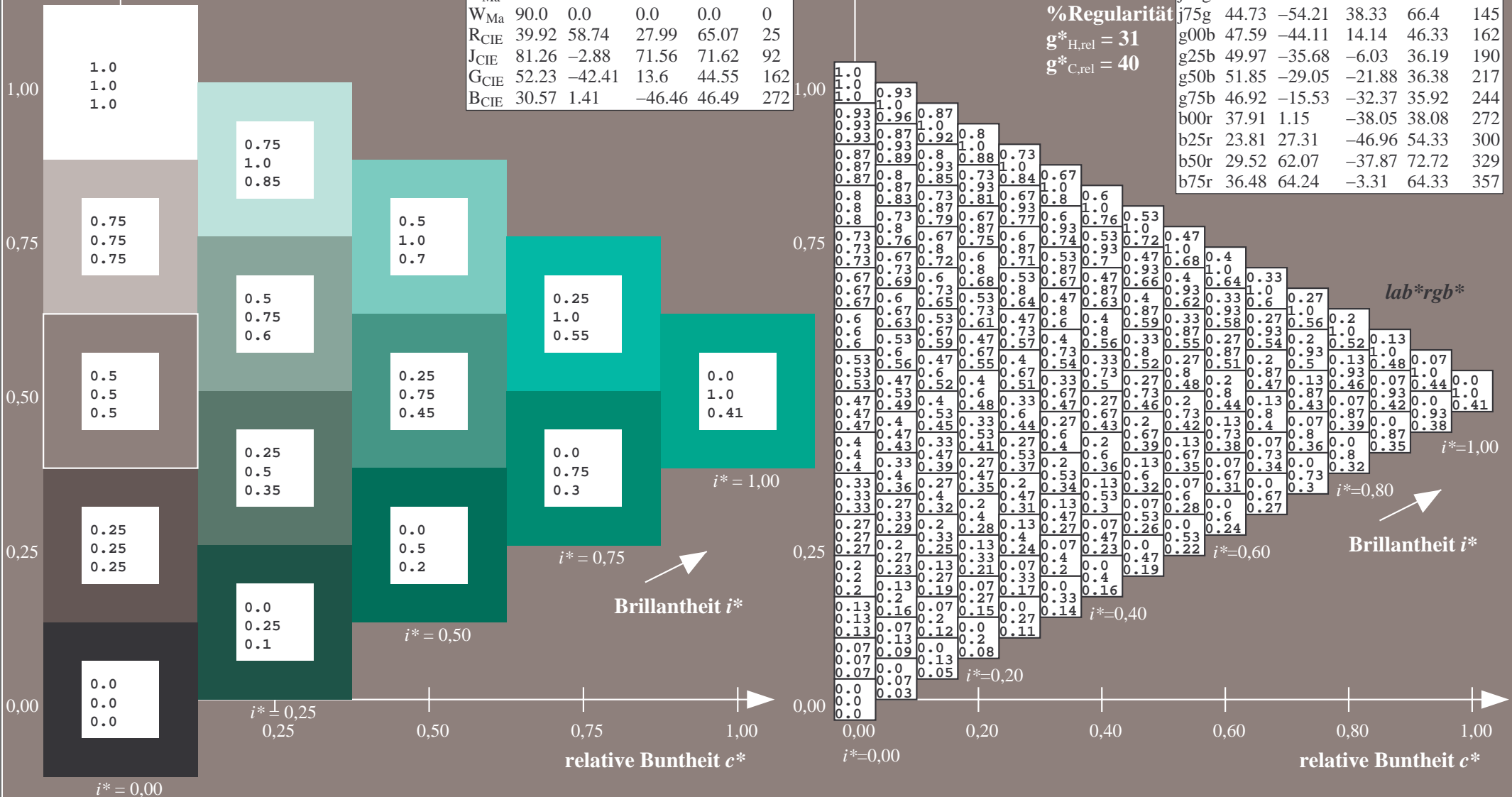
%Regularität

$g^*_{H,rel} = 31$

$g^*_{C,rel} = 40$

FRS15_90aM; adaptierte CIELAB-Daten

	$L^*=L^*_a$	a^*_a	b^*_a	$C^*_{ab,a}$	$h^*_{ab,a}$
r00j	35.47	56.92	27.12	63.05	25
r25j	39.12	49.04	44.45	66.19	42
r50j	50.64	35.19	58.33	68.13	59
r75j	64.01	19.11	74.45	76.87	76
j00g	83.18	-3.93	97.56	97.64	92
j25g	66.73	-26.86	74.66	79.35	110
j50g	54.03	-43.42	57.07	71.71	127
j75g	44.73	-54.21	38.33	66.4	145
g00b	47.59	-44.11	14.14	46.33	162
g25b	49.97	-35.68	-6.03	36.19	190
g50b	51.85	-29.05	-21.88	36.38	217
g75b	46.92	-15.53	-32.37	35.92	244
b00r	37.91	1.15	-38.05	38.08	272
b25r	23.81	27.31	-46.96	54.33	300
b50r	29.52	62.07	-37.87	72.72	329
b75r	36.48	64.24	-3.31	64.33	357



Daten für jede Farbe:

lab^*ch^* und lab^*icu^*

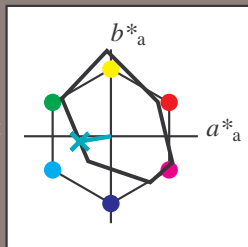
Elementar-Buntontext:

$u^* = g25b$

Kontrastreduzierungsfaktor:

$c_R = 0.9$

Dreiecks-Helligkeit t^*



FRS15_90aM; adaptierte CIELAB-Daten

	$L^*=L^*_a$	a^*_a	b^*_a	$C^*_{ab,a}$	$h^*_{ab,a}$
O _{Ma}	35.06	53.93	39.55	66.88	36
Y _{Ma}	83.77	-4.63	98.26	98.37	93
L _{Ma}	44.13	-56.32	43.36	71.09	142
C _{Ma}	52.66	-26.18	-28.74	38.89	228
V _{Ma}	14.15	45.22	-53.06	69.72	310
M _{Ma}	37.37	70.69	-30.1	76.83	337
N _{Ma}	15.0	0.0	0.0	0.0	0
W _{Ma}	90.0	0.0	0.0	0.0	0
R _{CIE}	39.92	58.74	27.99	65.07	25
J _{CIE}	81.26	-2.88	71.56	71.62	92
G _{CIE}	52.23	-42.41	13.6	44.55	162
B _{CIE}	30.57	1.41	-46.46	46.49	272

Daten für Maximalfarbe (Ma):

$LAB^*LAB^*_{Ma}$: 50 -35 -5

$LAB^*LCH^*_{Ma}$: 50 36 190

$lab^*rgb^*_{Ma}$: 0.0 1.0 0.5

$lab^*olv^*_{Ma}$: 0.0 1.0 0.69

Dreiecks-Helligkeit t^*

%Umfang

$u^*_{rel} = 88$

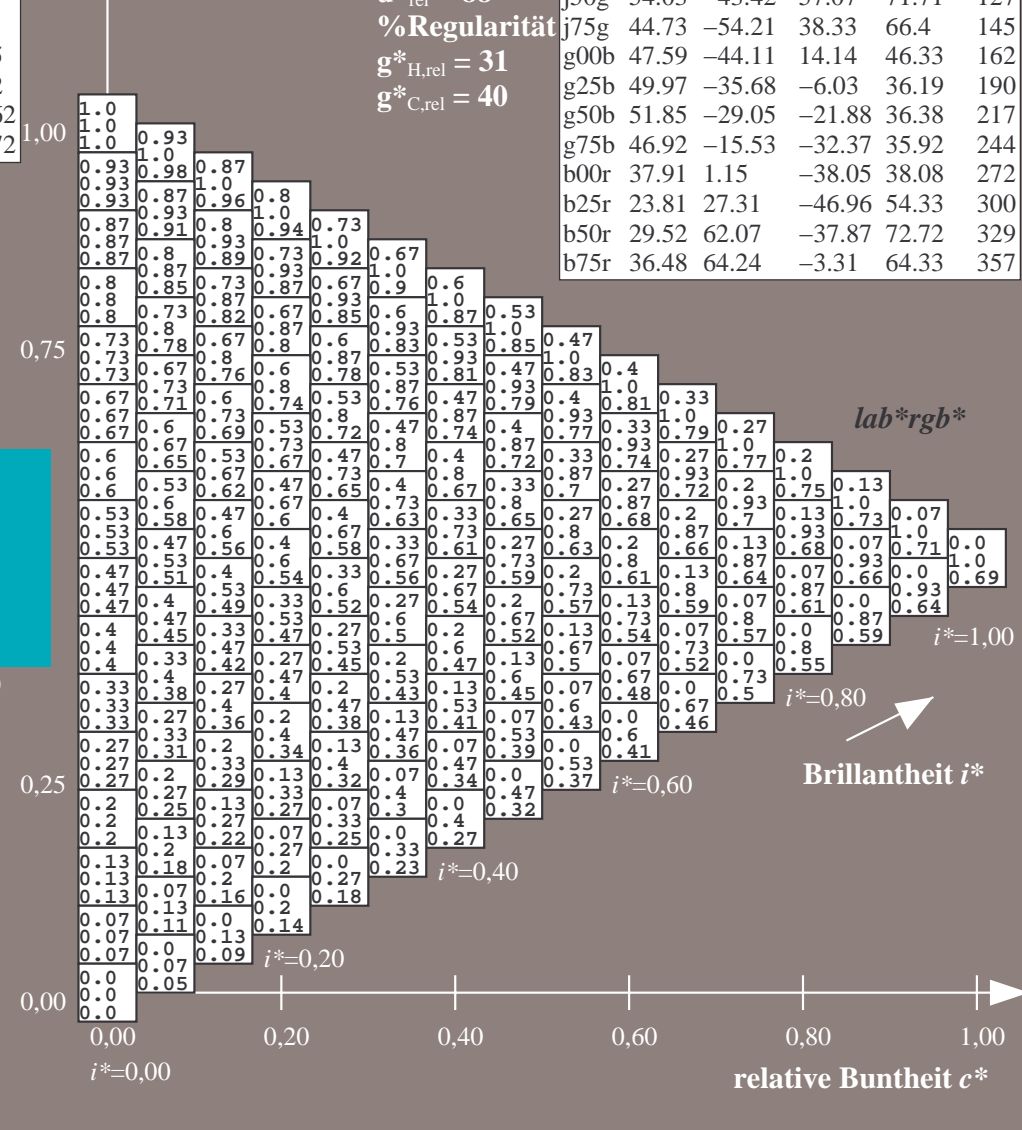
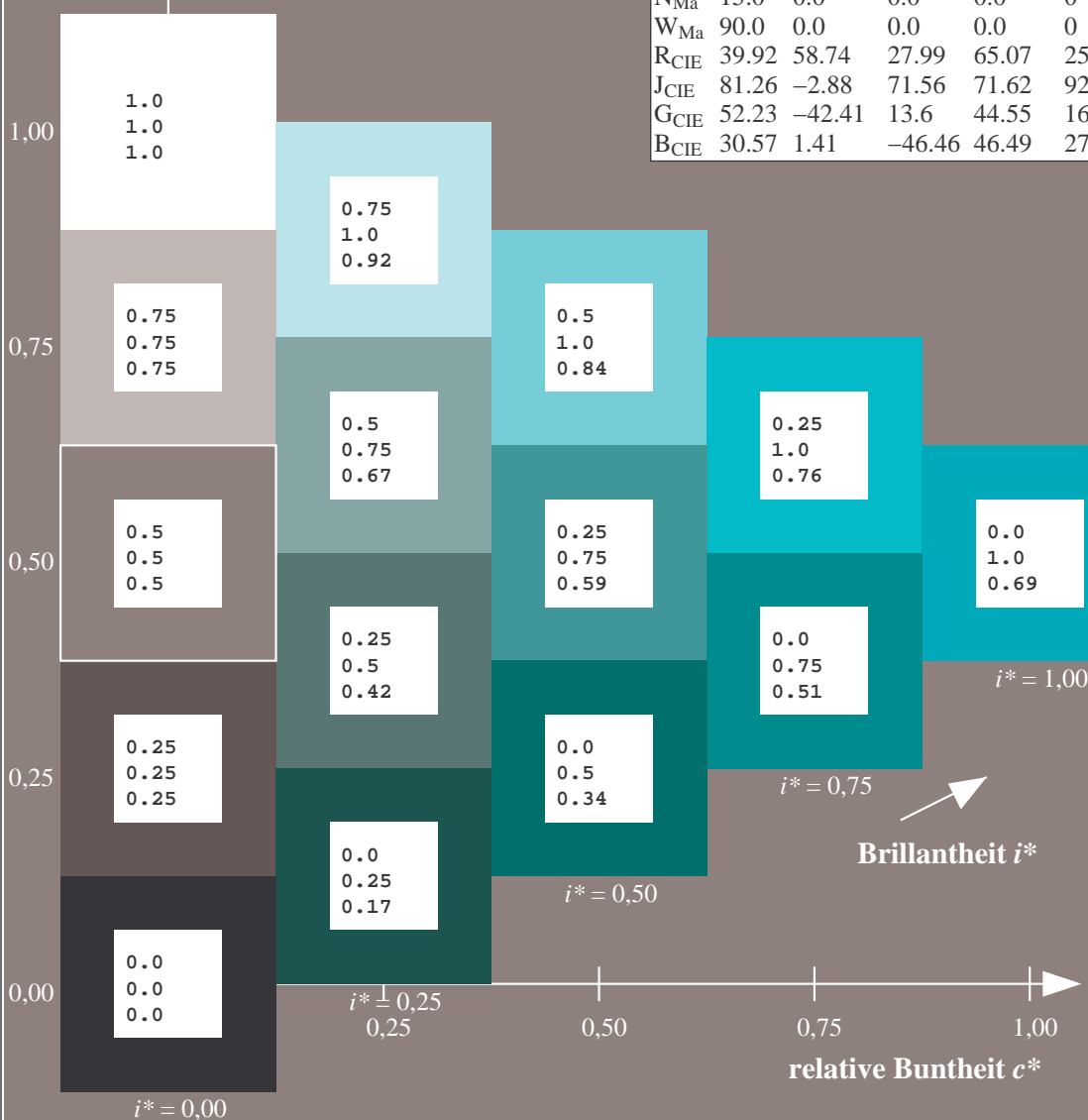
%Regularität

$g^*_{H,rel} = 31$

$g^*_{C,rel} = 40$

FRS15_90aM; adaptierte CIELAB-Daten

	$L^*=L^*_a$	a^*_a	b^*_a	$C^*_{ab,a}$	$h^*_{ab,a}$
r00j	35.47	56.92	27.12	63.05	25
r25j	39.12	49.04	44.45	66.19	42
r50j	50.64	35.19	58.33	68.13	59
r75j	64.01	19.11	74.45	76.87	76
j00g	83.18	-3.93	97.56	97.64	92
j25g	66.73	-26.86	74.66	79.35	110
j50g	54.03	-43.42	57.07	71.71	127
j75g	44.73	-54.21	38.33	66.4	145
g00b	47.59	-44.11	14.14	46.33	162
g25b	49.97	-35.68	-6.03	36.19	190
g50b	51.85	-29.05	-21.88	36.38	217
g75b	46.92	-15.53	-32.37	35.92	244
b00r	37.91	1.15	-38.05	38.08	272
b25r	23.81	27.31	-46.96	54.33	300
b50r	29.52	62.07	-37.87	72.72	329
b75r	36.48	64.24	-3.31	64.33	357



Daten für jede Farbe:

lab^*ch^* und lab^*icu^*

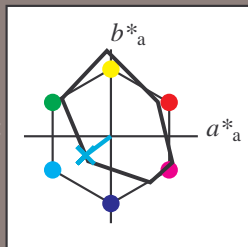
Elementar-Buntontext:

$u^* = g50b$

Kontrastreduzierungsfaktor:

$c_R = 0.9$

Dreiecks-Helligkeit t^*



FRS15_90aM; adaptierte CIELAB-Daten

	$L^*=L^*_a$	a^*_a	b^*_a	$C^*_{ab,a}$	$h^*_{ab,a}$
O _{Ma}	35.06	53.93	39.55	66.88	36
Y _{Ma}	83.77	-4.63	98.26	98.37	93
L _{Ma}	44.13	-56.32	43.36	71.09	142
C _{Ma}	52.66	-26.18	-28.74	38.89	228
V _{Ma}	14.15	45.22	-53.06	69.72	310
M _{Ma}	37.37	70.69	-30.1	76.83	337
N _{Ma}	15.0	0.0	0.0	0.0	0
W _{Ma}	90.0	0.0	0.0	0.0	0
R _{CIE}	39.92	58.74	27.99	65.07	25
J _{CIE}	81.26	-2.88	71.56	71.62	92
G _{CIE}	52.23	-42.41	13.6	44.55	162
B _{CIE}	30.57	1.41	-46.46	46.49	272

Daten für Maximalfarbe (Ma):

$LAB^*LAB^*_{Ma}$: 52 -28 -21

$LAB^*LCH^*_{Ma}$: 52 36 217

$lab^*rgb^*_{Ma}$: 0.0 1.0 1.0

$lab^*olv^*_{Ma}$: 0.0 1.0 0.9

Dreiecks-Helligkeit t^*

%Umfang

$u^*_{rel} = 88$

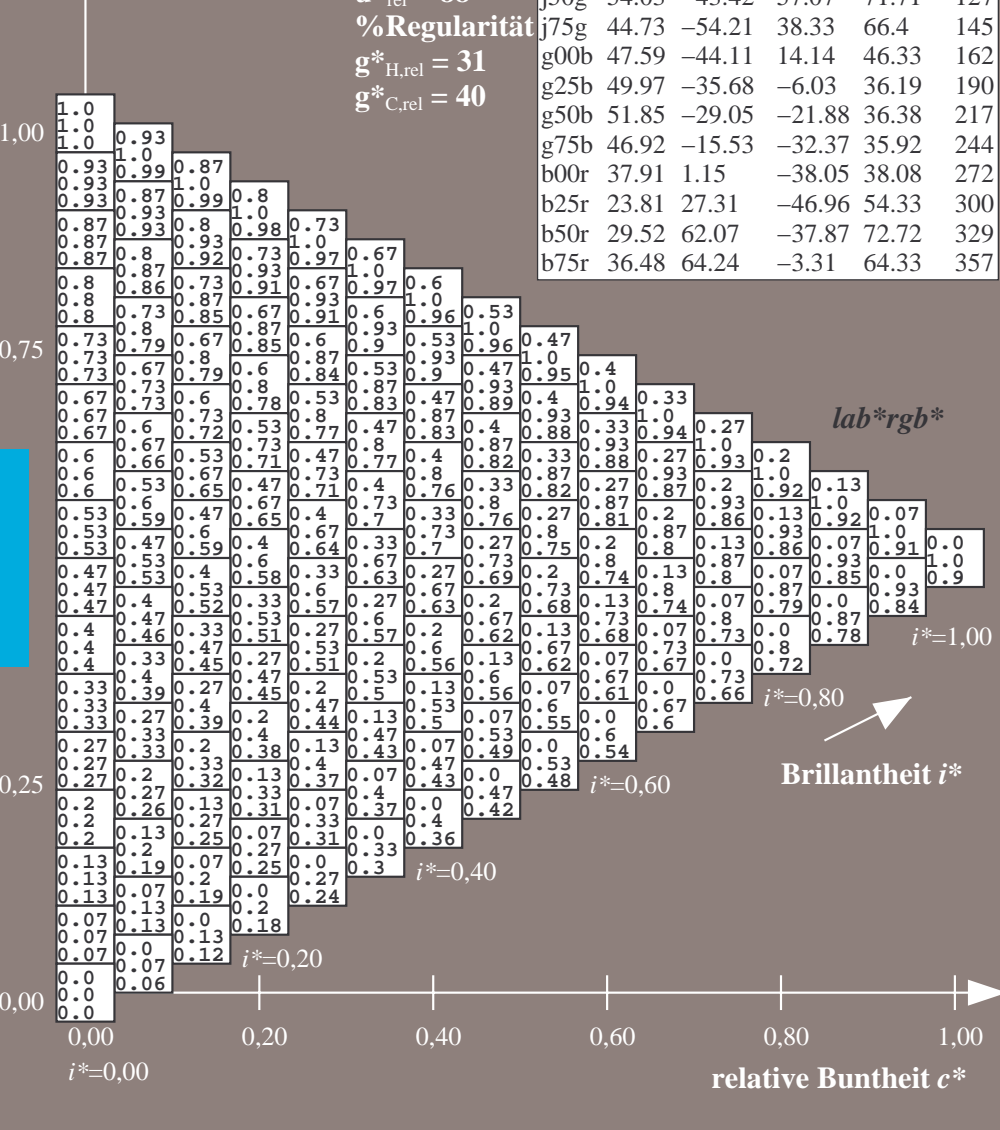
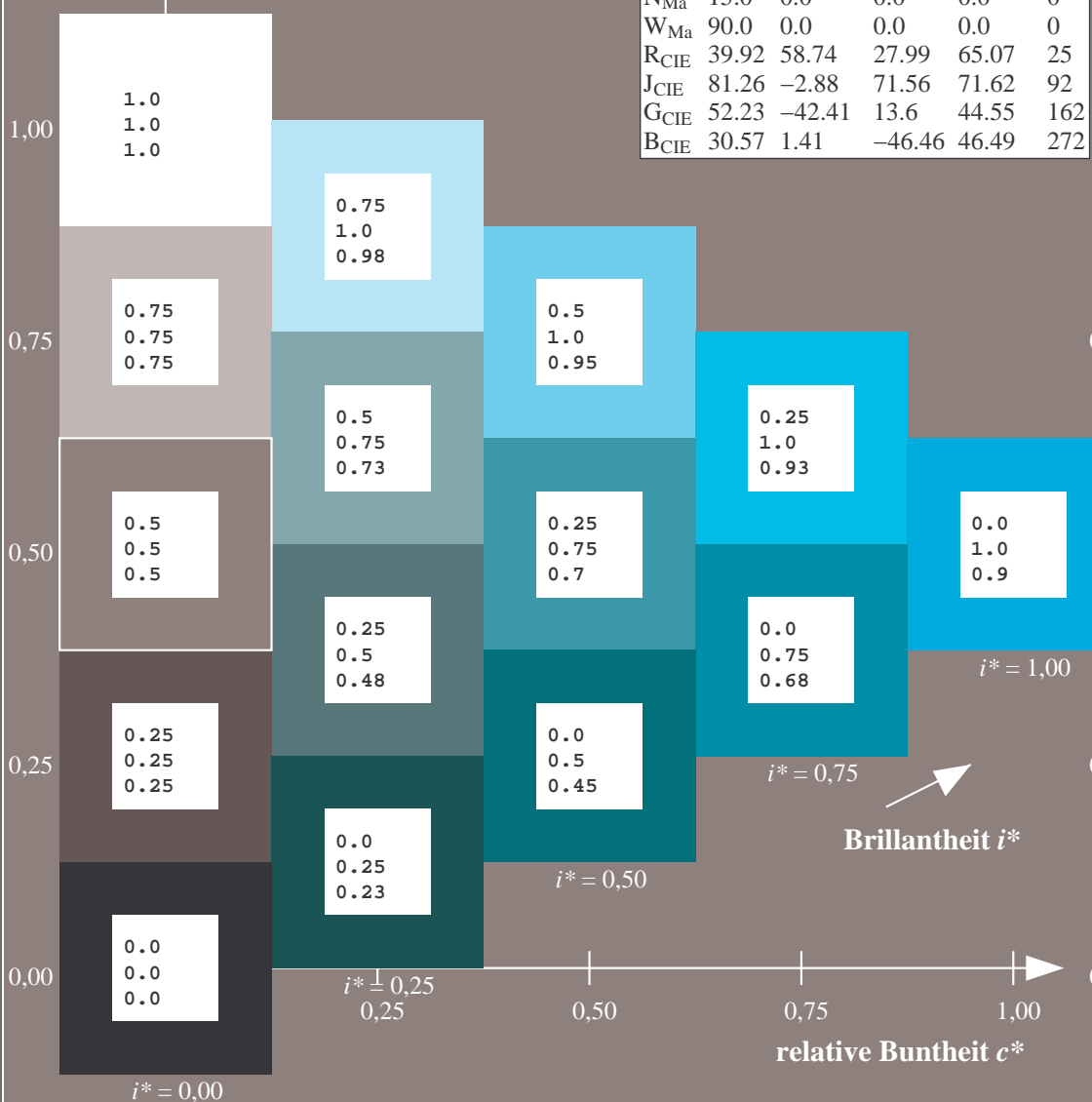
%Regularität

$g^*_{H,rel} = 31$

$g^*_{C,rel} = 40$

FRS15_90aM; adaptierte CIELAB-Daten

	$L^*=L^*_a$	a^*_a	b^*_a	$C^*_{ab,a}$	$h^*_{ab,a}$
r00j	35.47	56.92	27.12	63.05	25
r25j	39.12	49.04	44.45	66.19	42
r50j	50.64	35.19	58.33	68.13	59
r75j	64.01	19.11	74.45	76.87	76
j00g	83.18	-3.93	97.56	97.64	92
j25g	66.73	-26.86	74.66	79.35	110
j50g	54.03	-43.42	57.07	71.71	127
j75g	44.73	-54.21	38.33	66.4	145
g00b	47.59	-44.11	14.14	46.33	162
g25b	49.97	-35.68	-6.03	36.19	190
g50b	51.85	-29.05	-21.88	36.38	217
g75b	46.92	-15.53	-32.37	35.92	244
b00r	37.91	1.15	-38.05	38.08	272
b25r	23.81	27.31	-46.96	54.33	300
b50r	29.52	62.07	-37.87	72.72	329
b75r	36.48	64.24	-3.31	64.33	357



Daten für jede Farbe:

lab^*ch^* und lab^*icu^*

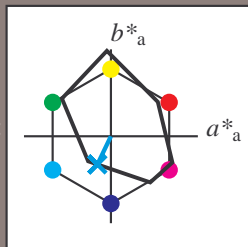
Elementar-Buntoncontext:

$u^* = g75b$

Kontrastreduzierungsfaktor:

$c_R = 0.9$

Dreiecks-Helligkeit t^*



FRS15_90aM; adaptierte CIELAB-Daten

	$L^*=L^*_a$	a^*_a	b^*_a	$C^*_{ab,a}$	$h^*_{ab,a}$
O _{Ma}	35.06	53.93	39.55	66.88	36
Y _{Ma}	83.77	-4.63	98.26	98.37	93
L _{Ma}	44.13	-56.32	43.36	71.09	142
C _{Ma}	52.66	-26.18	-28.74	38.89	228
V _{Ma}	14.15	45.22	-53.06	69.72	310
M _{Ma}	37.37	70.69	-30.1	76.83	337
N _{Ma}	15.0	0.0	0.0	0.0	0
W _{Ma}	90.0	0.0	0.0	0.0	0
R _{CIE}	39.92	58.74	27.99	65.07	25
J _{CIE}	81.26	-2.88	71.56	71.62	92
G _{CIE}	52.23	-42.41	13.6	44.55	162
B _{CIE}	30.57	1.41	-46.46	46.49	272

Daten für Maximalfarbe (Ma):

$LAB^*LAB^*_{Ma}$: 47 -15 -31

$LAB^*LCH^*_{Ma}$: 47 36 244

$lab^*rgb^*_{Ma}$: 0.0 0.5 1.0

$lab^*olv^*_{Ma}$: 0.0 0.85 1.0

Dreiecks-Helligkeit t^*

%Umfang

$u^*_{rel} = 88$

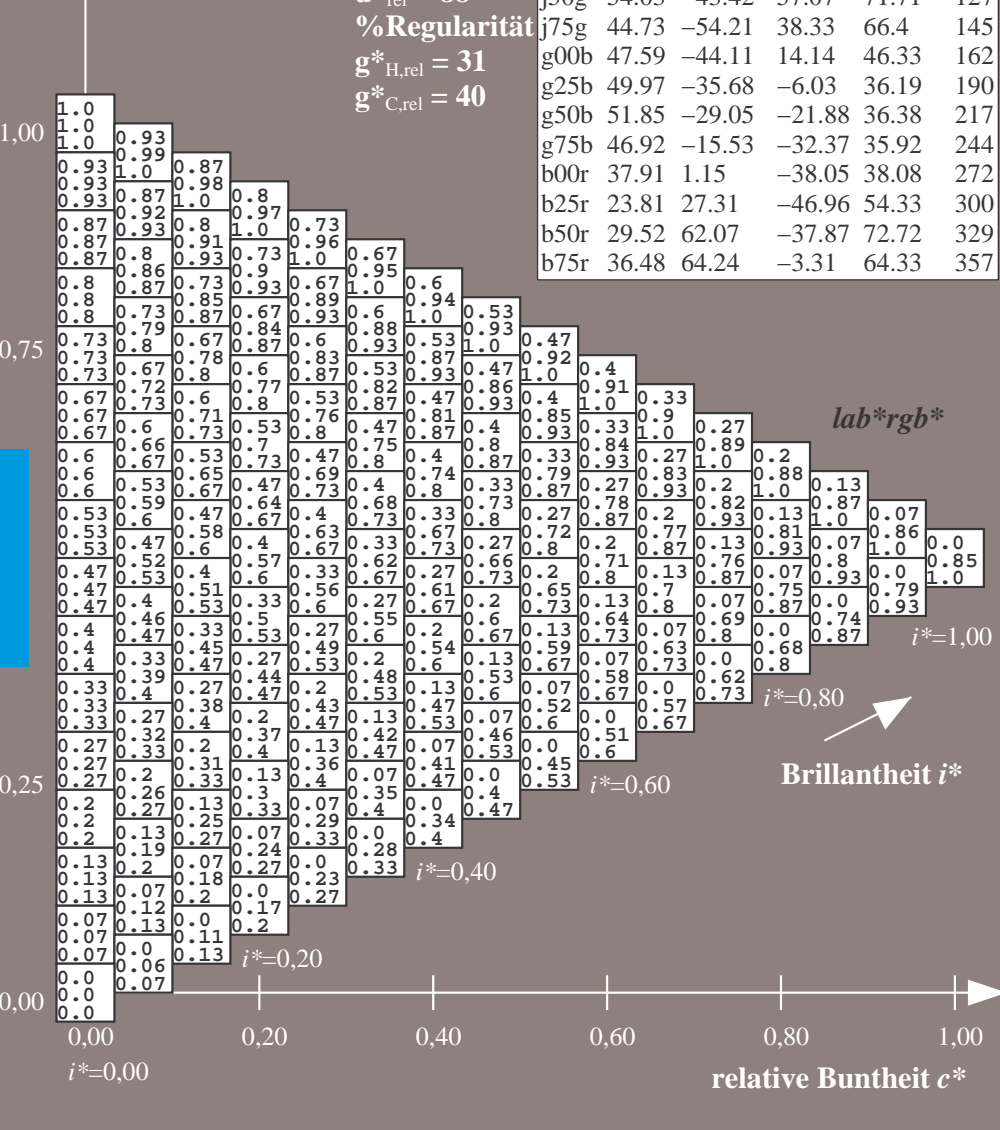
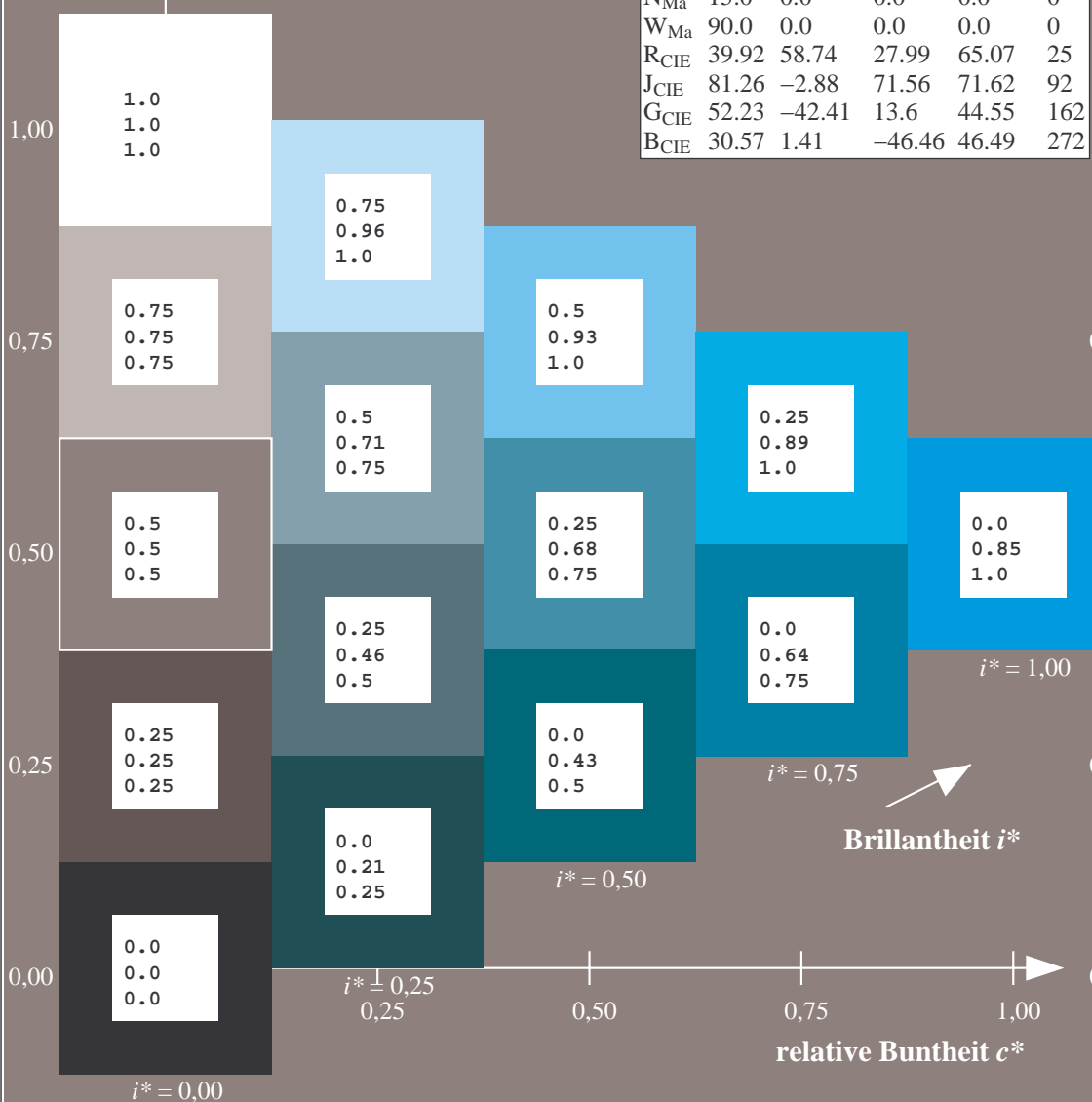
%Regularität

$g^*_{H,rel} = 31$

$g^*_{C,rel} = 40$

FRS15_90aM; adaptierte CIELAB-Daten

	$L^*=L^*_a$	a^*_a	b^*_a	$C^*_{ab,a}$	$h^*_{ab,a}$
r00j	35.47	56.92	27.12	63.05	25
r25j	39.12	49.04	44.45	66.19	42
r50j	50.64	35.19	58.33	68.13	59
r75j	64.01	19.11	74.45	76.87	76
j00g	83.18	-3.93	97.56	97.64	92
j25g	66.73	-26.86	74.66	79.35	110
j50g	54.03	-43.42	57.07	71.71	127
j75g	44.73	-54.21	38.33	66.4	145
g00b	47.59	-44.11	14.14	46.33	162
g25b	49.97	-35.68	-6.03	36.19	190
g50b	51.85	-29.05	-21.88	36.38	217
g75b	46.92	-15.53	-32.37	35.92	244
b00r	37.91	1.15	-38.05	38.08	272
b25r	23.81	27.31	-46.96	54.33	300
b50r	29.52	62.07	-37.87	72.72	329
b75r	36.48	64.24	-3.31	64.33	357



Daten für jede Farbe:

lab^*ch^* und lab^*icu^*

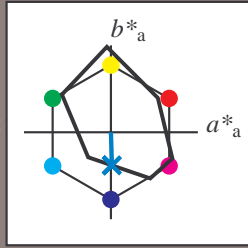
Elementar-Buntonkontext:

$u^* = b00r$

Kontrastreduzierungsfaktor:

$c_R = 0.9$

Dreiecks-Helligkeit t^*



FRS15_90aM; adaptierte CIELAB-Daten

	$L^*=L^*_a$	a^*_a	b^*_a	$C^*_{ab,a}$	$h^*_{ab,a}$
O _{Ma}	35.06	53.93	39.55	66.88	36
Y _{Ma}	83.77	-4.63	98.26	98.37	93
L _{Ma}	44.13	-56.32	43.36	71.09	142
C _{Ma}	52.66	-26.18	-28.74	38.89	228
V _{Ma}	14.15	45.22	-53.06	69.72	310
M _{Ma}	37.37	70.69	-30.1	76.83	337
N _{Ma}	15.0	0.0	0.0	0.0	0
W _{Ma}	90.0	0.0	0.0	0.0	0
R _{CIE}	39.92	58.74	27.99	65.07	25
J _{CIE}	81.26	-2.88	71.56	71.62	92
G _{CIE}	52.23	-42.41	13.6	44.55	162
B _{CIE}	30.57	1.41	-46.46	46.49	272

Daten für Maximalfarbe (Ma):

$LAB^*LAB^*_{Ma}$: 38 1 -37

$LAB^*LCH^*_{Ma}$: 38 38 272

$lab^*rgb^*_{Ma}$: 0.0 0.0 1.0

$lab^*olv^*_{Ma}$: 0.0 0.62 1.0

Dreiecks-Helligkeit t^*

%Umfang

$u^*_{rel} = 88$

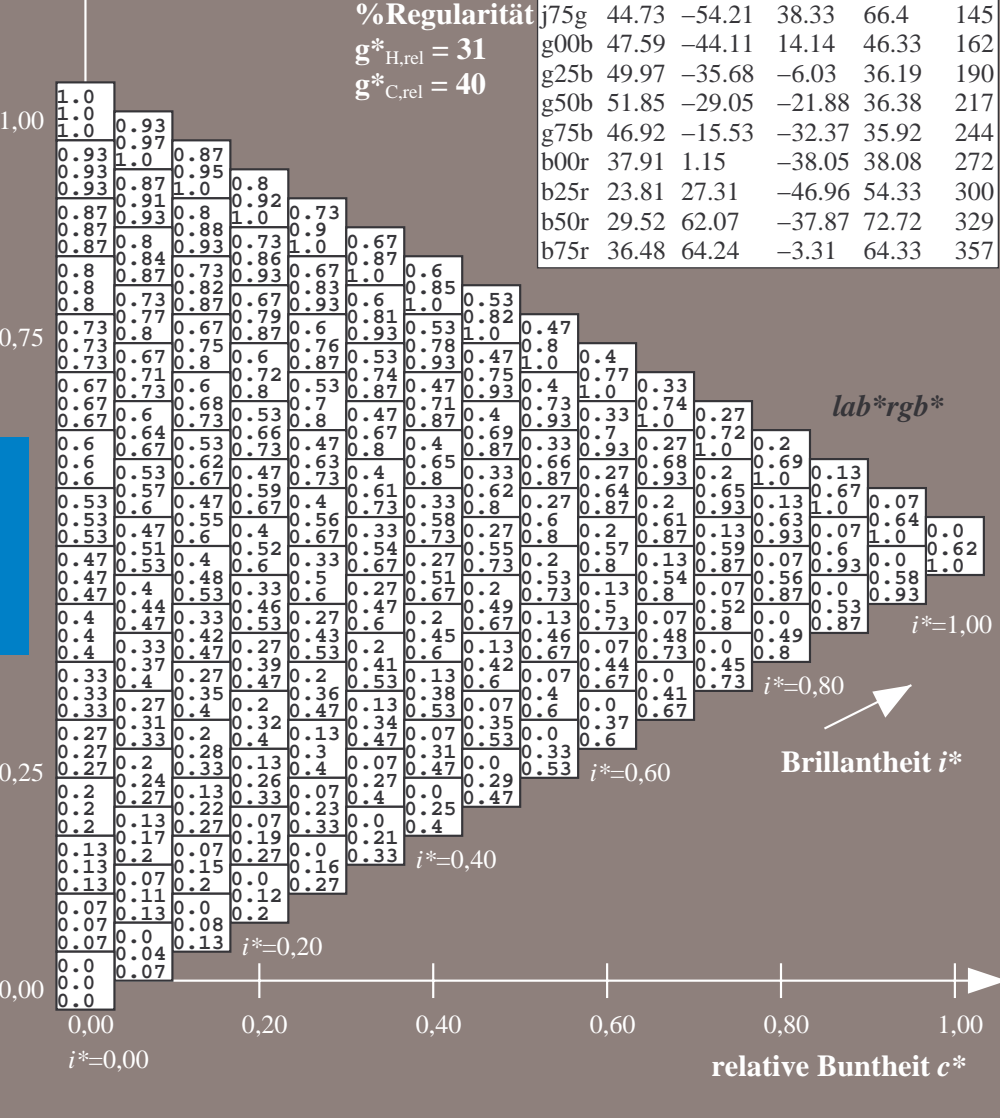
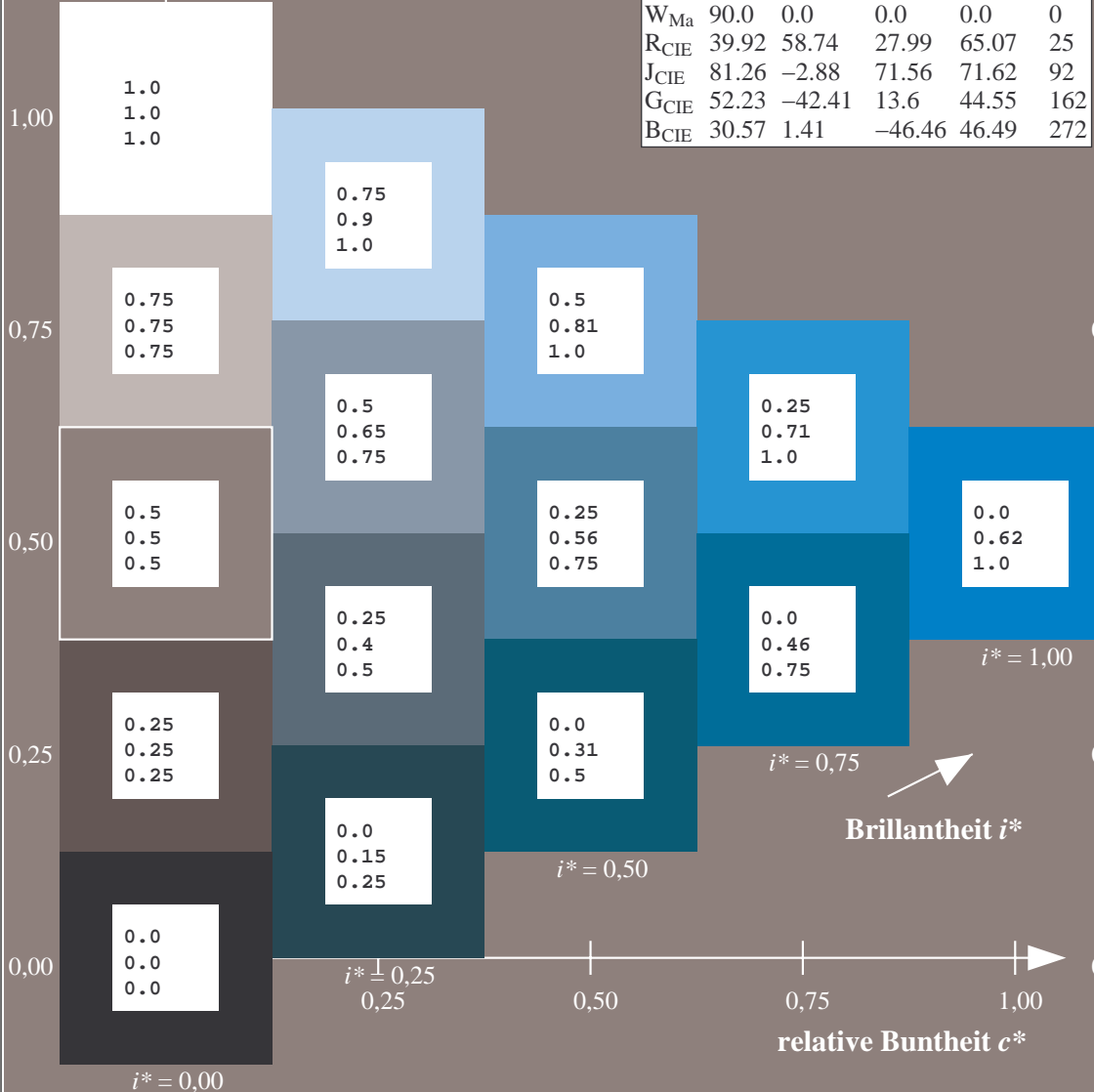
%Regularität

$g^*_{H,rel} = 31$

$g^*_{C,rel} = 40$

FRS15_90aM; adaptierte CIELAB-Daten

	$L^*=L^*_a$	a^*_a	b^*_a	$C^*_{ab,a}$	$h^*_{ab,a}$
r00j	35.47	56.92	27.12	63.05	25
r25j	39.12	49.04	44.45	66.19	42
r50j	50.64	35.19	58.33	68.13	59
r75j	64.01	19.11	74.45	76.87	76
j00g	83.18	-3.93	97.56	97.64	92
j25g	66.73	-26.86	74.66	79.35	110
j50g	54.03	-43.42	57.07	71.71	127
j75g	44.73	-54.21	38.33	66.4	145
g00b	47.59	-44.11	14.14	46.33	162
g25b	49.97	-35.68	-6.03	36.19	190
g50b	51.85	-29.05	-21.88	36.38	217
g75b	46.92	-15.53	-32.37	35.92	244
b00r	37.91	1.15	-38.05	38.08	272
b25r	23.81	27.31	-46.96	54.33	300
b50r	29.52	62.07	-37.87	72.72	329
b75r	36.48	64.24	-3.31	64.33	357



Daten für jede Farbe:

lab^*ch^* und lab^*icu^*

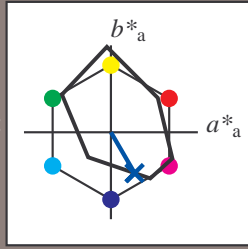
Elementar-Buntontext:

$u^* = b25r$

Kontrastreduzierungsfaktor:

$c_R = 0.9$

Dreiecks-Helligkeit t^*



FRS15_90aM; adaptierte CIELAB-Daten

	$L^*=L^*_a$	a^*_a	b^*_a	$C^*_{ab,a}$	$h^*_{ab,a}$
O _{Ma}	35.06	53.93	39.55	66.88	36
Y _{Ma}	83.77	-4.63	98.26	98.37	93
L _{Ma}	44.13	-56.32	43.36	71.09	142
C _{Ma}	52.66	-26.18	-28.74	38.89	228
V _{Ma}	14.15	45.22	-53.06	69.72	310
M _{Ma}	37.37	70.69	-30.1	76.83	337
N _{Ma}	15.0	0.0	0.0	0.0	0
W _{Ma}	90.0	0.0	0.0	0.0	0
R _{CIE}	39.92	58.74	27.99	65.07	25
J _{CIE}	81.26	-2.88	71.56	71.62	92
G _{CIE}	52.23	-42.41	13.6	44.55	162
B _{CIE}	30.57	1.41	-46.46	46.49	272

Daten für Maximalfarbe (Ma):

$LAB^*LAB^*_{Ma}$: 24 27 -46

$LAB^*LCH^*_{Ma}$: 24 54 300

$lab^*rgb^*_{Ma}$: 0.5 0.0 1.0

$lab^*olv^*_{Ma}$: 0.0 0.25 1.0

Dreiecks-Helligkeit t^*

%Umfang

$u^*_{rel} = 88$

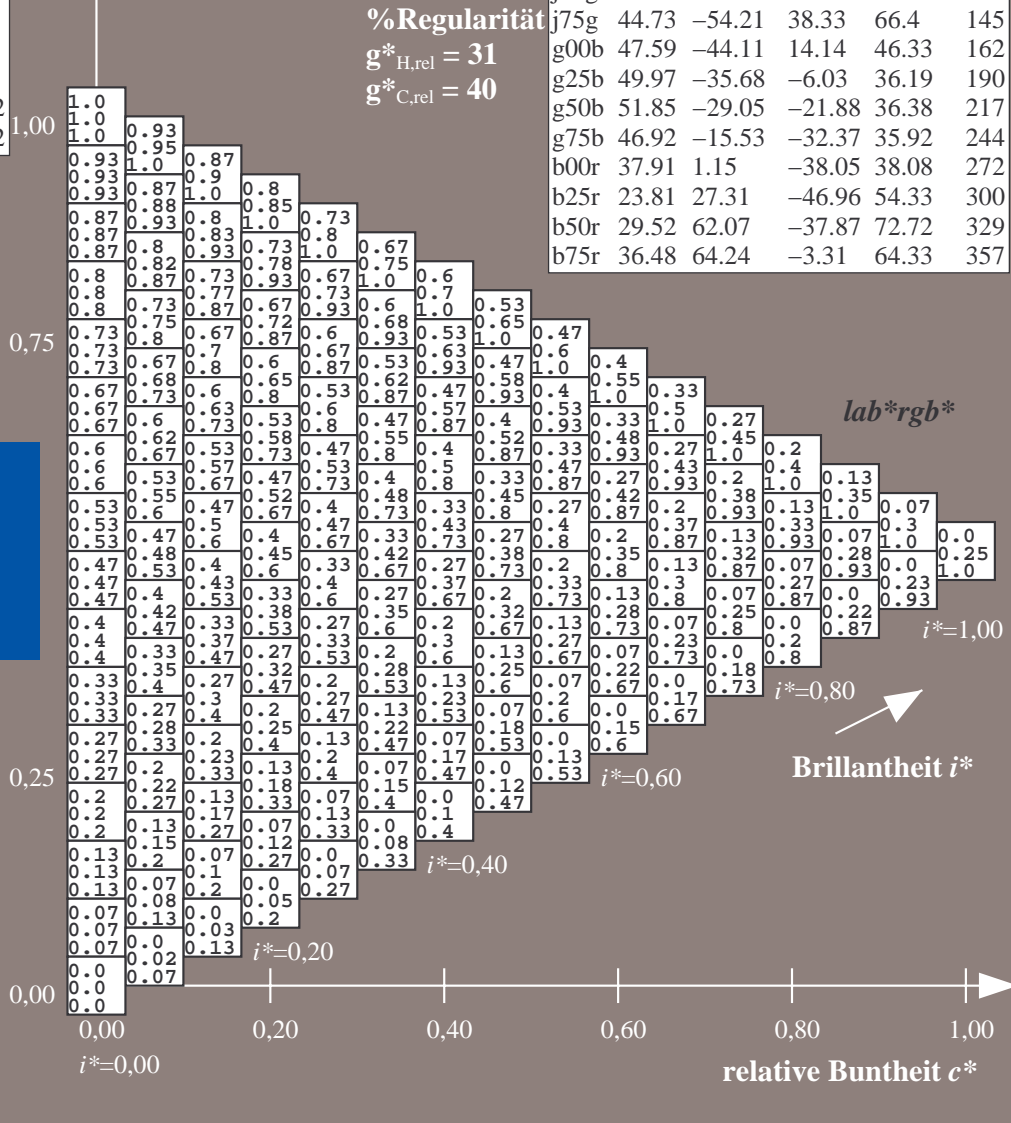
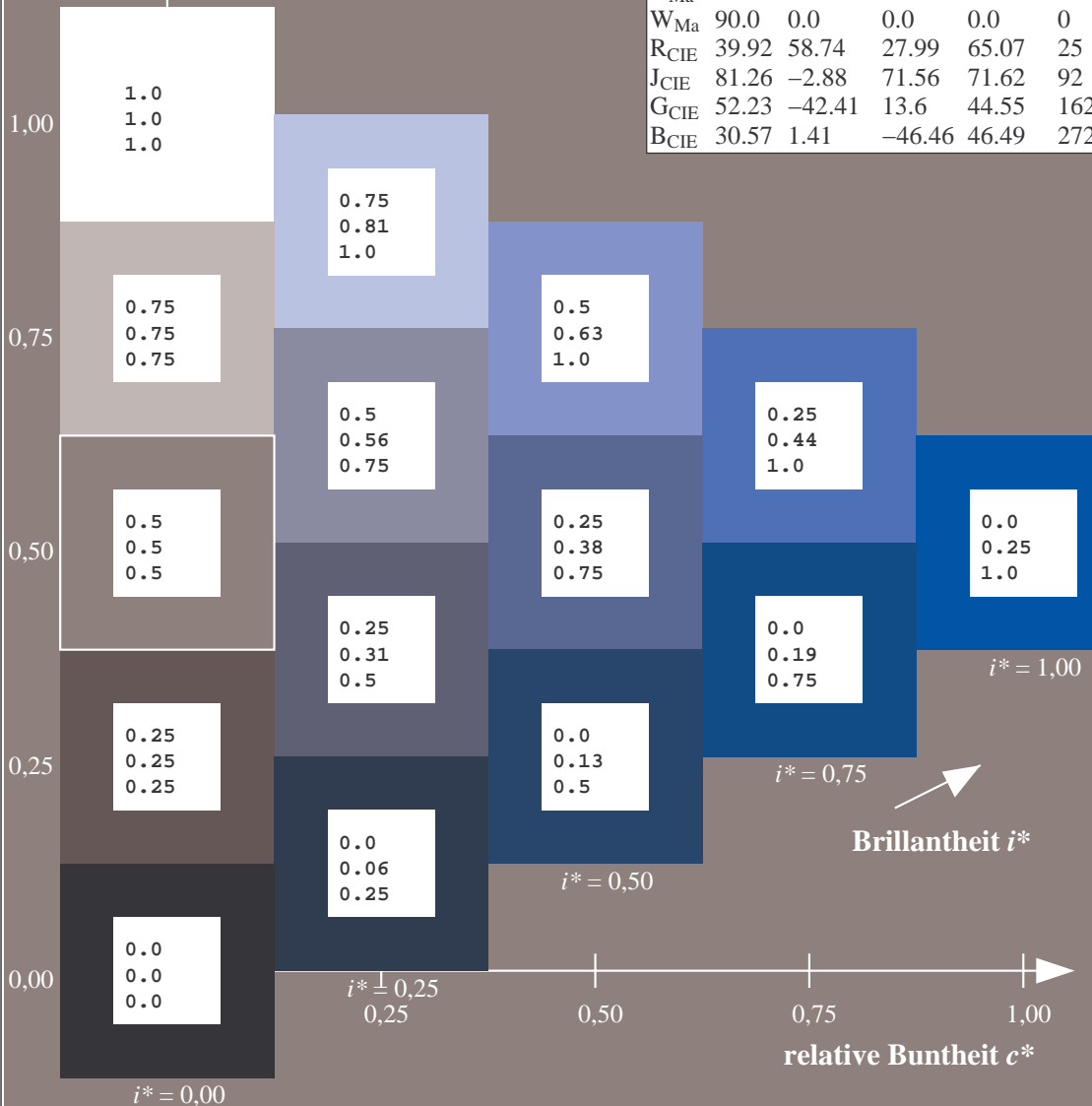
%Regularität

$g^*_{H,rel} = 31$

$g^*_{C,rel} = 40$

FRS15_90aM; adaptierte CIELAB-Daten

	$L^*=L^*_a$	a^*_a	b^*_a	$C^*_{ab,a}$	$h^*_{ab,a}$
r00j	35.47	56.92	27.12	63.05	25
r25j	39.12	49.04	44.45	66.19	42
r50j	50.64	35.19	58.33	68.13	59
r75j	64.01	19.11	74.45	76.87	76
j00g	83.18	-3.93	97.56	97.64	92
j25g	66.73	-26.86	74.66	79.35	110
j50g	54.03	-43.42	57.07	71.71	127
j75g	44.73	-54.21	38.33	66.4	145
g00b	47.59	-44.11	14.14	46.33	162
g25b	49.97	-35.68	-6.03	36.19	190
g50b	51.85	-29.05	-21.88	36.38	217
g75b	46.92	-15.53	-32.37	35.92	244
b00r	37.91	1.15	-38.05	38.08	272
b25r	23.81	27.31	-46.96	54.33	300
b50r	29.52	62.07	-37.87	72.72	329
b75r	36.48	64.24	-3.31	64.33	357



Daten für jede Farbe:

lab^*ch^* und lab^*icu^*

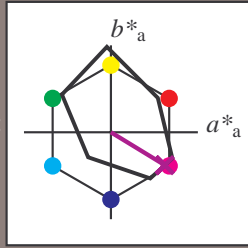
Elementar-Buntontext:

$u^* = b50r$

Kontrastreduzierungsfaktor:

$c_R = 0,9$

Dreiecks-Helligkeit t^*



FRS15_90aM; adaptierte CIELAB-Daten

	$L^*=L^*_a$	a^*_a	b^*_a	$C^*_{ab,a}$	$h^*_{ab,a}$
O _{Ma}	35.06	53.93	39.55	66.88	36
Y _{Ma}	83.77	-4.63	98.26	98.37	93
L _{Ma}	44.13	-56.32	43.36	71.09	142
C _{Ma}	52.66	-26.18	-28.74	38.89	228
V _{Ma}	14.15	45.22	-53.06	69.72	310
M _{Ma}	37.37	70.69	-30.1	76.83	337
N _{Ma}	15.0	0.0	0.0	0.0	0
W _{Ma}	90.0	0.0	0.0	0.0	0
R _{CIE}	39.92	58.74	27.99	65.07	25
J _{CIE}	81.26	-2.88	71.56	71.62	92
G _{CIE}	52.23	-42.41	13.6	44.55	162
B _{CIE}	30.57	1.41	-46.46	46.49	272

Daten für Maximalfarbe (Ma):

$LAB^*LAB^*_{Ma}$: 30 62 -37

$LAB^*LCH^*_{Ma}$: 30 73 329

$lab^*rgb^*_{Ma}$: 1.0 0.0 1.0

$lab^*olv^*_{Ma}$: 0.66 0.0 1.0

Dreiecks-Helligkeit t^*

%Umfang

$u^*_{rel} = 88$

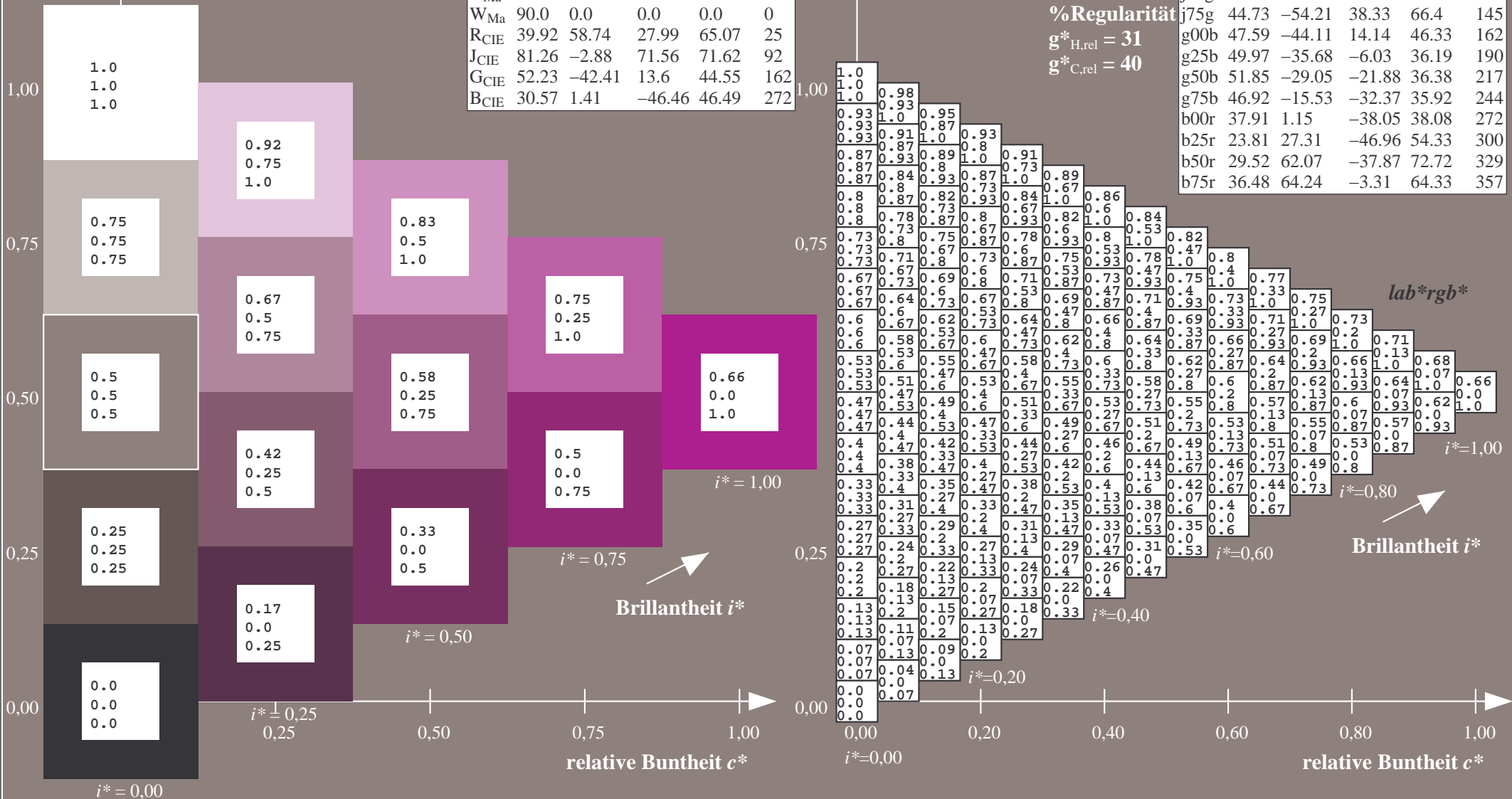
%Regularität

$g^*_{H,rel} = 31$

$g^*_{C,rel} = 40$

FRS15_90aM; adaptierte CIELAB-Daten

	$L^*=L^*_a$	a^*_a	b^*_a	$C^*_{ab,a}$	$h^*_{ab,a}$
r00j	35.47	56.92	27.12	63.05	25
r25j	39.12	49.04	44.45	66.19	42
r50j	50.64	35.19	58.33	68.13	59
r75j	64.01	19.11	74.45	76.87	76
j00g	83.18	-3.93	97.56	97.64	92
j25g	66.73	-26.86	74.66	79.35	110
j50g	54.03	-43.42	57.07	71.71	127
j75g	44.73	-54.21	38.33	66.4	145
g00b	47.59	-44.11	14.14	46.33	162
g25b	49.97	-35.68	-6.03	36.19	190
g50b	51.85	-29.05	-21.88	36.38	217
g75b	46.92	-15.53	-32.37	35.92	244
b00r	37.91	1.15	-38.05	38.08	272
b25r	23.81	27.31	-46.96	54.33	300
b50r	29.52	62.07	-37.87	72.72	329
b75r	36.48	64.24	-3.31	64.33	357



Daten für jede Farbe:

lab^*ch^* und lab^*icu^*

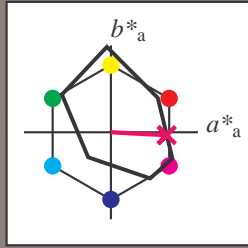
Elementar-Buntontext:

$u^* = b75r$

Kontrastreduzierungsfaktor:

$c_R = 0,9$

Dreiecks-Helligkeit t^*



FRS15_90aM; adaptierte CIELAB-Daten

	$L^*=L^*_a$	a^*_a	b^*_a	$C^*_{ab,a}$	$h^*_{ab,a}$
O _{Ma}	35.06	53.93	39.55	66.88	36
Y _{Ma}	83.77	-4.63	98.26	98.37	93
L _{Ma}	44.13	-56.32	43.36	71.09	142
C _{Ma}	52.66	-26.18	-28.74	38.89	228
V _{Ma}	14.15	45.22	-53.06	69.72	310
M _{Ma}	37.37	70.69	-30.1	76.83	337
N _{Ma}	15.0	0.0	0.0	0.0	0
W _{Ma}	90.0	0.0	0.0	0.0	0
R _{CIE}	39.92	58.74	27.99	65.07	25
J _{CIE}	81.26	-2.88	71.56	71.62	92
G _{CIE}	52.23	-42.41	13.6	44.55	162
B _{CIE}	30.57	1.41	-46.46	46.49	272

Daten für Maximalfarbe (Ma):

$LAB^*LAB^*_{Ma}$: 36 64 -2

$LAB^*LCH^*_{Ma}$: 36 64 357

$lab^*rgb^*_{Ma}$: 1.0 0.0 0.5

$lab^*olv^*_{Ma}$: 1.0 0.0 0.62

Dreiecks-Helligkeit t^*

%Umfang

$u^*_{rel} = 88$

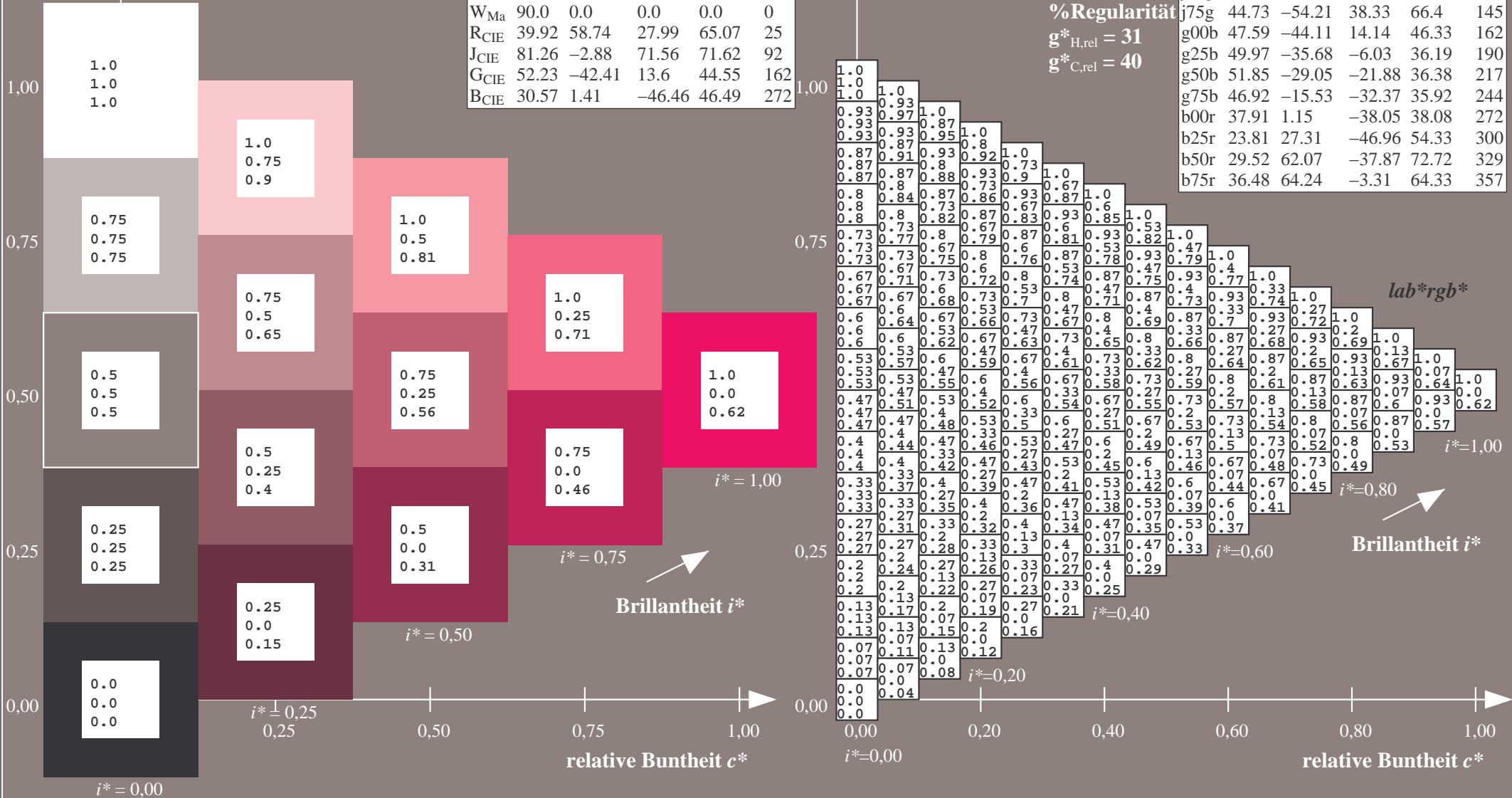
%Regularität

$g^*_{H,rel} = 31$

$g^*_{C,rel} = 40$

FRS15_90aM; adaptierte CIELAB-Daten

	$L^*=L^*_a$	a^*_a	b^*_a	$C^*_{ab,a}$	$h^*_{ab,a}$
r00j	35.47	56.92	27.12	63.05	25
r25j	39.12	49.04	44.45	66.19	42
r50j	50.64	35.19	58.33	68.13	59
r75j	64.01	19.11	74.45	76.87	76
j00g	83.18	-3.93	97.56	97.64	92
j25g	66.73	-26.86	74.66	79.35	110
j50g	54.03	-43.42	57.07	71.71	127
j75g	44.73	-54.21	38.33	66.4	145
g00b	47.59	-44.11	14.14	46.33	162
g25b	49.97	-35.68	-6.03	36.19	190
g50b	51.85	-29.05	-21.88	36.38	217
g75b	46.92	-15.53	-32.37	35.92	244
b00r	37.91	1.15	-38.05	38.08	272
b25r	23.81	27.31	-46.96	54.33	300
b50r	29.52	62.07	-37.87	72.72	329
b75r	36.48	64.24	-3.31	64.33	357



Ein und Ausgabe:
Farbmetrisches Drucker-Reflektiv-System FRS15_90aM

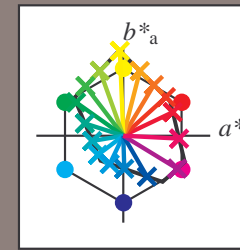
Daten für jede Farbe:
*lab*tch** und *lab*icu**

Elementar-Bunntext:
*u** = 16 Bunttöne *r00j*, *r25j*, ..., *b75r*

Kontrastreduzierungsfaktor:
 $c_R = 0.9$

FRS15_90aM; adaptierte CIELAB-Daten

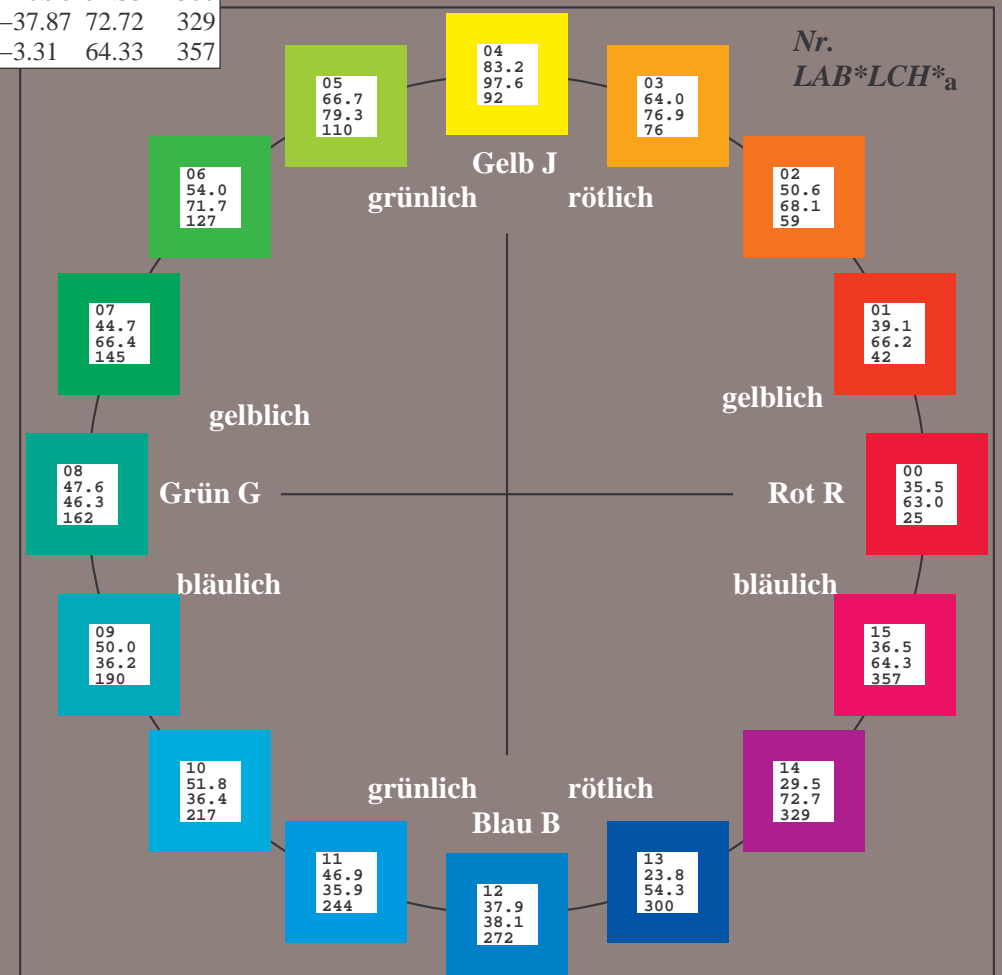
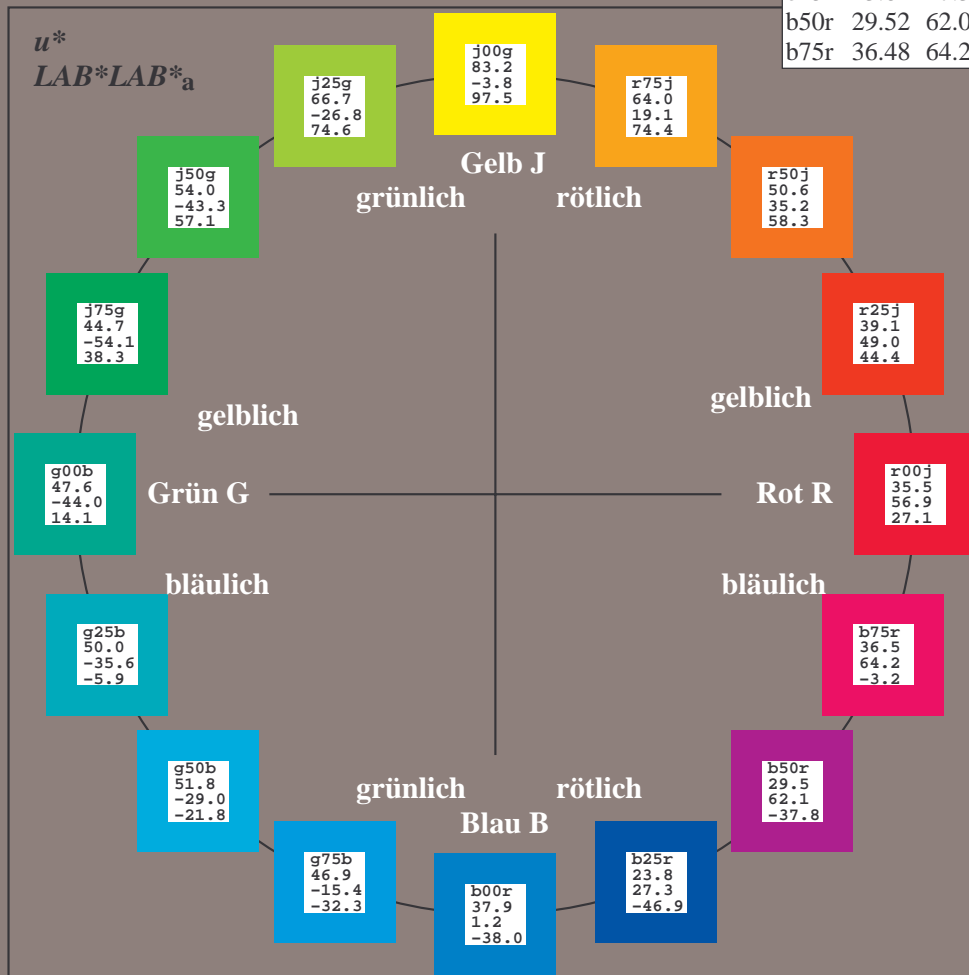
	$L^*=L^*_a$	a^*_a	b^*_a	$C^*_{ab,a}$	$h^*_{ab,a}$
r00j	35.47	56.92	27.12	63.05	25
r25j	39.12	49.04	44.45	66.19	42
r50j	50.64	35.19	58.33	68.13	59
r75j	64.01	19.11	74.45	76.87	76
j00g	83.18	-3.93	97.56	97.64	92
j25g	66.73	-26.86	74.66	79.35	110
j50g	54.03	-43.42	57.07	71.71	127
j75g	44.73	-54.21	38.33	66.4	145
g00b	47.59	-44.11	14.14	46.33	162
g25b	49.97	-35.68	-6.03	36.19	190
g50b	51.85	-29.05	-21.88	36.38	217
g75b	46.92	-15.53	-32.37	35.92	244
b00r	37.91	1.15	-38.05	38.08	272
b25r	23.81	27.31	-46.96	54.33	300
b50r	29.52	62.07	-37.87	72.72	329
b75r	36.48	64.24	-3.31	64.33	357



%Umfang
 $u^*_{rel} = 88$
%Regularität
 $g^*_{H,rel} = 31$
 $g^*_{C,rel} = 40$

FRS15_90aM; adaptierte CIELAB-Daten

	$L^*=L^*_a$	a^*_a	b^*_a	$C^*_{ab,a}$	$h^*_{ab,a}$
O _{Ma}	35.06	53.93	39.55	66.88	36
Y _{Ma}	83.77	-4.63	98.26	98.37	93
L _{Ma}	44.13	-56.32	43.36	71.09	142
C _{Ma}	52.66	-26.18	-28.74	38.89	228
V _{Ma}	14.15	45.22	-53.06	69.72	310
M _{Ma}	37.37	70.69	-30.1	76.83	337
N _{Ma}	15.0	0.0	0.0	0.0	0
W _{Ma}	90.0	0.0	0.0	0.0	0
R _{CIE}	39.92	58.74	27.99	65.07	25
J _{CIE}	81.26	-2.88	71.56	71.62	92
G _{CIE}	52.23	-42.41	13.6	44.55	162
B _{CIE}	30.57	1.41	-46.46	46.49	272



Daten für jede Farbe:

lab^*ch^* und lab^*icu^*

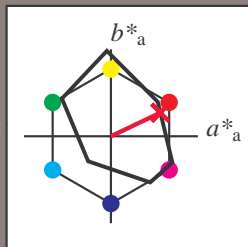
Elementar-Buntontext:

$u^* = r00j$

Kontrastreduzierungsfaktor:

$c_R = 0.9$

Dreiecks-Helligkeit t^*



FRS15_90aM; adaptierte CIELAB-Daten

	$L^*=L^*_a$	a^*_a	b^*_a	$C^*_{ab,a}$	$h^*_{ab,a}$
O _{Ma}	35.06	53.93	39.55	66.88	36
Y _{Ma}	83.77	-4.63	98.26	98.37	93
L _{Ma}	44.13	-56.32	43.36	71.09	142
C _{Ma}	52.66	-26.18	-28.74	38.89	228
V _{Ma}	14.15	45.22	-53.06	69.72	310
M _{Ma}	37.37	70.69	-30.1	76.83	337
N _{Ma}	15.0	0.0	0.0	0.0	0
W _{Ma}	90.0	0.0	0.0	0.0	0
R _{CIE}	39.92	58.74	27.99	65.07	25
J _{CIE}	81.26	-2.88	71.56	71.62	92
G _{CIE}	52.23	-42.41	13.6	44.55	162
B _{CIE}	30.57	1.41	-46.46	46.49	272

Daten für Maximalfarbe (Ma):

$LAB^*LAB^*_Ma$: 35 57 27

$LAB^*LCH^*_Ma$: 35 63 25

$lab^*rgb^*_Ma$: 1.0 0.0 0.0

$lab^*olv^*_Ma$: 1.0 0.0 0.18

Dreiecks-Helligkeit t^*

%Umfang

$u^*_{rel} = 88$

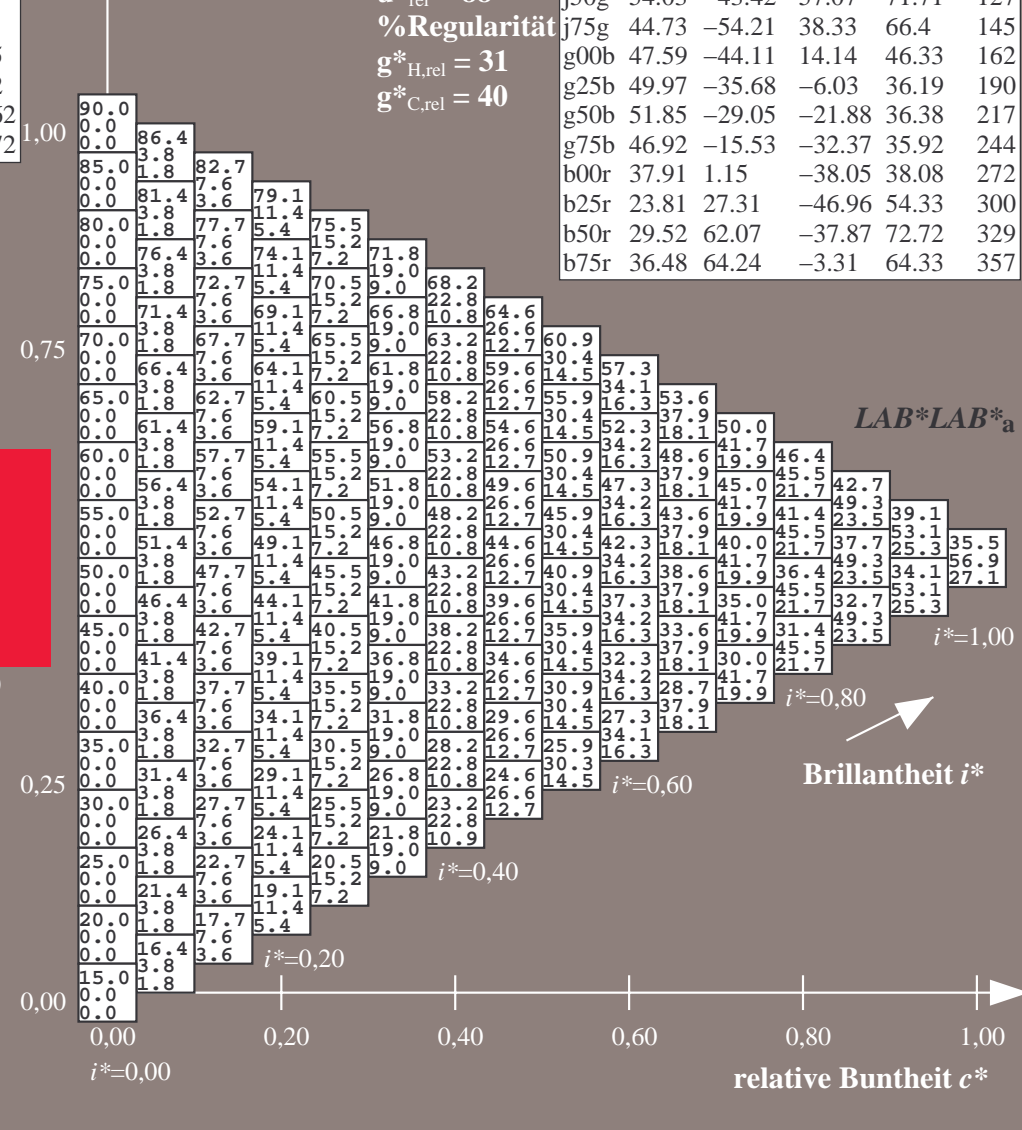
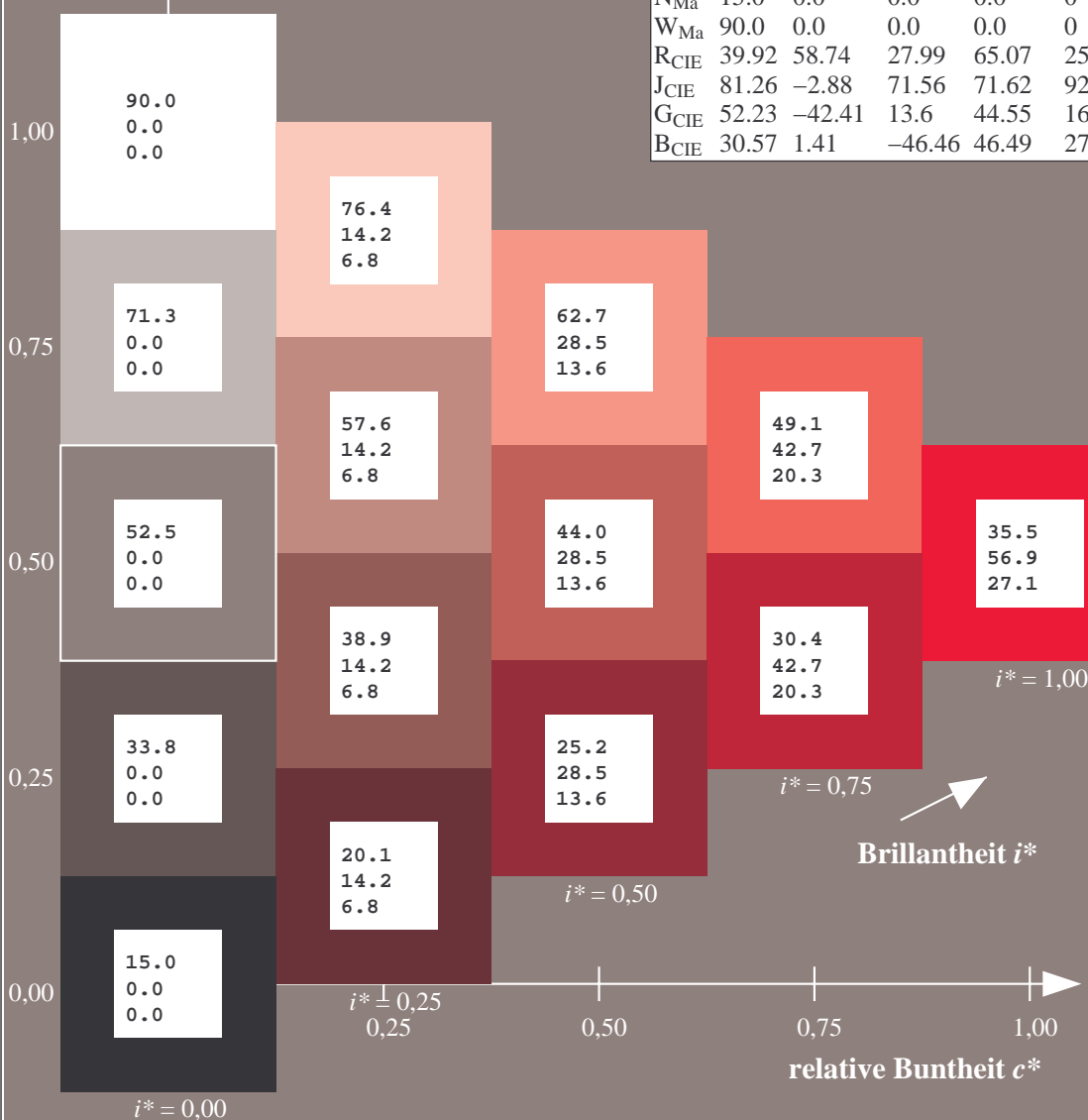
%Regularität

$g^*_{H,rel} = 31$

$g^*_{C,rel} = 40$

FRS15_90aM; adaptierte CIELAB-Daten

	$L^*=L^*_a$	a^*_a	b^*_a	$C^*_{ab,a}$	$h^*_{ab,a}$
r00j	35.47	56.92	27.12	63.05	25
r25j	39.12	49.04	44.45	66.19	42
r50j	50.64	35.19	58.33	68.13	59
r75j	64.01	19.11	74.45	76.87	76
j00g	83.18	-3.93	97.56	97.64	92
j25g	66.73	-26.86	74.66	79.35	110
j50g	54.03	-43.42	57.07	71.71	127
j75g	44.73	-54.21	38.33	66.4	145
g00b	47.59	-44.11	14.14	46.33	162
g25b	49.97	-35.68	-6.03	36.19	190
g50b	51.85	-29.05	-21.88	36.38	217
g75b	46.92	-15.53	-32.37	35.92	244
b00r	37.91	1.15	-38.05	38.08	272
b25r	23.81	27.31	-46.96	54.33	300
b50r	29.52	62.07	-37.87	72.72	329
b75r	36.48	64.24	-3.31	64.33	357



Daten für jede Farbe:

lab^*ch^* und lab^*icu^*

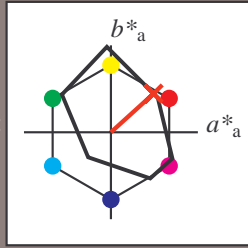
Elementar-Buntontext:

$u^* = r25j$

Kontrastreduzierungsfaktor:

$c_R = 0.9$

Dreiecks-Helligkeit t^*



FRS15_90aM; adaptierte CIELAB-Daten

	$L^*=L^*_a$	a^*_a	b^*_a	$C^*_{ab,a}$	$h^*_{ab,a}$
O _{Ma}	35.06	53.93	39.55	66.88	36
Y _{Ma}	83.77	-4.63	98.26	98.37	93
L _{Ma}	44.13	-56.32	43.36	71.09	142
C _{Ma}	52.66	-26.18	-28.74	38.89	228
V _{Ma}	14.15	45.22	-53.06	69.72	310
M _{Ma}	37.37	70.69	-30.1	76.83	337
N _{Ma}	15.0	0.0	0.0	0.0	0
W _{Ma}	90.0	0.0	0.0	0.0	0
R _{CIE}	39.92	58.74	27.99	65.07	25
J _{CIE}	81.26	-2.88	71.56	71.62	92
G _{CIE}	52.23	-42.41	13.6	44.55	162
B _{CIE}	30.57	1.41	-46.46	46.49	272

Daten für Maximalfarbe (Ma):

$LAB^*LAB^*_Ma$: 39 49 44

$LAB^*LCH^*_Ma$: 39 66 42

$lab^*rgb^*_Ma$: 1.0 0.25 0.0

$lab^*olv^*_Ma$: 1.0 0.08 0.0

Dreiecks-Helligkeit t^*

%Umfang

$u^*_{rel} = 88$

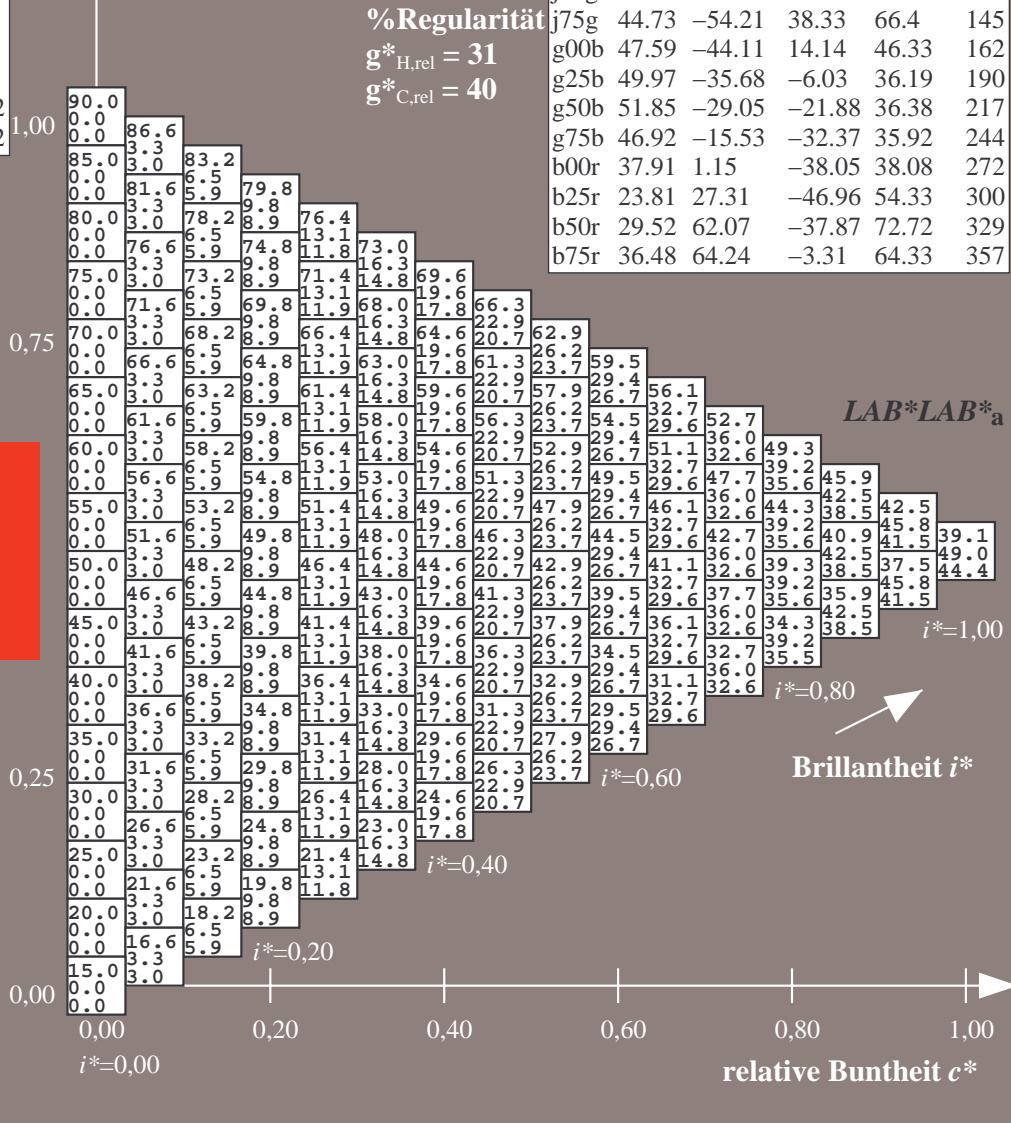
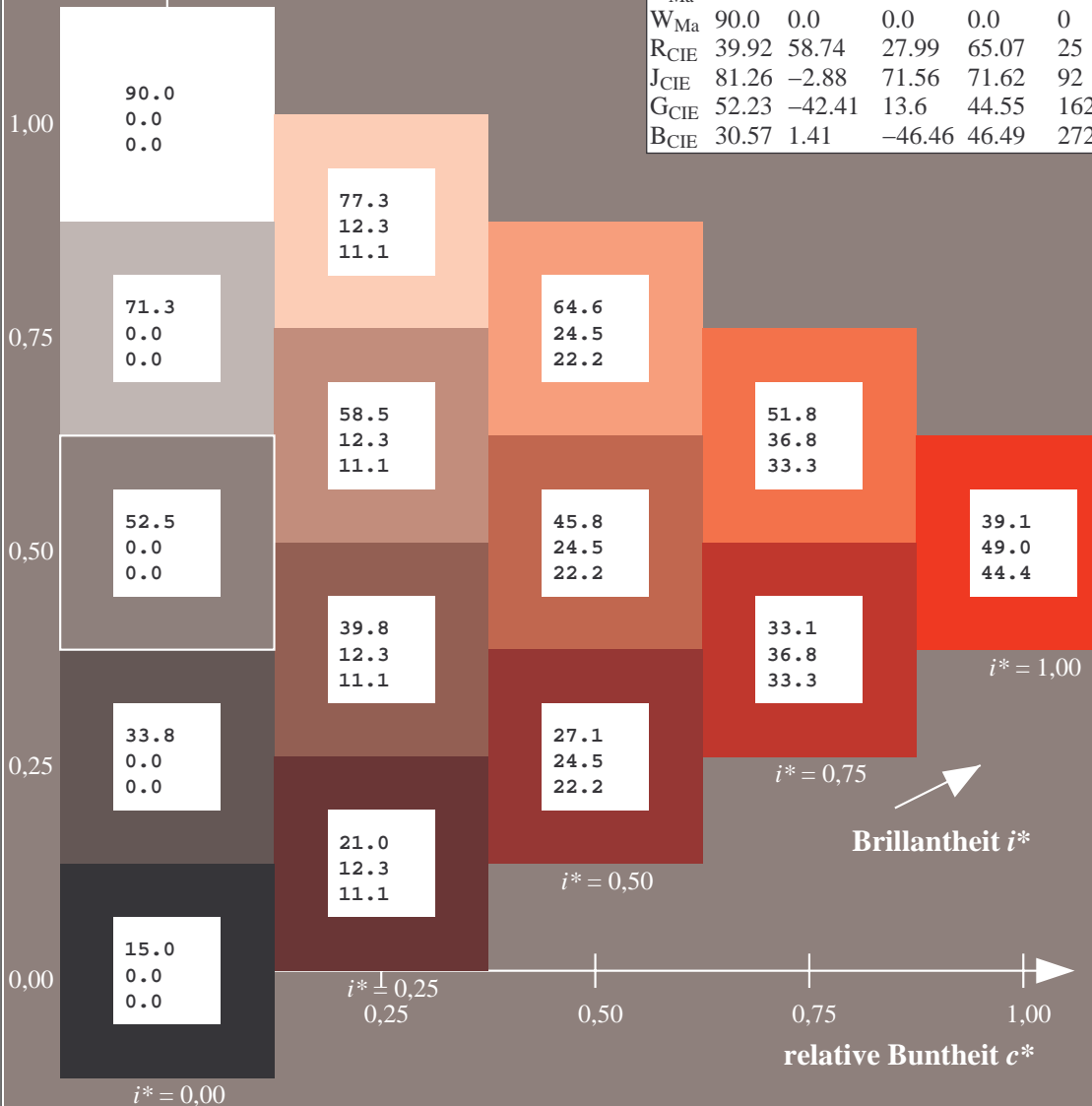
%Regularität

$g^*_{H,rel} = 31$

$g^*_{C,rel} = 40$

FRS15_90aM; adaptierte CIELAB-Daten

	$L^*=L^*_a$	a^*_a	b^*_a	$C^*_{ab,a}$	$h^*_{ab,a}$
r00j	35.47	56.92	27.12	63.05	25
r25j	39.12	49.04	44.45	66.19	42
r50j	50.64	35.19	58.33	68.13	59
r75j	64.01	19.11	74.45	76.87	76
j00g	83.18	-3.93	97.56	97.64	92
j25g	66.73	-26.86	74.66	79.35	110
j50g	54.03	-43.42	57.07	71.71	127
j75g	44.73	-54.21	38.33	66.4	145
g00b	47.59	-44.11	14.14	46.33	162
g25b	49.97	-35.68	-6.03	36.19	190
g50b	51.85	-29.05	-21.88	36.38	217
g75b	46.92	-15.53	-32.37	35.92	244
b00r	37.91	1.15	-38.05	38.08	272
b25r	23.81	27.31	-46.96	54.33	300
b50r	29.52	62.07	-37.87	72.72	329
b75r	36.48	64.24	-3.31	64.33	357



Daten für jede Farbe:

lab^*ch^* und lab^*icu^*

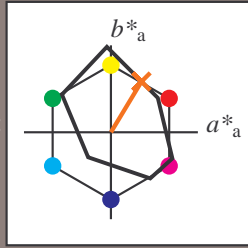
Elementar-Buntontext:

$u^* = r50j$

Kontrastreduzierungsfaktor:

$c_R = 0.9$

Dreiecks-Helligkeit t^*



FRS15_90aM; adaptierte CIELAB-Daten

	$L^*=L^*_a$	a^*_a	b^*_a	$C^*_{ab,a}$	$h^*_{ab,a}$
O _{Ma}	35.06	53.93	39.55	66.88	36
Y _{Ma}	83.77	-4.63	98.26	98.37	93
L _{Ma}	44.13	-56.32	43.36	71.09	142
C _{Ma}	52.66	-26.18	-28.74	38.89	228
V _{Ma}	14.15	45.22	-53.06	69.72	310
M _{Ma}	37.37	70.69	-30.1	76.83	337
N _{Ma}	15.0	0.0	0.0	0.0	0
W _{Ma}	90.0	0.0	0.0	0.0	0
R _{CIE}	39.92	58.74	27.99	65.07	25
J _{CIE}	81.26	-2.88	71.56	71.62	92
G _{CIE}	52.23	-42.41	13.6	44.55	162
B _{CIE}	30.57	1.41	-46.46	46.49	272

Daten für Maximalfarbe (Ma):

$LAB^*LAB^*_Ma$: 51 35 58

$LAB^*LCH^*_Ma$: 51 68 59

$lab^*rgb^*_Ma$: 1.0 0.5 0.0

$lab^*olv^*_Ma$: 1.0 0.32 0.0

Dreiecks-Helligkeit t^*

%Umfang

$u^*_{rel} = 88$

%Regularität

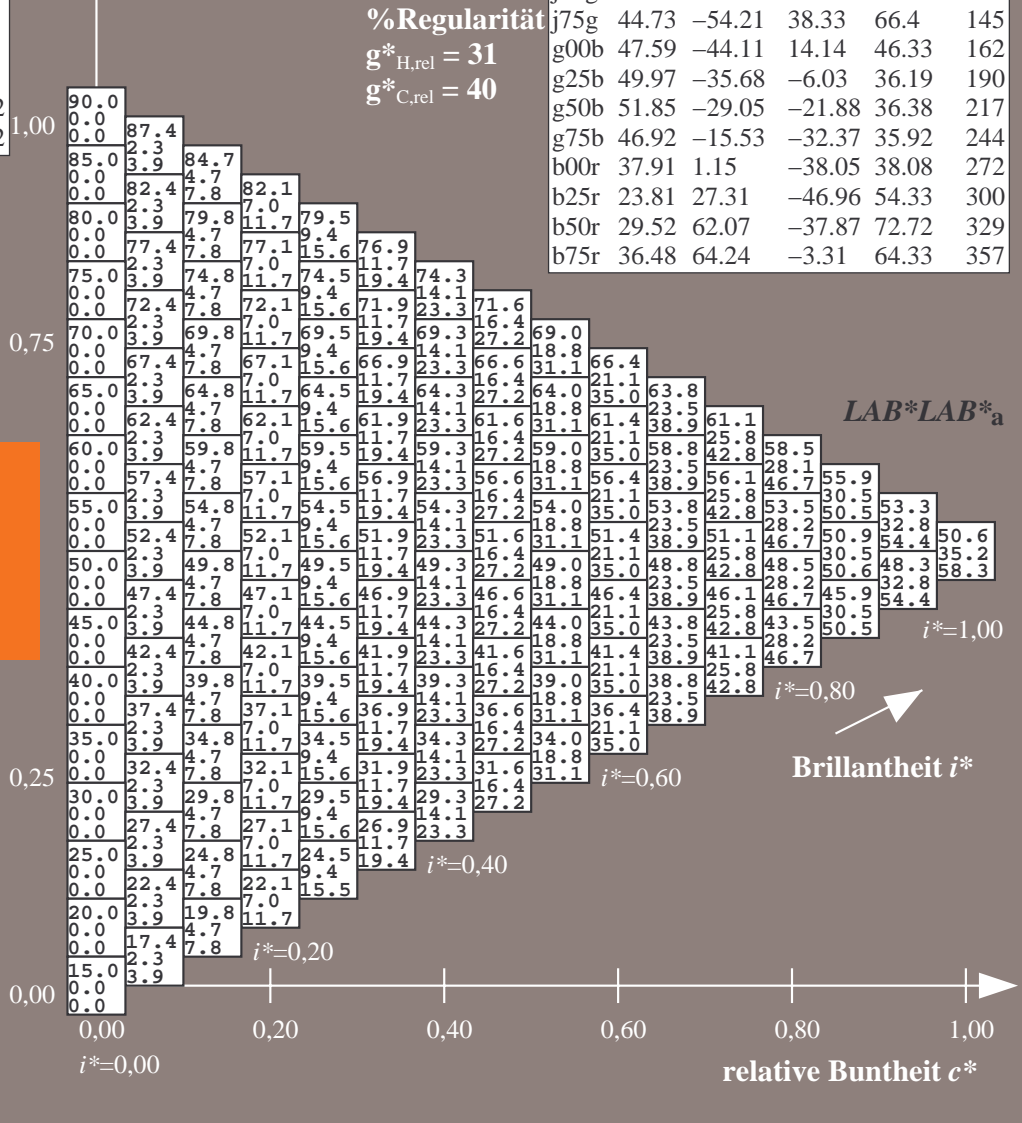
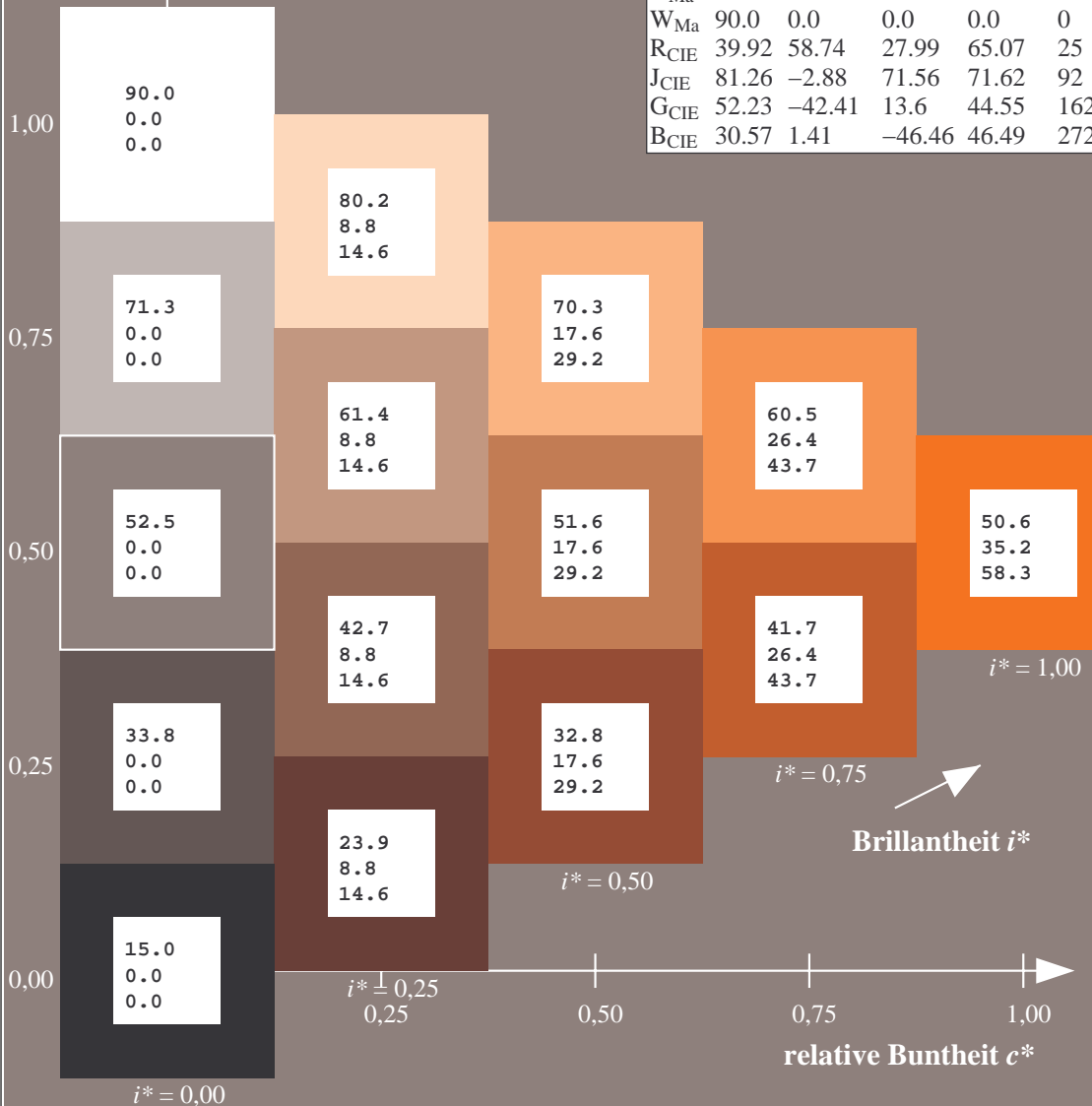
$g^*_{H,rel} = 31$

$g^*_{C,rel} = 40$

$LAB^*LAB^*_a$

FRS15_90aM; adaptierte CIELAB-Daten

	$L^*=L^*_a$	a^*_a	b^*_a	$C^*_{ab,a}$	$h^*_{ab,a}$
r00j	35.47	56.92	27.12	63.05	25
r25j	39.12	49.04	44.45	66.19	42
r50j	50.64	35.19	58.33	68.13	59
r75j	64.01	19.11	74.45	76.87	76
j00g	83.18	-3.93	97.56	97.64	92
j25g	66.73	-26.86	74.66	79.35	110
j50g	54.03	-43.42	57.07	71.71	127
j75g	44.73	-54.21	38.33	66.4	145
g00b	47.59	-44.11	14.14	46.33	162
g25b	49.97	-35.68	-6.03	36.19	190
g50b	51.85	-29.05	-21.88	36.38	217
g75b	46.92	-15.53	-32.37	35.92	244
b00r	37.91	1.15	-38.05	38.08	272
b25r	23.81	27.31	-46.96	54.33	300
b50r	29.52	62.07	-37.87	72.72	329
b75r	36.48	64.24	-3.31	64.33	357



Daten für jede Farbe:

lab^*ch^* und lab^*icu^*

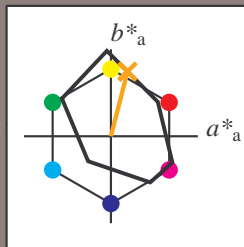
Elementar-Buntontext:

$u^* = r75j$

Kontrastreduzierungsfaktor:

$c_R = 0,9$

Dreiecks-Helligkeit t^*



FRS15_90aM; adaptierte CIELAB-Daten

	$L^*=L^*_a$	a^*_a	b^*_a	$C^*_{ab,a}$	$h^*_{ab,a}$
O _{Ma}	35.06	53.93	39.55	66.88	36
Y _{Ma}	83.77	-4.63	98.26	98.37	93
L _{Ma}	44.13	-56.32	43.36	71.09	142
C _{Ma}	52.66	-26.18	-28.74	38.89	228
V _{Ma}	14.15	45.22	-53.06	69.72	310
M _{Ma}	37.37	70.69	-30.1	76.83	337
N _{Ma}	15.0	0.0	0.0	0.0	0
W _{Ma}	90.0	0.0	0.0	0.0	0
R _{CIE}	39.92	58.74	27.99	65.07	25
J _{CIE}	81.26	-2.88	71.56	71.62	92
G _{CIE}	52.23	-42.41	13.6	44.55	162
B _{CIE}	30.57	1.41	-46.46	46.49	272

Daten für Maximalfarbe (Ma):

$LAB^*LAB^*_Ma$: 64 19 74

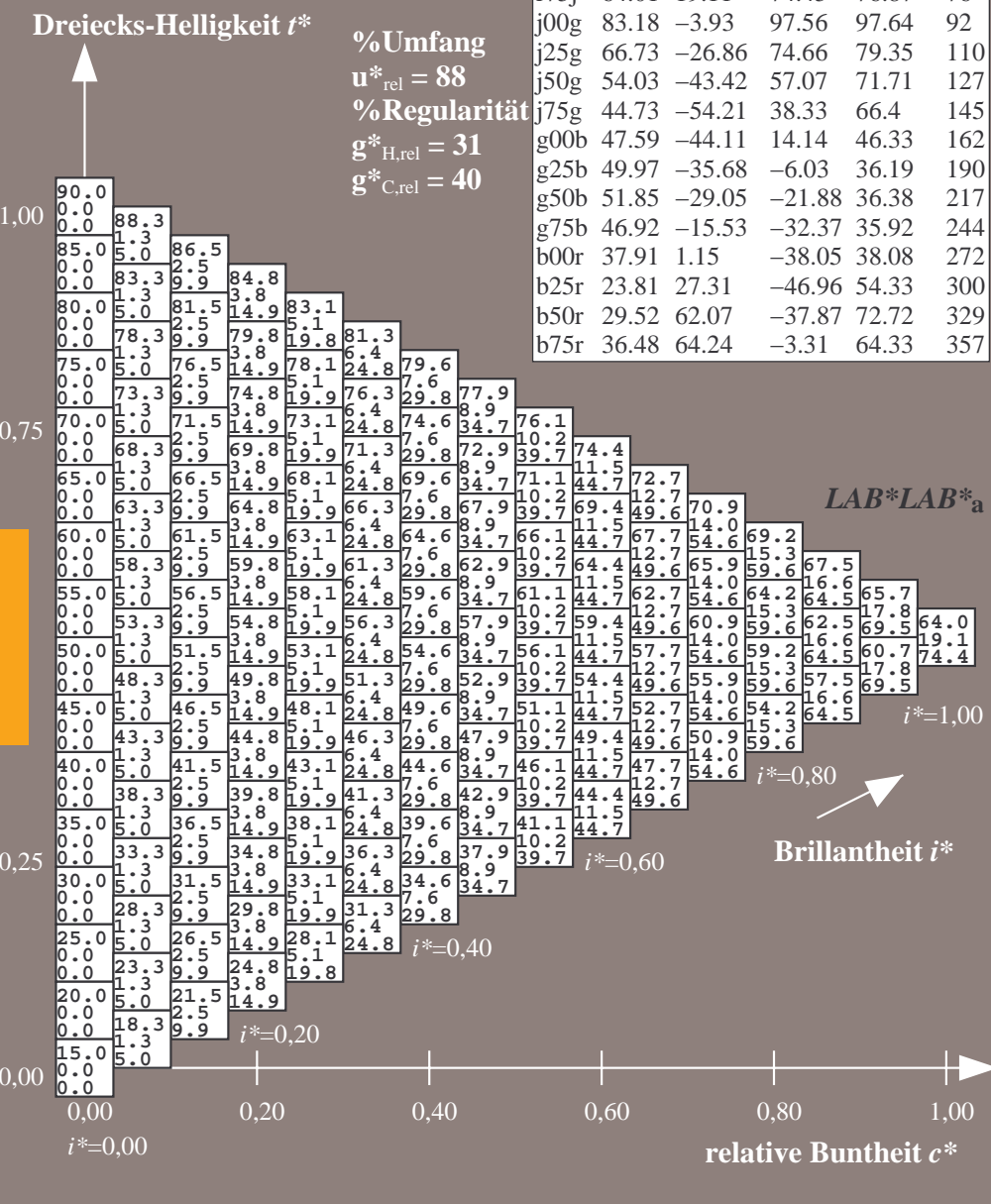
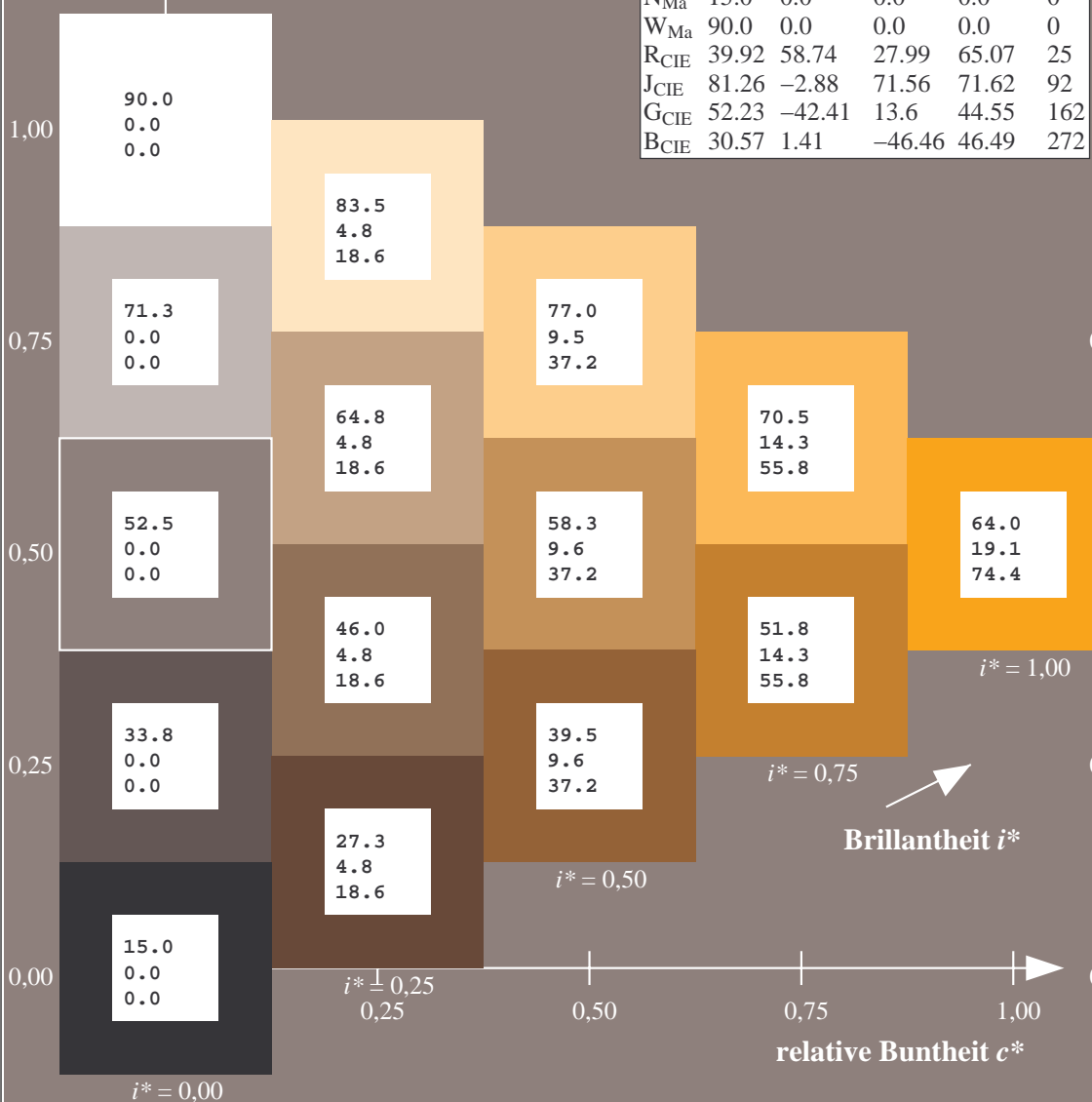
$LAB^*LCH^*_Ma$: 64 77 76

$lab^*rgb^*_Ma$: 1.0 0.75 0.0

$lab^*olv^*_Ma$: 1.0 0.59 0.0

FRS15_90aM; adaptierte CIELAB-Daten

	$L^*=L^*_a$	a^*_a	b^*_a	$C^*_{ab,a}$	$h^*_{ab,a}$
r00j	35.47	56.92	27.12	63.05	25
r25j	39.12	49.04	44.45	66.19	42
r50j	50.64	35.19	58.33	68.13	59
r75j	64.01	19.11	74.45	76.87	76
j00g	83.18	-3.93	97.56	97.64	92
j25g	66.73	-26.86	74.66	79.35	110
j50g	54.03	-43.42	57.07	71.71	127
j75g	44.73	-54.21	38.33	66.4	145
g00b	47.59	-44.11	14.14	46.33	162
g25b	49.97	-35.68	-6.03	36.19	190
g50b	51.85	-29.05	-21.88	36.38	217
g75b	46.92	-15.53	-32.37	35.92	244
b00r	37.91	1.15	-38.05	38.08	272
b25r	23.81	27.31	-46.96	54.33	300
b50r	29.52	62.07	-37.87	72.72	329
b75r	36.48	64.24	-3.31	64.33	357



%Umfang
 $u^*_{rel} = 88$
 %Regularität
 $g^*_{H,rel} = 31$
 $g^*_{C,rel} = 40$

Daten für jede Farbe:

lab^*ch^* und lab^*icu^*

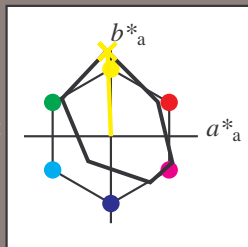
Elementar-Bunntext:

$u^* = j00g$

Kontrastreduzierungsfaktor:

$c_R = 0,9$

Dreiecks-Helligkeit t^*



FRS15_90aM; adaptierte CIELAB-Daten

	$L^*=L^*_a$	a^*_a	b^*_a	$C^*_{ab,a}$	$h^*_{ab,a}$
O _{Ma}	35.06	53.93	39.55	66.88	36
Y _{Ma}	83.77	-4.63	98.26	98.37	93
L _{Ma}	44.13	-56.32	43.36	71.09	142
C _{Ma}	52.66	-26.18	-28.74	38.89	228
V _{Ma}	14.15	45.22	-53.06	69.72	310
M _{Ma}	37.37	70.69	-30.1	76.83	337
N _{Ma}	15.0	0.0	0.0	0.0	0
W _{Ma}	90.0	0.0	0.0	0.0	0
R _{CIE}	39.92	58.74	27.99	65.07	25
J _{CIE}	81.26	-2.88	71.56	71.62	92
G _{CIE}	52.23	-42.41	13.6	44.55	162
B _{CIE}	30.57	1.41	-46.46	46.49	272

Daten für Maximalfarbe (Ma):

$LAB^*LAB^*_Ma$: 83 -3 98

$LAB^*LCH^*_Ma$: 83 98 92

$lab^*rgb^*_Ma$: 1.0 1.0 0.0

$lab^*olv^*_Ma$: 1.0 0.99 0.0

Dreiecks-Helligkeit t^*

%Umfang

$u^*_{rel} = 88$

%Regularität

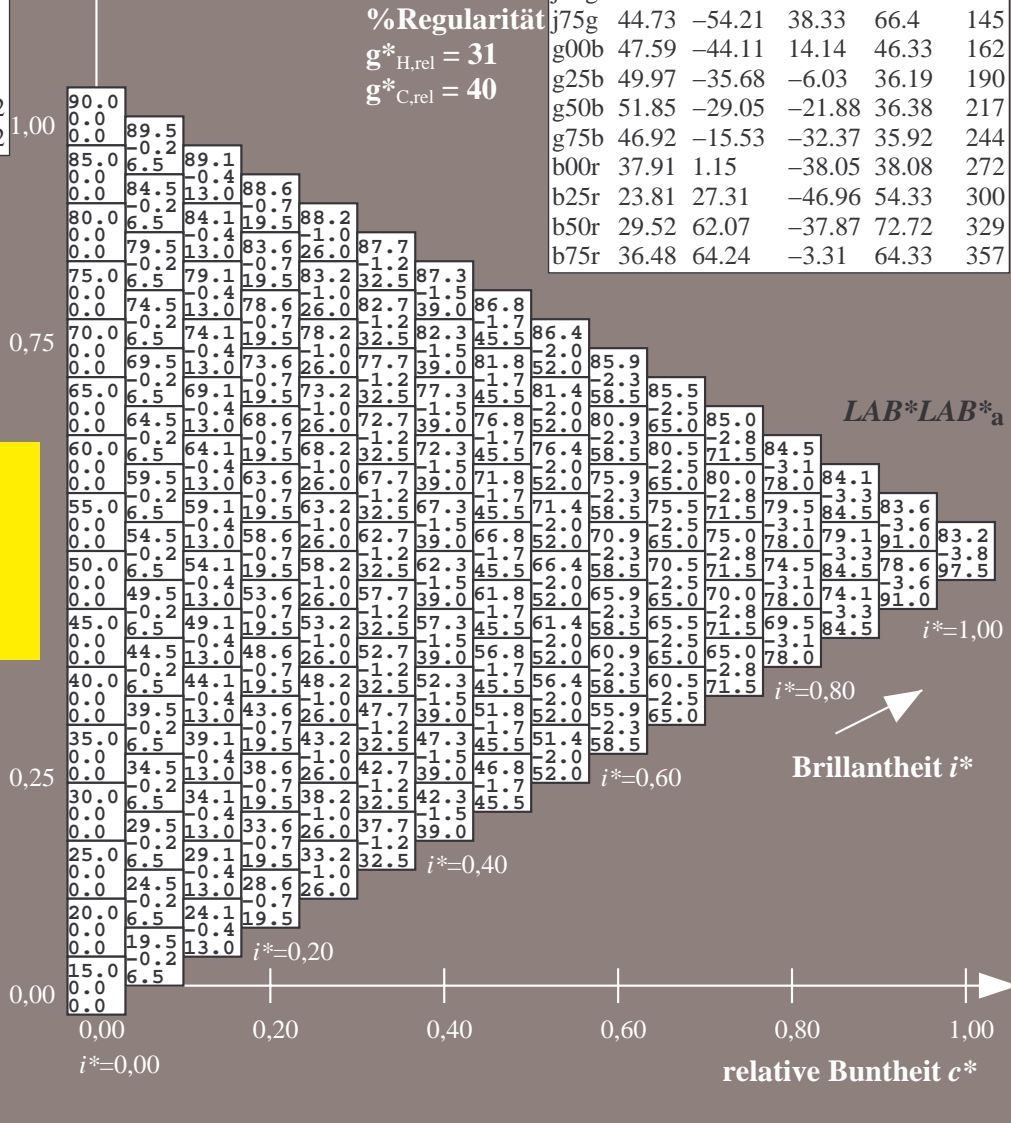
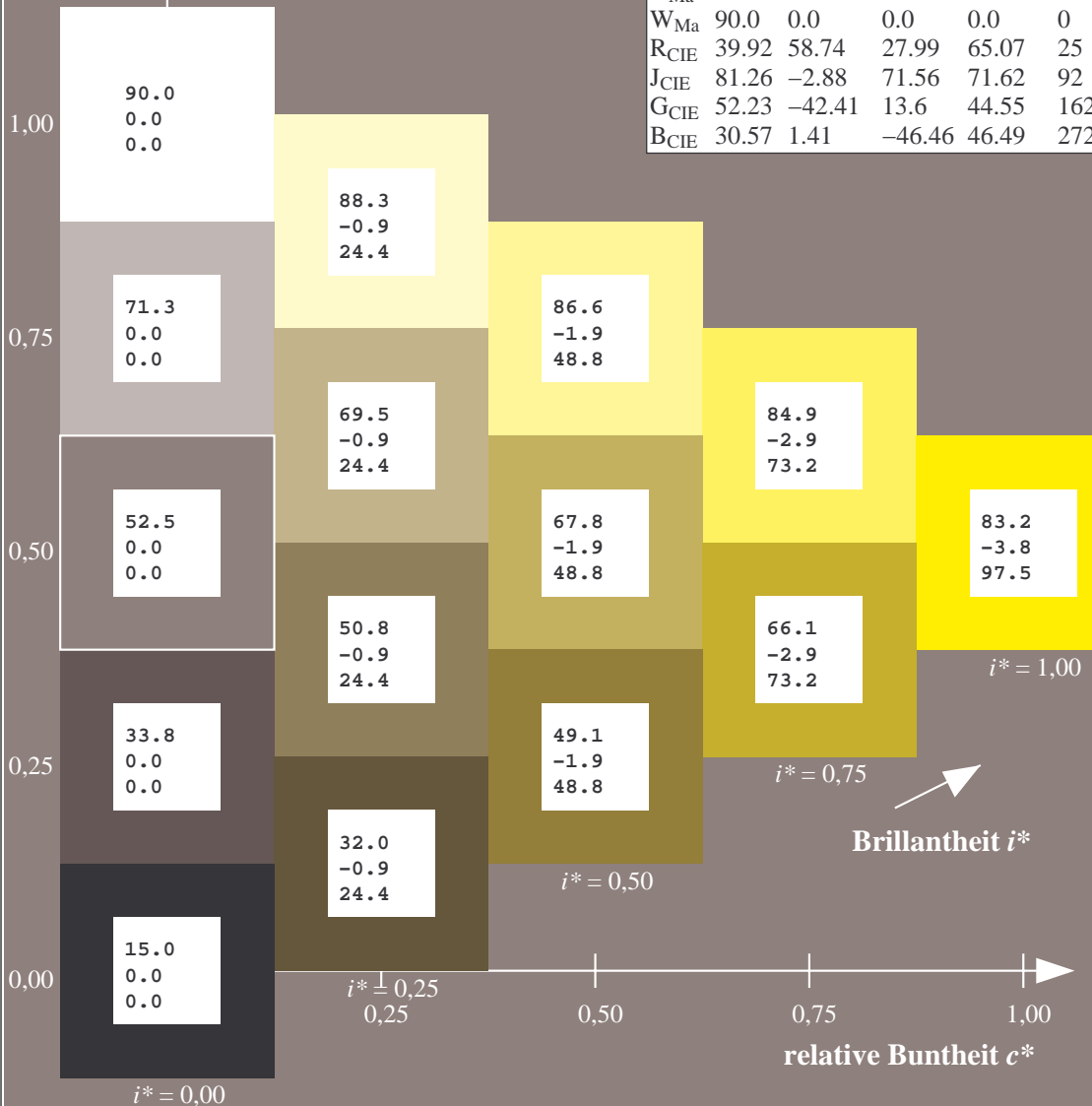
$g^*_{H,rel} = 31$

$g^*_{C,rel} = 40$

$LAB^*LAB^*_a$

FRS15_90aM; adaptierte CIELAB-Daten

	$L^*=L^*_a$	a^*_a	b^*_a	$C^*_{ab,a}$	$h^*_{ab,a}$
r00j	35.47	56.92	27.12	63.05	25
r25j	39.12	49.04	44.45	66.19	42
r50j	50.64	35.19	58.33	68.13	59
r75j	64.01	19.11	74.45	76.87	76
j00g	83.18	-3.93	97.56	97.64	92
j25g	66.73	-26.86	74.66	79.35	110
j50g	54.03	-43.42	57.07	71.71	127
j75g	44.73	-54.21	38.33	66.4	145
g00b	47.59	-44.11	14.14	46.33	162
g25b	49.97	-35.68	-6.03	36.19	190
g50b	51.85	-29.05	-21.88	36.38	217
g75b	46.92	-15.53	-32.37	35.92	244
b00r	37.91	1.15	-38.05	38.08	272
b25r	23.81	27.31	-46.96	54.33	300
b50r	29.52	62.07	-37.87	72.72	329
b75r	36.48	64.24	-3.31	64.33	357



Daten für jede Farbe:

lab^*ch^* und lab^*icu^*

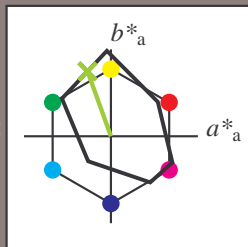
Elementar-Buntontext:

$u^* = j25g$

Kontrastreduzierungsfaktor:

$c_R = 0.9$

Dreiecks-Helligkeit t^*



FRS15_90aM; adaptierte CIELAB-Daten

	$L^*=L^*_a$	a^*_a	b^*_a	$C^*_{ab,a}$	$h^*_{ab,a}$
O _{Ma}	35.06	53.93	39.55	66.88	36
Y _{Ma}	83.77	-4.63	98.26	98.37	93
L _{Ma}	44.13	-56.32	43.36	71.09	142
C _{Ma}	52.66	-26.18	-28.74	38.89	228
V _{Ma}	14.15	45.22	-53.06	69.72	310
M _{Ma}	37.37	70.69	-30.1	76.83	337
N _{Ma}	15.0	0.0	0.0	0.0	0
W _{Ma}	90.0	0.0	0.0	0.0	0
R _{CIE}	39.92	58.74	27.99	65.07	25
J _{CIE}	81.26	-2.88	71.56	71.62	92
G _{CIE}	52.23	-42.41	13.6	44.55	162
B _{CIE}	30.57	1.41	-46.46	46.49	272

Daten für Maximalfarbe (Ma):

$LAB^*LAB^*_Ma: 67 -26 75$

$LAB^*LCH^*_Ma: 67 79 110$

$lab^*rgb^*_Ma: 0.75 1.0 0.0$

$lab^*olv^*_Ma: 0.57 1.0 0.0$

Dreiecks-Helligkeit t^*

%Umfang

$u^*_{rel} = 88$

%Regularität

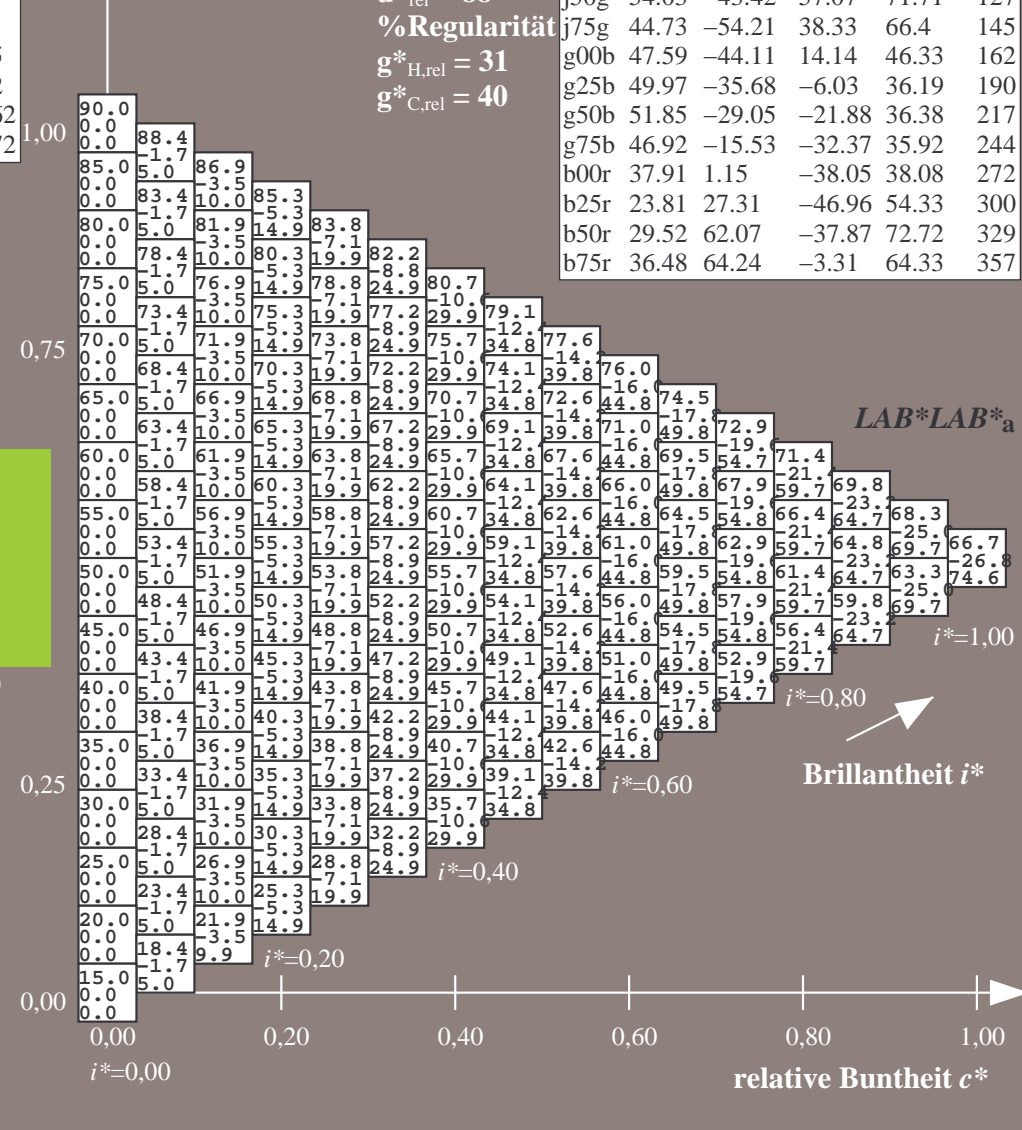
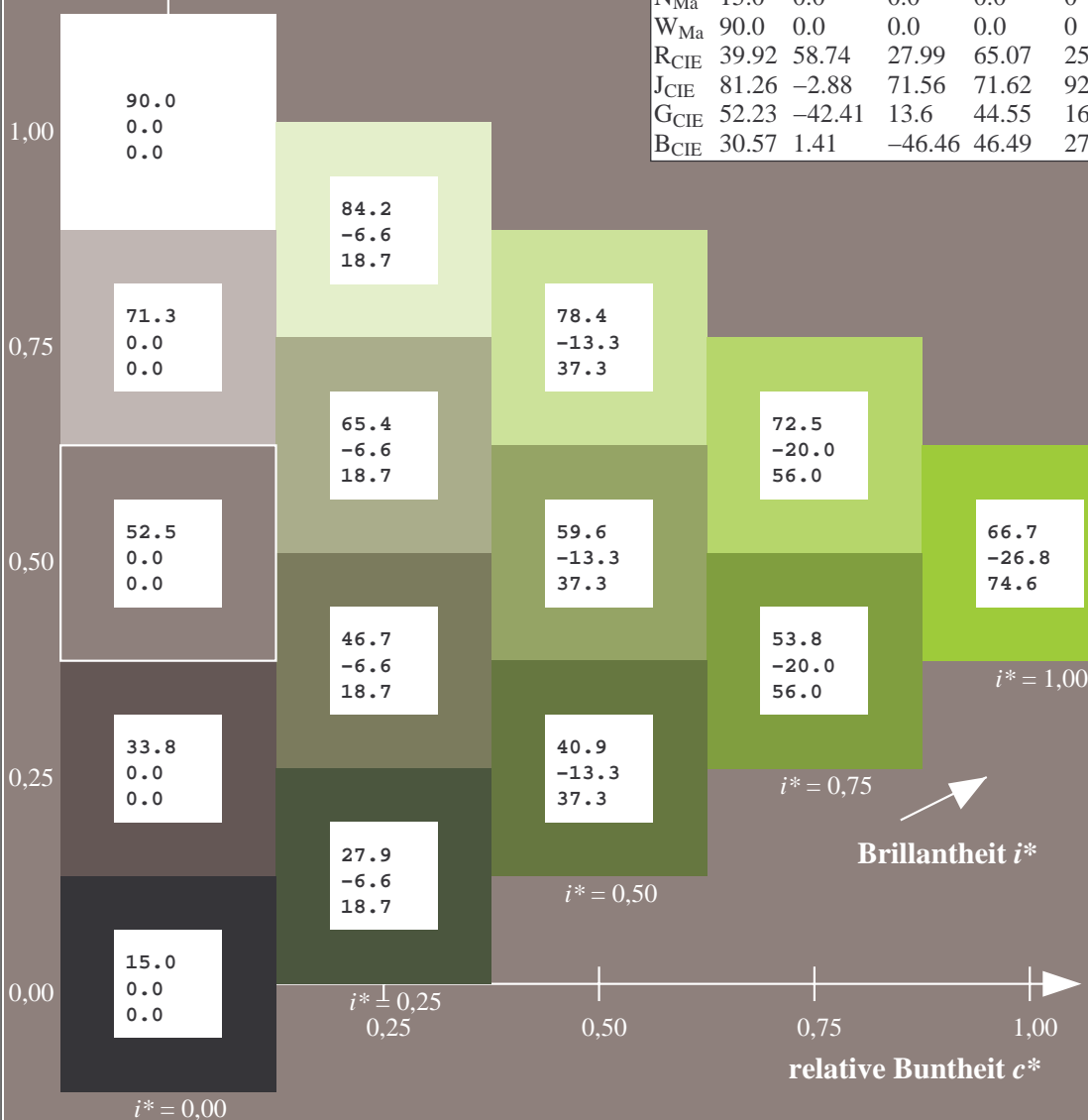
$g^*_{H,rel} = 31$

$g^*_{C,rel} = 40$

$LAB^*LAB^*_a$

FRS15_90aM; adaptierte CIELAB-Daten

	$L^*=L^*_a$	a^*_a	b^*_a	$C^*_{ab,a}$	$h^*_{ab,a}$
r00j	35.47	56.92	27.12	63.05	25
r25j	39.12	49.04	44.45	66.19	42
r50j	50.64	35.19	58.33	68.13	59
r75j	64.01	19.11	74.45	76.87	76
j00g	83.18	-3.93	97.56	97.64	92
j25g	66.73	-26.86	74.66	79.35	110
j50g	54.03	-43.42	57.07	71.71	127
j75g	44.73	-54.21	38.33	66.4	145
g00b	47.59	-44.11	14.14	46.33	162
g25b	49.97	-35.68	-6.03	36.19	190
g50b	51.85	-29.05	-21.88	36.38	217
g75b	46.92	-15.53	-32.37	35.92	244
b00r	37.91	1.15	-38.05	38.08	272
b25r	23.81	27.31	-46.96	54.33	300
b50r	29.52	62.07	-37.87	72.72	329
b75r	36.48	64.24	-3.31	64.33	357



Daten für jede Farbe:

lab^*ch^* und lab^*icu^*

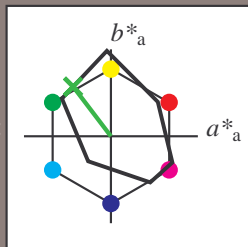
Elementar-Buntontext:

$u^* = j50g$

Kontrastreduzierungsfaktor:

$c_R = 0.9$

Dreiecks-Helligkeit t^*



FRS15_90aM; adaptierte CIELAB-Daten

	$L^*=L^*_a$	a^*_a	b^*_a	$C^*_{ab,a}$	$h^*_{ab,a}$
O _{Ma}	35.06	53.93	39.55	66.88	36
Y _{Ma}	83.77	-4.63	98.26	98.37	93
L _{Ma}	44.13	-56.32	43.36	71.09	142
C _{Ma}	52.66	-26.18	-28.74	38.89	228
V _{Ma}	14.15	45.22	-53.06	69.72	310
M _{Ma}	37.37	70.69	-30.1	76.83	337
N _{Ma}	15.0	0.0	0.0	0.0	0
W _{Ma}	90.0	0.0	0.0	0.0	0
R _{CIE}	39.92	58.74	27.99	65.07	25
J _{CIE}	81.26	-2.88	71.56	71.62	92
G _{CIE}	52.23	-42.41	13.6	44.55	162
B _{CIE}	30.57	1.41	-46.46	46.49	272

Daten für Maximalfarbe (Ma):

$LAB^*LAB^*_Ma$: 54 -42 57

$LAB^*LCH^*_Ma$: 54 72 127

$lab^*rgb^*_Ma$: 0.5 1.0 0.0

$lab^*olv^*_Ma$: 0.25 1.0 0.0

Dreiecks-Helligkeit t^*

%Umfang

$u^*_{rel} = 88$

%Regularität

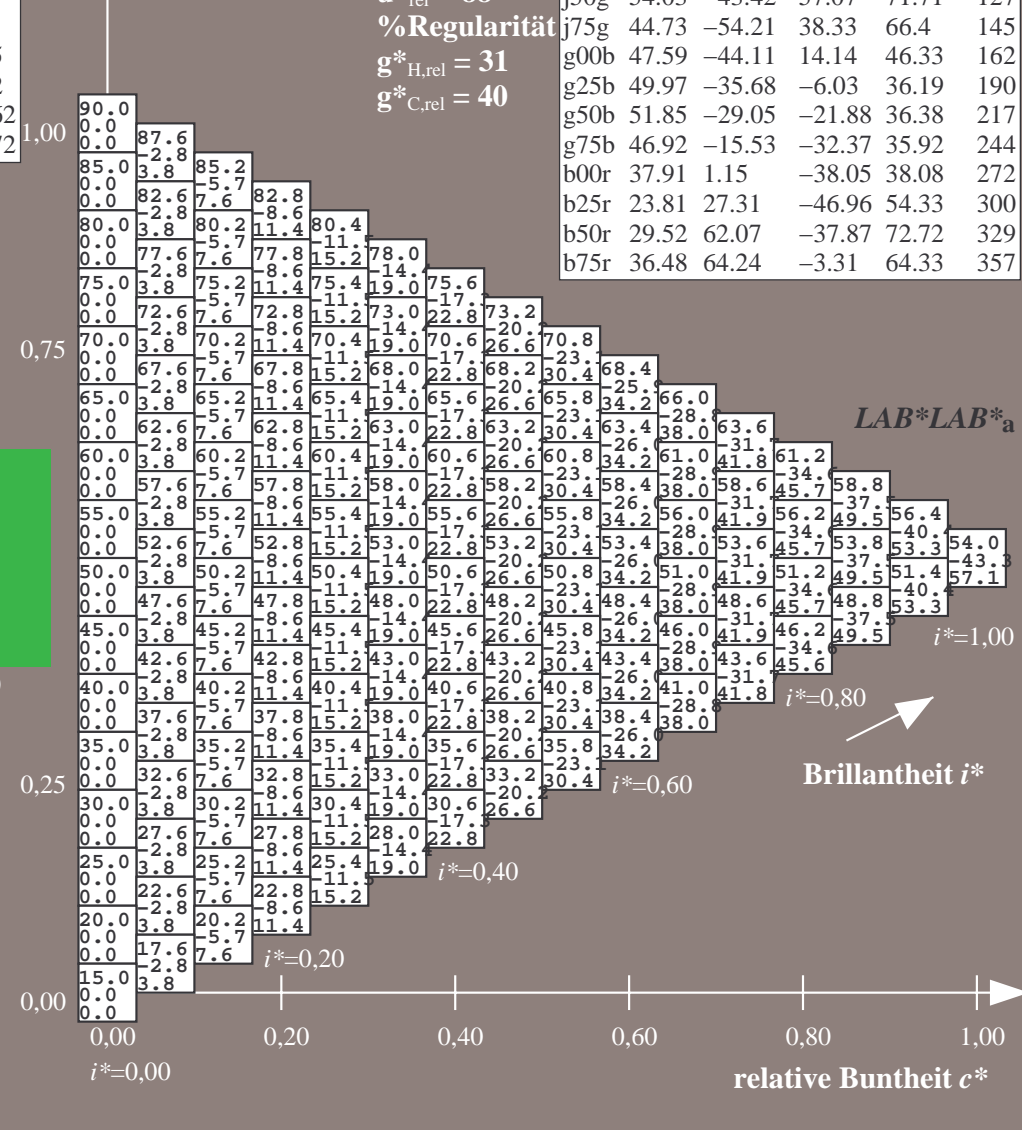
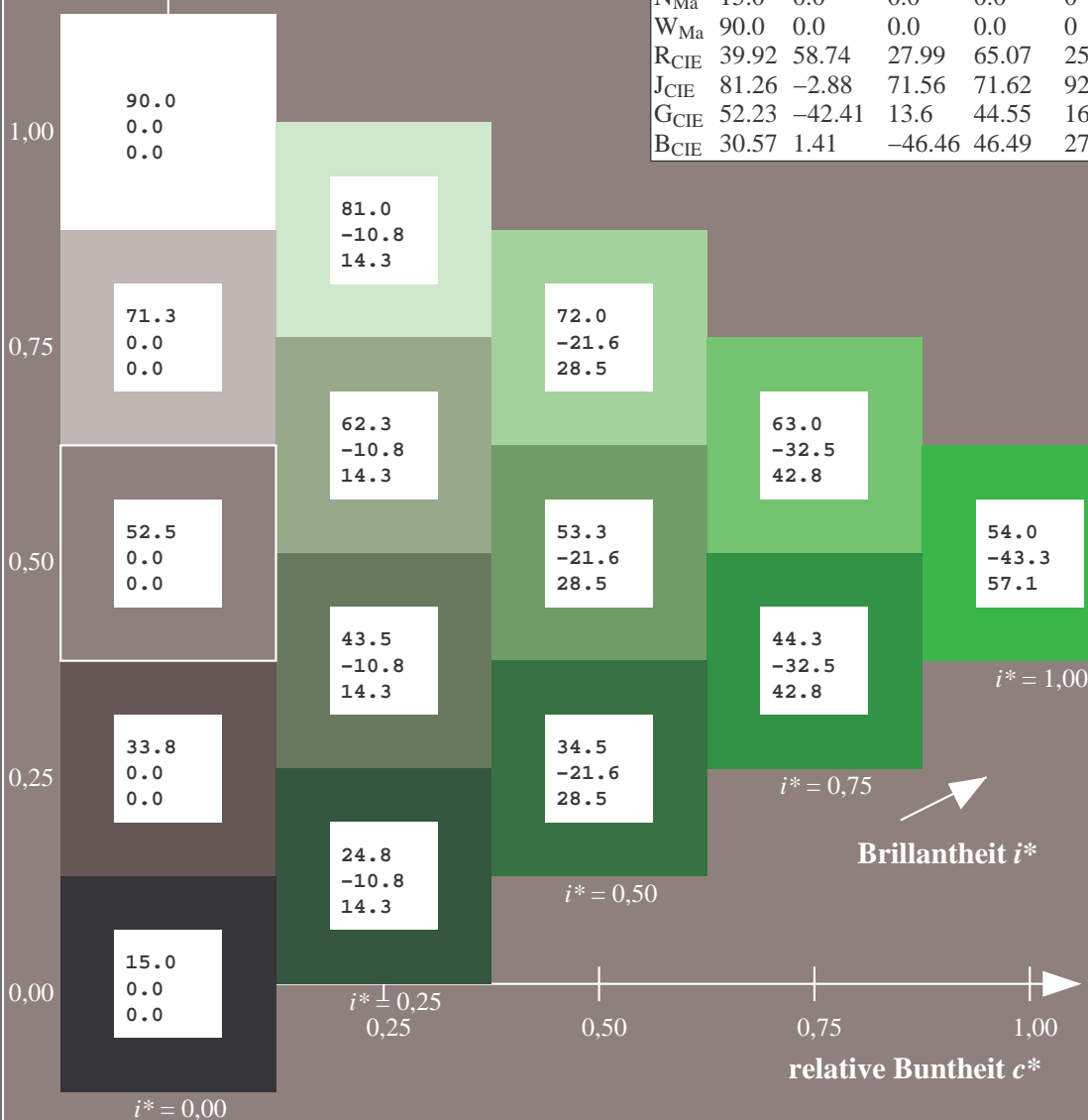
$g^*_{H,rel} = 31$

$g^*_{C,rel} = 40$

$LAB^*LAB^*_a$

FRS15_90aM; adaptierte CIELAB-Daten

	$L^*=L^*_a$	a^*_a	b^*_a	$C^*_{ab,a}$	$h^*_{ab,a}$
r00j	35.47	56.92	27.12	63.05	25
r25j	39.12	49.04	44.45	66.19	42
r50j	50.64	35.19	58.33	68.13	59
r75j	64.01	19.11	74.45	76.87	76
j00g	83.18	-3.93	97.56	97.64	92
j25g	66.73	-26.86	74.66	79.35	110
j50g	54.03	-43.42	57.07	71.71	127
j75g	44.73	-54.21	38.33	66.4	145
g00b	47.59	-44.11	14.14	46.33	162
g25b	49.97	-35.68	-6.03	36.19	190
g50b	51.85	-29.05	-21.88	36.38	217
g75b	46.92	-15.53	-32.37	35.92	244
b00r	37.91	1.15	-38.05	38.08	272
b25r	23.81	27.31	-46.96	54.33	300
b50r	29.52	62.07	-37.87	72.72	329
b75r	36.48	64.24	-3.31	64.33	357



Daten für jede Farbe:

lab^*ch^* und lab^*icu^*

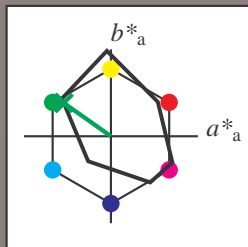
Elementar-Buntontext:

$u^* = j75g$

Kontrastreduzierungsfaktor:

$c_R = 0.9$

Dreiecks-Helligkeit t^*



FRS15_90aM; adaptierte CIELAB-Daten

	$L^*=L^*_a$	a^*_a	b^*_a	$C^*_{ab,a}$	$h^*_{ab,a}$
O _{Ma}	35.06	53.93	39.55	66.88	36
Y _{Ma}	83.77	-4.63	98.26	98.37	93
L _{Ma}	44.13	-56.32	43.36	71.09	142
C _{Ma}	52.66	-26.18	-28.74	38.89	228
V _{Ma}	14.15	45.22	-53.06	69.72	310
M _{Ma}	37.37	70.69	-30.1	76.83	337
N _{Ma}	15.0	0.0	0.0	0.0	0
W _{Ma}	90.0	0.0	0.0	0.0	0
R _{CIE}	39.92	58.74	27.99	65.07	25
J _{CIE}	81.26	-2.88	71.56	71.62	92
G _{CIE}	52.23	-42.41	13.6	44.55	162
B _{CIE}	30.57	1.41	-46.46	46.49	272

Daten für Maximalfarbe (Ma):

$LAB^*LAB^*_Ma: 45 -53 38$

$LAB^*LCH^*_Ma: 45 66 145$

$lab^*rgb^*_Ma: 0.25 1.0 0.0$

$lab^*olv^*_Ma: 0.0 1.0 0.07$

Dreiecks-Helligkeit t^*

%Umfang

$u^*_{rel} = 88$

%Regularität

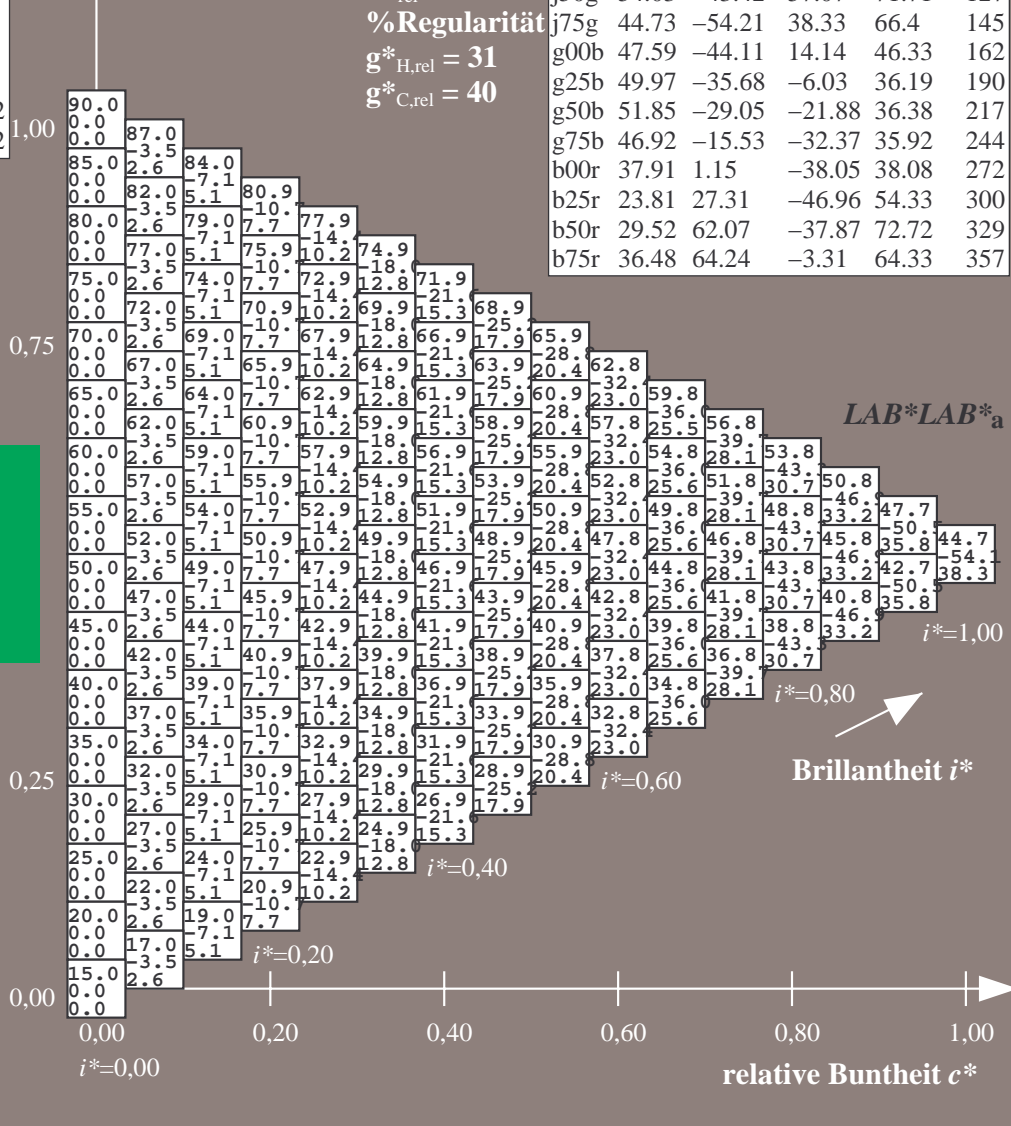
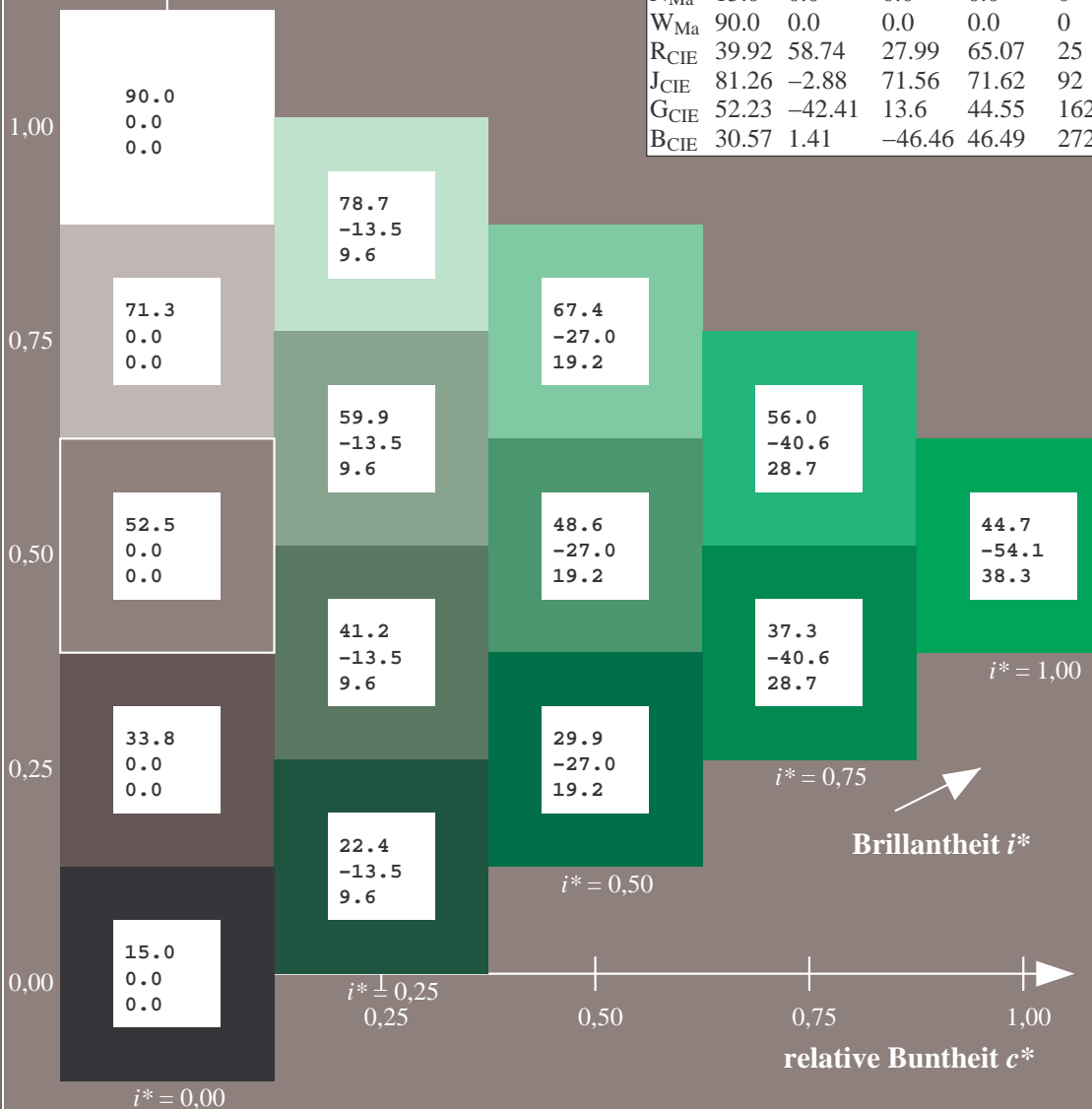
$g^*_{H,rel} = 31$

$g^*_{C,rel} = 40$

$LAB^*LAB^*_a$

FRS15_90aM; adaptierte CIELAB-Daten

	$L^*=L^*_a$	a^*_a	b^*_a	$C^*_{ab,a}$	$h^*_{ab,a}$
r00j	35.47	56.92	27.12	63.05	25
r25j	39.12	49.04	44.45	66.19	42
r50j	50.64	35.19	58.33	68.13	59
r75j	64.01	19.11	74.45	76.87	76
j00g	83.18	-3.93	97.56	97.64	92
j25g	66.73	-26.86	74.66	79.35	110
j50g	54.03	-43.42	57.07	71.71	127
j75g	44.73	-54.21	38.33	66.4	145
g00b	47.59	-44.11	14.14	46.33	162
g25b	49.97	-35.68	-6.03	36.19	190
g50b	51.85	-29.05	-21.88	36.38	217
g75b	46.92	-15.53	-32.37	35.92	244
b00r	37.91	1.15	-38.05	38.08	272
b25r	23.81	27.31	-46.96	54.33	300
b50r	29.52	62.07	-37.87	72.72	329
b75r	36.48	64.24	-3.31	64.33	357



Daten für jede Farbe:

lab^*ch^* und lab^*icu^*

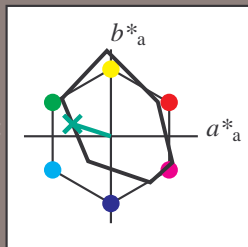
Elementar-Buntontext:

$u^* = g00b$

Kontrastreduzierungsfaktor:

$c_R = 0.9$

Dreiecks-Helligkeit t^*



FRS15_90aM; adaptierte CIELAB-Daten

	$L^*=L^*_a$	a^*_a	b^*_a	$C^*_{ab,a}$	$h^*_{ab,a}$
O _{Ma}	35.06	53.93	39.55	66.88	36
Y _{Ma}	83.77	-4.63	98.26	98.37	93
L _{Ma}	44.13	-56.32	43.36	71.09	142
C _{Ma}	52.66	-26.18	-28.74	38.89	228
V _{Ma}	14.15	45.22	-53.06	69.72	310
M _{Ma}	37.37	70.69	-30.1	76.83	337
N _{Ma}	15.0	0.0	0.0	0.0	0
W _{Ma}	90.0	0.0	0.0	0.0	0
R _{CIE}	39.92	58.74	27.99	65.07	25
J _{CIE}	81.26	-2.88	71.56	71.62	92
G _{CIE}	52.23	-42.41	13.6	44.55	162
B _{CIE}	30.57	1.41	-46.46	46.49	272

Daten für Maximalfarbe (Ma):

$LAB^*LAB^*_Ma$: 48 -43 14

$LAB^*LCH^*_Ma$: 48 46 162

$lab^*rgb^*_Ma$: 0.0 1.0 0.0

$lab^*olv^*_Ma$: 0.0 1.0 0.41

Dreiecks-Helligkeit t^*

%Umfang

$u^*_{rel} = 88$

%Regularität

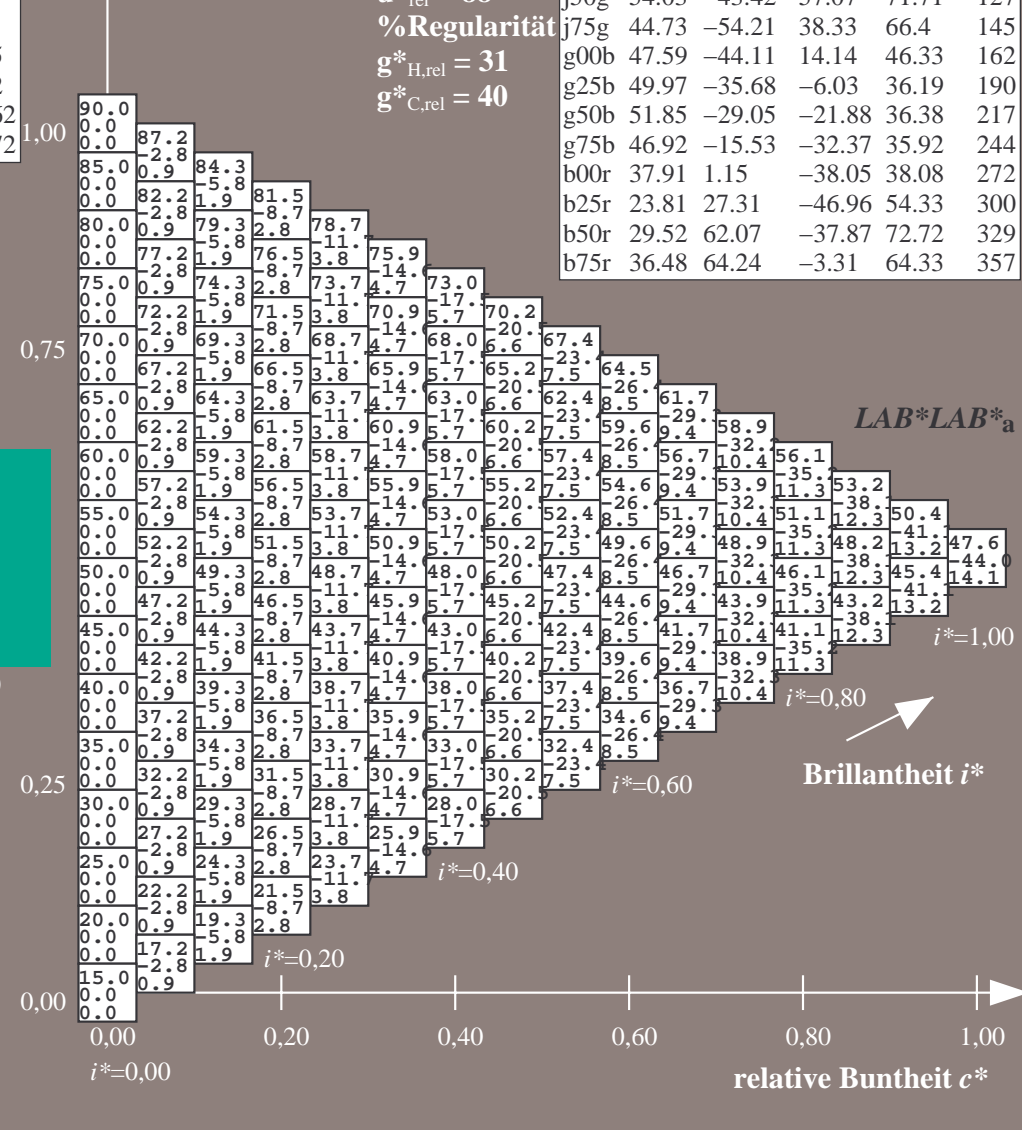
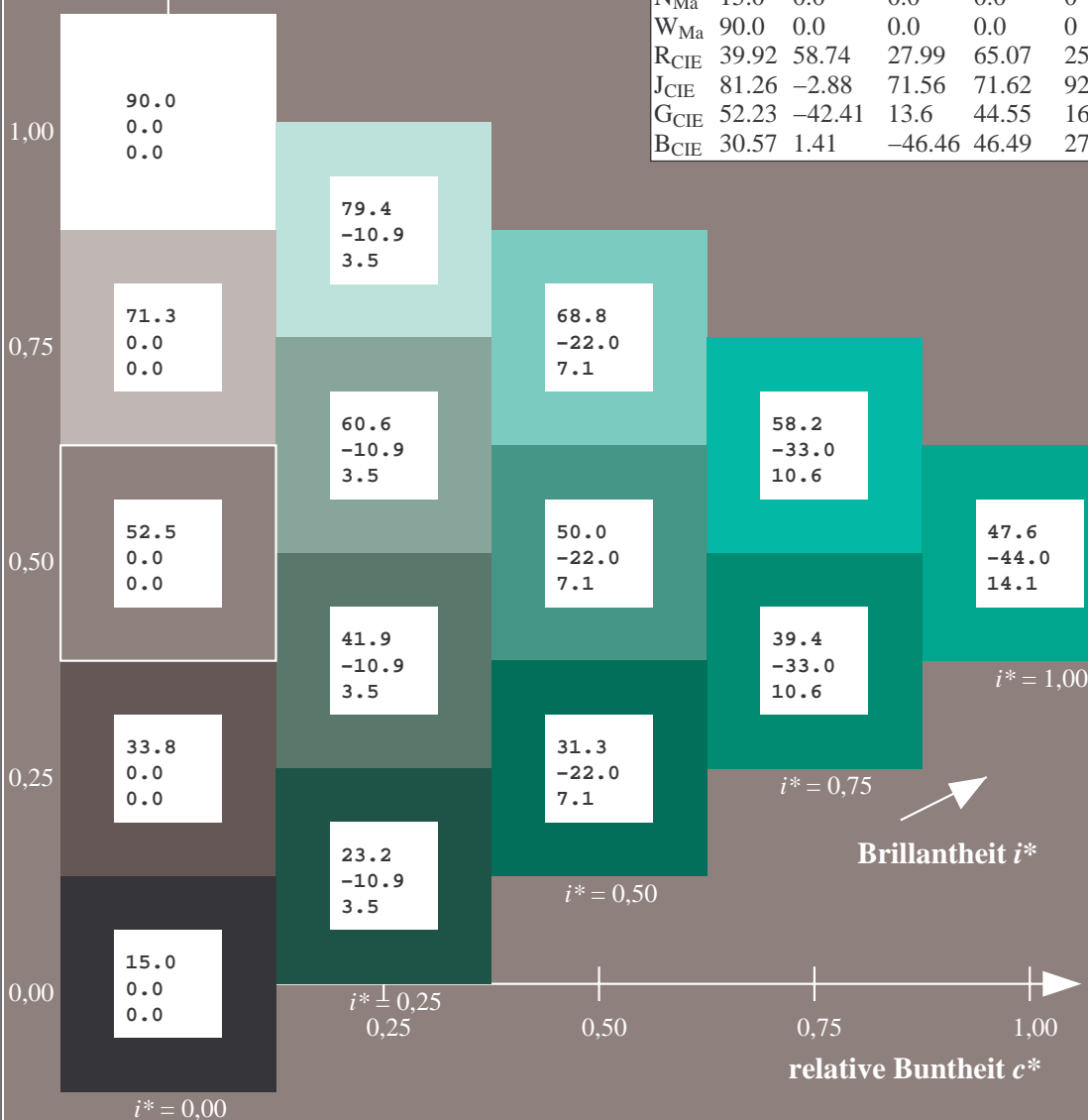
$g^*_{H,rel} = 31$

$g^*_{C,rel} = 40$

$LAB^*LAB^*_a$

FRS15_90aM; adaptierte CIELAB-Daten

	$L^*=L^*_a$	a^*_a	b^*_a	$C^*_{ab,a}$	$h^*_{ab,a}$
r00j	35.47	56.92	27.12	63.05	25
r25j	39.12	49.04	44.45	66.19	42
r50j	50.64	35.19	58.33	68.13	59
r75j	64.01	19.11	74.45	76.87	76
j00g	83.18	-3.93	97.56	97.64	92
j25g	66.73	-26.86	74.66	79.35	110
j50g	54.03	-43.42	57.07	71.71	127
j75g	44.73	-54.21	38.33	66.4	145
g00b	47.59	-44.11	14.14	46.33	162
g25b	49.97	-35.68	-6.03	36.19	190
g50b	51.85	-29.05	-21.88	36.38	217
g75b	46.92	-15.53	-32.37	35.92	244
b00r	37.91	1.15	-38.05	38.08	272
b25r	23.81	27.31	-46.96	54.33	300
b50r	29.52	62.07	-37.87	72.72	329
b75r	36.48	64.24	-3.31	64.33	357



Daten für jede Farbe:

lab^*ch^* und lab^*icu^*

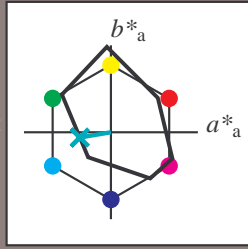
Elementar-Buntontext:

$u^* = g25b$

Kontrastreduzierungsfaktor:

$c_R = 0.9$

Dreiecks-Helligkeit t^*



FRS15_90aM; adaptierte CIELAB-Daten

	$L^*=L^*_a$	a^*_a	b^*_a	$C^*_{ab,a}$	$h^*_{ab,a}$
O _{Ma}	35.06	53.93	39.55	66.88	36
Y _{Ma}	83.77	-4.63	98.26	98.37	93
L _{Ma}	44.13	-56.32	43.36	71.09	142
C _{Ma}	52.66	-26.18	-28.74	38.89	228
V _{Ma}	14.15	45.22	-53.06	69.72	310
M _{Ma}	37.37	70.69	-30.1	76.83	337
N _{Ma}	15.0	0.0	0.0	0.0	0
W _{Ma}	90.0	0.0	0.0	0.0	0
R _{CIE}	39.92	58.74	27.99	65.07	25
J _{CIE}	81.26	-2.88	71.56	71.62	92
G _{CIE}	52.23	-42.41	13.6	44.55	162
B _{CIE}	30.57	1.41	-46.46	46.49	272

Daten für Maximalfarbe (Ma):

$LAB^*LAB^*_Ma: 50 \ -35 \ -5$

$LAB^*LCH^*_Ma: 50 \ 36 \ 190$

$lab^*rgb^*_Ma: 0.0 \ 1.0 \ 0.5$

$lab^*olv^*_Ma: 0.0 \ 1.0 \ 0.69$

Dreiecks-Helligkeit t^*

%Umfang

$u^*_{rel} = 88$

%Regularität

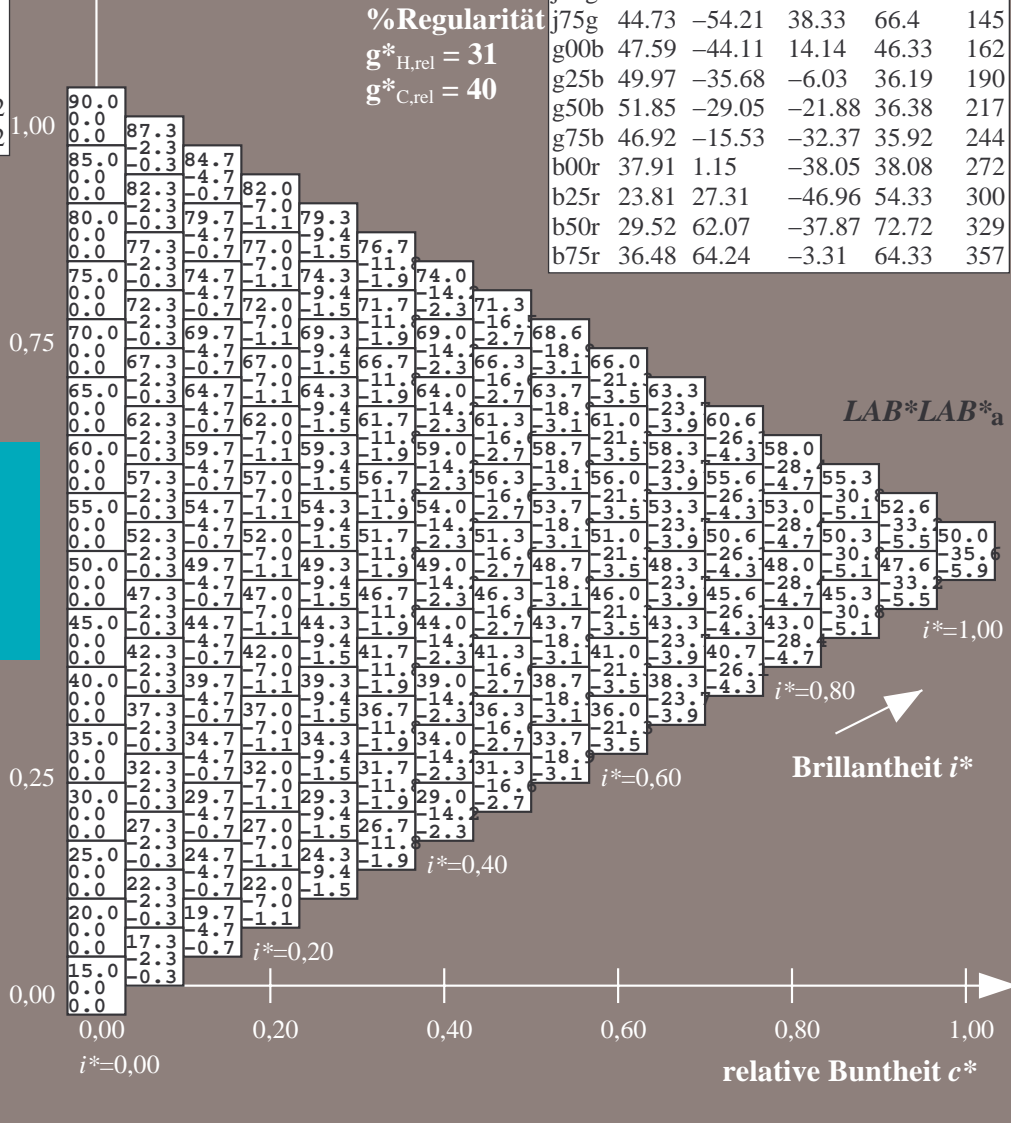
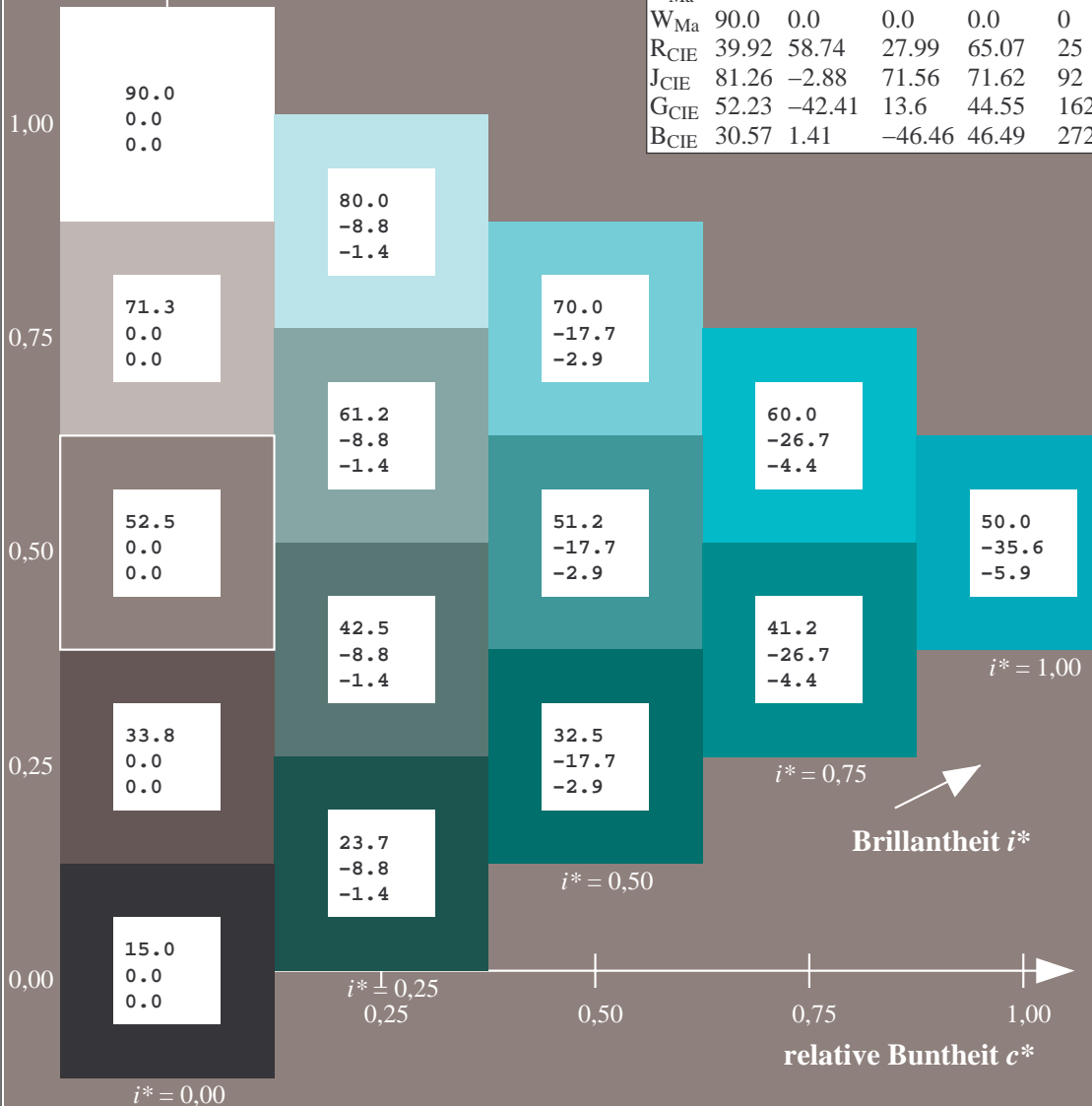
$g^*_{H,rel} = 31$

$g^*_{C,rel} = 40$

$LAB^*LAB^*_a$

FRS15_90aM; adaptierte CIELAB-Daten

	$L^*=L^*_a$	a^*_a	b^*_a	$C^*_{ab,a}$	$h^*_{ab,a}$
r00j	35.47	56.92	27.12	63.05	25
r25j	39.12	49.04	44.45	66.19	42
r50j	50.64	35.19	58.33	68.13	59
r75j	64.01	19.11	74.45	76.87	76
j00g	83.18	-3.93	97.56	97.64	92
j25g	66.73	-26.86	74.66	79.35	110
j50g	54.03	-43.42	57.07	71.71	127
j75g	44.73	-54.21	38.33	66.4	145
g00b	47.59	-44.11	14.14	46.33	162
g25b	49.97	-35.68	-6.03	36.19	190
g50b	51.85	-29.05	-21.88	36.38	217
g75b	46.92	-15.53	-32.37	35.92	244
b00r	37.91	1.15	-38.05	38.08	272
b25r	23.81	27.31	-46.96	54.33	300
b50r	29.52	62.07	-37.87	72.72	329
b75r	36.48	64.24	-3.31	64.33	357



Daten für jede Farbe:

lab^*ch^* und lab^*icu^*

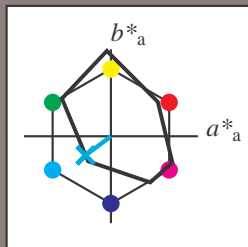
Elementar-Buntontext:

$u^* = g50b$

Kontrastreduzierungsfaktor:

$c_R = 0.9$

Dreiecks-Helligkeit t^*



FRS15_90aM; adaptierte CIELAB-Daten

	$L^*=L^*_a$	a^*_a	b^*_a	$C^*_{ab,a}$	$h^*_{ab,a}$
O _{Ma}	35.06	53.93	39.55	66.88	36
Y _{Ma}	83.77	-4.63	98.26	98.37	93
L _{Ma}	44.13	-56.32	43.36	71.09	142
C _{Ma}	52.66	-26.18	-28.74	38.89	228
V _{Ma}	14.15	45.22	-53.06	69.72	310
M _{Ma}	37.37	70.69	-30.1	76.83	337
N _{Ma}	15.0	0.0	0.0	0.0	0
W _{Ma}	90.0	0.0	0.0	0.0	0
R _{CIE}	39.92	58.74	27.99	65.07	25
J _{CIE}	81.26	-2.88	71.56	71.62	92
G _{CIE}	52.23	-42.41	13.6	44.55	162
B _{CIE}	30.57	1.41	-46.46	46.49	272

Daten für Maximalfarbe (Ma):

$LAB^*LAB^*_Ma$: 52 -28 -21

$LAB^*LCH^*_Ma$: 52 36 217

$lab^*rgb^*_Ma$: 0.0 1.0 1.0

$lab^*olv^*_Ma$: 0.0 1.0 0.9

Dreiecks-Helligkeit t^*

%Umfang

$u^*_{rel} = 88$

%Regularität

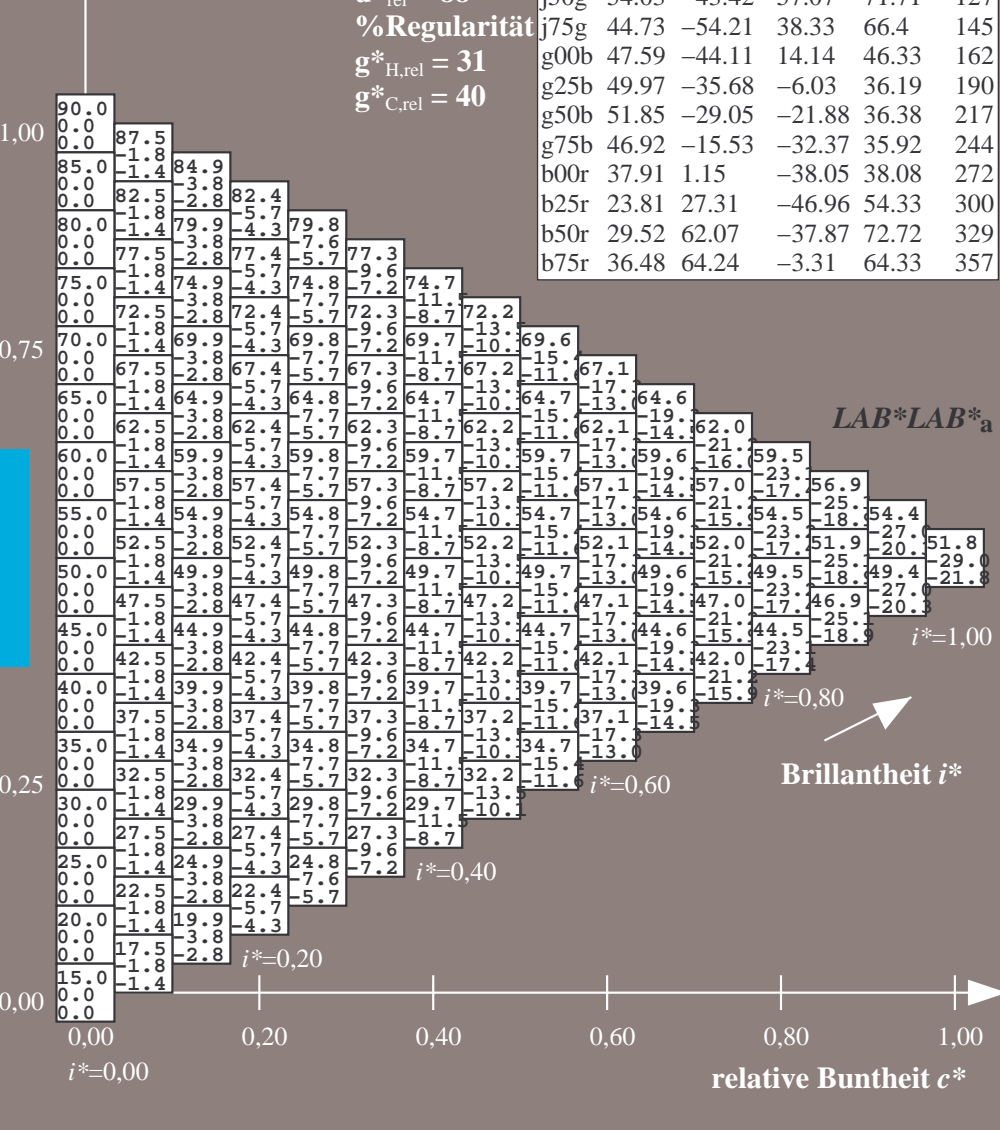
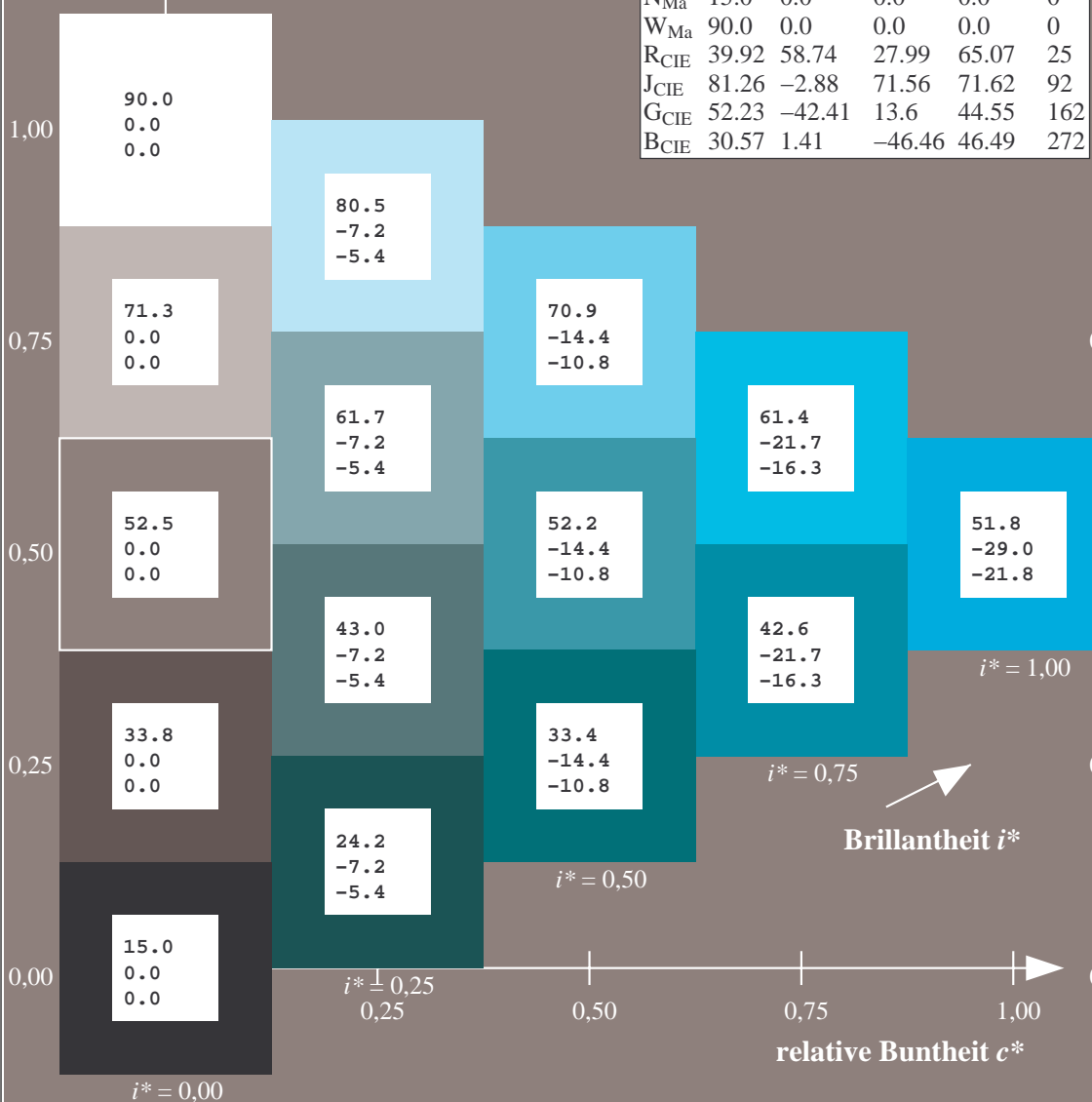
$g^*_{H,rel} = 31$

$g^*_{C,rel} = 40$

$LAB^*LAB^*_a$

FRS15_90aM; adaptierte CIELAB-Daten

	$L^*=L^*_a$	a^*_a	b^*_a	$C^*_{ab,a}$	$h^*_{ab,a}$
r00j	35.47	56.92	27.12	63.05	25
r25j	39.12	49.04	44.45	66.19	42
r50j	50.64	35.19	58.33	68.13	59
r75j	64.01	19.11	74.45	76.87	76
j00g	83.18	-3.93	97.56	97.64	92
j25g	66.73	-26.86	74.66	79.35	110
j50g	54.03	-43.42	57.07	71.71	127
j75g	44.73	-54.21	38.33	66.4	145
g00b	47.59	-44.11	14.14	46.33	162
g25b	49.97	-35.68	-6.03	36.19	190
g50b	51.85	-29.05	-21.88	36.38	217
g75b	46.92	-15.53	-32.37	35.92	244
b00r	37.91	1.15	-38.05	38.08	272
b25r	23.81	27.31	-46.96	54.33	300
b50r	29.52	62.07	-37.87	72.72	329
b75r	36.48	64.24	-3.31	64.33	357



Daten für jede Farbe:

lab^*ch^* und lab^*icu^*

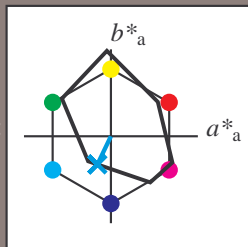
Elementar-Bunntext:

$u^* = g75b$

Kontrastreduzierungsfaktor:

$c_R = 0.9$

Dreiecks-Helligkeit t^*



FRS15_90aM; adaptierte CIELAB-Daten

	$L^*=L^*_a$	a^*_a	b^*_a	$C^*_{ab,a}$	$h^*_{ab,a}$
O _{Ma}	35.06	53.93	39.55	66.88	36
Y _{Ma}	83.77	-4.63	98.26	98.37	93
L _{Ma}	44.13	-56.32	43.36	71.09	142
C _{Ma}	52.66	-26.18	-28.74	38.89	228
V _{Ma}	14.15	45.22	-53.06	69.72	310
M _{Ma}	37.37	70.69	-30.1	76.83	337
N _{Ma}	15.0	0.0	0.0	0.0	0
W _{Ma}	90.0	0.0	0.0	0.0	0
R _{CIE}	39.92	58.74	27.99	65.07	25
J _{CIE}	81.26	-2.88	71.56	71.62	92
G _{CIE}	52.23	-42.41	13.6	44.55	162
B _{CIE}	30.57	1.41	-46.46	46.49	272

Daten für Maximalfarbe (Ma):

$LAB^*LAB^*_Ma: 47 \ -15 \ -31$

$LAB^*LCH^*_Ma: 47 \ 36 \ 244$

$lab^*rgb^*_Ma: 0.0 \ 0.5 \ 1.0$

$lab^*olv^*_Ma: 0.0 \ 0.85 \ 1.0$

Dreiecks-Helligkeit t^*

%Umfang

$u^*_{rel} = 88$

%Regularität

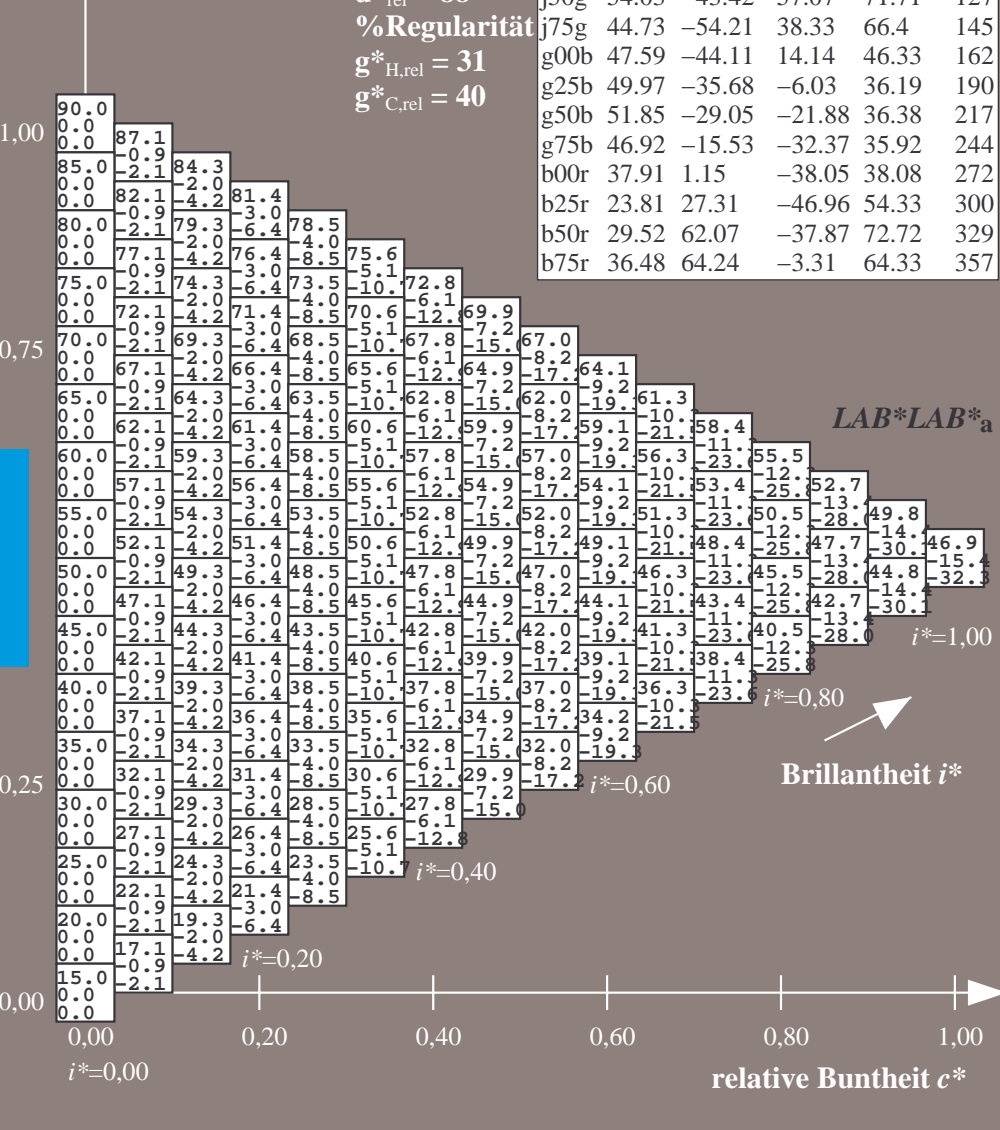
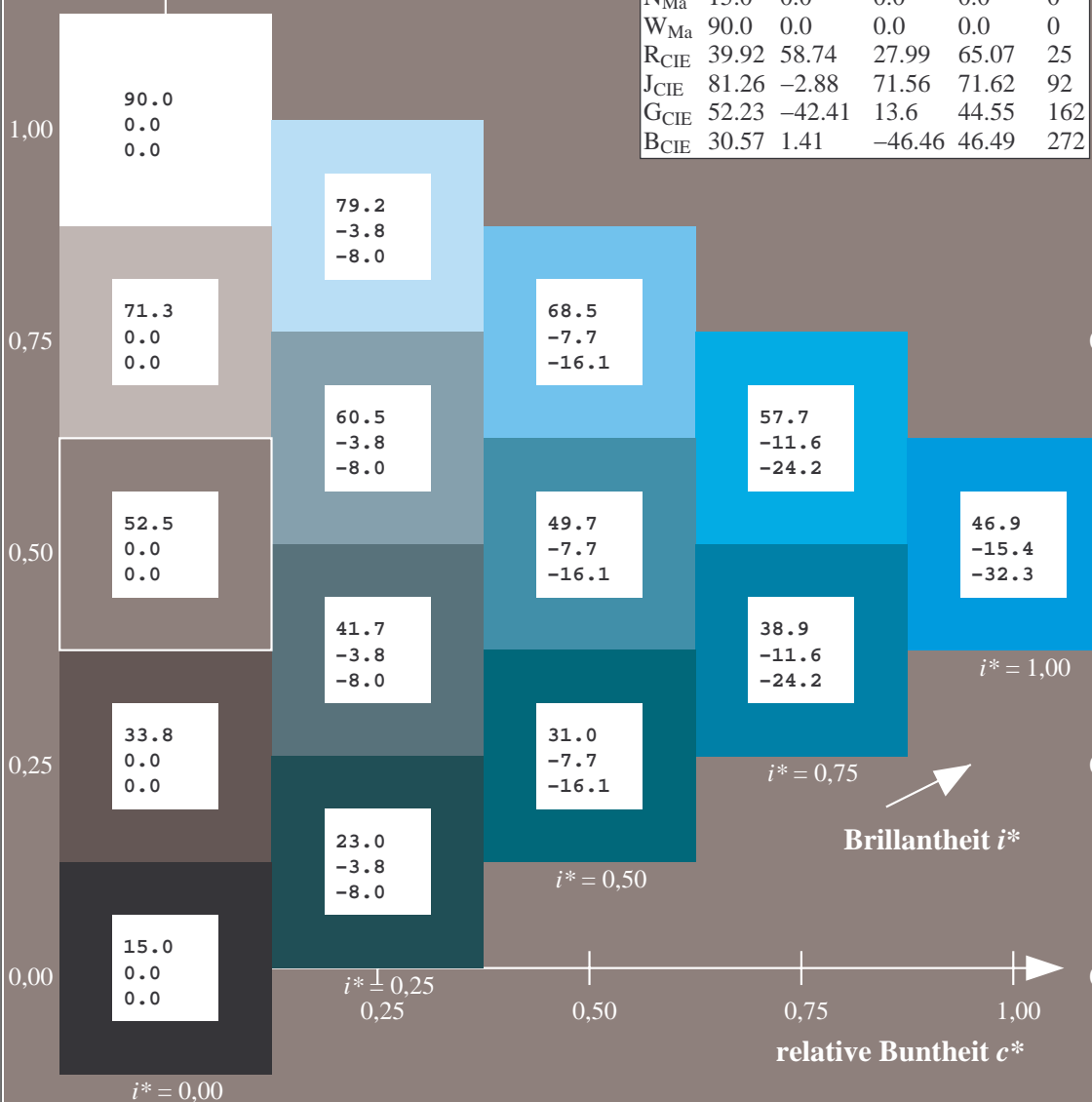
$g^*_{H,rel} = 31$

$g^*_{C,rel} = 40$

$LAB^*LAB^*_a$

FRS15_90aM; adaptierte CIELAB-Daten

	$L^*=L^*_a$	a^*_a	b^*_a	$C^*_{ab,a}$	$h^*_{ab,a}$
r00j	35.47	56.92	27.12	63.05	25
r25j	39.12	49.04	44.45	66.19	42
r50j	50.64	35.19	58.33	68.13	59
r75j	64.01	19.11	74.45	76.87	76
j00g	83.18	-3.93	97.56	97.64	92
j25g	66.73	-26.86	74.66	79.35	110
j50g	54.03	-43.42	57.07	71.71	127
j75g	44.73	-54.21	38.33	66.4	145
g00b	47.59	-44.11	14.14	46.33	162
g25b	49.97	-35.68	-6.03	36.19	190
g50b	51.85	-29.05	-21.88	36.38	217
g75b	46.92	-15.53	-32.37	35.92	244
b00r	37.91	1.15	-38.05	38.08	272
b25r	23.81	27.31	-46.96	54.33	300
b50r	29.52	62.07	-37.87	72.72	329
b75r	36.48	64.24	-3.31	64.33	357



Ein und Ausgabe: Farbmetrisches Drucker-Reflektiv-System FRS15_90aM für relativen CIELAB-Bunton $h^* = lab^*h^* = h_{ab}/360 = 272/360 = 0.755$ $u^* = b00r$

Daten für jede Farbe:

lab^*ch^* und lab^*icu^*

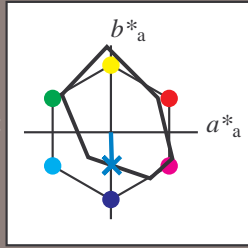
Elementar-Buntontext:

$u^* = b00r$

Kontrastreduzierungsfaktor:

$c_R = 0.9$

Dreiecks-Helligkeit t^*



FRS15_90aM; adaptierte CIELAB-Daten

	$L^*=L^*_a$	a^*_a	b^*_a	$C^*_{ab,a}$	$h^*_{ab,a}$
O _{Ma}	35.06	53.93	39.55	66.88	36
Y _{Ma}	83.77	-4.63	98.26	98.37	93
L _{Ma}	44.13	-56.32	43.36	71.09	142
C _{Ma}	52.66	-26.18	-28.74	38.89	228
V _{Ma}	14.15	45.22	-53.06	69.72	310
M _{Ma}	37.37	70.69	-30.1	76.83	337
N _{Ma}	15.0	0.0	0.0	0.0	0
W _{Ma}	90.0	0.0	0.0	0.0	0
R _{CIE}	39.92	58.74	27.99	65.07	25
J _{CIE}	81.26	-2.88	71.56	71.62	92
G _{CIE}	52.23	-42.41	13.6	44.55	162
B _{CIE}	30.57	1.41	-46.46	46.49	272

Daten für Maximalfarbe (Ma):

$LAB^*LAB^*_Ma$: 38 1 -37

$LAB^*LCH^*_Ma$: 38 38 272

$lab^*rgb^*_Ma$: 0.0 0.0 1.0

$lab^*olv^*_Ma$: 0.0 0.62 1.0

Dreiecks-Helligkeit t^*

%Umfang

$u^*_{rel} = 88$

%Regularität

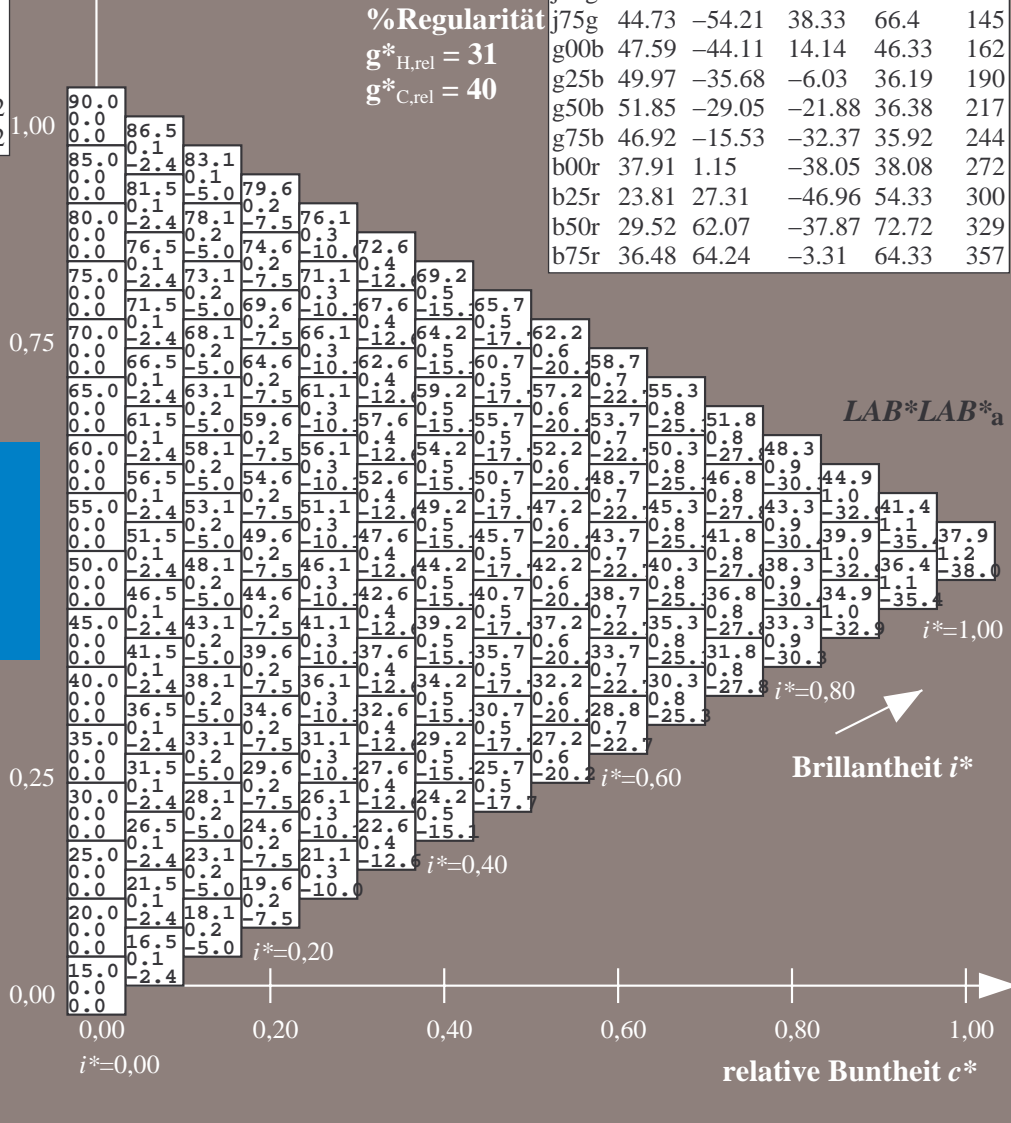
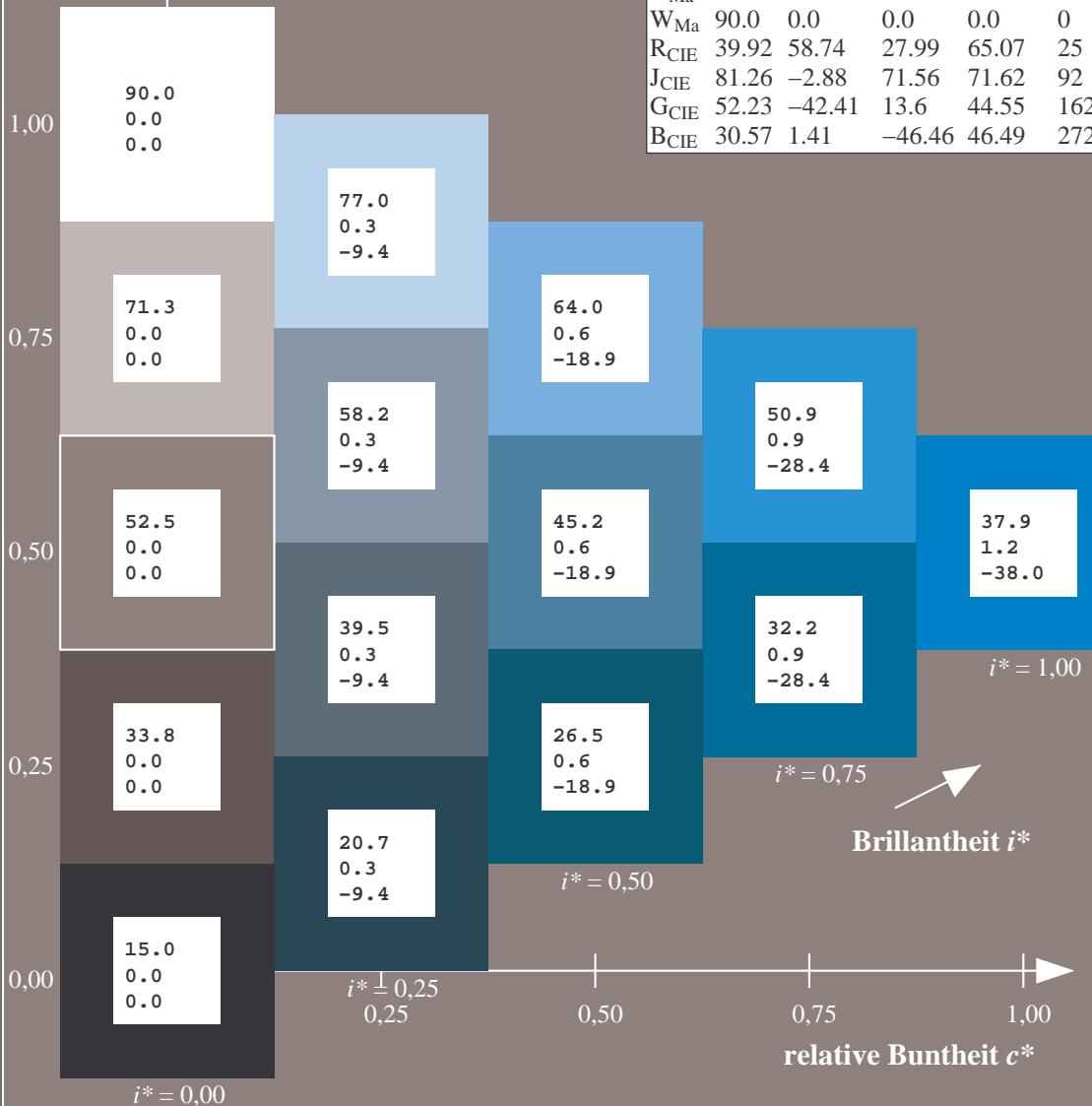
$g^*_{H,rel} = 31$

$g^*_{C,rel} = 40$

$LAB^*LAB^*_a$

FRS15_90aM; adaptierte CIELAB-Daten

	$L^*=L^*_a$	a^*_a	b^*_a	$C^*_{ab,a}$	$h^*_{ab,a}$
r00j	35.47	56.92	27.12	63.05	25
r25j	39.12	49.04	44.45	66.19	42
r50j	50.64	35.19	58.33	68.13	59
r75j	64.01	19.11	74.45	76.87	76
j00g	83.18	-3.93	97.56	97.64	92
j25g	66.73	-26.86	74.66	79.35	110
j50g	54.03	-43.42	57.07	71.71	127
j75g	44.73	-54.21	38.33	66.4	145
g00b	47.59	-44.11	14.14	46.33	162
g25b	49.97	-35.68	-6.03	36.19	190
g50b	51.85	-29.05	-21.88	36.38	217
g75b	46.92	-15.53	-32.37	35.92	244
b00r	37.91	1.15	-38.05	38.08	272
b25r	23.81	27.31	-46.96	54.33	300
b50r	29.52	62.07	-37.87	72.72	329
b75r	36.48	64.24	-3.31	64.33	357



Ein und Ausgabe: Farbmetrisches Drucker-Reflektiv-System FRS15_90aM für relativen CIELAB-Bunnton $h^* = lab^*h^* = h_{ab}/360 = 300/360 = 0.834$ $u^* = b25r$

Daten für jede Farbe:

lab^*tch^* und lab^*icu^*

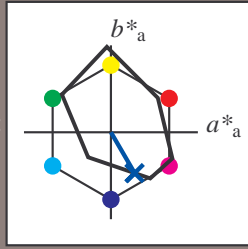
Elementar-Bunntext:

$u^* = b25r$

Kontrastreduzierungsfaktor:

$c_R = 0.9$

Dreiecks-Helligkeit t^*



FRS15_90aM; adaptierte CIELAB-Daten

	$L^*=L^*_a$	a^*_a	b^*_a	$C^*_{ab,a}$	$h^*_{ab,a}$
O _{Ma}	35.06	53.93	39.55	66.88	36
Y _{Ma}	83.77	-4.63	98.26	98.37	93
L _{Ma}	44.13	-56.32	43.36	71.09	142
C _{Ma}	52.66	-26.18	-28.74	38.89	228
V _{Ma}	14.15	45.22	-53.06	69.72	310
M _{Ma}	37.37	70.69	-30.1	76.83	337
N _{Ma}	15.0	0.0	0.0	0.0	0
W _{Ma}	90.0	0.0	0.0	0.0	0
R _{CIE}	39.92	58.74	27.99	65.07	25
J _{CIE}	81.26	-2.88	71.56	71.62	92
G _{CIE}	52.23	-42.41	13.6	44.55	162
B _{CIE}	30.57	1.41	-46.46	46.49	272

Daten für Maximalfarbe (Ma):

$LAB^*LAB^*_Ma$: 24 27 -46

$LAB^*LCH^*_Ma$: 24 54 300

$lab^*rgb^*_Ma$: 0.5 0.0 1.0

$lab^*olv^*_Ma$: 0.0 0.25 1.0

Dreiecks-Helligkeit t^*

%Umfang

$u^*_{rel} = 88$

%Regularität

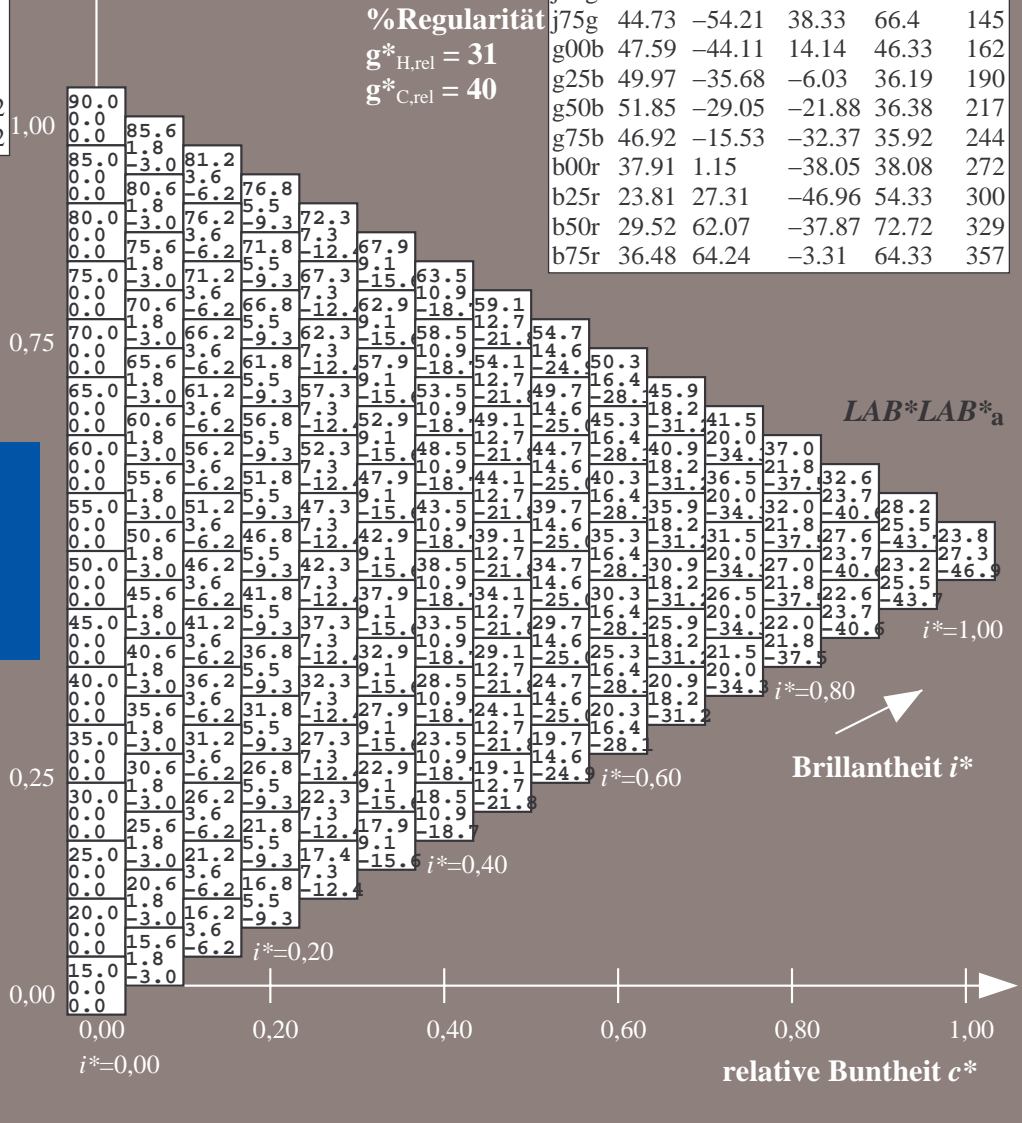
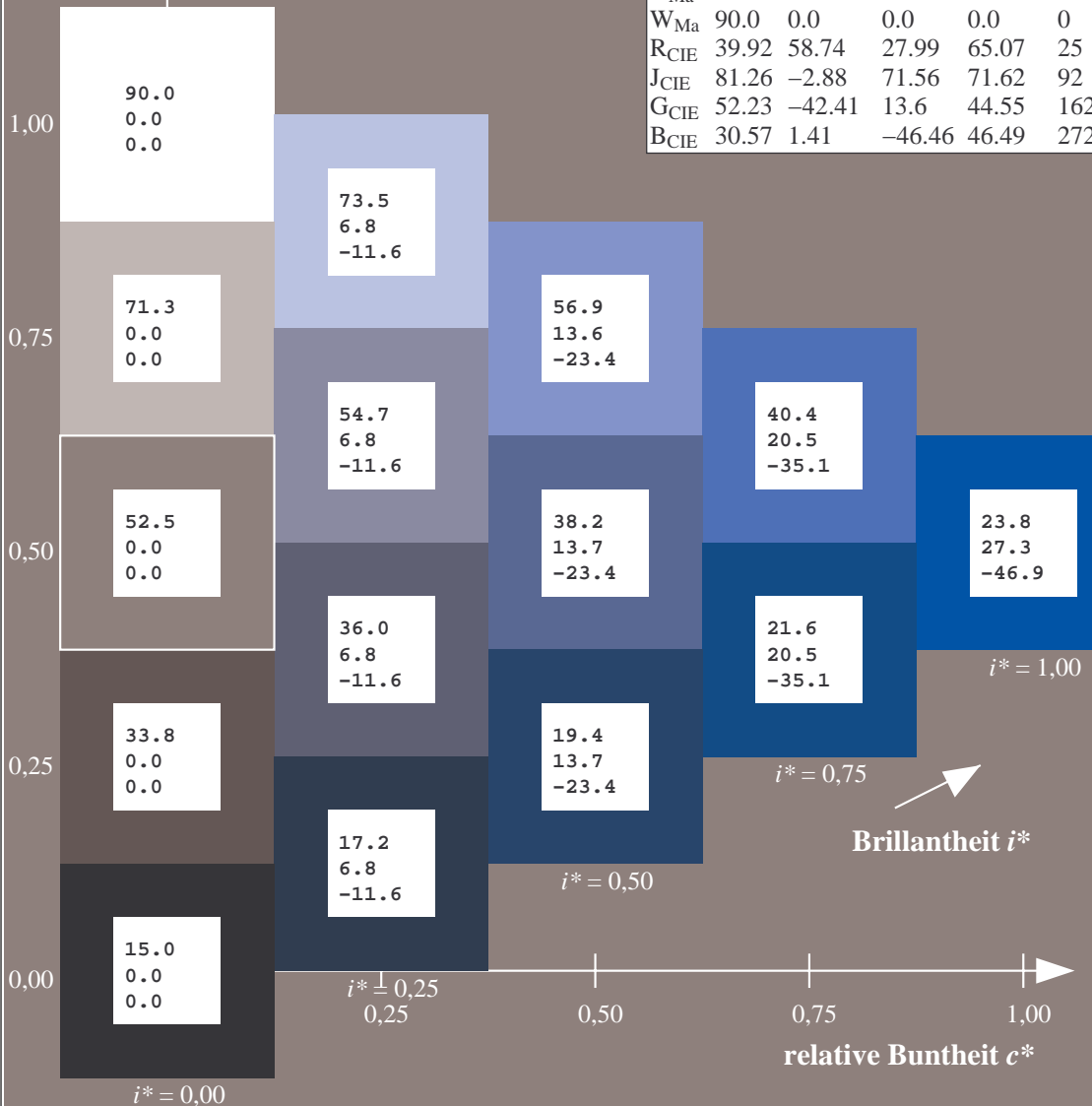
$g^*_{H,rel} = 31$

$g^*_{C,rel} = 40$

$LAB^*LAB^*_a$

FRS15_90aM; adaptierte CIELAB-Daten

	$L^*=L^*_a$	a^*_a	b^*_a	$C^*_{ab,a}$	$h^*_{ab,a}$
r00j	35.47	56.92	27.12	63.05	25
r25j	39.12	49.04	44.45	66.19	42
r50j	50.64	35.19	58.33	68.13	59
r75j	64.01	19.11	74.45	76.87	76
j00g	83.18	-3.93	97.56	97.64	92
j25g	66.73	-26.86	74.66	79.35	110
j50g	54.03	-43.42	57.07	71.71	127
j75g	44.73	-54.21	38.33	66.4	145
g00b	47.59	-44.11	14.14	46.33	162
g25b	49.97	-35.68	-6.03	36.19	190
g50b	51.85	-29.05	-21.88	36.38	217
g75b	46.92	-15.53	-32.37	35.92	244
b00r	37.91	1.15	-38.05	38.08	272
b25r	23.81	27.31	-46.96	54.33	300
b50r	29.52	62.07	-37.87	72.72	329
b75r	36.48	64.24	-3.31	64.33	357



Daten für jede Farbe:

lab^*ch^* und lab^*icu^*

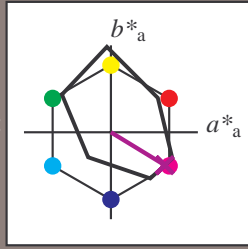
Elementar-Buntontext:

$u^* = b50r$

Kontrastreduzierungsfaktor:

$c_R = 0,9$

Dreiecks-Helligkeit t^*



FRS15_90aM; adaptierte CIELAB-Daten

	$L^*=L^*_a$	a^*_a	b^*_a	$C^*_{ab,a}$	$h^*_{ab,a}$
O _{Ma}	35.06	53.93	39.55	66.88	36
Y _{Ma}	83.77	-4.63	98.26	98.37	93
L _{Ma}	44.13	-56.32	43.36	71.09	142
C _{Ma}	52.66	-26.18	-28.74	38.89	228
V _{Ma}	14.15	45.22	-53.06	69.72	310
M _{Ma}	37.37	70.69	-30.1	76.83	337
N _{Ma}	15.0	0.0	0.0	0.0	0
W _{Ma}	90.0	0.0	0.0	0.0	0
R _{CIE}	39.92	58.74	27.99	65.07	25
J _{CIE}	81.26	-2.88	71.56	71.62	92
G _{CIE}	52.23	-42.41	13.6	44.55	162
B _{CIE}	30.57	1.41	-46.46	46.49	272

Daten für Maximalfarbe (Ma):

$LAB^*LAB^*_Ma: 30\ 62\ -37$

$LAB^*LCH^*_Ma: 30\ 73\ 329$

$lab^*rgb^*_Ma: 1.0\ 0.0\ 1.0$

$lab^*olv^*_Ma: 0.66\ 0.0\ 1.0$

Dreiecks-Helligkeit t^*

%Umfang

$u^*_{rel} = 88$

%Regularität

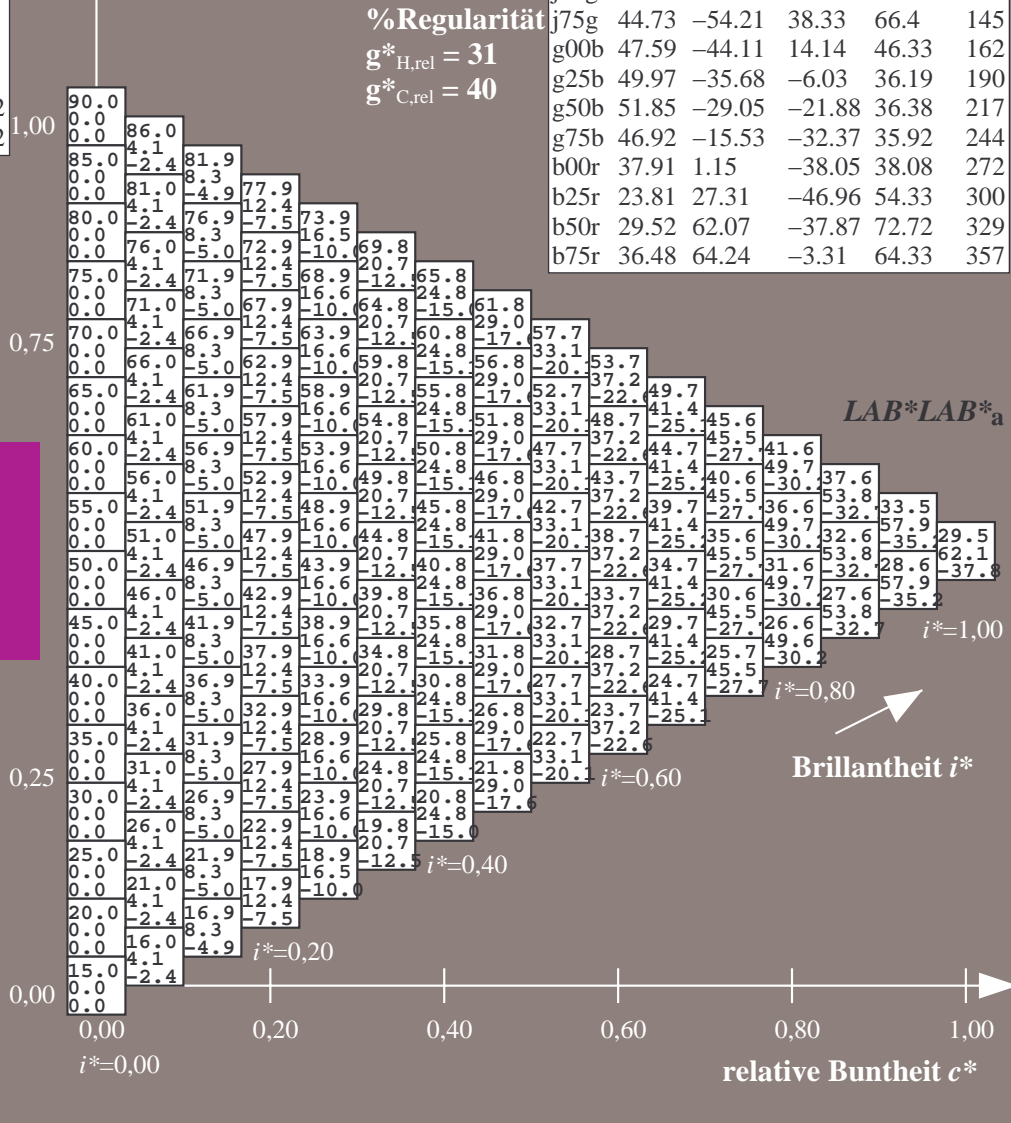
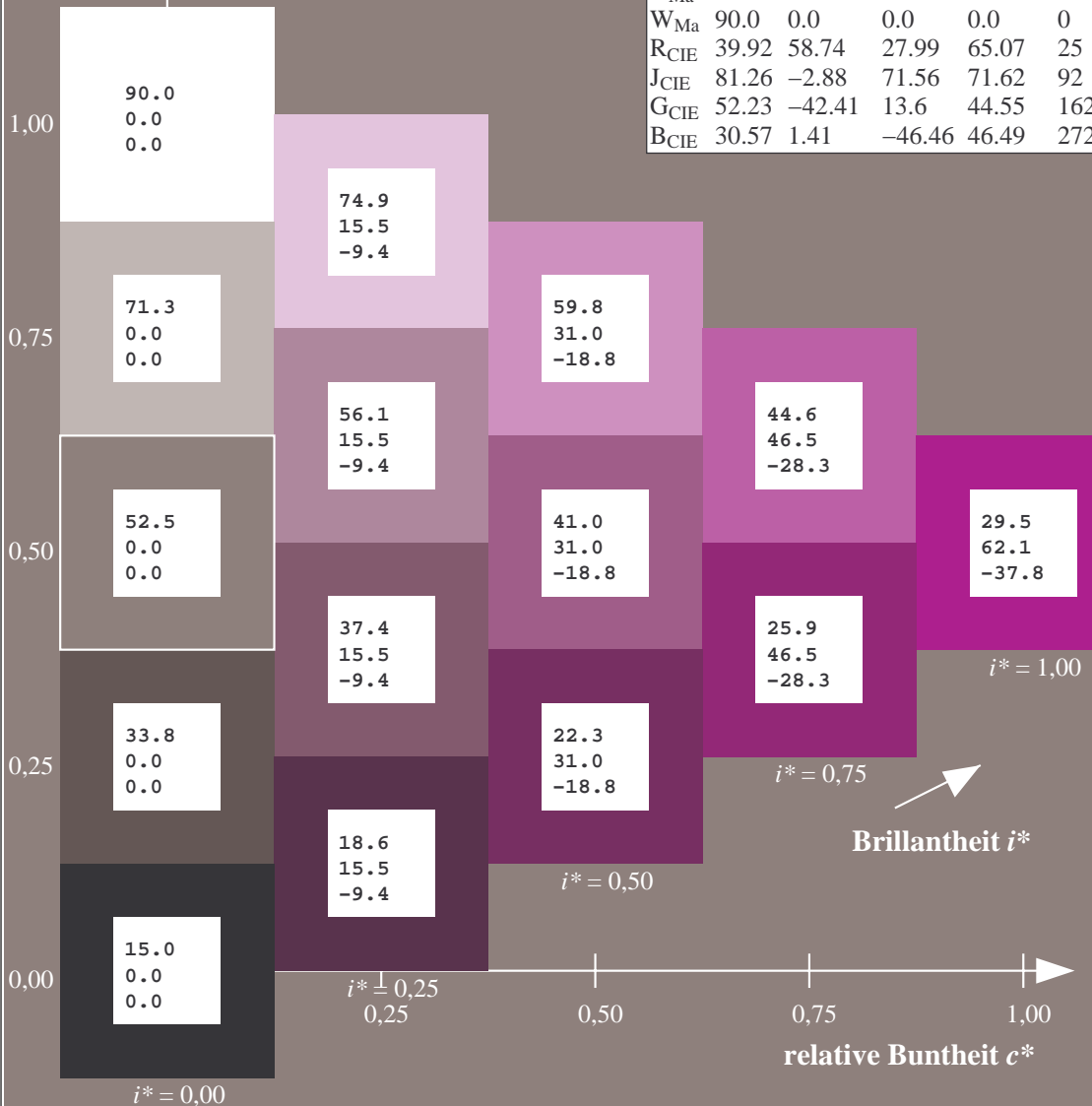
$g^*_{H,rel} = 31$

$g^*_{C,rel} = 40$

$LAB^*LAB^*_a$

FRS15_90aM; adaptierte CIELAB-Daten

	$L^*=L^*_a$	a^*_a	b^*_a	$C^*_{ab,a}$	$h^*_{ab,a}$
r00j	35.47	56.92	27.12	63.05	25
r25j	39.12	49.04	44.45	66.19	42
r50j	50.64	35.19	58.33	68.13	59
r75j	64.01	19.11	74.45	76.87	76
j00g	83.18	-3.93	97.56	97.64	92
j25g	66.73	-26.86	74.66	79.35	110
j50g	54.03	-43.42	57.07	71.71	127
j75g	44.73	-54.21	38.33	66.4	145
g00b	47.59	-44.11	14.14	46.33	162
g25b	49.97	-35.68	-6.03	36.19	190
g50b	51.85	-29.05	-21.88	36.38	217
g75b	46.92	-15.53	-32.37	35.92	244
b00r	37.91	1.15	-38.05	38.08	272
b25r	23.81	27.31	-46.96	54.33	300
b50r	29.52	62.07	-37.87	72.72	329
b75r	36.48	64.24	-3.31	64.33	357



Ein und Ausgabe: Farbmetrisches Drucker-Reflektiv-System FRS15_90aM für relativen CIELAB-Bunton $h^* = lab^*h^* = h_{ab}/360 = 357/360 = 0,992$ $u^* = b75r$

Daten für jede Farbe:

lab^*ch^* und lab^*icu^*

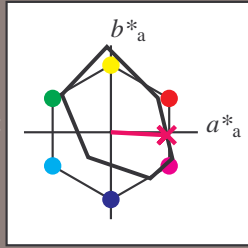
Elementar-Buntontext:

$u^* = b75r$

Kontrastreduzierungsfaktor:

$c_R = 0,9$

Dreiecks-Helligkeit t^*



FRS15_90aM; adaptierte CIELAB-Daten

	$L^*=L^*_a$	a^*_a	b^*_a	$C^*_{ab,a}$	$h^*_{ab,a}$
O _{Ma}	35.06	53.93	39.55	66.88	36
Y _{Ma}	83.77	-4.63	98.26	98.37	93
L _{Ma}	44.13	-56.32	43.36	71.09	142
C _{Ma}	52.66	-26.18	-28.74	38.89	228
V _{Ma}	14.15	45.22	-53.06	69.72	310
M _{Ma}	37.37	70.69	-30.1	76.83	337
N _{Ma}	15.0	0.0	0.0	0.0	0
W _{Ma}	90.0	0.0	0.0	0.0	0
R _{CIE}	39.92	58.74	27.99	65.07	25
J _{CIE}	81.26	-2.88	71.56	71.62	92
G _{CIE}	52.23	-42.41	13.6	44.55	162
B _{CIE}	30.57	1.41	-46.46	46.49	272

Daten für Maximalfarbe (Ma):

$LAB^*LAB^*_Ma: 36\ 64\ -2$

$LAB^*LCH^*_Ma: 36\ 64\ 357$

$lab^*rgb^*_Ma: 1.0\ 0.0\ 0.5$

$lab^*olv^*_Ma: 1.0\ 0.0\ 0.62$

Dreiecks-Helligkeit t^*

%Umfang

$u^*_{rel} = 88$

%Regularität

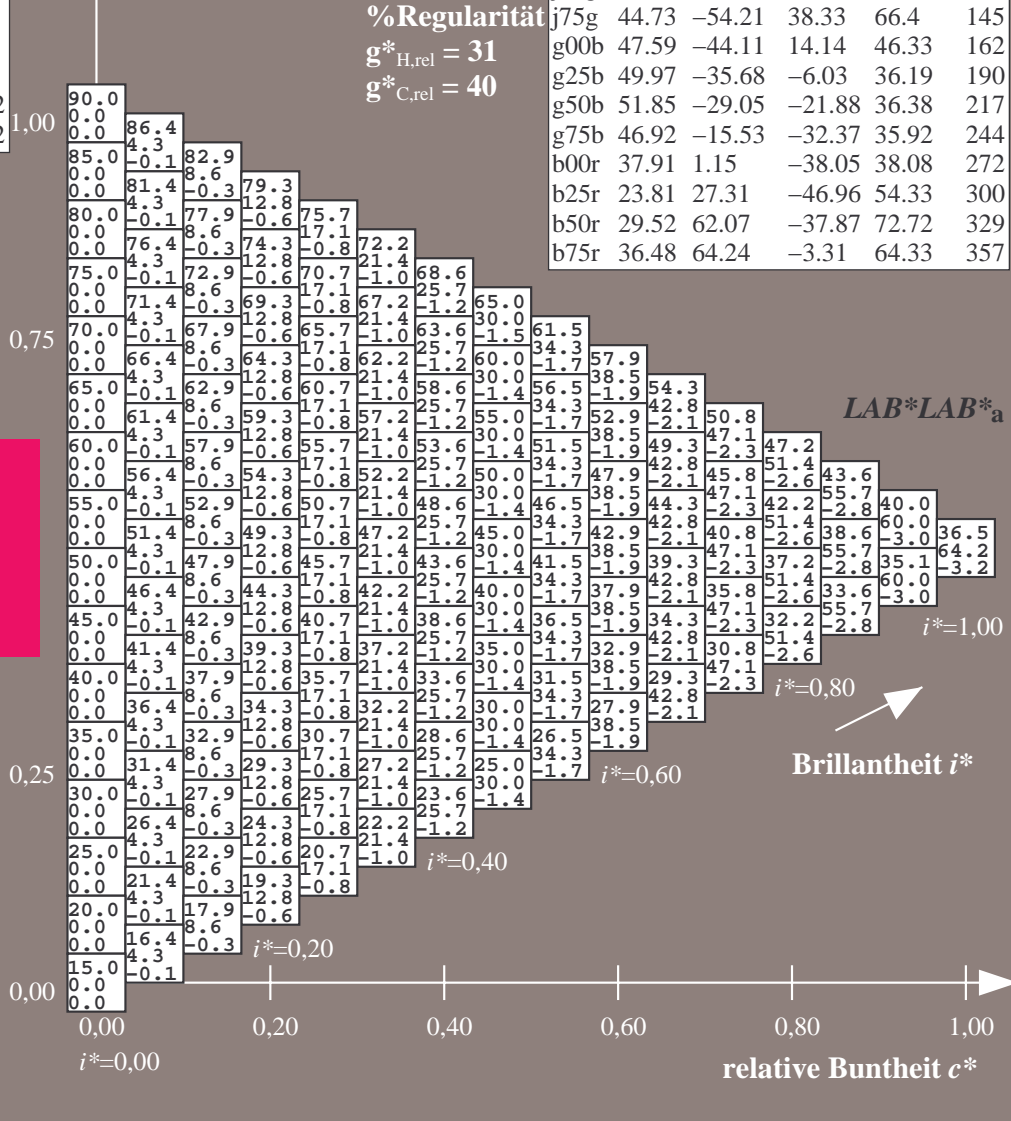
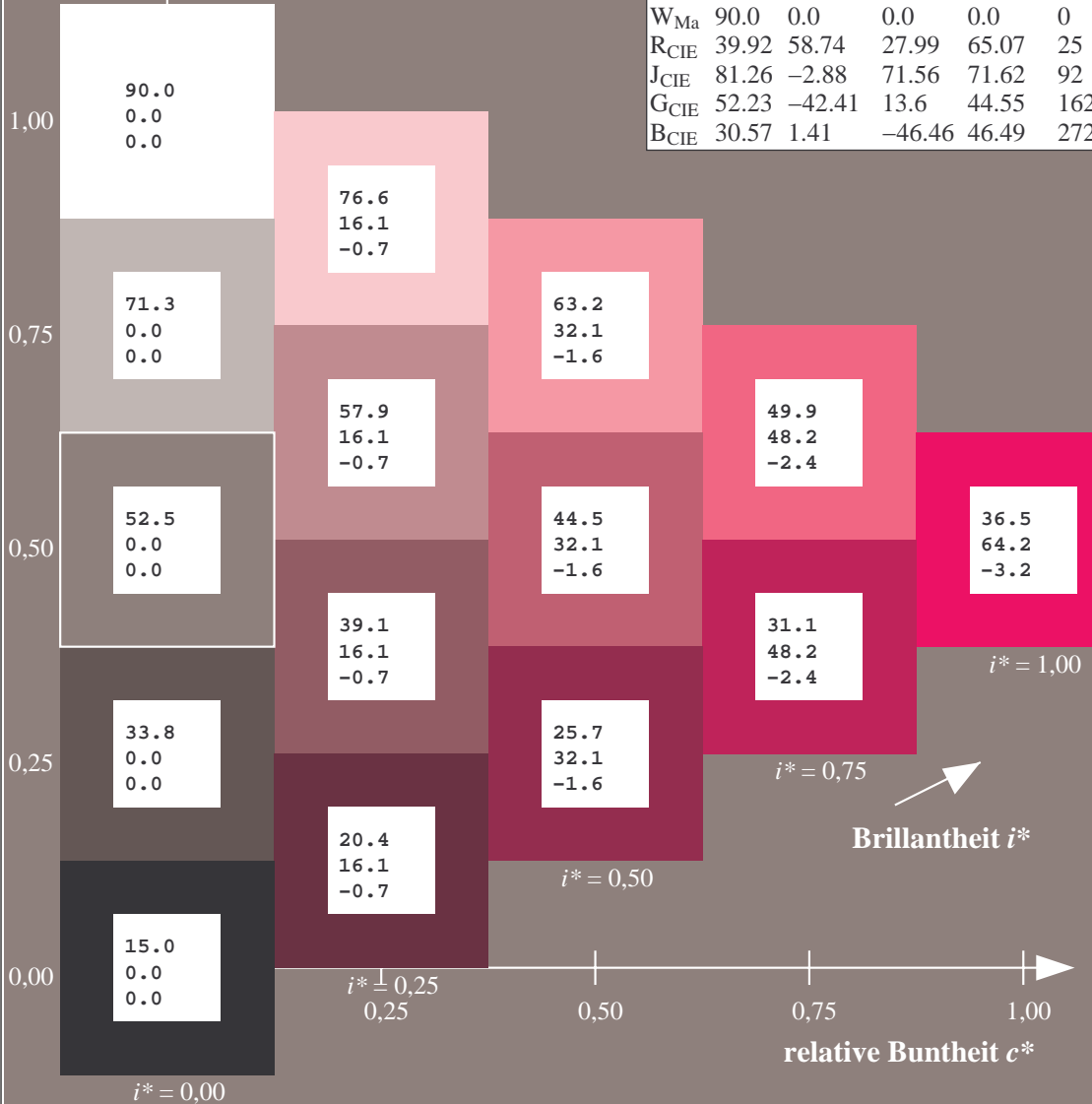
$g^*_{H,rel} = 31$

$g^*_{C,rel} = 40$

$LAB^*LAB^*_a$

FRS15_90aM; adaptierte CIELAB-Daten

	$L^*=L^*_a$	a^*_a	b^*_a	$C^*_{ab,a}$	$h^*_{ab,a}$
r00j	35.47	56.92	27.12	63.05	25
r25j	39.12	49.04	44.45	66.19	42
r50j	50.64	35.19	58.33	68.13	59
r75j	64.01	19.11	74.45	76.87	76
j00g	83.18	-3.93	97.56	97.64	92
j25g	66.73	-26.86	74.66	79.35	110
j50g	54.03	-43.42	57.07	71.71	127
j75g	44.73	-54.21	38.33	66.4	145
g00b	47.59	-44.11	14.14	46.33	162
g25b	49.97	-35.68	-6.03	36.19	190
g50b	51.85	-29.05	-21.88	36.38	217
g75b	46.92	-15.53	-32.37	35.92	244
b00r	37.91	1.15	-38.05	38.08	272
b25r	23.81	27.31	-46.96	54.33	300
b50r	29.52	62.07	-37.87	72.72	329
b75r	36.48	64.24	-3.31	64.33	357



Ein und Ausgabe:
 Farbmetrisches Drucker-Reflektiv-System FRS15_90aM

Daten für jede Farbe:
*lab**tch** und lab**icu***

Elementar-Bunttontext:

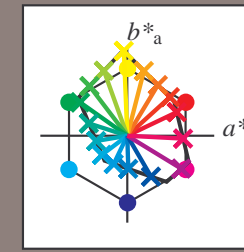
*u** = 16 Buntttöne *r00j, r25j, ..., b75r*

Kontrastreduzierungsfaktor:

c_R = 0.9

FRS15_90aM; adaptierte CIELAB-Daten

	<i>L*</i> = <i>L*</i> _a	<i>a*</i> _a	<i>b*</i> _a	<i>C*</i> _{ab,a}	<i>h*</i> _{ab,a}
r00j	35.47	56.92	27.12	63.05	25
r25j	39.12	49.04	44.45	66.19	42
r50j	50.64	35.19	58.33	68.13	59
r75j	64.01	19.11	74.45	76.87	76
j00g	83.18	-3.93	97.56	97.64	92
j25g	66.73	-26.86	74.66	79.35	110
j50g	54.03	-43.42	57.07	71.71	127
j75g	44.73	-54.21	38.33	66.4	145
g00b	47.59	-44.11	14.14	46.33	162
g25b	49.97	-35.68	-6.03	36.19	190
g50b	51.85	-29.05	-21.88	36.38	217
g75b	46.92	-15.53	-32.37	35.92	244
b00r	37.91	1.15	-38.05	38.08	272
b25r	23.81	27.31	-46.96	54.33	300
b50r	29.52	62.07	-37.87	72.72	329
b75r	36.48	64.24	-3.31	64.33	357



%Umfang

*u**_{rel} = 88

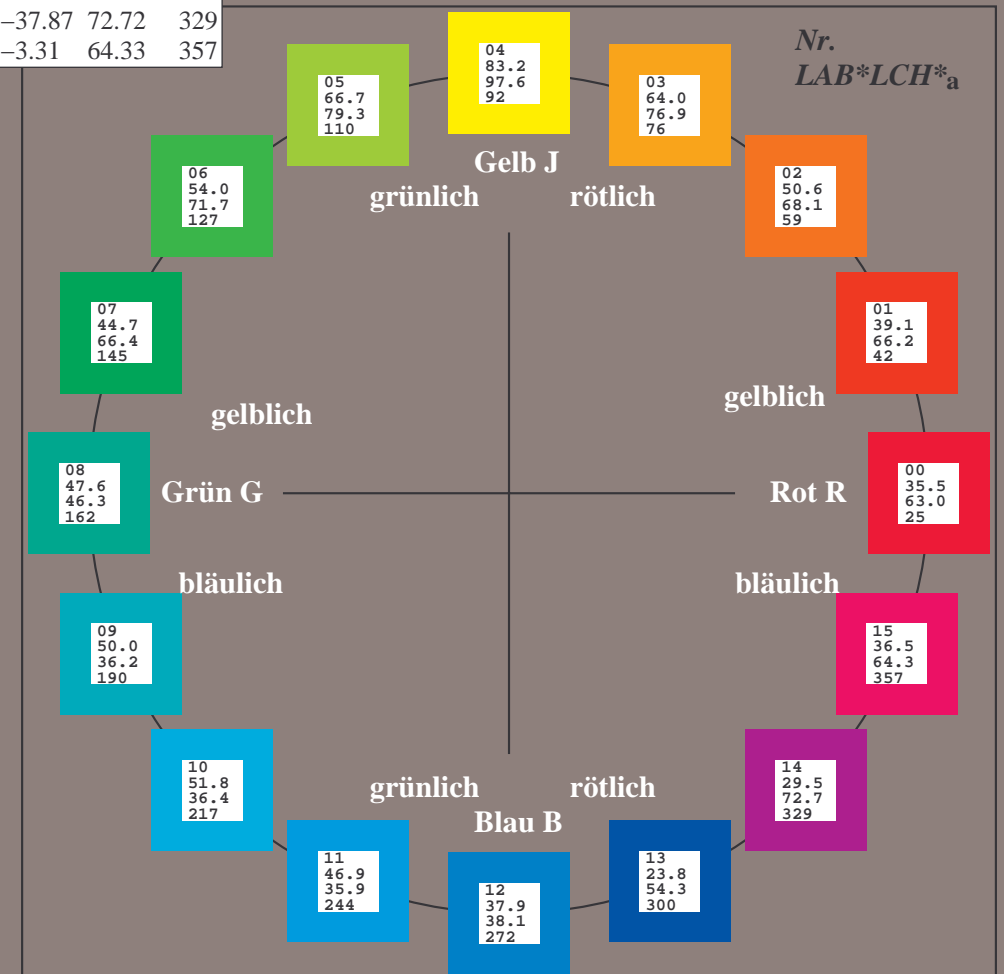
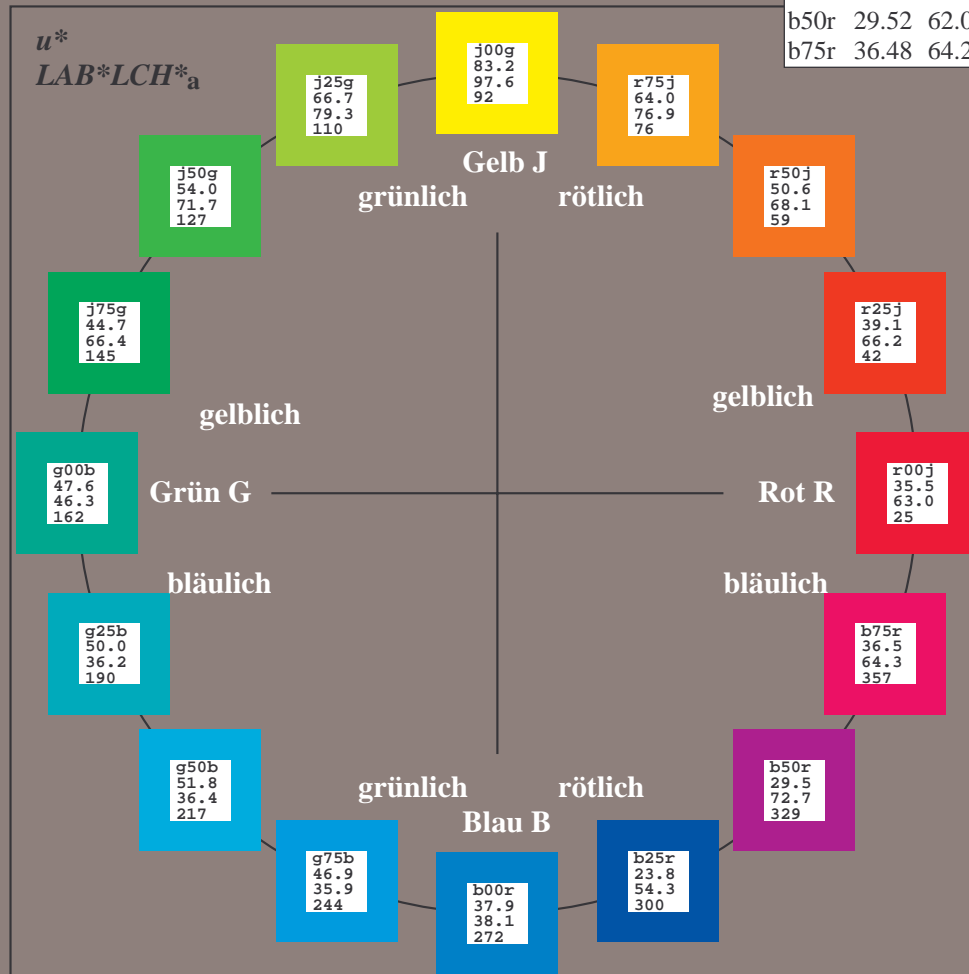
%Regularität

*g**_{H,rel} = 31

*g**_{C,rel} = 40

FRS15_90aM; adaptierte CIELAB-Daten

	<i>L*</i> = <i>L*</i> _a	<i>a*</i> _a	<i>b*</i> _a	<i>C*</i> _{ab,a}	<i>h*</i> _{ab,a}
O _{Ma}	35.06	53.93	39.55	66.88	36
Y _{Ma}	83.77	-4.63	98.26	98.37	93
L _{Ma}	44.13	-56.32	43.36	71.09	142
C _{Ma}	52.66	-26.18	-28.74	38.89	228
V _{Ma}	14.15	45.22	-53.06	69.72	310
M _{Ma}	37.37	70.69	-30.1	76.83	337
N _{Ma}	15.0	0.0	0.0	0.0	0
W _{Ma}	90.0	0.0	0.0	0.0	0
R _{CIE}	39.92	58.74	27.99	65.07	25
J _{CIE}	81.26	-2.88	71.56	71.62	92
G _{CIE}	52.23	-42.41	13.6	44.55	162
B _{CIE}	30.57	1.41	-46.46	46.49	272



Daten für jede Farbe:

lab^*ich^* und lab^*icu^*

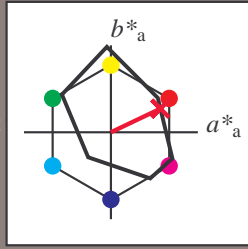
Elementar-Buntontext:

$u^* = r00j$

Kontrastreduzierungsfaktor:

$c_R = 0.9$

Dreiecks-Helligkeit t^*



FRS15_90aM; adaptierte CIELAB-Daten

	$L^*=L^*_a$	a^*_a	b^*_a	$C^*_{ab,a}$	$h^*_{ab,a}$
O _{Ma}	35.06	53.93	39.55	66.88	36
Y _{Ma}	83.77	-4.63	98.26	98.37	93
L _{Ma}	44.13	-56.32	43.36	71.09	142
C _{Ma}	52.66	-26.18	-28.74	38.89	228
V _{Ma}	14.15	45.22	-53.06	69.72	310
M _{Ma}	37.37	70.69	-30.1	76.83	337
N _{Ma}	15.0	0.0	0.0	0.0	0
W _{Ma}	90.0	0.0	0.0	0.0	0
R _{CIE}	39.92	58.74	27.99	65.07	25
J _{CIE}	81.26	-2.88	71.56	71.62	92
G _{CIE}	52.23	-42.41	13.6	44.55	162
B _{CIE}	30.57	1.41	-46.46	46.49	272

Daten für Maximalfarbe (Ma):

$LAB^*LAB^*_{Ma}$: 35 57 27

$LAB^*LCH^*_{Ma}$: 35 63 25

$lab^*rgb^*_{Ma}$: 1.0 0.0 0.0

$lab^*olv^*_{Ma}$: 1.0 0.0 0.18

Dreiecks-Helligkeit t^*

%Umfang

$u^*_{rel} = 88$

%Regularität

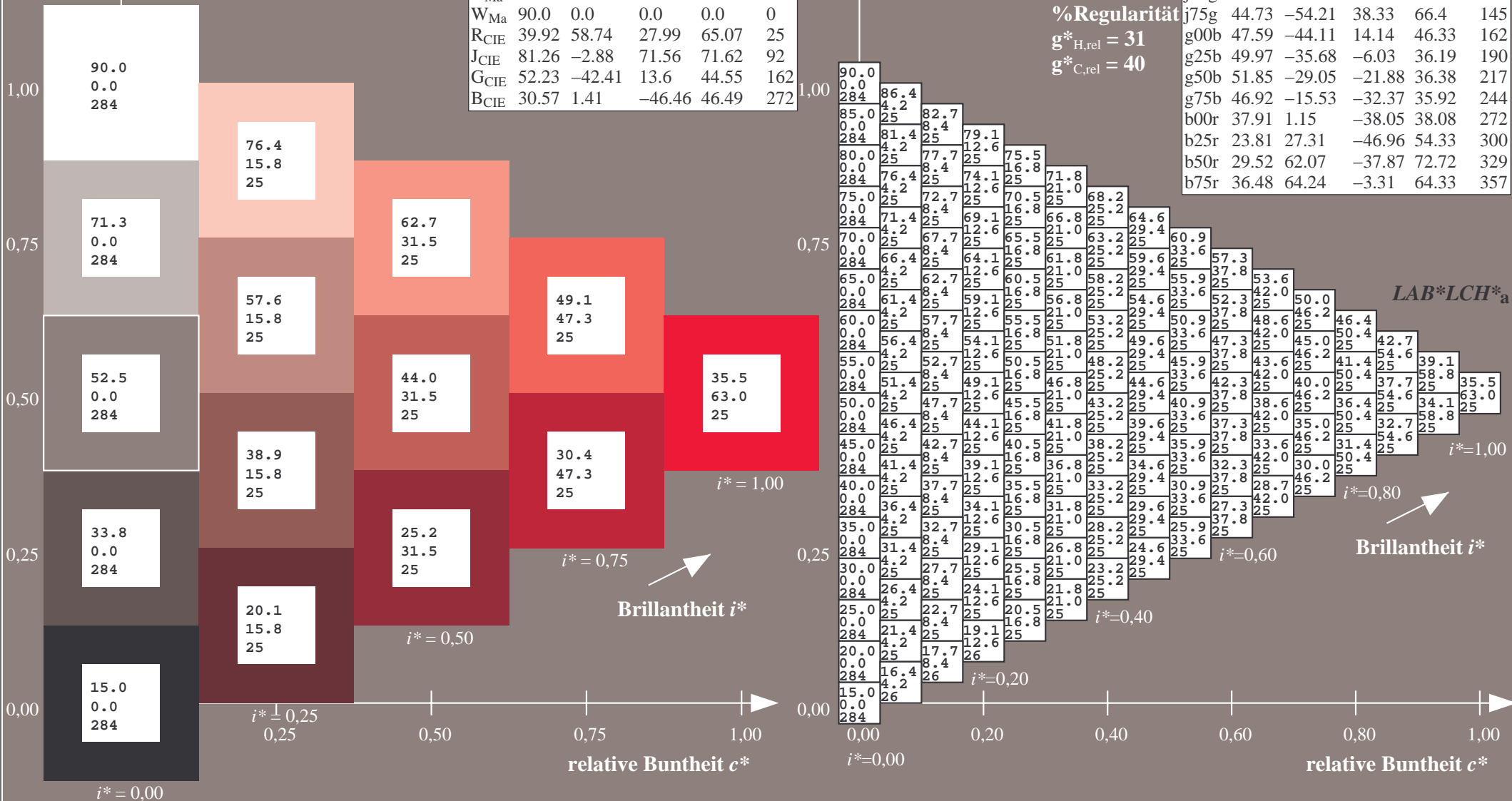
$g^*_{H,rel} = 31$

$g^*_{C,rel} = 40$

$LAB^*LCH^*_{a}$

FRS15_90aM; adaptierte CIELAB-Daten

	$L^*=L^*_a$	a^*_a	b^*_a	$C^*_{ab,a}$	$h^*_{ab,a}$
r00j	35.47	56.92	27.12	63.05	25
r25j	39.12	49.04	44.45	66.19	42
r50j	50.64	35.19	58.33	68.13	59
r75j	64.01	19.11	74.45	76.87	76
j00g	83.18	-3.93	97.56	97.64	92
j25g	66.73	-26.86	74.66	79.35	110
j50g	54.03	-43.42	57.07	71.71	127
j75g	44.73	-54.21	38.33	66.4	145
g00b	47.59	-44.11	14.14	46.33	162
g25b	49.97	-35.68	-6.03	36.19	190
g50b	51.85	-29.05	-21.88	36.38	217
g75b	46.92	-15.53	-32.37	35.92	244
b00r	37.91	1.15	-38.05	38.08	272
b25r	23.81	27.31	-46.96	54.33	300
b50r	29.52	62.07	-37.87	72.72	329
b75r	36.48	64.24	-3.31	64.33	357



Daten für jede Farbe:

lab^*ch^* und lab^*icu^*

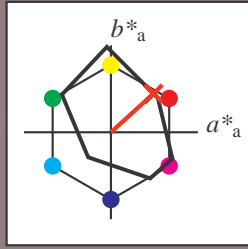
Elementar-Buntontext:

$u^* = r25j$

Kontrastreduzierungsfaktor:

$c_R = 0.9$

Dreiecks-Helligkeit t^*



FRS15_90aM; adaptierte CIELAB-Daten

	$L^*=L^*_a$	a^*_a	b^*_a	$C^*_{ab,a}$	$h^*_{ab,a}$
O _{Ma}	35.06	53.93	39.55	66.88	36
Y _{Ma}	83.77	-4.63	98.26	98.37	93
L _{Ma}	44.13	-56.32	43.36	71.09	142
C _{Ma}	52.66	-26.18	-28.74	38.89	228
V _{Ma}	14.15	45.22	-53.06	69.72	310
M _{Ma}	37.37	70.69	-30.1	76.83	337
N _{Ma}	15.0	0.0	0.0	0.0	0
W _{Ma}	90.0	0.0	0.0	0.0	0
R _{CIE}	39.92	58.74	27.99	65.07	25
J _{CIE}	81.26	-2.88	71.56	71.62	92
G _{CIE}	52.23	-42.41	13.6	44.55	162
B _{CIE}	30.57	1.41	-46.46	46.49	272

Daten für Maximalfarbe (Ma):

$LAB^*LAB^*_Ma$: 39 49 44

$LAB^*LCH^*_Ma$: 39 66 42

$lab^*rgb^*_Ma$: 1.0 0.25 0.0

$lab^*olv^*_Ma$: 1.0 0.08 0.0

Dreiecks-Helligkeit t^*

%Umfang

$u^*_{rel} = 88$

%Regularität

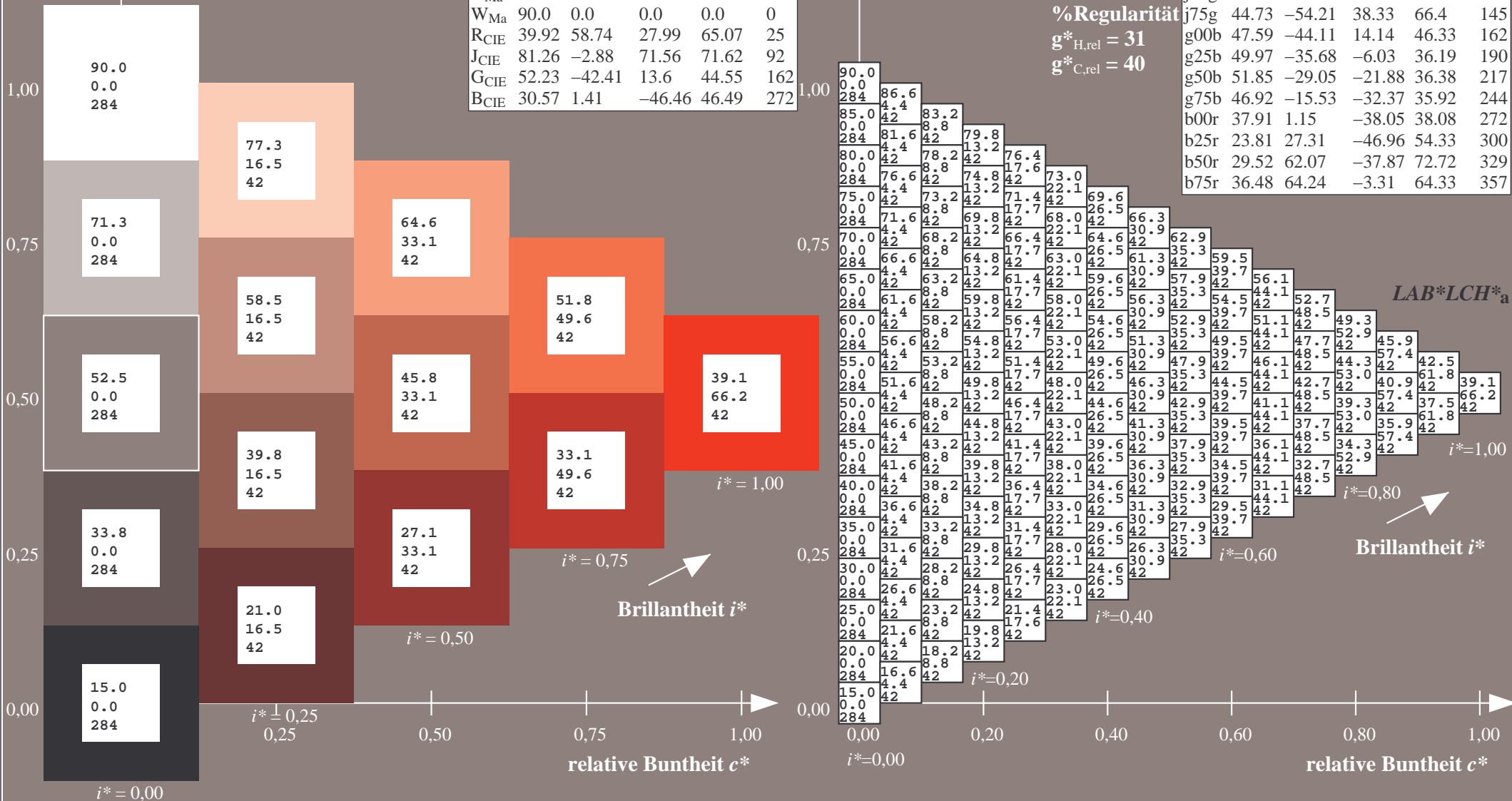
$g^*_{H,rel} = 31$

$g^*_{C,rel} = 40$

$LAB^*LCH^*_a$

FRS15_90aM; adaptierte CIELAB-Daten

	$L^*=L^*_a$	a^*_a	b^*_a	$C^*_{ab,a}$	$h^*_{ab,a}$
r00j	35.47	56.92	27.12	63.05	25
r25j	39.12	49.04	44.45	66.19	42
r50j	50.64	35.19	58.33	68.13	59
r75j	64.01	19.11	74.45	76.87	76
j00g	83.18	-3.93	97.56	97.64	92
j25g	66.73	-26.86	74.66	79.35	110
j50g	54.03	-43.42	57.07	71.71	127
j75g	44.73	-54.21	38.33	66.4	145
g00b	47.59	-44.11	14.14	46.33	162
g25b	49.97	-35.68	-6.03	36.19	190
g50b	51.85	-29.05	-21.88	36.38	217
g75b	46.92	-15.53	-32.37	35.92	244
b00r	37.91	1.15	-38.05	38.08	272
b25r	23.81	27.31	-46.96	54.33	300
b50r	29.52	62.07	-37.87	72.72	329
b75r	36.48	64.24	-3.31	64.33	357



Daten für jede Farbe:

lab^*tch^* und lab^*icu^*

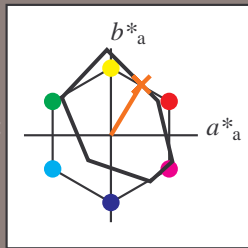
Elementar-Buntontext:

$u^* = r50j$

Kontrastreduzierungsfaktor:

$c_R = 0.9$

Dreiecks-Helligkeit t^*



FRS15_90aM; adaptierte CIELAB-Daten

	$L^*=L^*_a$	a^*_a	b^*_a	$C^*_{ab,a}$	$h^*_{ab,a}$
O _{Ma}	35.06	53.93	39.55	66.88	36
Y _{Ma}	83.77	-4.63	98.26	98.37	93
L _{Ma}	44.13	-56.32	43.36	71.09	142
C _{Ma}	52.66	-26.18	-28.74	38.89	228
V _{Ma}	14.15	45.22	-53.06	69.72	310
M _{Ma}	37.37	70.69	-30.1	76.83	337
N _{Ma}	15.0	0.0	0.0	0.0	0
W _{Ma}	90.0	0.0	0.0	0.0	0
R _{CIE}	39.92	58.74	27.99	65.07	25
J _{CIE}	81.26	-2.88	71.56	71.62	92
G _{CIE}	52.23	-42.41	13.6	44.55	162
B _{CIE}	30.57	1.41	-46.46	46.49	272

Daten für Maximalfarbe (Ma):

$LAB^*LAB^*_{Ma}$: 51 35 58

$LAB^*LCH^*_{Ma}$: 51 68 59

$lab^*rgb^*_{Ma}$: 1.0 0.5 0.0

$lab^*olv^*_{Ma}$: 1.0 0.32 0.0

Dreiecks-Helligkeit t^*

%Umfang

$u^*_{rel} = 88$

%Regularität

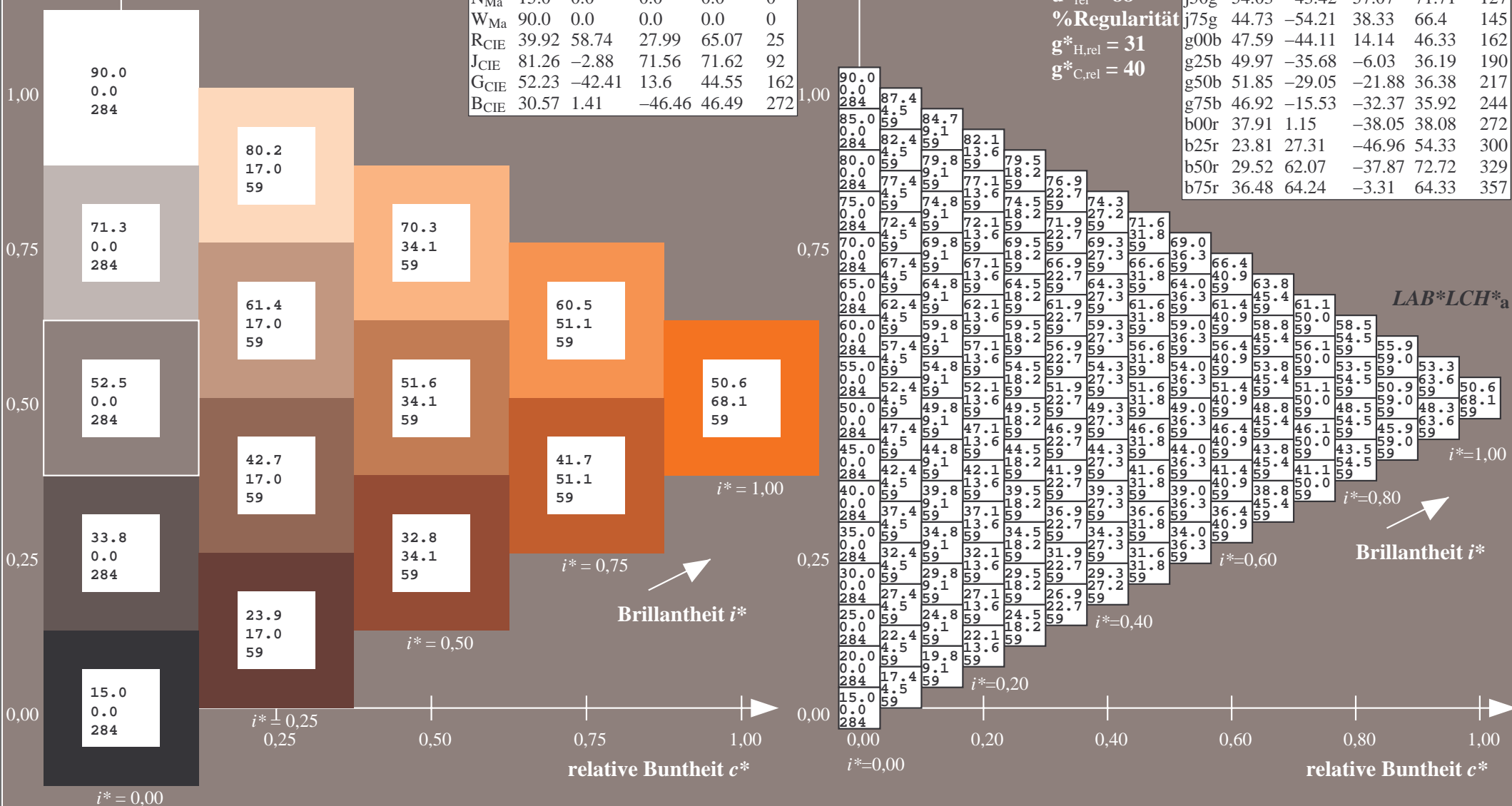
$g^*_{H,rel} = 31$

$g^*_{C,rel} = 40$

$LAB^*LCH^*_{Ma}$

FRS15_90aM; adaptierte CIELAB-Daten

	$L^*=L^*_a$	a^*_a	b^*_a	$C^*_{ab,a}$	$h^*_{ab,a}$
r00j	35.47	56.92	27.12	63.05	25
r25j	39.12	49.04	44.45	66.19	42
r50j	50.64	35.19	58.33	68.13	59
r75j	64.01	19.11	74.45	76.87	76
j00g	83.18	-3.93	97.56	97.64	92
j25g	66.73	-26.86	74.66	79.35	110
j50g	54.03	-43.42	57.07	71.71	127
j75g	44.73	-54.21	38.33	66.4	145
g00b	47.59	-44.11	14.14	46.33	162
g25b	49.97	-35.68	-6.03	36.19	190
g50b	51.85	-29.05	-21.88	36.38	217
g75b	46.92	-15.53	-32.37	35.92	244
b00r	37.91	1.15	-38.05	38.08	272
b25r	23.81	27.31	-46.96	54.33	300
b50r	29.52	62.07	-37.87	72.72	329
b75r	36.48	64.24	-3.31	64.33	357



Daten für jede Farbe:

lab^*ch^* und lab^*icu^*

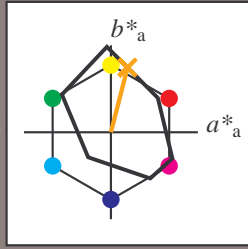
Elementar-Buntontext:

$u^* = r75j$

Kontrastreduzierungsfaktor:

$c_R = 0,9$

Dreiecks-Helligkeit t^*



FRS15_90aM; adaptierte CIELAB-Daten

	$L^*=L^*_a$	a^*_a	b^*_a	$C^*_{ab,a}$	$h^*_{ab,a}$
O _{Ma}	35.06	53.93	39.55	66.88	36
Y _{Ma}	83.77	-4.63	98.26	98.37	93
L _{Ma}	44.13	-56.32	43.36	71.09	142
C _{Ma}	52.66	-26.18	-28.74	38.89	228
V _{Ma}	14.15	45.22	-53.06	69.72	310
M _{Ma}	37.37	70.69	-30.1	76.83	337
N _{Ma}	15.0	0.0	0.0	0.0	0
W _{Ma}	90.0	0.0	0.0	0.0	0
R _{CIE}	39.92	58.74	27.99	65.07	25
J _{CIE}	81.26	-2.88	71.56	71.62	92
G _{CIE}	52.23	-42.41	13.6	44.55	162
B _{CIE}	30.57	1.41	-46.46	46.49	272

Daten für Maximalfarbe (Ma):

LAB^*LAB^*Ma : 64 19 74

LAB^*LCH^*Ma : 64 77 76

lab^*rgb^*Ma : 1.0 0.75 0.0

lab^*olv^*Ma : 1.0 0.59 0.0

Dreiecks-Helligkeit t^*

%Umfang

$u^*_{rel} = 88$

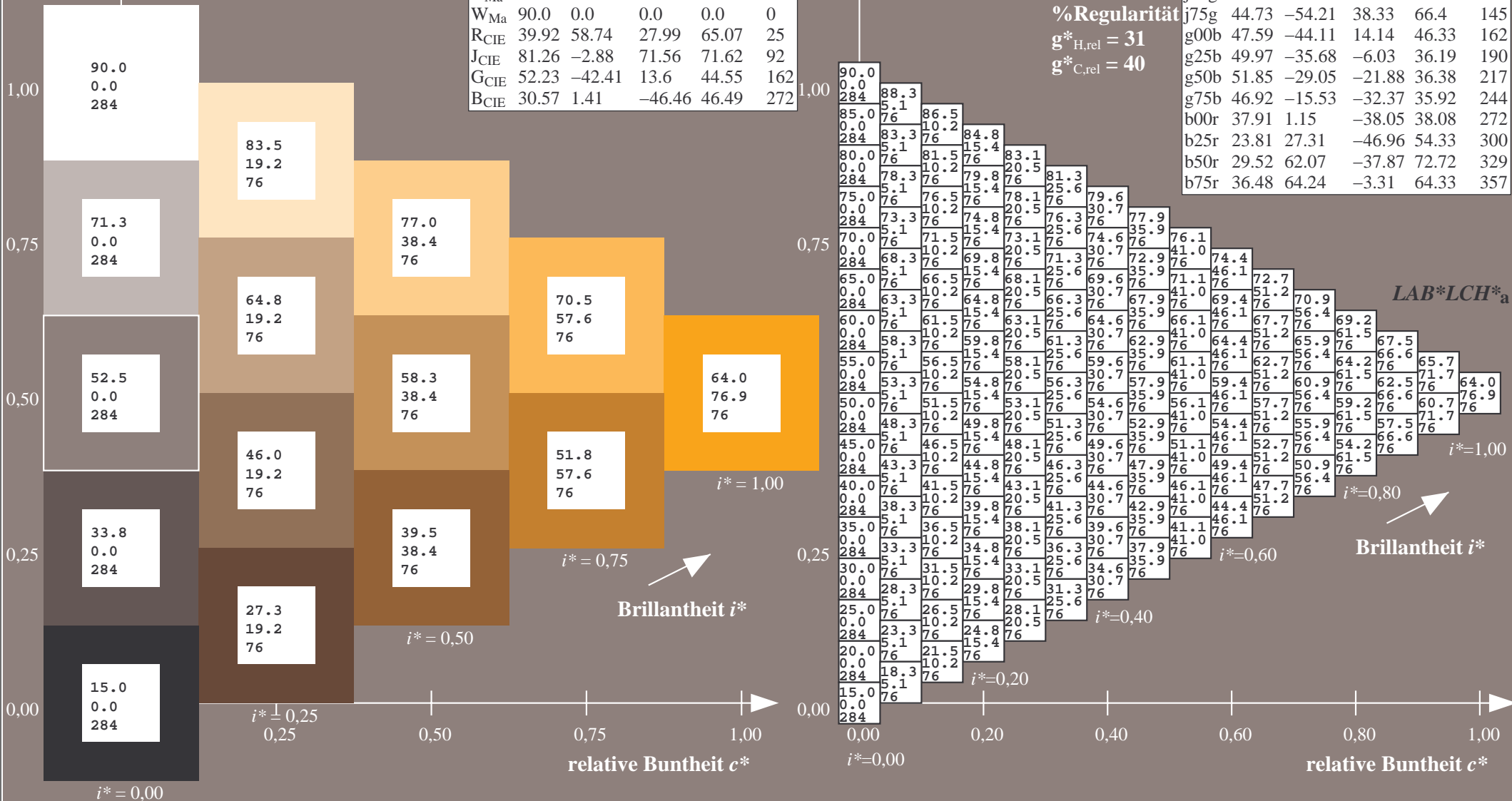
%Regularität

$g^*_{H,rel} = 31$

$g^*_{C,rel} = 40$

FRS15_90aM; adaptierte CIELAB-Daten

	$L^*=L^*_a$	a^*_a	b^*_a	$C^*_{ab,a}$	$h^*_{ab,a}$
r00j	35.47	56.92	27.12	63.05	25
r25j	39.12	49.04	44.45	66.19	42
r50j	50.64	35.19	58.33	68.13	59
r75j	64.01	19.11	74.45	76.87	76
j00g	83.18	-3.93	97.56	97.64	92
j25g	66.73	-26.86	74.66	79.35	110
j50g	54.03	-43.42	57.07	71.71	127
j75g	44.73	-54.21	38.33	66.4	145
g00b	47.59	-44.11	14.14	46.33	162
g25b	49.97	-35.68	-6.03	36.19	190
g50b	51.85	-29.05	-21.88	36.38	217
g75b	46.92	-15.53	-32.37	35.92	244
b00r	37.91	1.15	-38.05	38.08	272
b25r	23.81	27.31	-46.96	54.33	300
b50r	29.52	62.07	-37.87	72.72	329
b75r	36.48	64.24	-3.31	64.33	357



Daten für jede Farbe:

lab^*tch^* und lab^*icu^*

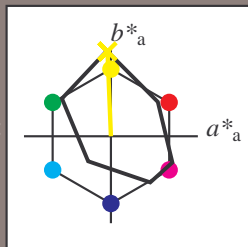
Elementar-Buntontext:

$u^* = j00g$

Kontrastreduzierungsfaktor:

$c_R = 0,9$

Dreiecks-Helligkeit t^*



FRS15_90aM; adaptierte CIELAB-Daten

	$L^*=L^*_a$	a^*_a	b^*_a	$C^*_{ab,a}$	$h^*_{ab,a}$
O _{Ma}	35.06	53.93	39.55	66.88	36
Y _{Ma}	83.77	-4.63	98.26	98.37	93
L _{Ma}	44.13	-56.32	43.36	71.09	142
C _{Ma}	52.66	-26.18	-28.74	38.89	228
V _{Ma}	14.15	45.22	-53.06	69.72	310
M _{Ma}	37.37	70.69	-30.1	76.83	337
N _{Ma}	15.0	0.0	0.0	0.0	0
W _{Ma}	90.0	0.0	0.0	0.0	0
R _{CIE}	39.92	58.74	27.99	65.07	25
J _{CIE}	81.26	-2.88	71.56	71.62	92
G _{CIE}	52.23	-42.41	13.6	44.55	162
B _{CIE}	30.57	1.41	-46.46	46.49	272

Daten für Maximalfarbe (Ma):

$LAB^*LAB^*_{Ma}$: 83 -3 98

$LAB^*LCH^*_{Ma}$: 83 98 92

$lab^*rgb^*_{Ma}$: 1.0 1.0 0.0

$lab^*olv^*_{Ma}$: 1.0 0.99 0.0

Dreiecks-Helligkeit t^*

%Umfang

$u^*_{rel} = 88$

%Regularität

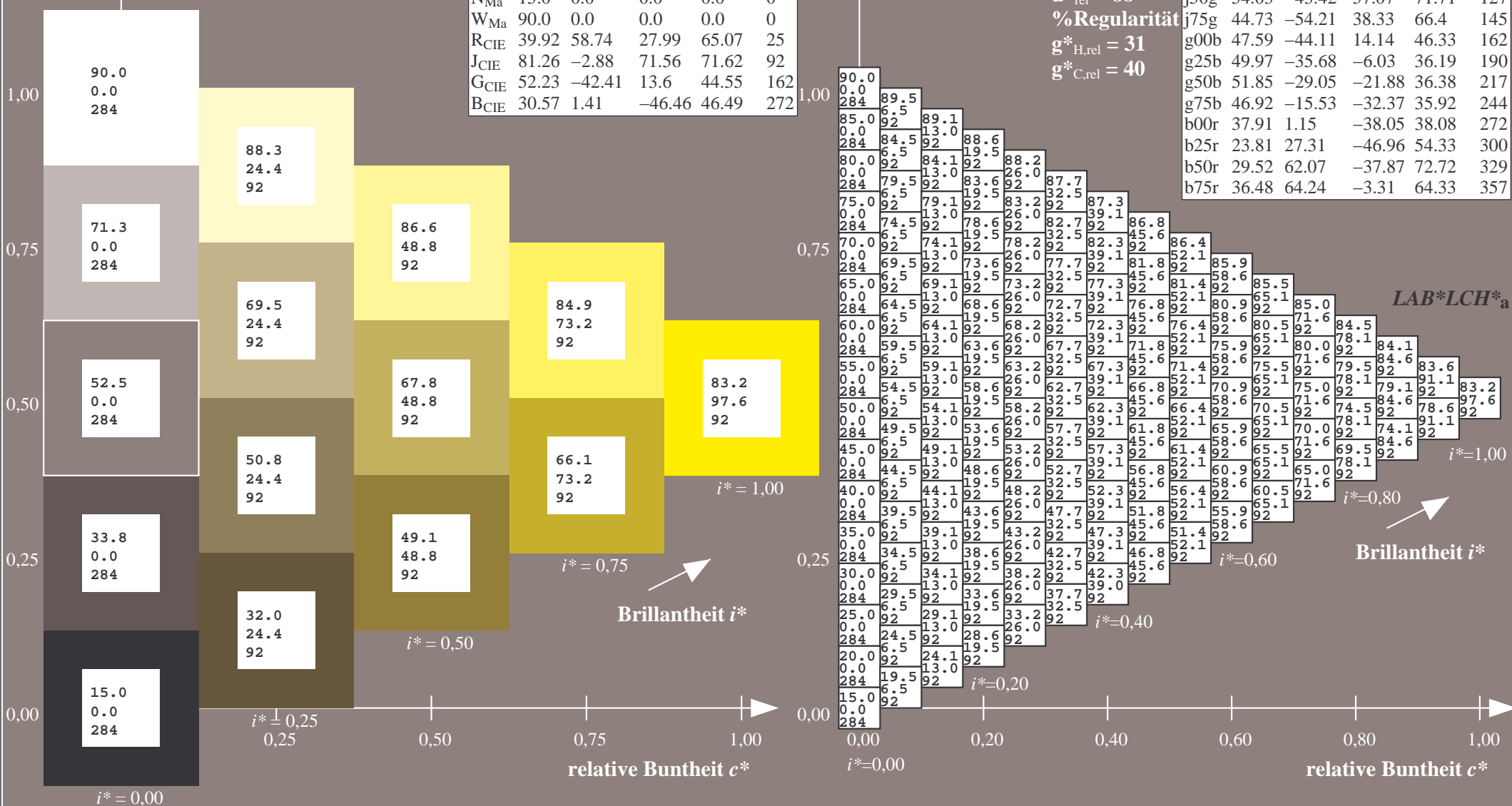
$g^*_{H,rel} = 31$

$g^*_{C,rel} = 40$

$LAB^*LCH^*_{a}$

FRS15_90aM; adaptierte CIELAB-Daten

	$L^*=L^*_a$	a^*_a	b^*_a	$C^*_{ab,a}$	$h^*_{ab,a}$
r00j	35.47	56.92	27.12	63.05	25
r25j	39.12	49.04	44.45	66.19	42
r50j	50.64	35.19	58.33	68.13	59
r75j	64.01	19.11	74.45	76.87	76
j00g	83.18	-3.93	97.56	97.64	92
j25g	66.73	-26.86	74.66	79.35	110
j50g	54.03	-43.42	57.07	71.71	127
j75g	44.73	-54.21	38.33	66.4	145
g00b	47.59	-44.11	14.14	46.33	162
g25b	49.97	-35.68	-6.03	36.19	190
g50b	51.85	-29.05	-21.88	36.38	217
g75b	46.92	-15.53	-32.37	35.92	244
b00r	37.91	1.15	-38.05	38.08	272
b25r	23.81	27.31	-46.96	54.33	300
b50r	29.52	62.07	-37.87	72.72	329
b75r	36.48	64.24	-3.31	64.33	357



Daten für jede Farbe:

lab^*tch^* und lab^*icu^*

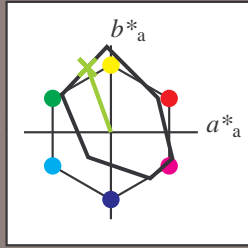
Elementar-Buntontext:

$u^* = j25g$

Kontrastreduzierungsfaktor:

$c_R = 0.9$

Dreiecks-Helligkeit t^*



FRS15_90aM; adaptierte CIELAB-Daten

	$L^*=L^*_a$	a^*_a	b^*_a	$C^*_{ab,a}$	$h^*_{ab,a}$
O _{Ma}	35.06	53.93	39.55	66.88	36
Y _{Ma}	83.77	-4.63	98.26	98.37	93
L _{Ma}	44.13	-56.32	43.36	71.09	142
C _{Ma}	52.66	-26.18	-28.74	38.89	228
V _{Ma}	14.15	45.22	-53.06	69.72	310
M _{Ma}	37.37	70.69	-30.1	76.83	337
N _{Ma}	15.0	0.0	0.0	0.0	0
W _{Ma}	90.0	0.0	0.0	0.0	0
R _{CIE}	39.92	58.74	27.99	65.07	25
J _{CIE}	81.26	-2.88	71.56	71.62	92
G _{CIE}	52.23	-42.41	13.6	44.55	162
B _{CIE}	30.57	1.41	-46.46	46.49	272

Daten für Maximalfarbe (Ma):

$LAB^*LAB^*_{Ma}$: 67 -26 75

$LAB^*LCH^*_{Ma}$: 67 79 110

$lab^*rgb^*_{Ma}$: 0.75 1.0 0.0

$lab^*olv^*_{Ma}$: 0.57 1.0 0.0

Dreiecks-Helligkeit t^*

%Umfang

$u^*_{rel} = 88$

%Regularität

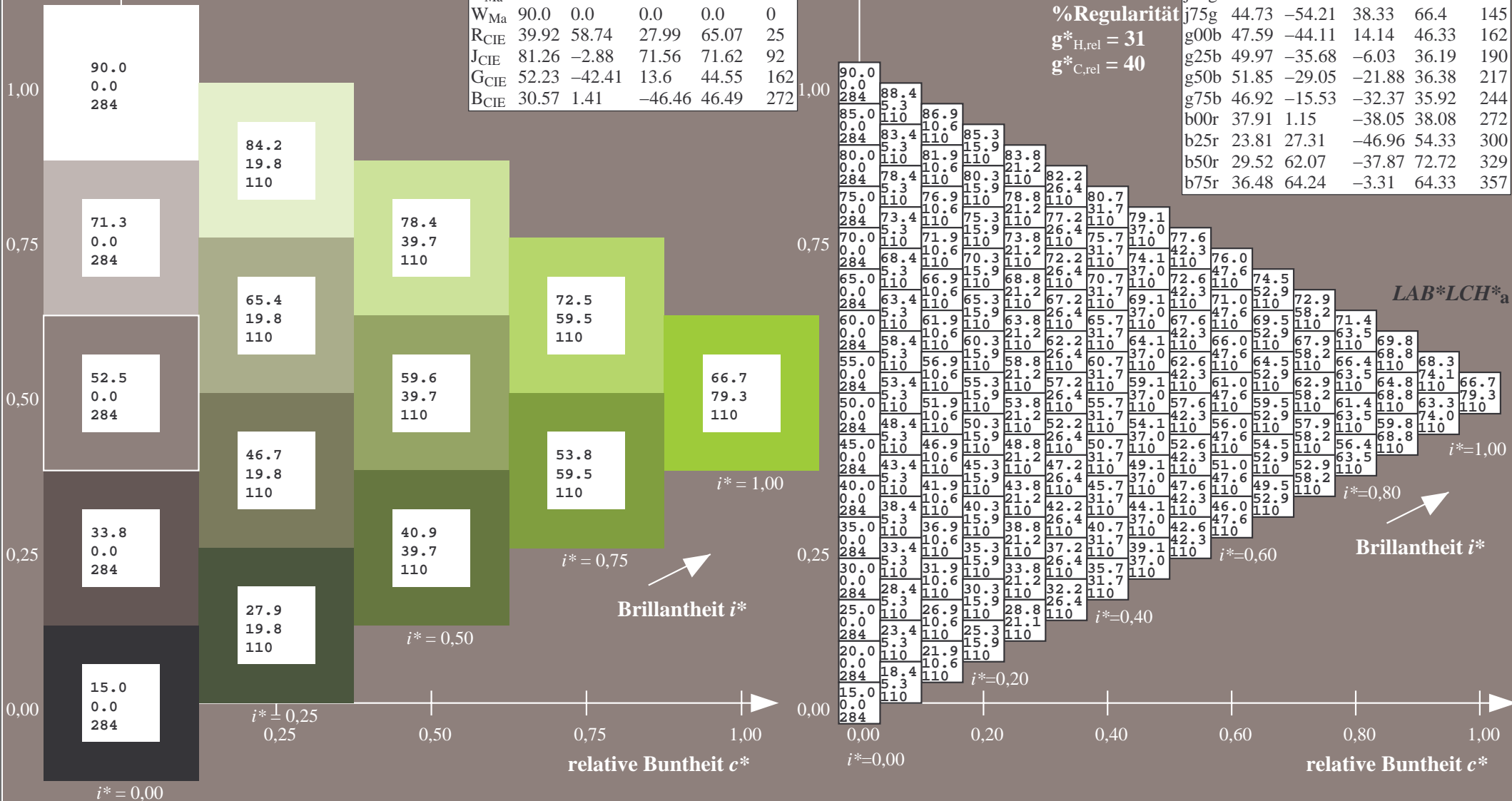
$g^*_{H,rel} = 31$

$g^*_{C,rel} = 40$

$LAB^*LCH^*_{a}$

FRS15_90aM; adaptierte CIELAB-Daten

	$L^*=L^*_a$	a^*_a	b^*_a	$C^*_{ab,a}$	$h^*_{ab,a}$
r00j	35.47	56.92	27.12	63.05	25
r25j	39.12	49.04	44.45	66.19	42
r50j	50.64	35.19	58.33	68.13	59
r75j	64.01	19.11	74.45	76.87	76
j00g	83.18	-3.93	97.56	97.64	92
j25g	66.73	-26.86	74.66	79.35	110
j50g	54.03	-43.42	57.07	71.71	127
j75g	44.73	-54.21	38.33	66.4	145
g00b	47.59	-44.11	14.14	46.33	162
g25b	49.97	-35.68	-6.03	36.19	190
g50b	51.85	-29.05	-21.88	36.38	217
g75b	46.92	-15.53	-32.37	35.92	244
b00r	37.91	1.15	-38.05	38.08	272
b25r	23.81	27.31	-46.96	54.33	300
b50r	29.52	62.07	-37.87	72.72	329
b75r	36.48	64.24	-3.31	64.33	357



Daten für jede Farbe:

lab^*ch^* und lab^*icu^*

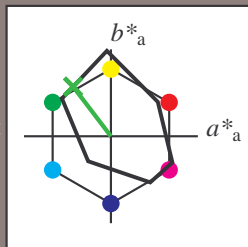
Elementar-Buntontext:

$u^* = j50g$

Kontrastreduzierungsfaktor:

$c_R = 0.9$

Dreiecks-Helligkeit t^*



FRS15_90aM; adaptierte CIELAB-Daten

	$L^*=L^*_a$	a^*_a	b^*_a	$C^*_{ab,a}$	$h^*_{ab,a}$
O _{Ma}	35.06	53.93	39.55	66.88	36
Y _{Ma}	83.77	-4.63	98.26	98.37	93
L _{Ma}	44.13	-56.32	43.36	71.09	142
C _{Ma}	52.66	-26.18	-28.74	38.89	228
V _{Ma}	14.15	45.22	-53.06	69.72	310
M _{Ma}	37.37	70.69	-30.1	76.83	337
N _{Ma}	15.0	0.0	0.0	0.0	0
W _{Ma}	90.0	0.0	0.0	0.0	0
R _{CIE}	39.92	58.74	27.99	65.07	25
J _{CIE}	81.26	-2.88	71.56	71.62	92
G _{CIE}	52.23	-42.41	13.6	44.55	162
B _{CIE}	30.57	1.41	-46.46	46.49	272

Daten für Maximalfarbe (Ma):

$LAB^*LAB^*_{Ma}: 54 -42 57$

$LAB^*LCH^*_{Ma}: 54 72 127$

$lab^*rgb^*_{Ma}: 0.5 1.0 0.0$

$lab^*olv^*_{Ma}: 0.25 1.0 0.0$

Dreiecks-Helligkeit t^*

%Umfang

$u^*_{rel} = 88$

%Regularität

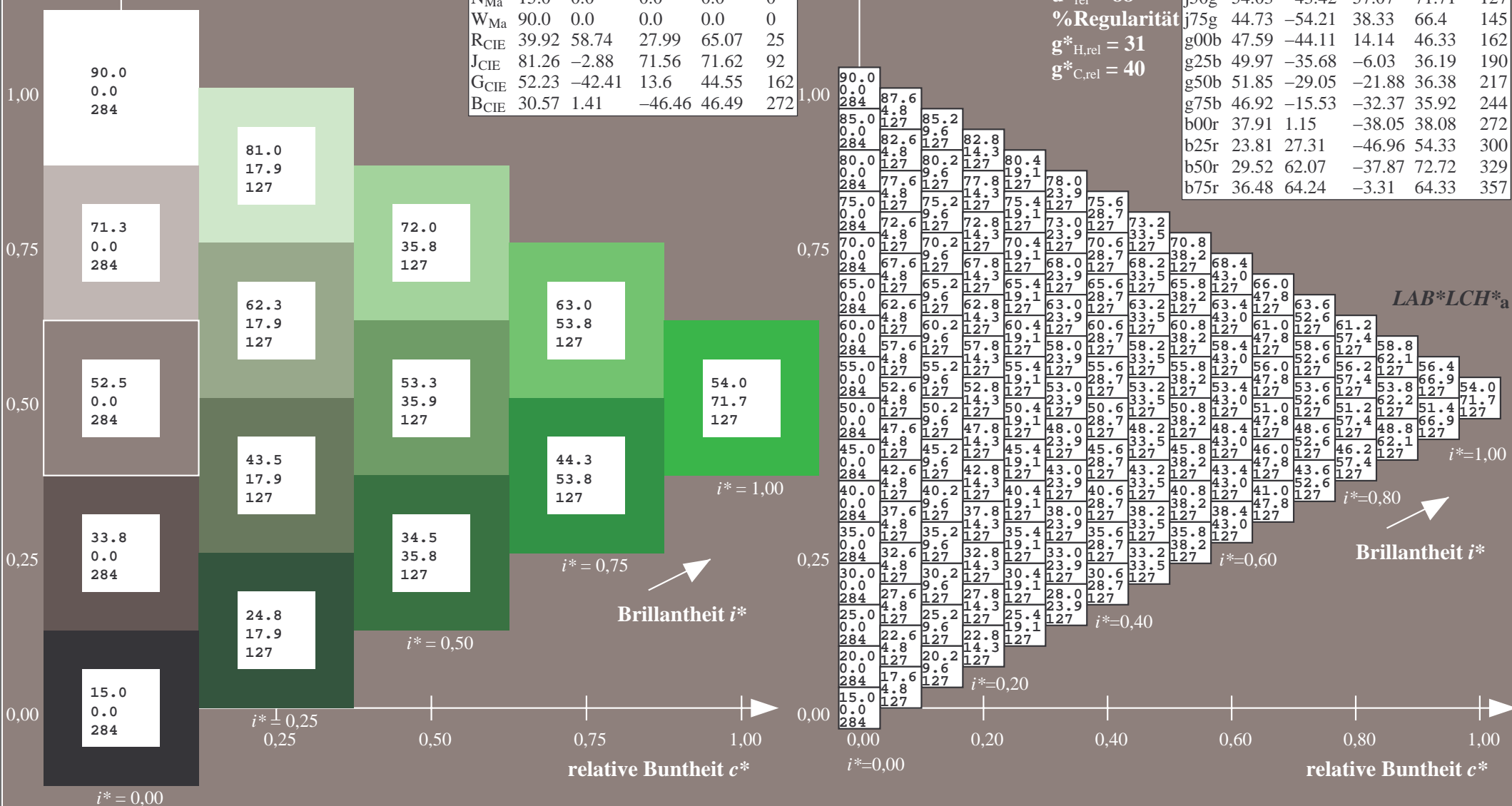
$g^*_{H,rel} = 31$

$g^*_{C,rel} = 40$

$LAB^*LCH^*_{a}$

FRS15_90aM; adaptierte CIELAB-Daten

	$L^*=L^*_a$	a^*_a	b^*_a	$C^*_{ab,a}$	$h^*_{ab,a}$
r00j	35.47	56.92	27.12	63.05	25
r25j	39.12	49.04	44.45	66.19	42
r50j	50.64	35.19	58.33	68.13	59
r75j	64.01	19.11	74.45	76.87	76
j00g	83.18	-3.93	97.56	97.64	92
j25g	66.73	-26.86	74.66	79.35	110
j50g	54.03	-43.42	57.07	71.71	127
j75g	44.73	-54.21	38.33	66.4	145
g00b	47.59	-44.11	14.14	46.33	162
g25b	49.97	-35.68	-6.03	36.19	190
g50b	51.85	-29.05	-21.88	36.38	217
g75b	46.92	-15.53	-32.37	35.92	244
b00r	37.91	1.15	-38.05	38.08	272
b25r	23.81	27.31	-46.96	54.33	300
b50r	29.52	62.07	-37.87	72.72	329
b75r	36.48	64.24	-3.31	64.33	357



Daten für jede Farbe:

lab^*ich^* und lab^*icu^*

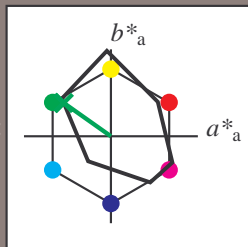
Elementar-Bunntext:

$u^* = j75g$

Kontrastreduzierungsfaktor:

$c_R = 0.9$

Dreiecks-Helligkeit t^*



FRS15_90aM; adaptierte CIELAB-Daten

	$L^*=L^*_a$	a^*_a	b^*_a	$C^*_{ab,a}$	$h^*_{ab,a}$
O _{Ma}	35.06	53.93	39.55	66.88	36
Y _{Ma}	83.77	-4.63	98.26	98.37	93
L _{Ma}	44.13	-56.32	43.36	71.09	142
C _{Ma}	52.66	-26.18	-28.74	38.89	228
V _{Ma}	14.15	45.22	-53.06	69.72	310
M _{Ma}	37.37	70.69	-30.1	76.83	337
N _{Ma}	15.0	0.0	0.0	0.0	0
W _{Ma}	90.0	0.0	0.0	0.0	0
R _{CIE}	39.92	58.74	27.99	65.07	25
J _{CIE}	81.26	-2.88	71.56	71.62	92
G _{CIE}	52.23	-42.41	13.6	44.55	162
B _{CIE}	30.57	1.41	-46.46	46.49	272

Daten für Maximalfarbe (Ma):

$LAB^*LAB^*_{Ma}$: 45 -53 38

$LAB^*LCH^*_{Ma}$: 45 66 145

$lab^*rgb^*_{Ma}$: 0.25 1.0 0.0

$lab^*olv^*_{Ma}$: 0.0 1.0 0.07

Dreiecks-Helligkeit t^*

%Umfang

$u^*_{rel} = 88$

%Regularität

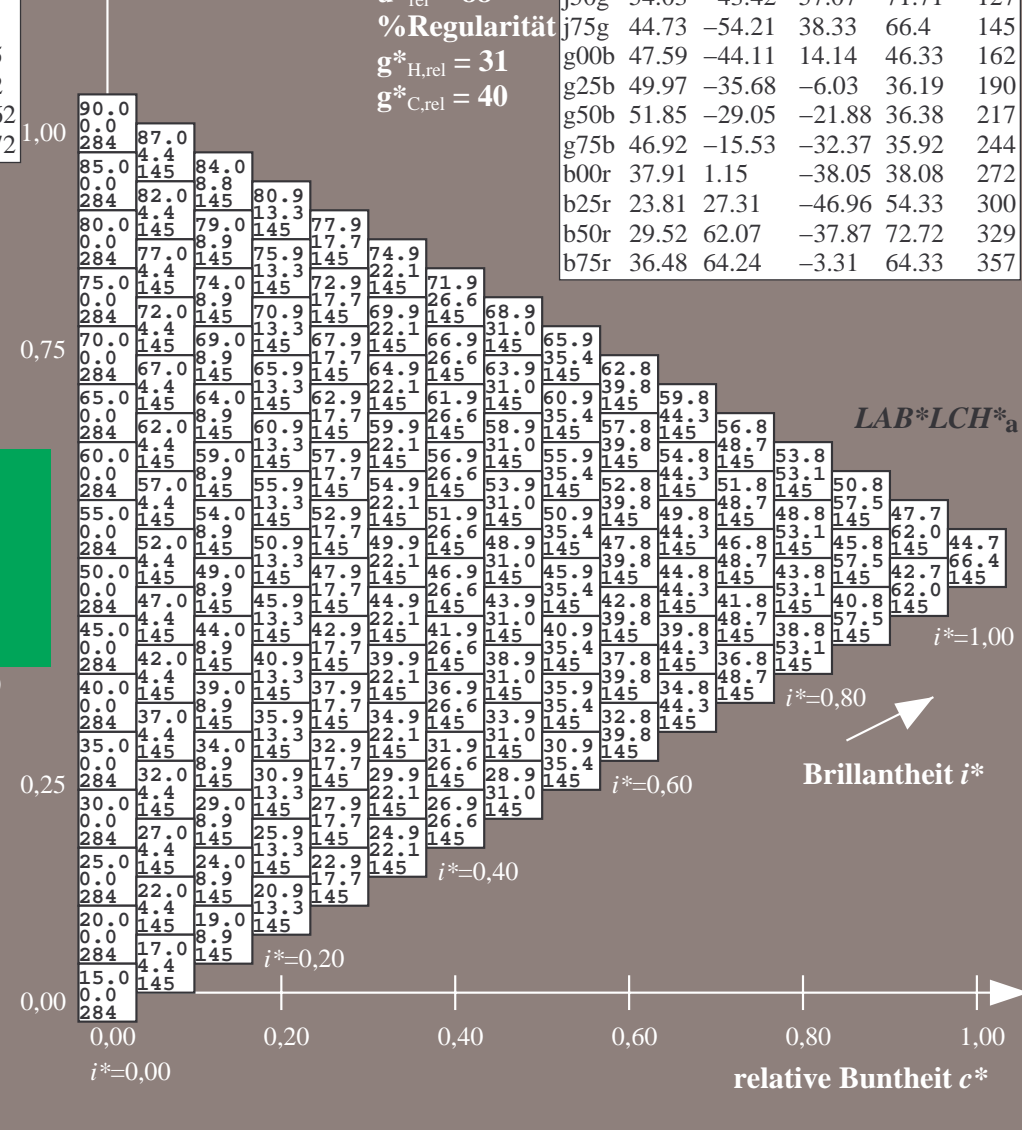
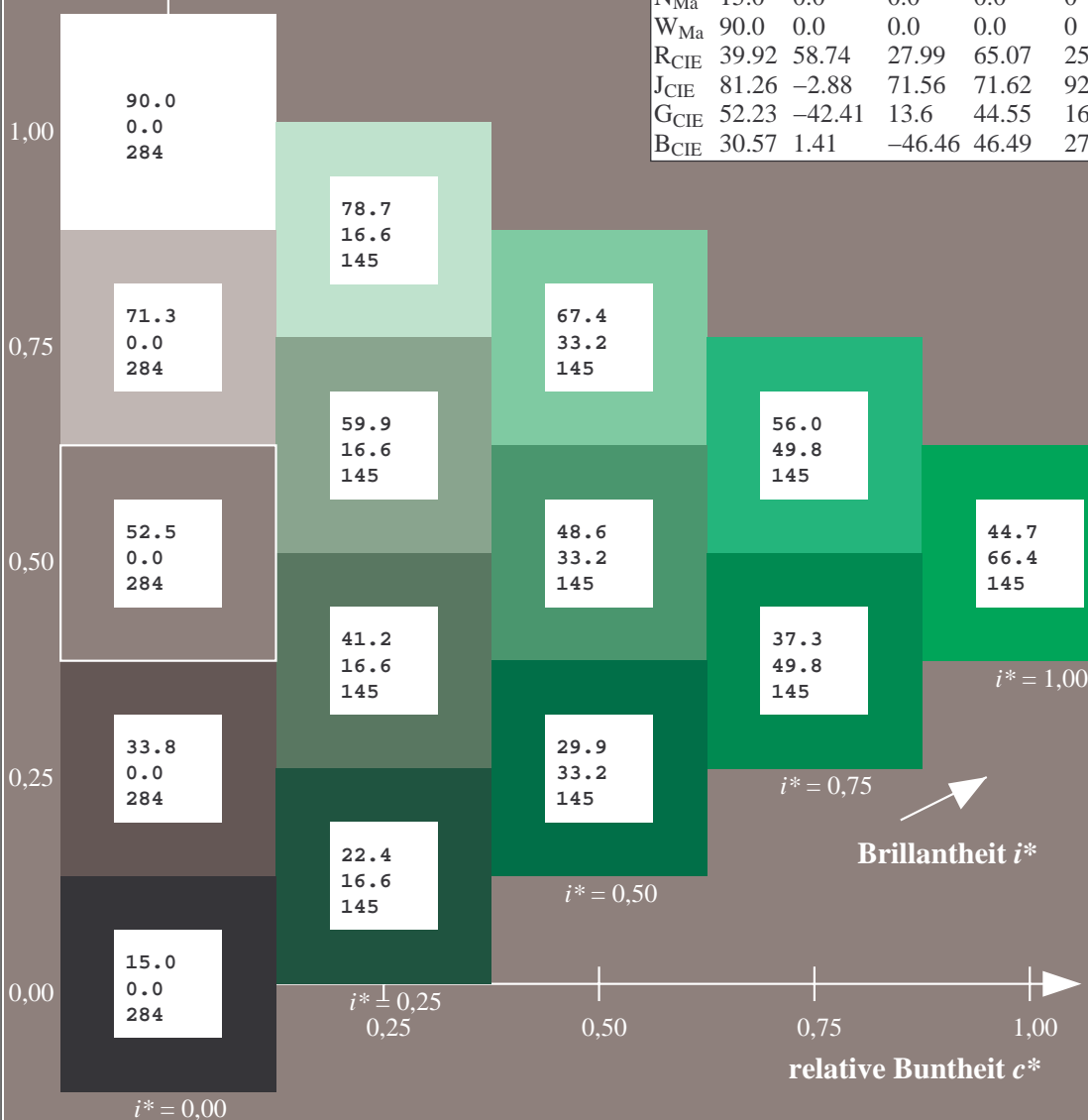
$g^*_{H,rel} = 31$

$g^*_{C,rel} = 40$

$LAB^*LCH^*_{a}$

FRS15_90aM; adaptierte CIELAB-Daten

	$L^*=L^*_a$	a^*_a	b^*_a	$C^*_{ab,a}$	$h^*_{ab,a}$
r00j	35.47	56.92	27.12	63.05	25
r25j	39.12	49.04	44.45	66.19	42
r50j	50.64	35.19	58.33	68.13	59
r75j	64.01	19.11	74.45	76.87	76
j00g	83.18	-3.93	97.56	97.64	92
j25g	66.73	-26.86	74.66	79.35	110
j50g	54.03	-43.42	57.07	71.71	127
j75g	44.73	-54.21	38.33	66.4	145
g00b	47.59	-44.11	14.14	46.33	162
g25b	49.97	-35.68	-6.03	36.19	190
g50b	51.85	-29.05	-21.88	36.38	217
g75b	46.92	-15.53	-32.37	35.92	244
b00r	37.91	1.15	-38.05	38.08	272
b25r	23.81	27.31	-46.96	54.33	300
b50r	29.52	62.07	-37.87	72.72	329
b75r	36.48	64.24	-3.31	64.33	357



Daten für jede Farbe:

lab^*tch^* und lab^*icu^*

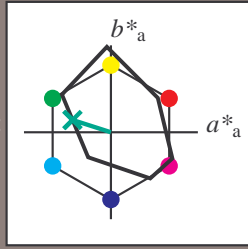
Elementar-Buntontext:

$u^* = g00b$

Kontrastreduzierungsfaktor:

$c_R = 0.9$

Dreiecks-Helligkeit t^*



FRS15_90aM; adaptierte CIELAB-Daten

	$L^*=L^*_a$	a^*_a	b^*_a	$C^*_{ab,a}$	$h^*_{ab,a}$
O _{Ma}	35.06	53.93	39.55	66.88	36
Y _{Ma}	83.77	-4.63	98.26	98.37	93
L _{Ma}	44.13	-56.32	43.36	71.09	142
C _{Ma}	52.66	-26.18	-28.74	38.89	228
V _{Ma}	14.15	45.22	-53.06	69.72	310
M _{Ma}	37.37	70.69	-30.1	76.83	337
N _{Ma}	15.0	0.0	0.0	0.0	0
W _{Ma}	90.0	0.0	0.0	0.0	0
R _{CIE}	39.92	58.74	27.99	65.07	25
J _{CIE}	81.26	-2.88	71.56	71.62	92
G _{CIE}	52.23	-42.41	13.6	44.55	162
B _{CIE}	30.57	1.41	-46.46	46.49	272

Daten für Maximalfarbe (Ma):

$LAB^*LAB^*_{Ma}$: 48 -43 14

$LAB^*LCH^*_{Ma}$: 48 46 162

$lab^*rgb^*_{Ma}$: 0.0 1.0 0.0

$lab^*olv^*_{Ma}$: 0.0 1.0 0.41

Dreiecks-Helligkeit t^*

%Umfang

$u^*_{rel} = 88$

%Regularität

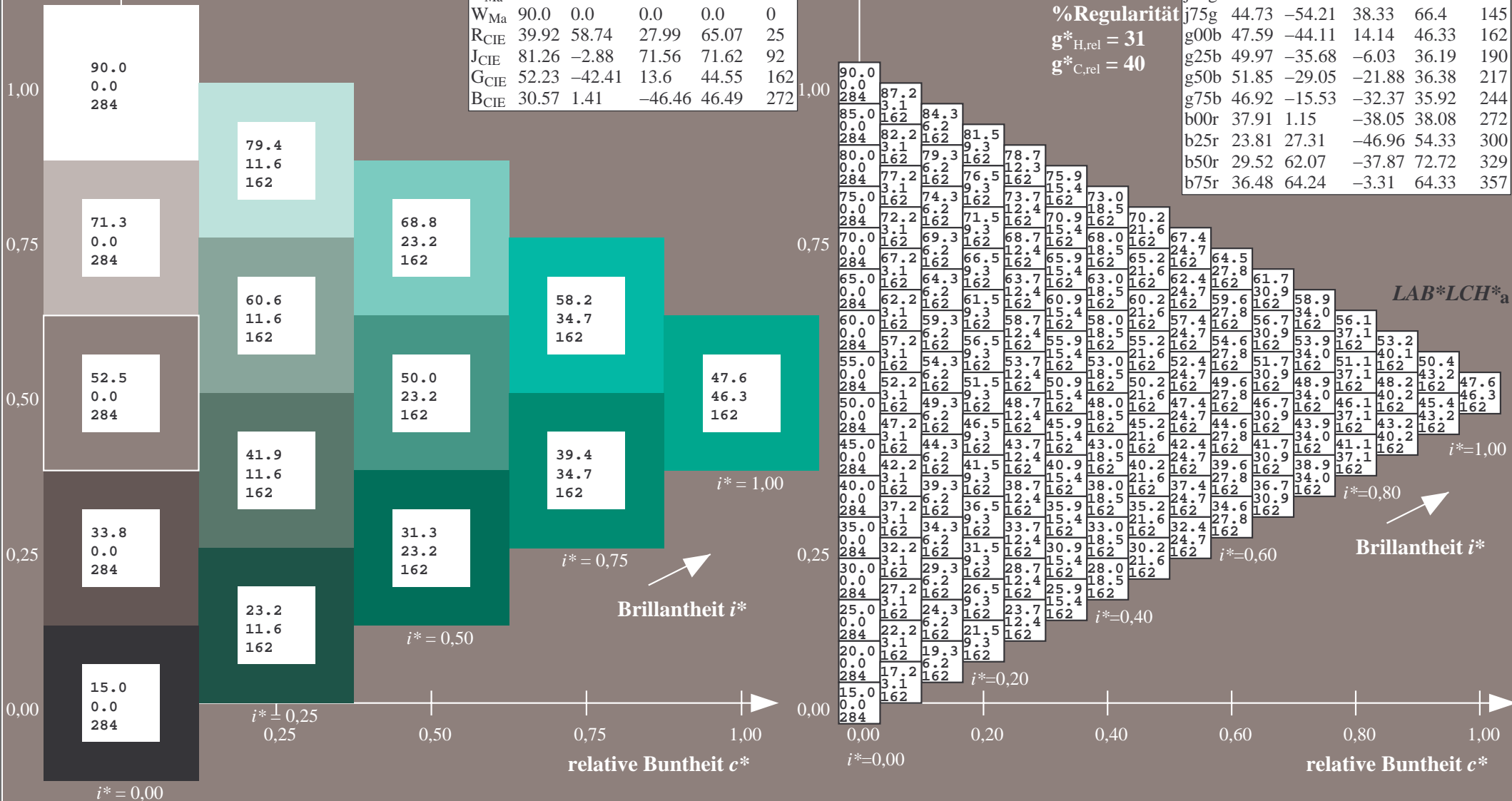
$g^*_{H,rel} = 31$

$g^*_{C,rel} = 40$

$LAB^*LCH^*_{a}$

FRS15_90aM; adaptierte CIELAB-Daten

	$L^*=L^*_a$	a^*_a	b^*_a	$C^*_{ab,a}$	$h^*_{ab,a}$
r00j	35.47	56.92	27.12	63.05	25
r25j	39.12	49.04	44.45	66.19	42
r50j	50.64	35.19	58.33	68.13	59
r75j	64.01	19.11	74.45	76.87	76
j00g	83.18	-3.93	97.56	97.64	92
j25g	66.73	-26.86	74.66	79.35	110
j50g	54.03	-43.42	57.07	71.71	127
j75g	44.73	-54.21	38.33	66.4	145
g00b	47.59	-44.11	14.14	46.33	162
g25b	49.97	-35.68	-6.03	36.19	190
g50b	51.85	-29.05	-21.88	36.38	217
g75b	46.92	-15.53	-32.37	35.92	244
b00r	37.91	1.15	-38.05	38.08	272
b25r	23.81	27.31	-46.96	54.33	300
b50r	29.52	62.07	-37.87	72.72	329
b75r	36.48	64.24	-3.31	64.33	357



Daten für jede Farbe:

$lab \cdot tch^*$ und $lab \cdot icu^*$

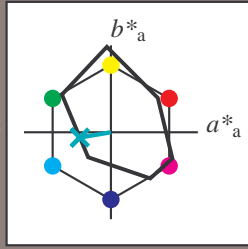
Elementar-Buntontext:

$u^* = g25b$

Kontrastreduzierungsfaktor:

$c_R = 0.9$

Dreiecks-Helligkeit t^*



FRS15_90aM; adaptierte CIELAB-Daten

	$L^*=L^*_a$	a^*_a	b^*_a	$C^*_{ab,a}$	$h^*_{ab,a}$
O _{Ma}	35.06	53.93	39.55	66.88	36
Y _{Ma}	83.77	-4.63	98.26	98.37	93
L _{Ma}	44.13	-56.32	43.36	71.09	142
C _{Ma}	52.66	-26.18	-28.74	38.89	228
V _{Ma}	14.15	45.22	-53.06	69.72	310
M _{Ma}	37.37	70.69	-30.1	76.83	337
N _{Ma}	15.0	0.0	0.0	0.0	0
W _{Ma}	90.0	0.0	0.0	0.0	0
R _{CIE}	39.92	58.74	27.99	65.07	25
J _{CIE}	81.26	-2.88	71.56	71.62	92
G _{CIE}	52.23	-42.41	13.6	44.55	162
B _{CIE}	30.57	1.41	-46.46	46.49	272

Daten für Maximalfarbe (Ma):

$LAB \cdot LAB^*_{Ma}$: 50 -35 -5

$LAB \cdot LCH^*_{Ma}$: 50 36 190

$lab \cdot rgb^*_{Ma}$: 0.0 1.0 0.5

$lab \cdot olv^*_{Ma}$: 0.0 1.0 0.69

Dreiecks-Helligkeit t^*

%Umfang

$u^*_{rel} = 88$

%Regularität

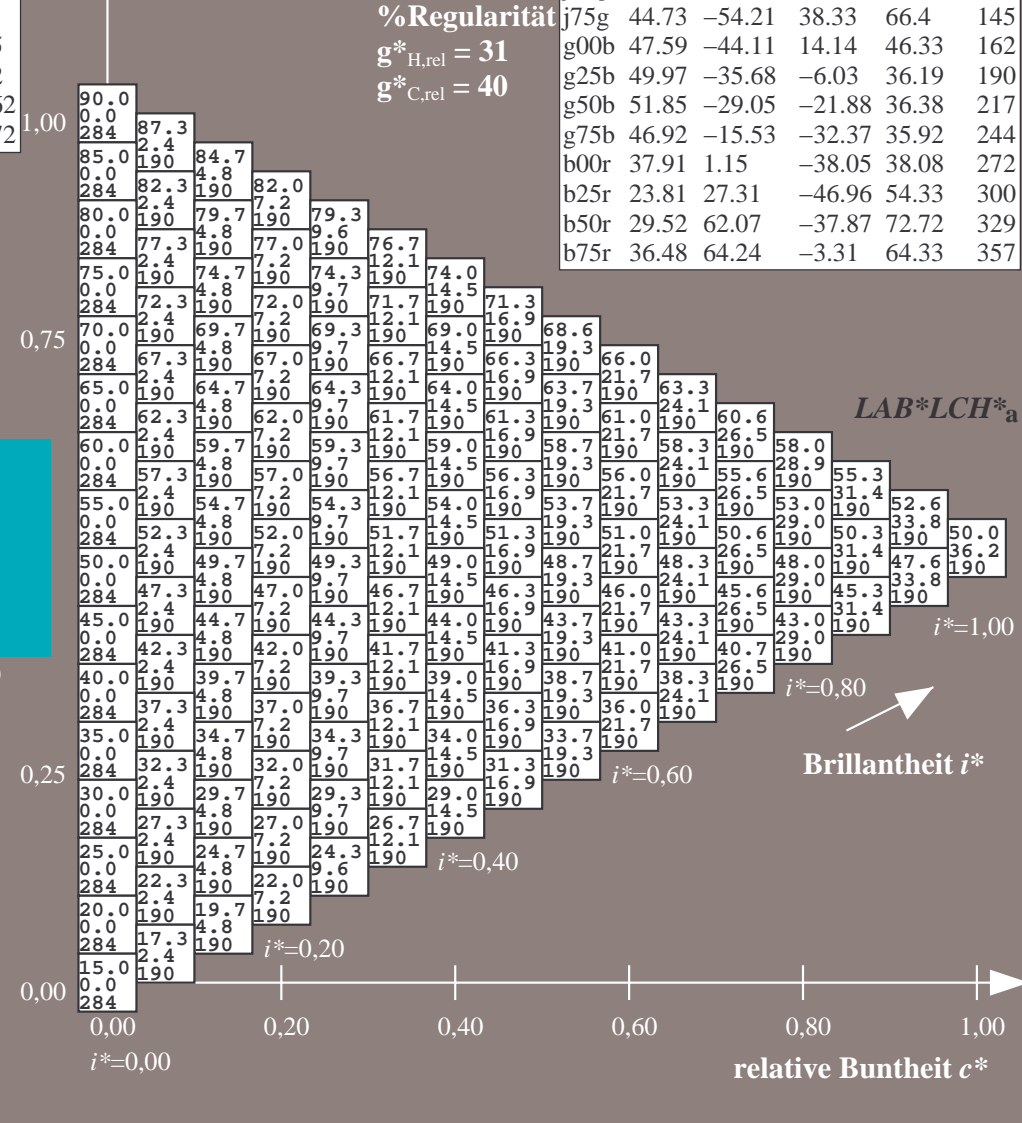
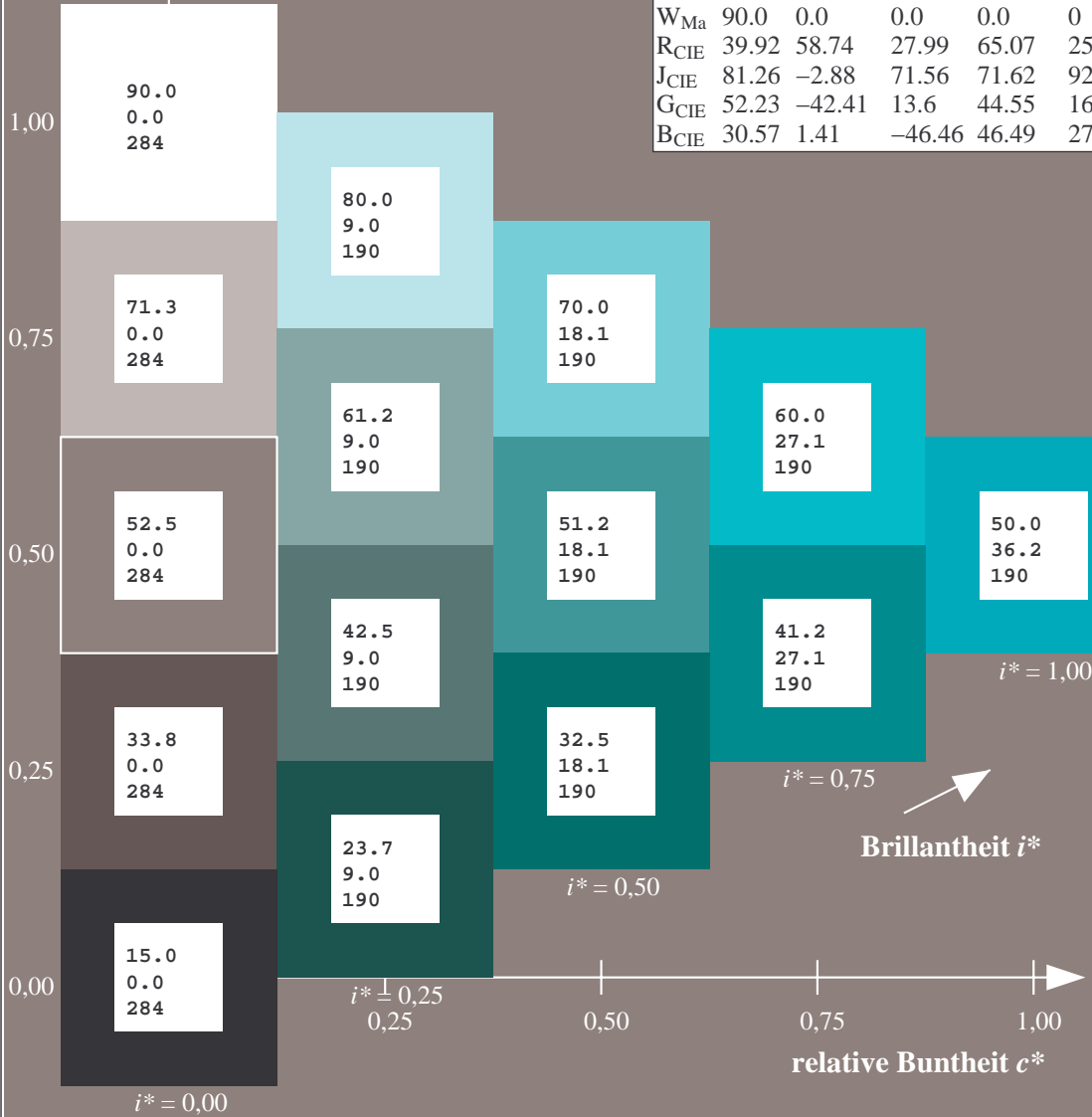
$g^*_{H,rel} = 31$

$g^*_{C,rel} = 40$

$LAB \cdot LCH^*_{a}$

FRS15_90aM; adaptierte CIELAB-Daten

	$L^*=L^*_a$	a^*_a	b^*_a	$C^*_{ab,a}$	$h^*_{ab,a}$
r00j	35.47	56.92	27.12	63.05	25
r25j	39.12	49.04	44.45	66.19	42
r50j	50.64	35.19	58.33	68.13	59
r75j	64.01	19.11	74.45	76.87	76
j00g	83.18	-3.93	97.56	97.64	92
j25g	66.73	-26.86	74.66	79.35	110
j50g	54.03	-43.42	57.07	71.71	127
j75g	44.73	-54.21	38.33	66.4	145
g00b	47.59	-44.11	14.14	46.33	162
g25b	49.97	-35.68	-6.03	36.19	190
g50b	51.85	-29.05	-21.88	36.38	217
g75b	46.92	-15.53	-32.37	35.92	244
b00r	37.91	1.15	-38.05	38.08	272
b25r	23.81	27.31	-46.96	54.33	300
b50r	29.52	62.07	-37.87	72.72	329
b75r	36.48	64.24	-3.31	64.33	357



Daten für jede Farbe:

lab^*ch^* und lab^*icu^*

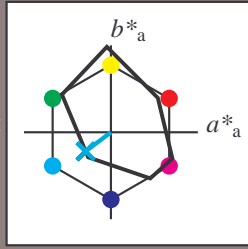
Elementar-Buntontext:

$u^* = g50b$

Kontrastreduzierungsfaktor:

$c_R = 0.9$

Dreiecks-Helligkeit t^*



FRS15_90aM; adaptierte CIELAB-Daten

	$L^*=L^*_a$	a^*_a	b^*_a	$C^*_{ab,a}$	$h^*_{ab,a}$
O _{Ma}	35.06	53.93	39.55	66.88	36
Y _{Ma}	83.77	-4.63	98.26	98.37	93
L _{Ma}	44.13	-56.32	43.36	71.09	142
C _{Ma}	52.66	-26.18	-28.74	38.89	228
V _{Ma}	14.15	45.22	-53.06	69.72	310
M _{Ma}	37.37	70.69	-30.1	76.83	337
N _{Ma}	15.0	0.0	0.0	0.0	0
W _{Ma}	90.0	0.0	0.0	0.0	0
R _{CIE}	39.92	58.74	27.99	65.07	25
J _{CIE}	81.26	-2.88	71.56	71.62	92
G _{CIE}	52.23	-42.41	13.6	44.55	162
B _{CIE}	30.57	1.41	-46.46	46.49	272

Daten für Maximalfarbe (Ma):

$LAB^*LAB^*_{Ma}$: 52 -28 -21

$LAB^*LCH^*_{Ma}$: 52 36 217

$lab^*rgb^*_{Ma}$: 0.0 1.0 1.0

$lab^*olv^*_{Ma}$: 0.0 1.0 0.9

Dreiecks-Helligkeit t^*

%Umfang

$u^*_{rel} = 88$

%Regularität

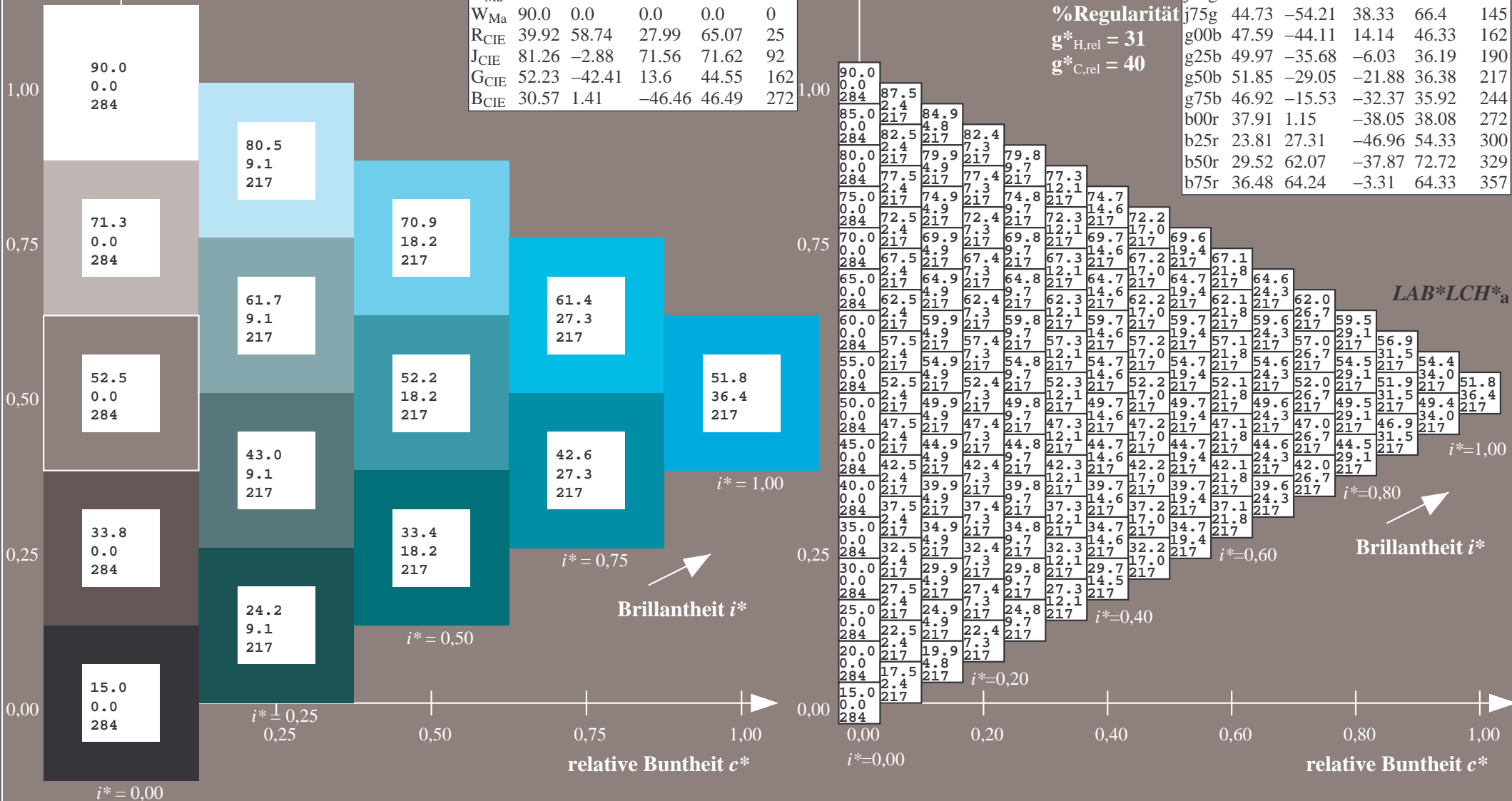
$g^*_{H,rel} = 31$

$g^*_{C,rel} = 40$

$LAB^*LCH^*_{a}$

FRS15_90aM; adaptierte CIELAB-Daten

	$L^*=L^*_a$	a^*_a	b^*_a	$C^*_{ab,a}$	$h^*_{ab,a}$
r00j	35.47	56.92	27.12	63.05	25
r25j	39.12	49.04	44.45	66.19	42
r50j	50.64	35.19	58.33	68.13	59
r75j	64.01	19.11	74.45	76.87	76
j00g	83.18	-3.93	97.56	97.64	92
j25g	66.73	-26.86	74.66	79.35	110
j50g	54.03	-43.42	57.07	71.71	127
j75g	44.73	-54.21	38.33	66.4	145
g00b	47.59	-44.11	14.14	46.33	162
g25b	49.97	-35.68	-6.03	36.19	190
g50b	51.85	-29.05	-21.88	36.38	217
g75b	46.92	-15.53	-32.37	35.92	244
b00r	37.91	1.15	-38.05	38.08	272
b25r	23.81	27.31	-46.96	54.33	300
b50r	29.52	62.07	-37.87	72.72	329
b75r	36.48	64.24	-3.31	64.33	357



Daten für jede Farbe:

lab^*ch^* und lab^*icu^*

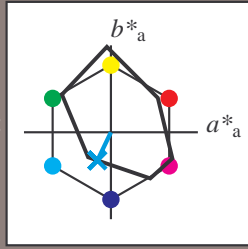
Elementar-Buntoncontext:

$u^* = g75b$

Kontrastreduzierungsfaktor:

$c_R = 0.9$

Dreiecks-Helligkeit t^*



FRS15_90aM; adaptierte CIELAB-Daten

	$L^*=L^*_a$	a^*_a	b^*_a	$C^*_{ab,a}$	$h^*_{ab,a}$
O _{Ma}	35.06	53.93	39.55	66.88	36
Y _{Ma}	83.77	-4.63	98.26	98.37	93
L _{Ma}	44.13	-56.32	43.36	71.09	142
C _{Ma}	52.66	-26.18	-28.74	38.89	228
V _{Ma}	14.15	45.22	-53.06	69.72	310
M _{Ma}	37.37	70.69	-30.1	76.83	337
N _{Ma}	15.0	0.0	0.0	0.0	0
W _{Ma}	90.0	0.0	0.0	0.0	0
R _{CIE}	39.92	58.74	27.99	65.07	25
J _{CIE}	81.26	-2.88	71.56	71.62	92
G _{CIE}	52.23	-42.41	13.6	44.55	162
B _{CIE}	30.57	1.41	-46.46	46.49	272

Daten für Maximalfarbe (Ma):

$LAB^*LAB^*_{Ma}$: 47 -15 -31

$LAB^*LCH^*_{Ma}$: 47 36 244

$lab^*rgb^*_{Ma}$: 0.0 0.5 1.0

$lab^*olv^*_{Ma}$: 0.0 0.85 1.0

Dreiecks-Helligkeit t^*

%Umfang

$u^*_{rel} = 88$

%Regularität

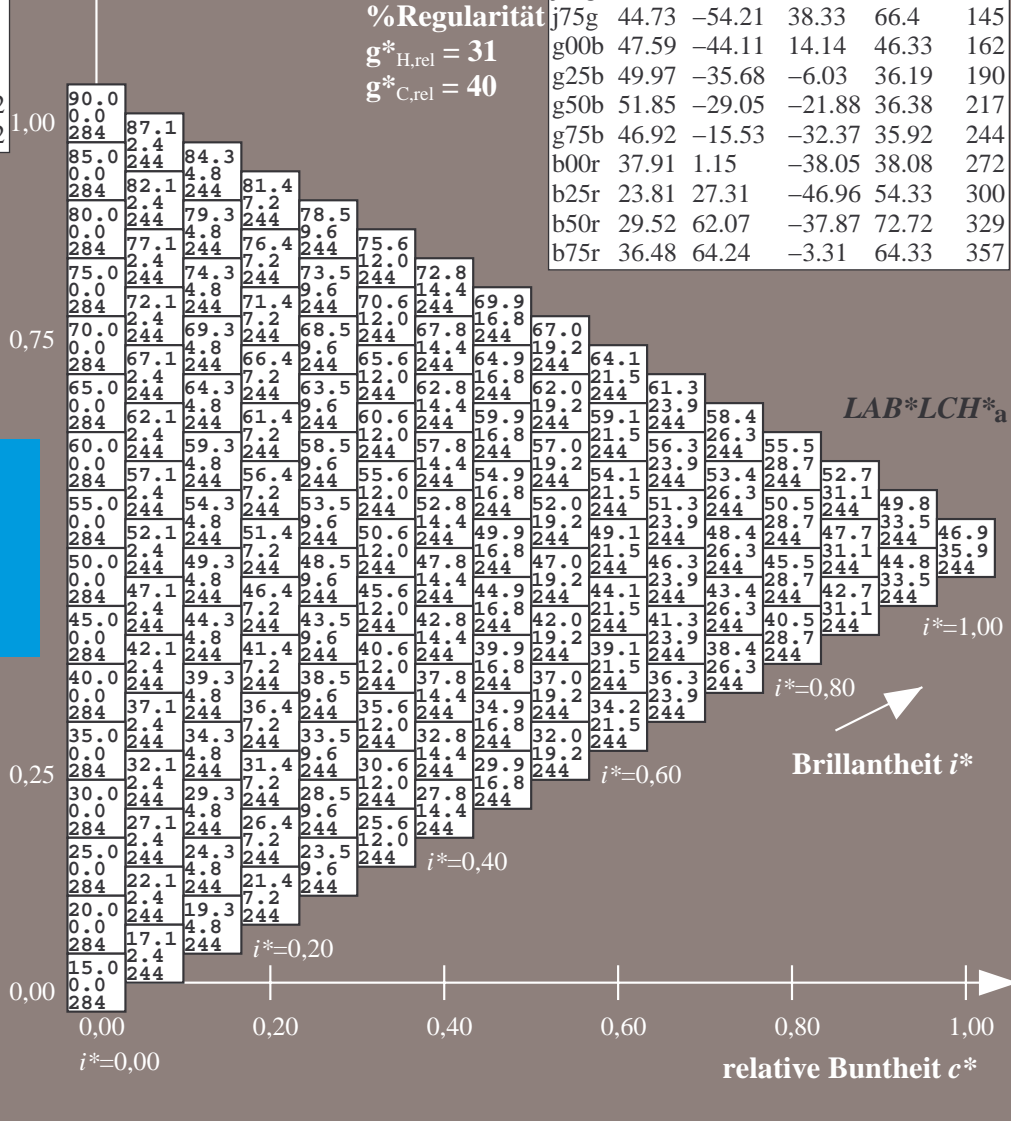
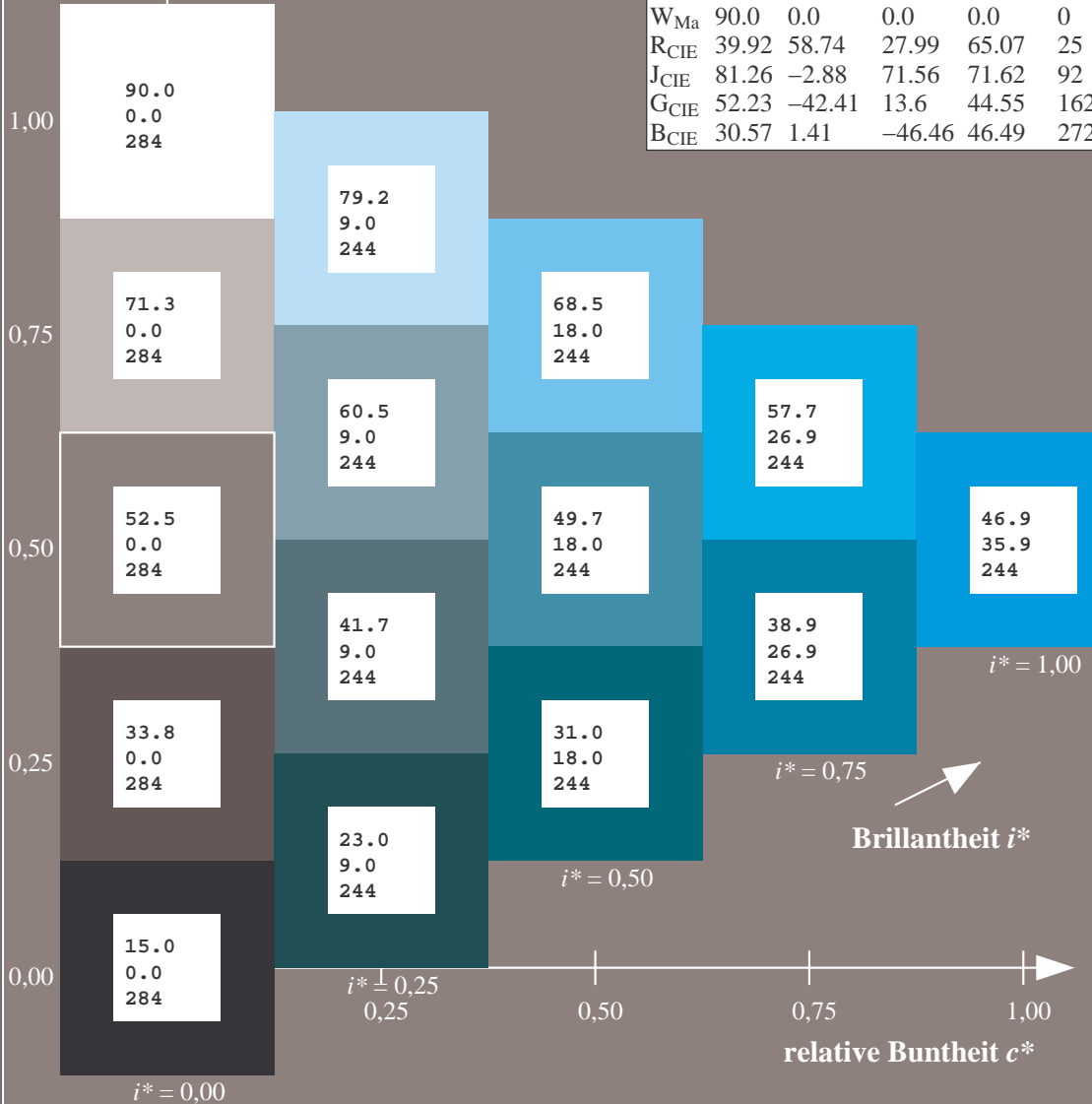
$g^*_{H,rel} = 31$

$g^*_{C,rel} = 40$

$LAB^*LCH^*_{a}$

FRS15_90aM; adaptierte CIELAB-Daten

	$L^*=L^*_a$	a^*_a	b^*_a	$C^*_{ab,a}$	$h^*_{ab,a}$
r00j	35.47	56.92	27.12	63.05	25
r25j	39.12	49.04	44.45	66.19	42
r50j	50.64	35.19	58.33	68.13	59
r75j	64.01	19.11	74.45	76.87	76
j00g	83.18	-3.93	97.56	97.64	92
j25g	66.73	-26.86	74.66	79.35	110
j50g	54.03	-43.42	57.07	71.71	127
j75g	44.73	-54.21	38.33	66.4	145
g00b	47.59	-44.11	14.14	46.33	162
g25b	49.97	-35.68	-6.03	36.19	190
g50b	51.85	-29.05	-21.88	36.38	217
g75b	46.92	-15.53	-32.37	35.92	244
b00r	37.91	1.15	-38.05	38.08	272
b25r	23.81	27.31	-46.96	54.33	300
b50r	29.52	62.07	-37.87	72.72	329
b75r	36.48	64.24	-3.31	64.33	357



Daten für jede Farbe:

lab^*ch^* und lab^*icu^*

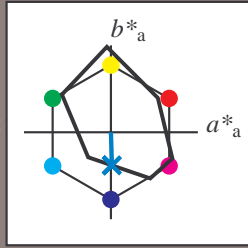
Elementar-Buntontext:

$u^* = b00r$

Kontrastreduzierungsfaktor:

$c_R = 0.9$

Dreiecks-Helligkeit t^*



FRS15_90aM; adaptierte CIELAB-Daten

	$L^*=L^*_a$	a^*_a	b^*_a	$C^*_{ab,a}$	$h^*_{ab,a}$
O _{Ma}	35.06	53.93	39.55	66.88	36
Y _{Ma}	83.77	-4.63	98.26	98.37	93
L _{Ma}	44.13	-56.32	43.36	71.09	142
C _{Ma}	52.66	-26.18	-28.74	38.89	228
V _{Ma}	14.15	45.22	-53.06	69.72	310
M _{Ma}	37.37	70.69	-30.1	76.83	337
N _{Ma}	15.0	0.0	0.0	0.0	0
W _{Ma}	90.0	0.0	0.0	0.0	0
R _{CIE}	39.92	58.74	27.99	65.07	25
J _{CIE}	81.26	-2.88	71.56	71.62	92
G _{CIE}	52.23	-42.41	13.6	44.55	162
B _{CIE}	30.57	1.41	-46.46	46.49	272

Daten für Maximalfarbe (Ma):

$LAB^*LAB^*_Ma$: 38 1 -37

$LAB^*LCH^*_Ma$: 38 38 272

$lab^*rgb^*_Ma$: 0.0 0.0 1.0

$lab^*olv^*_Ma$: 0.0 0.62 1.0

Dreiecks-Helligkeit t^*

%Umfang

$u^*_{rel} = 88$

%Regularität

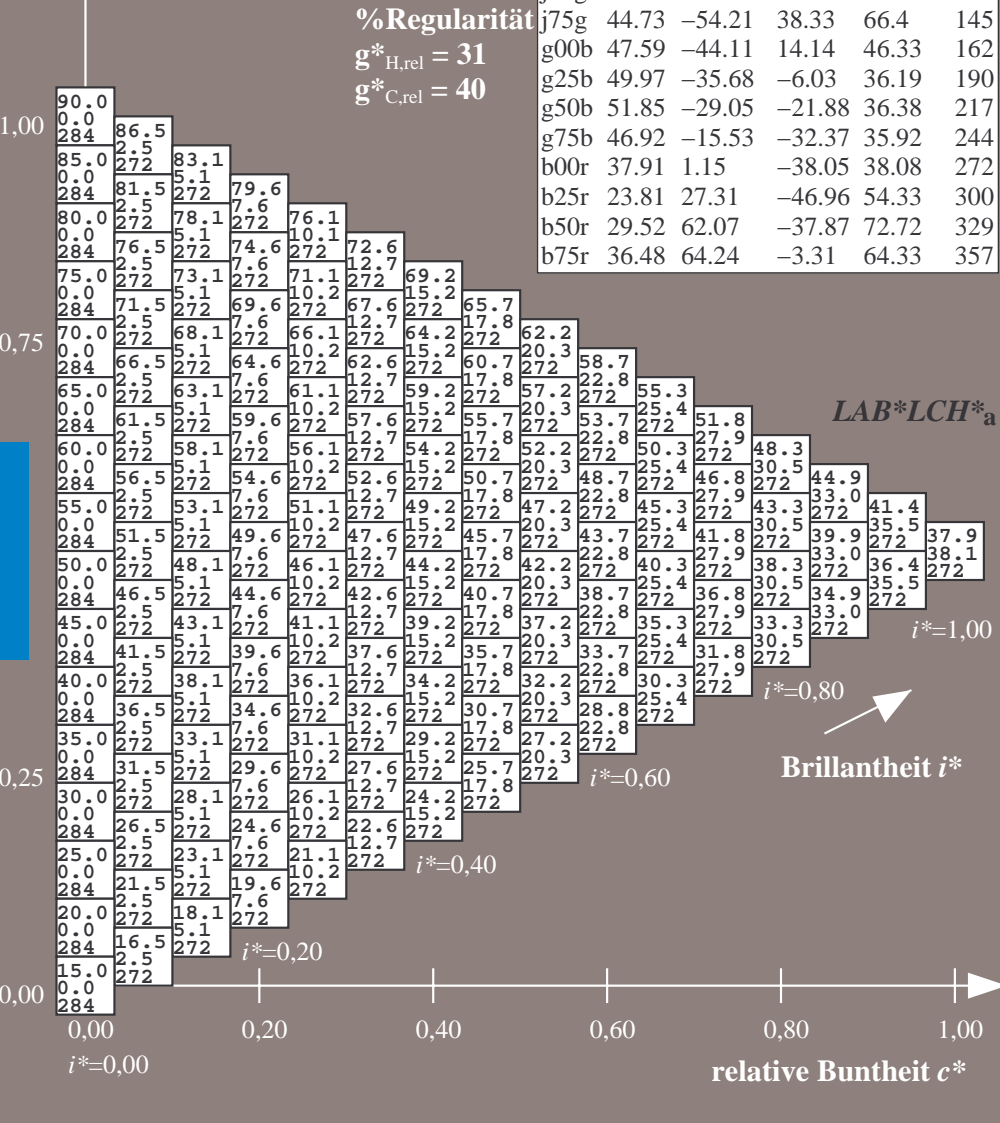
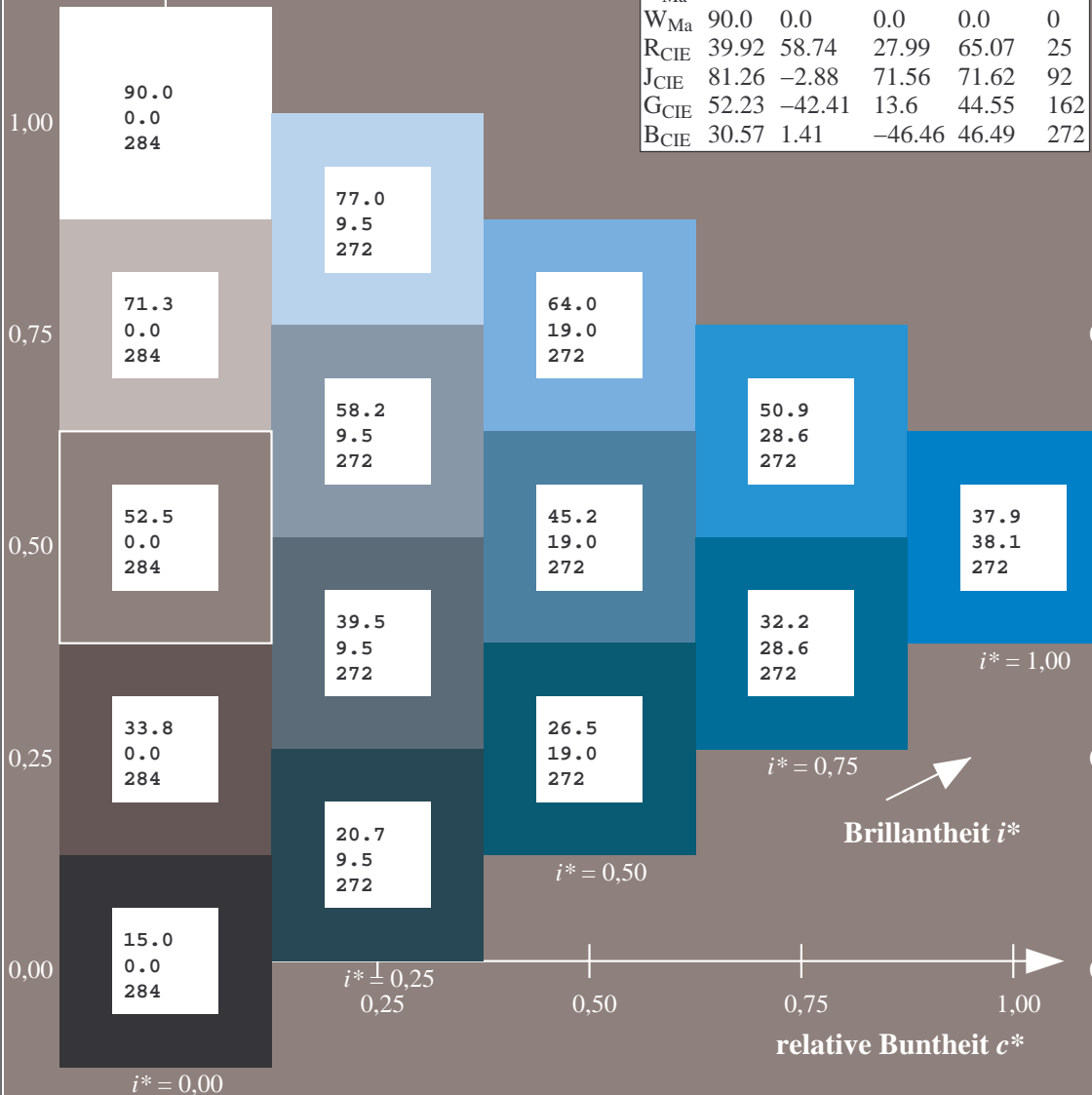
$g^*_{H,rel} = 31$

$g^*_{C,rel} = 40$

$LAB^*LCH^*_a$

FRS15_90aM; adaptierte CIELAB-Daten

	$L^*=L^*_a$	a^*_a	b^*_a	$C^*_{ab,a}$	$h^*_{ab,a}$
r00j	35.47	56.92	27.12	63.05	25
r25j	39.12	49.04	44.45	66.19	42
r50j	50.64	35.19	58.33	68.13	59
r75j	64.01	19.11	74.45	76.87	76
j00g	83.18	-3.93	97.56	97.64	92
j25g	66.73	-26.86	74.66	79.35	110
j50g	54.03	-43.42	57.07	71.71	127
j75g	44.73	-54.21	38.33	66.4	145
g00b	47.59	-44.11	14.14	46.33	162
g25b	49.97	-35.68	-6.03	36.19	190
g50b	51.85	-29.05	-21.88	36.38	217
g75b	46.92	-15.53	-32.37	35.92	244
b00r	37.91	1.15	-38.05	38.08	272
b25r	23.81	27.31	-46.96	54.33	300
b50r	29.52	62.07	-37.87	72.72	329
b75r	36.48	64.24	-3.31	64.33	357



Daten für jede Farbe:

$lab \cdot tch^*$ und $lab \cdot icu^*$

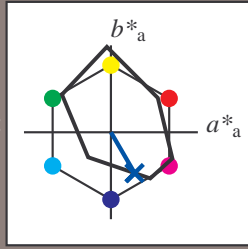
Elementar-Buntontext:

$u^* = b25r$

Kontrastreduzierungsfaktor:

$c_R = 0.9$

Dreiecks-Helligkeit t^*



FRS15_90aM; adaptierte CIELAB-Daten

	$L^*=L^*_a$	a^*_a	b^*_a	$C^*_{ab,a}$	$h^*_{ab,a}$
O _{Ma}	35.06	53.93	39.55	66.88	36
Y _{Ma}	83.77	-4.63	98.26	98.37	93
L _{Ma}	44.13	-56.32	43.36	71.09	142
C _{Ma}	52.66	-26.18	-28.74	38.89	228
V _{Ma}	14.15	45.22	-53.06	69.72	310
M _{Ma}	37.37	70.69	-30.1	76.83	337
N _{Ma}	15.0	0.0	0.0	0.0	0
W _{Ma}	90.0	0.0	0.0	0.0	0
R _{CIE}	39.92	58.74	27.99	65.07	25
J _{CIE}	81.26	-2.88	71.56	71.62	92
G _{CIE}	52.23	-42.41	13.6	44.55	162
B _{CIE}	30.57	1.41	-46.46	46.49	272

Daten für Maximalfarbe (Ma):

$LAB \cdot LAB \cdot Ma$: 24 27 -46

$LAB \cdot LCH \cdot Ma$: 24 54 300

$lab \cdot rgb \cdot Ma$: 0.5 0.0 1.0

$lab \cdot olv \cdot Ma$: 0.0 0.25 1.0

Dreiecks-Helligkeit t^*

%Umfang

$u^*_{rel} = 88$

%Regularität

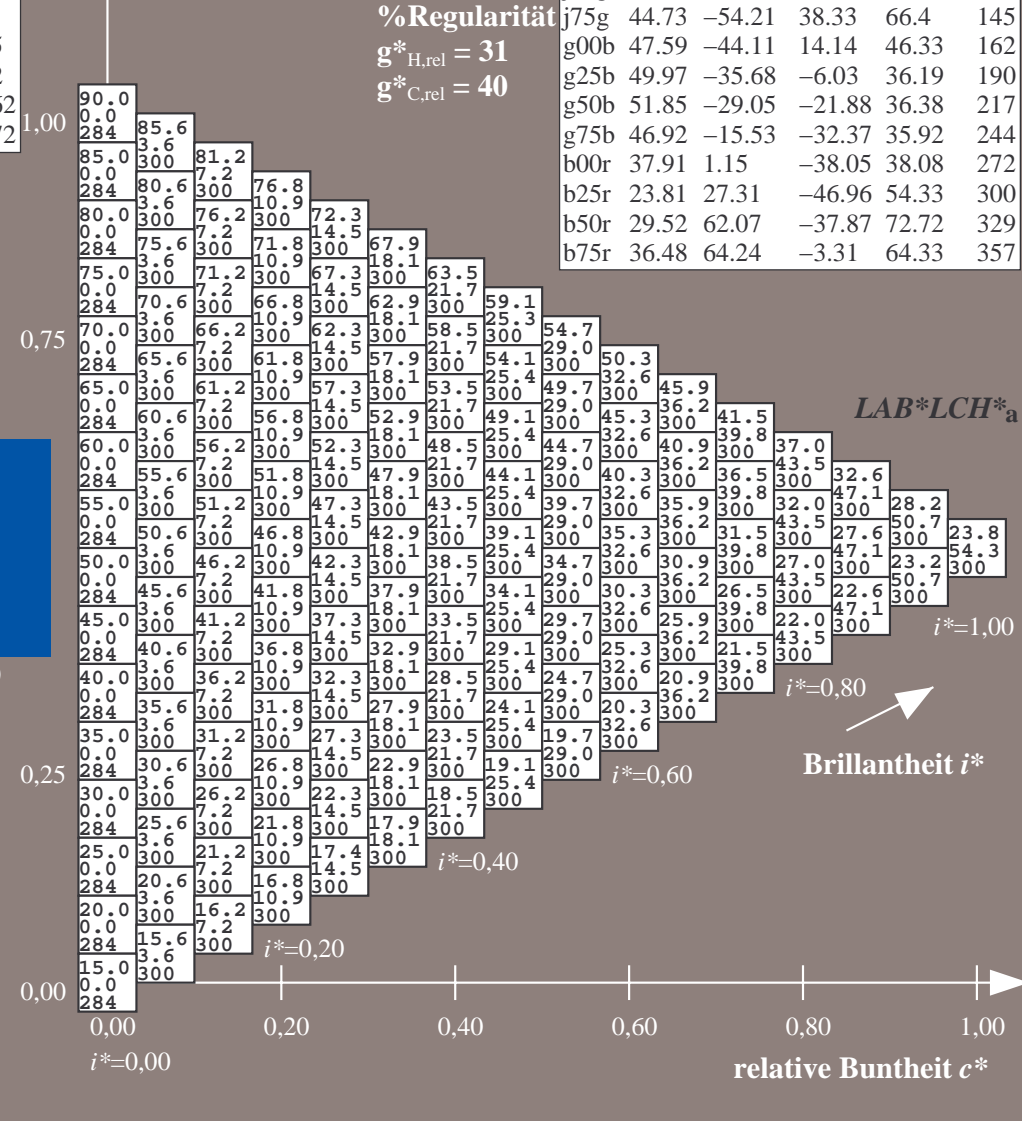
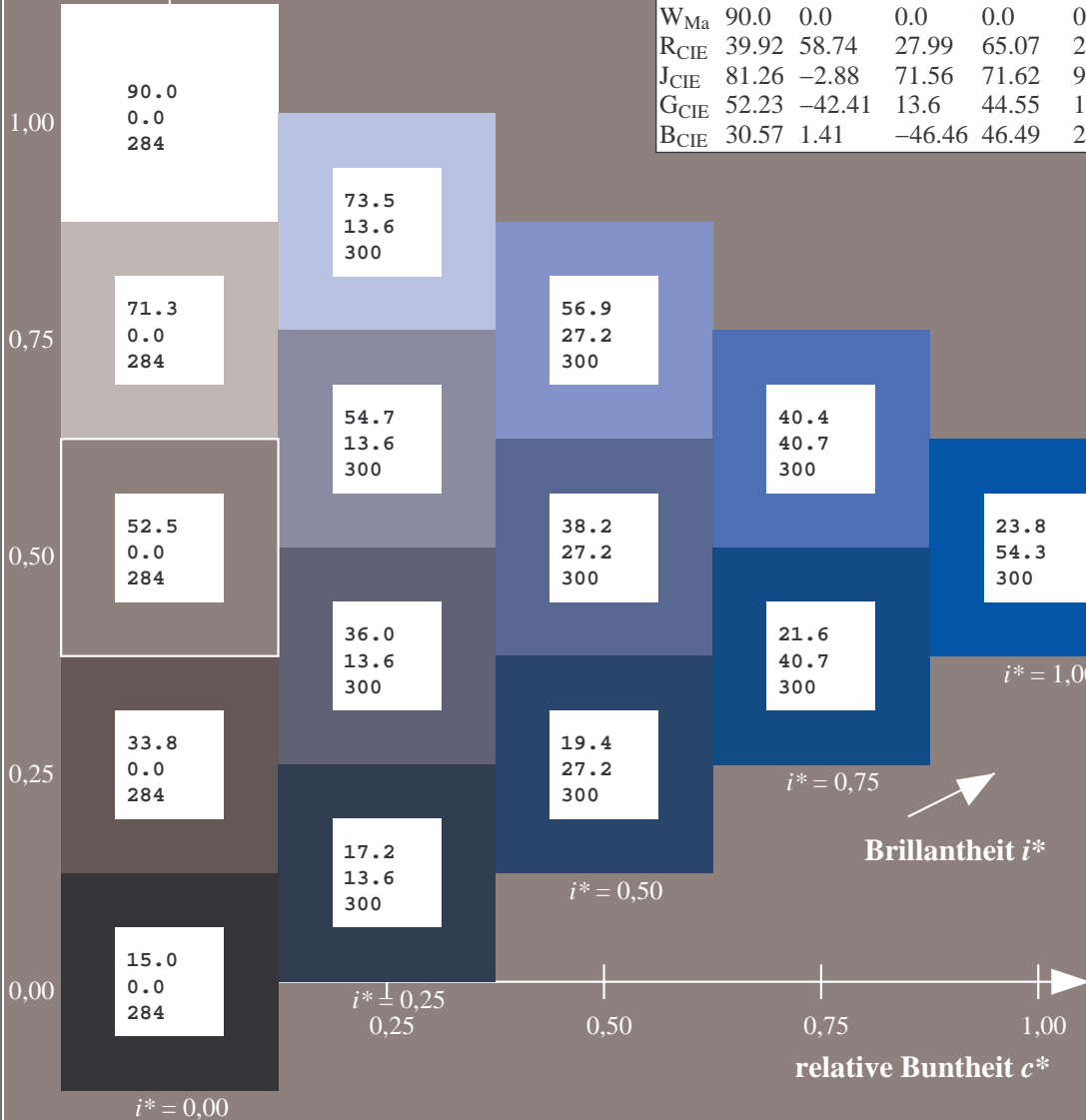
$g^*_{H,rel} = 31$

$g^*_{C,rel} = 40$

$LAB \cdot LCH \cdot a$

FRS15_90aM; adaptierte CIELAB-Daten

	$L^*=L^*_a$	a^*_a	b^*_a	$C^*_{ab,a}$	$h^*_{ab,a}$
r00j	35.47	56.92	27.12	63.05	25
r25j	39.12	49.04	44.45	66.19	42
r50j	50.64	35.19	58.33	68.13	59
r75j	64.01	19.11	74.45	76.87	76
j00g	83.18	-3.93	97.56	97.64	92
j25g	66.73	-26.86	74.66	79.35	110
j50g	54.03	-43.42	57.07	71.71	127
j75g	44.73	-54.21	38.33	66.4	145
g00b	47.59	-44.11	14.14	46.33	162
g25b	49.97	-35.68	-6.03	36.19	190
g50b	51.85	-29.05	-21.88	36.38	217
g75b	46.92	-15.53	-32.37	35.92	244
b00r	37.91	1.15	-38.05	38.08	272
b25r	23.81	27.31	-46.96	54.33	300
b50r	29.52	62.07	-37.87	72.72	329
b75r	36.48	64.24	-3.31	64.33	357



Daten für jede Farbe:

lab^*ch^* und lab^*icu^*

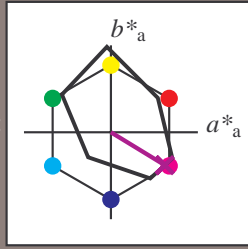
Elementar-Buntontext:

$u^* = b50r$

Kontrastreduzierungsfaktor:

$c_R = 0,9$

Dreiecks-Helligkeit t^*



FRS15_90aM; adaptierte CIELAB-Daten

	$L^*=L^*_a$	a^*_a	b^*_a	$C^*_{ab,a}$	$h^*_{ab,a}$
O _{Ma}	35.06	53.93	39.55	66.88	36
Y _{Ma}	83.77	-4.63	98.26	98.37	93
L _{Ma}	44.13	-56.32	43.36	71.09	142
C _{Ma}	52.66	-26.18	-28.74	38.89	228
V _{Ma}	14.15	45.22	-53.06	69.72	310
M _{Ma}	37.37	70.69	-30.1	76.83	337
N _{Ma}	15.0	0.0	0.0	0.0	0
W _{Ma}	90.0	0.0	0.0	0.0	0
R _{CIE}	39.92	58.74	27.99	65.07	25
J _{CIE}	81.26	-2.88	71.56	71.62	92
G _{CIE}	52.23	-42.41	13.6	44.55	162
B _{CIE}	30.57	1.41	-46.46	46.49	272

Daten für Maximalfarbe (Ma):

$LAB^*LAB^*_{Ma}$: 30 62 -37

$LAB^*LCH^*_{Ma}$: 30 73 329

$lab^*rgb^*_{Ma}$: 1.0 0.0 1.0

$lab^*olv^*_{Ma}$: 0.66 0.0 1.0

Dreiecks-Helligkeit t^*

%Umfang

$u^*_{rel} = 88$

%Regularität

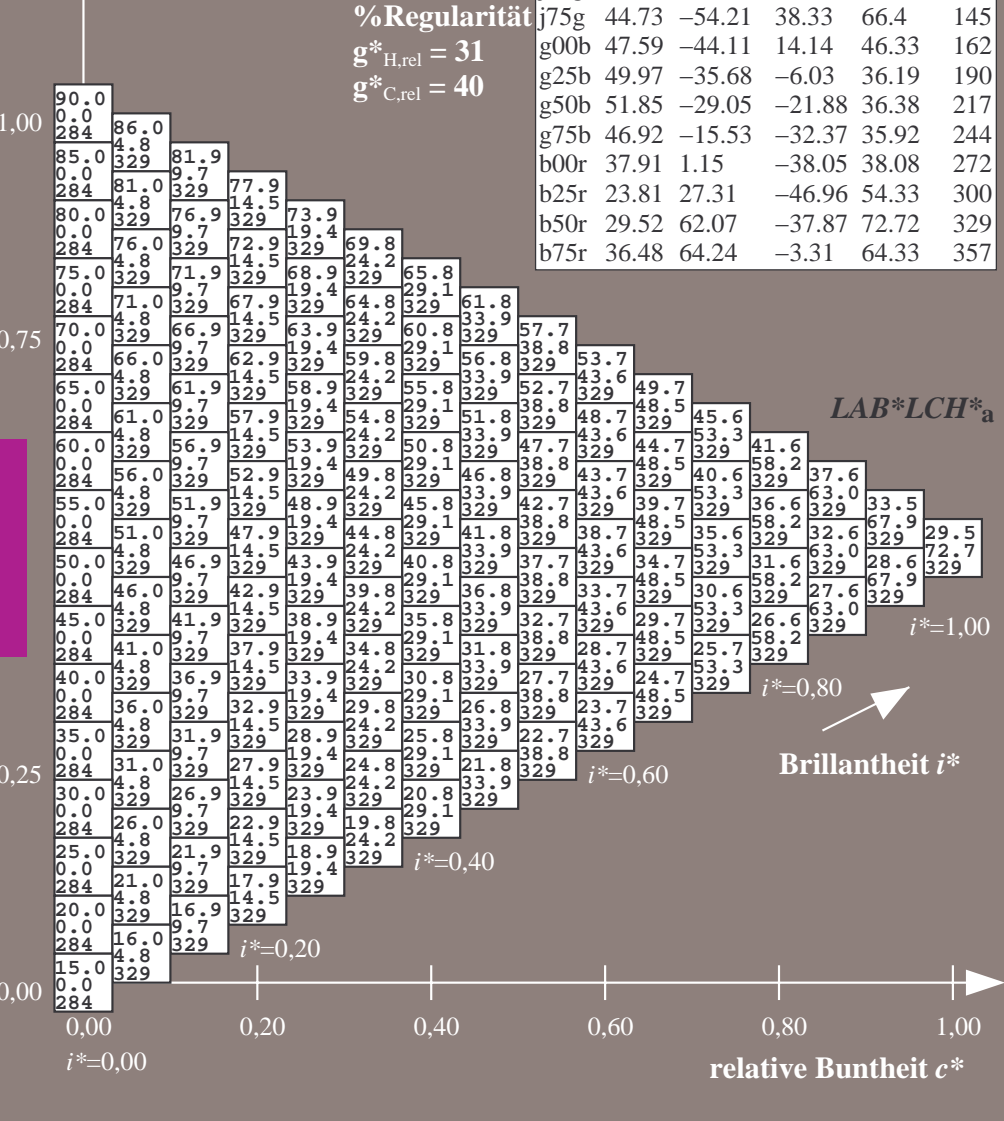
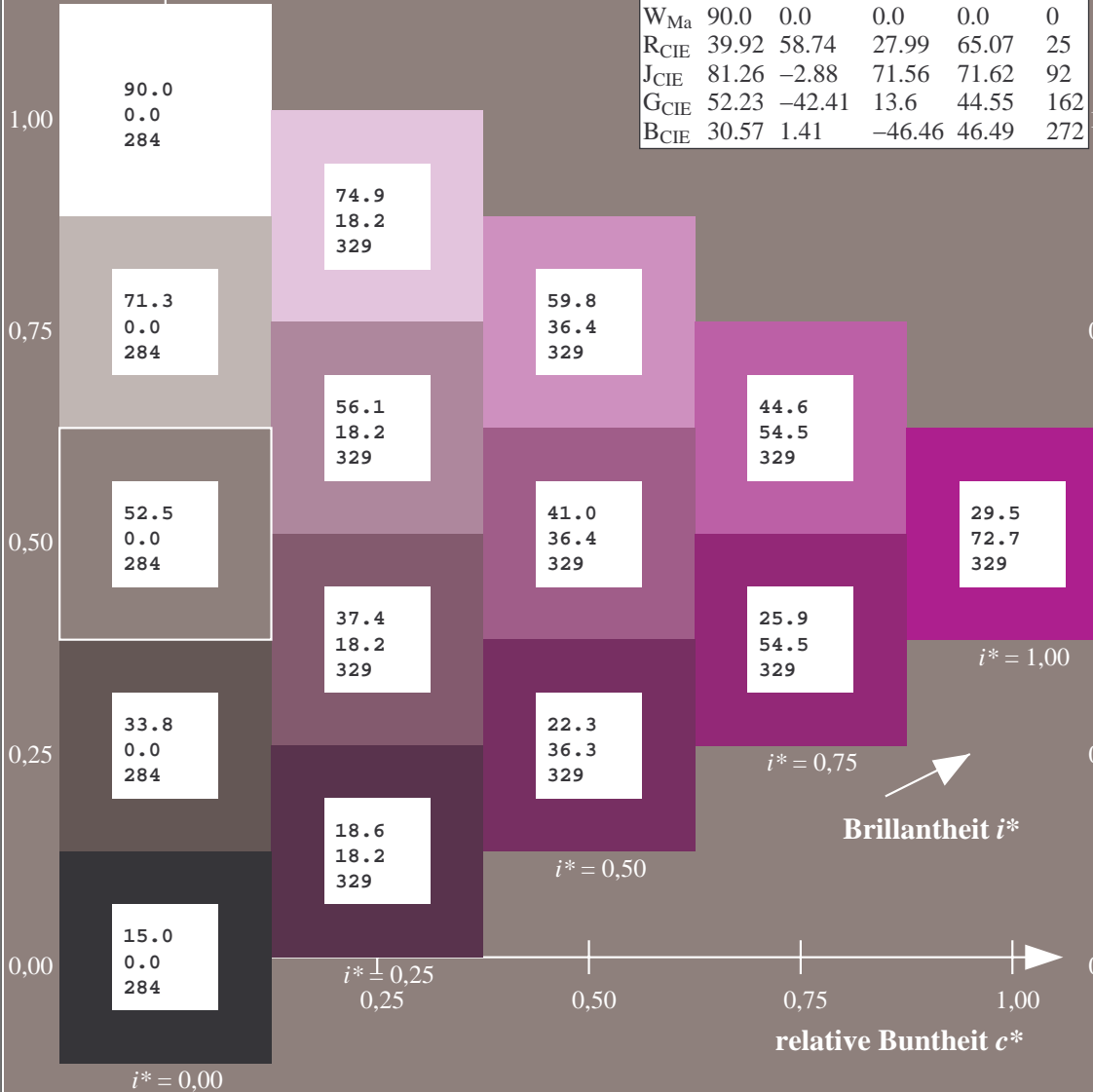
$g^*_{H,rel} = 31$

$g^*_{C,rel} = 40$

$LAB^*LCH^*_{Ma}$

FRS15_90aM; adaptierte CIELAB-Daten

	$L^*=L^*_a$	a^*_a	b^*_a	$C^*_{ab,a}$	$h^*_{ab,a}$
r00j	35.47	56.92	27.12	63.05	25
r25j	39.12	49.04	44.45	66.19	42
r50j	50.64	35.19	58.33	68.13	59
r75j	64.01	19.11	74.45	76.87	76
j00g	83.18	-3.93	97.56	97.64	92
j25g	66.73	-26.86	74.66	79.35	110
j50g	54.03	-43.42	57.07	71.71	127
j75g	44.73	-54.21	38.33	66.4	145
g00b	47.59	-44.11	14.14	46.33	162
g25b	49.97	-35.68	-6.03	36.19	190
g50b	51.85	-29.05	-21.88	36.38	217
g75b	46.92	-15.53	-32.37	35.92	244
b00r	37.91	1.15	-38.05	38.08	272
b25r	23.81	27.31	-46.96	54.33	300
b50r	29.52	62.07	-37.87	72.72	329
b75r	36.48	64.24	-3.31	64.33	357



Daten für jede Farbe:

lab^*ich^* und lab^*icu^*

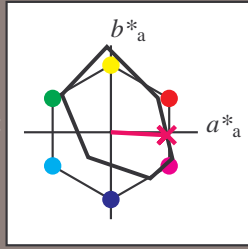
Elementar-Buntontext:

$u^* = b75r$

Kontrastreduzierungsfaktor:

$c_R = 0,9$

Dreiecks-Helligkeit t^*



FRS15_90aM; adaptierte CIELAB-Daten

	$L^*=L^*_a$	a^*_a	b^*_a	$C^*_{ab,a}$	$h^*_{ab,a}$
O _{Ma}	35.06	53.93	39.55	66.88	36
Y _{Ma}	83.77	-4.63	98.26	98.37	93
L _{Ma}	44.13	-56.32	43.36	71.09	142
C _{Ma}	52.66	-26.18	-28.74	38.89	228
V _{Ma}	14.15	45.22	-53.06	69.72	310
M _{Ma}	37.37	70.69	-30.1	76.83	337
N _{Ma}	15.0	0.0	0.0	0.0	0
W _{Ma}	90.0	0.0	0.0	0.0	0
R _{CIE}	39.92	58.74	27.99	65.07	25
J _{CIE}	81.26	-2.88	71.56	71.62	92
G _{CIE}	52.23	-42.41	13.6	44.55	162
B _{CIE}	30.57	1.41	-46.46	46.49	272

Daten für Maximalfarbe (Ma):

$LAB^*LAB^*_Ma: 36\ 64\ -2$

$LAB^*LCH^*_Ma: 36\ 64\ 357$

$lab^*rgb^*_Ma: 1.0\ 0.0\ 0.5$

$lab^*olv^*_Ma: 1.0\ 0.0\ 0.62$

Dreiecks-Helligkeit t^*

%Umfang

$u^*_{rel} = 88$

%Regularität

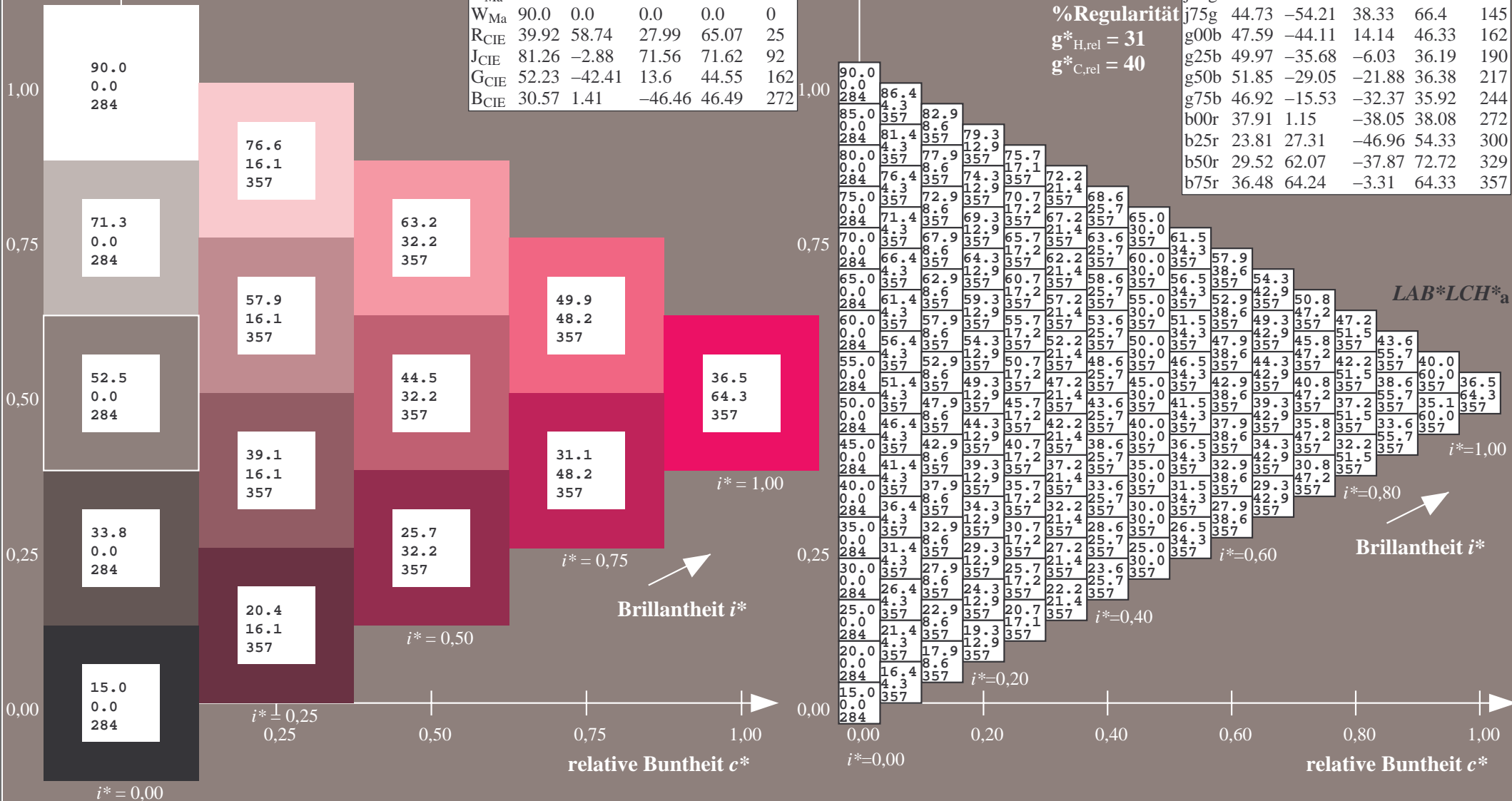
$g^*_{H,rel} = 31$

$g^*_{C,rel} = 40$

$LAB^*LCH^*_a$

FRS15_90aM; adaptierte CIELAB-Daten

	$L^*=L^*_a$	a^*_a	b^*_a	$C^*_{ab,a}$	$h^*_{ab,a}$
r00j	35.47	56.92	27.12	63.05	25
r25j	39.12	49.04	44.45	66.19	42
r50j	50.64	35.19	58.33	68.13	59
r75j	64.01	19.11	74.45	76.87	76
j00g	83.18	-3.93	97.56	97.64	92
j25g	66.73	-26.86	74.66	79.35	110
j50g	54.03	-43.42	57.07	71.71	127
j75g	44.73	-54.21	38.33	66.4	145
g00b	47.59	-44.11	14.14	46.33	162
g25b	49.97	-35.68	-6.03	36.19	190
g50b	51.85	-29.05	-21.88	36.38	217
g75b	46.92	-15.53	-32.37	35.92	244
b00r	37.91	1.15	-38.05	38.08	272
b25r	23.81	27.31	-46.96	54.33	300
b50r	29.52	62.07	-37.87	72.72	329
b75r	36.48	64.24	-3.31	64.33	357



Ein und Ausgabe:
 Farbmimetrisches Drucker-Reflektiv-System FRS15_90aM

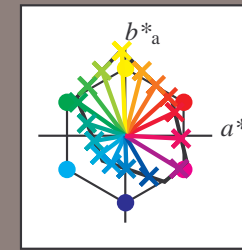
Daten für jede Farbe:
 $lab^*_{tch^*}$ und $lab^*_{icu^*}$

Elementar-Bunttontext:
 $u^* = 16$ Buntttöne $r00j, r25j, \dots, b75r$

Kontrastreduzierungsfaktor:
 $c_R = 0.9$

FRS15_90aM; adaptierte CIELAB-Daten

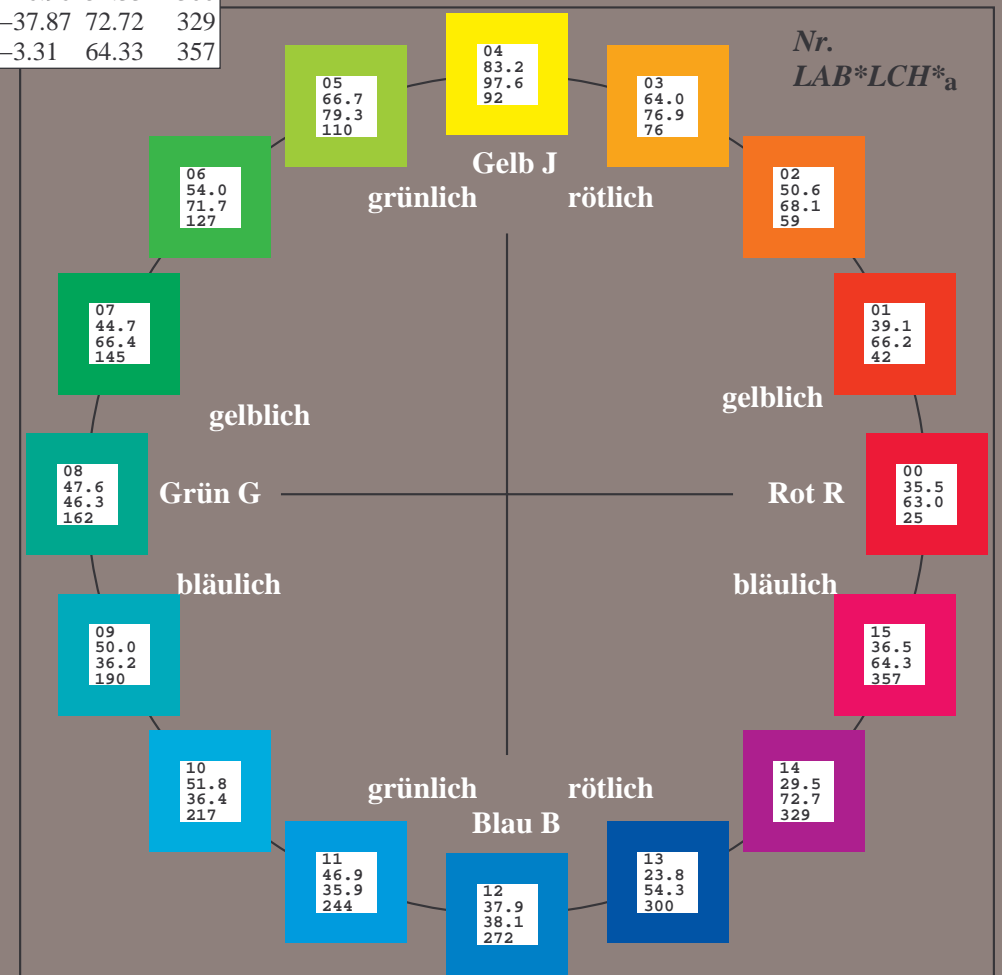
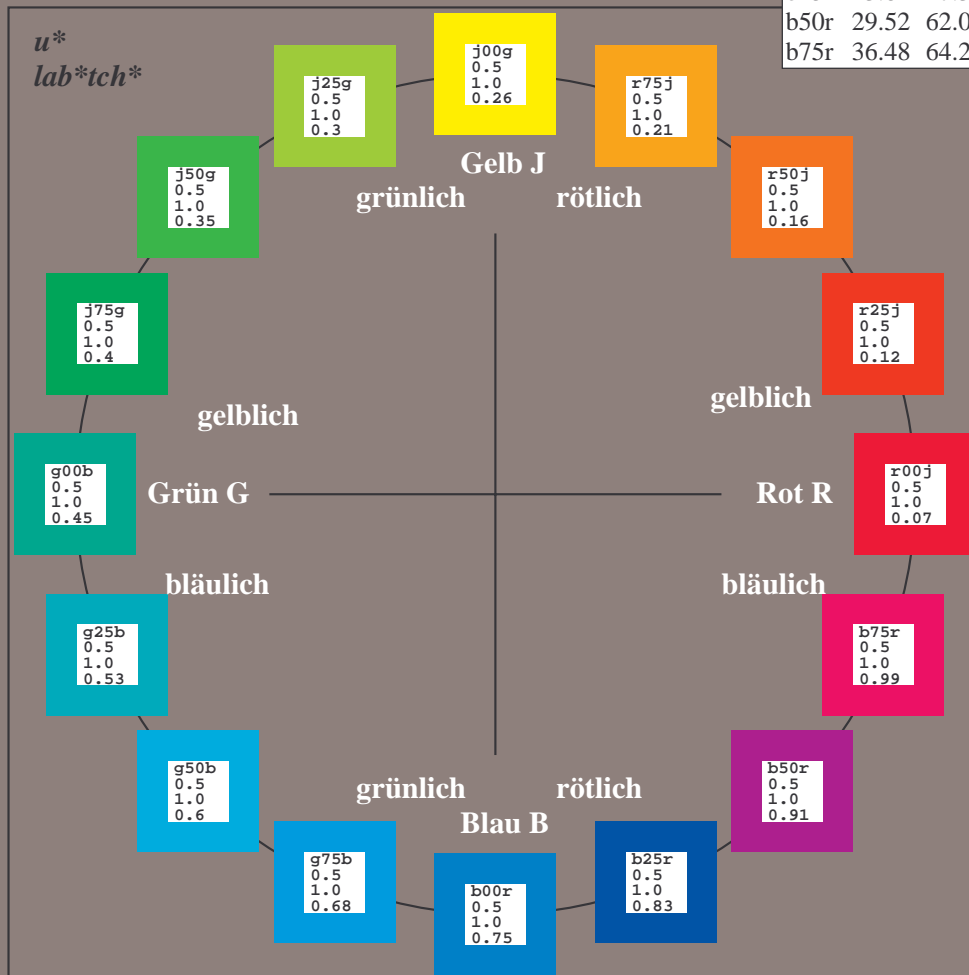
	$L^*=L^*_a$	a^*_a	b^*_a	$C^*_{ab,a}$	$h^*_{ab,a}$
r00j	35.47	56.92	27.12	63.05	25
r25j	39.12	49.04	44.45	66.19	42
r50j	50.64	35.19	58.33	68.13	59
r75j	64.01	19.11	74.45	76.87	76
j00g	83.18	-3.93	97.56	97.64	92
j25g	66.73	-26.86	74.66	79.35	110
j50g	54.03	-43.42	57.07	71.71	127
j75g	44.73	-54.21	38.33	66.4	145
g00b	47.59	-44.11	14.14	46.33	162
g25b	49.97	-35.68	-6.03	36.19	190
g50b	51.85	-29.05	-21.88	36.38	217
g75b	46.92	-15.53	-32.37	35.92	244
b00r	37.91	1.15	-38.05	38.08	272
b25r	23.81	27.31	-46.96	54.33	300
b50r	29.52	62.07	-37.87	72.72	329
b75r	36.48	64.24	-3.31	64.33	357



%Umfang
 $u^*_{rel} = 88$
 %Regularität
 $g^*_{H,rel} = 31$
 $g^*_{C,rel} = 40$

FRS15_90aM; adaptierte CIELAB-Daten

	$L^*=L^*_a$	a^*_a	b^*_a	$C^*_{ab,a}$	$h^*_{ab,a}$
O _{Ma}	35.06	53.93	39.55	66.88	36
Y _{Ma}	83.77	-4.63	98.26	98.37	93
L _{Ma}	44.13	-56.32	43.36	71.09	142
C _{Ma}	52.66	-26.18	-28.74	38.89	228
V _{Ma}	14.15	45.22	-53.06	69.72	310
M _{Ma}	37.37	70.69	-30.1	76.83	337
N _{Ma}	15.0	0.0	0.0	0.0	0
W _{Ma}	90.0	0.0	0.0	0.0	0
R _{CIE}	39.92	58.74	27.99	65.07	25
J _{CIE}	81.26	-2.88	71.56	71.62	92
G _{CIE}	52.23	-42.41	13.6	44.55	162
B _{CIE}	30.57	1.41	-46.46	46.49	272



Daten für jede Farbe:

lab^*tch^* und lab^*icu^*

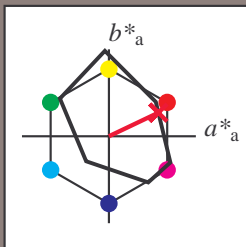
Elementar-Bunntext:

$u^* = r00j$

Kontrastreduzierungsfaktor:

$c_R = 0.9$

Dreiecks-Helligkeit t^*



FRS15_90aM; adaptierte CIELAB-Daten

	$L^*=L^*_a$	a^*_a	b^*_a	$C^*_{ab,a}$	$h^*_{ab,a}$
O _{Ma}	35.06	53.93	39.55	66.88	36
Y _{Ma}	83.77	-4.63	98.26	98.37	93
L _{Ma}	44.13	-56.32	43.36	71.09	142
C _{Ma}	52.66	-26.18	-28.74	38.89	228
V _{Ma}	14.15	45.22	-53.06	69.72	310
M _{Ma}	37.37	70.69	-30.1	76.83	337
N _{Ma}	15.0	0.0	0.0	0.0	0
W _{Ma}	90.0	0.0	0.0	0.0	0
R _{CIE}	39.92	58.74	27.99	65.07	25
J _{CIE}	81.26	-2.88	71.56	71.62	92
G _{CIE}	52.23	-42.41	13.6	44.55	162
B _{CIE}	30.57	1.41	-46.46	46.49	272

Daten für Maximalfarbe (Ma):

$LAB^*LAB^*_{Ma}$: 35 57 27

$LAB^*LCH^*_{Ma}$: 35 63 25

$lab^*rgb^*_{Ma}$: 1.0 0.0 0.0

$lab^*olv^*_{Ma}$: 1.0 0.0 0.18

Dreiecks-Helligkeit t^*

%Umfang

$u^*_{rel} = 88$

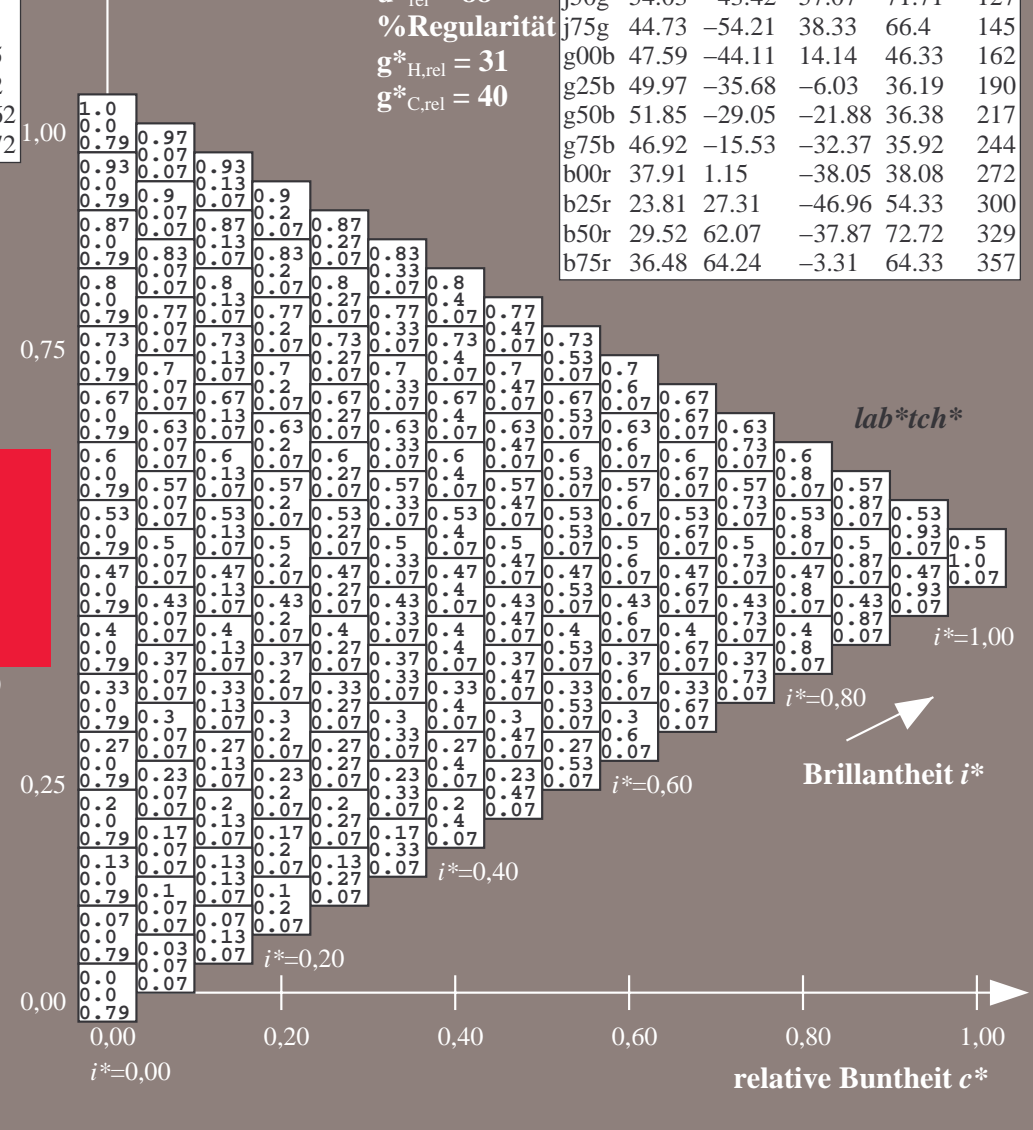
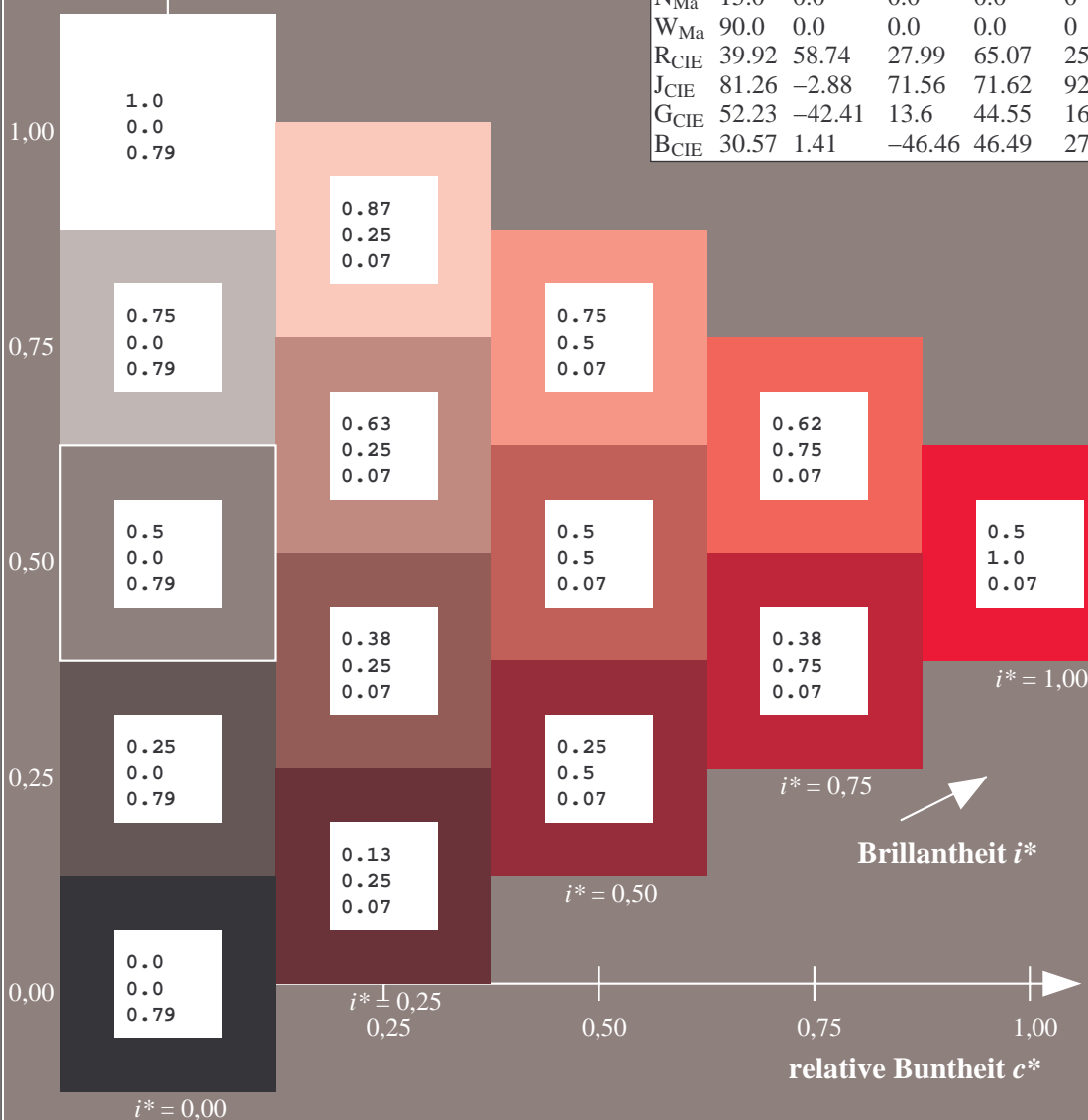
%Regularität

$g^*_{H,rel} = 31$

$g^*_{C,rel} = 40$

FRS15_90aM; adaptierte CIELAB-Daten

	$L^*=L^*_a$	a^*_a	b^*_a	$C^*_{ab,a}$	$h^*_{ab,a}$
r00j	35.47	56.92	27.12	63.05	25
r25j	39.12	49.04	44.45	66.19	42
r50j	50.64	35.19	58.33	68.13	59
r75j	64.01	19.11	74.45	76.87	76
j00g	83.18	-3.93	97.56	97.64	92
j25g	66.73	-26.86	74.66	79.35	110
j50g	54.03	-43.42	57.07	71.71	127
j75g	44.73	-54.21	38.33	66.4	145
g00b	47.59	-44.11	14.14	46.33	162
g25b	49.97	-35.68	-6.03	36.19	190
g50b	51.85	-29.05	-21.88	36.38	217
g75b	46.92	-15.53	-32.37	35.92	244
b00r	37.91	1.15	-38.05	38.08	272
b25r	23.81	27.31	-46.96	54.33	300
b50r	29.52	62.07	-37.87	72.72	329
b75r	36.48	64.24	-3.31	64.33	357



Daten für jede Farbe:

lab^*tch^* und lab^*icu^*

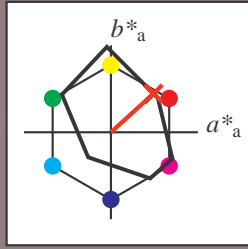
Elementar-Bunntext:

$u^* = r25j$

Kontrastreduzierungsfaktor:

$c_R = 0.9$

Dreiecks-Helligkeit t^*



FRS15_90aM; adaptierte CIELAB-Daten

	$L^*=L^*_a$	a^*_a	b^*_a	$C^*_{ab,a}$	$h^*_{ab,a}$
O _{Ma}	35.06	53.93	39.55	66.88	36
Y _{Ma}	83.77	-4.63	98.26	98.37	93
L _{Ma}	44.13	-56.32	43.36	71.09	142
C _{Ma}	52.66	-26.18	-28.74	38.89	228
V _{Ma}	14.15	45.22	-53.06	69.72	310
M _{Ma}	37.37	70.69	-30.1	76.83	337
N _{Ma}	15.0	0.0	0.0	0.0	0
W _{Ma}	90.0	0.0	0.0	0.0	0
R _{CIE}	39.92	58.74	27.99	65.07	25
J _{CIE}	81.26	-2.88	71.56	71.62	92
G _{CIE}	52.23	-42.41	13.6	44.55	162
B _{CIE}	30.57	1.41	-46.46	46.49	272

Daten für Maximalfarbe (Ma):

$LAB^*LAB^*_{Ma}$: 39 49 44

$LAB^*LCH^*_{Ma}$: 39 66 42

$lab^*rgb^*_{Ma}$: 1.0 0.25 0.0

$lab^*olv^*_{Ma}$: 1.0 0.08 0.0

Dreiecks-Helligkeit t^*

%Umfang

$u^*_{rel} = 88$

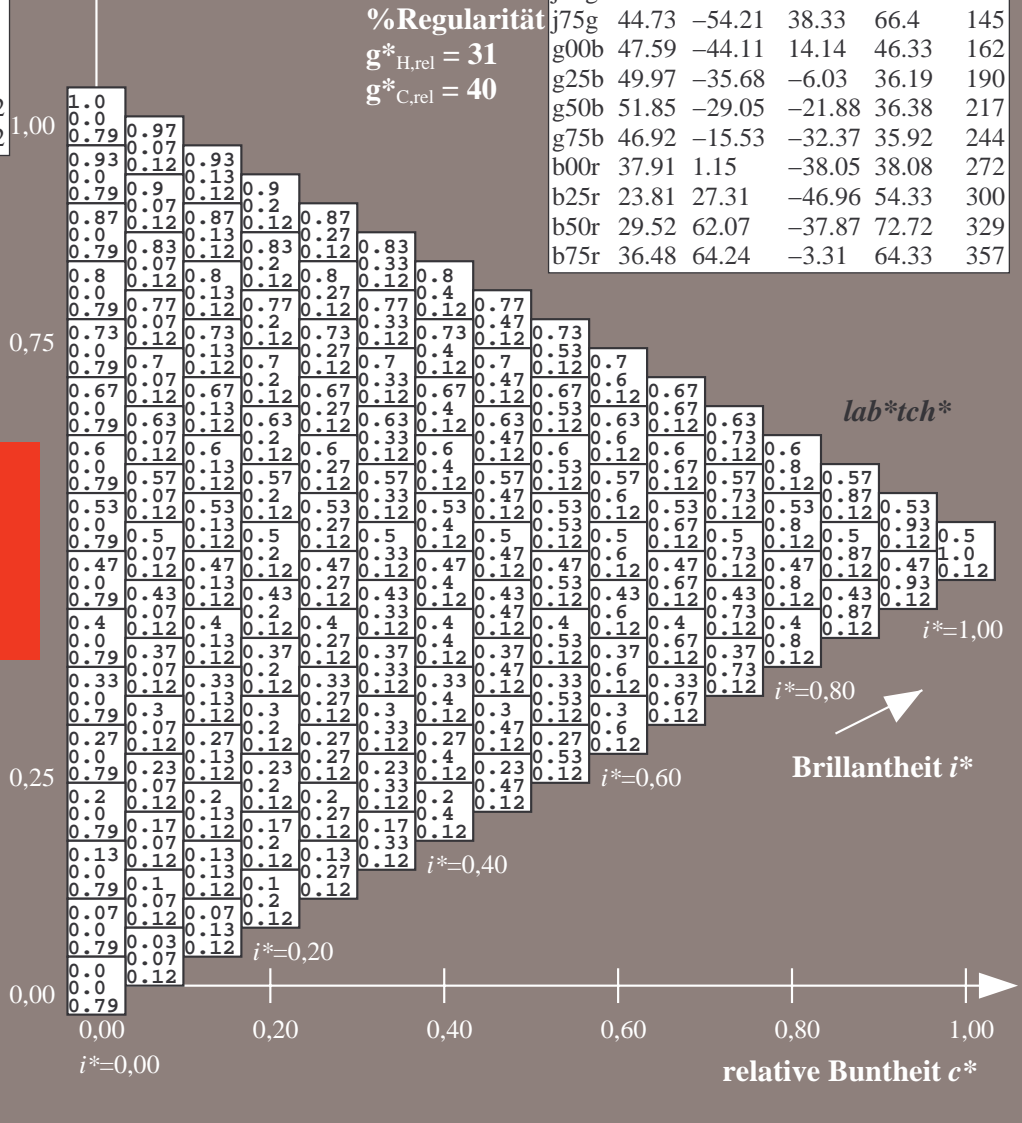
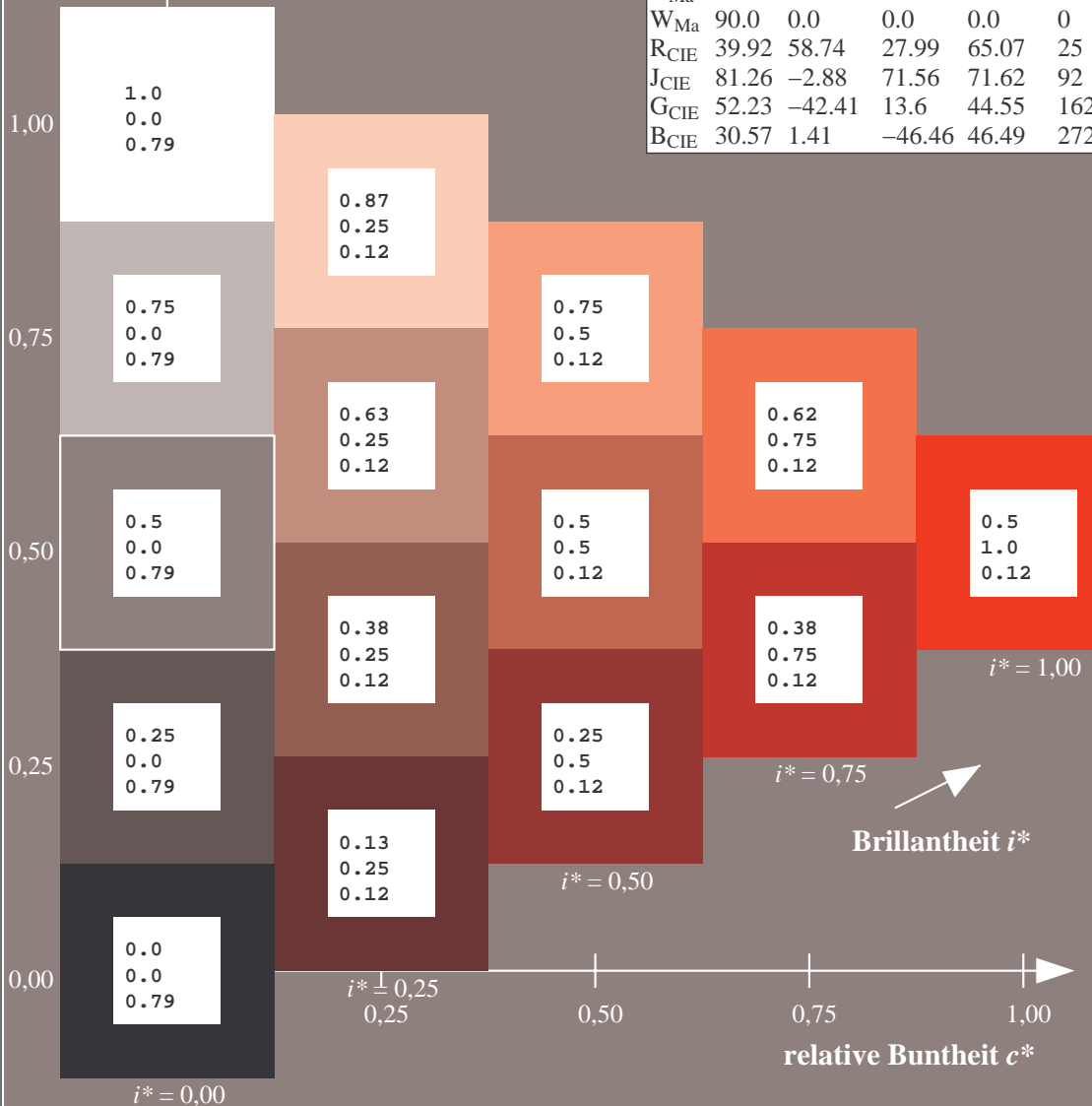
%Regularität

$g^*_{H,rel} = 31$

$g^*_{C,rel} = 40$

FRS15_90aM; adaptierte CIELAB-Daten

	$L^*=L^*_a$	a^*_a	b^*_a	$C^*_{ab,a}$	$h^*_{ab,a}$
r00j	35.47	56.92	27.12	63.05	25
r25j	39.12	49.04	44.45	66.19	42
r50j	50.64	35.19	58.33	68.13	59
r75j	64.01	19.11	74.45	76.87	76
j00g	83.18	-3.93	97.56	97.64	92
j25g	66.73	-26.86	74.66	79.35	110
j50g	54.03	-43.42	57.07	71.71	127
j75g	44.73	-54.21	38.33	66.4	145
g00b	47.59	-44.11	14.14	46.33	162
g25b	49.97	-35.68	-6.03	36.19	190
g50b	51.85	-29.05	-21.88	36.38	217
g75b	46.92	-15.53	-32.37	35.92	244
b00r	37.91	1.15	-38.05	38.08	272
b25r	23.81	27.31	-46.96	54.33	300
b50r	29.52	62.07	-37.87	72.72	329
b75r	36.48	64.24	-3.31	64.33	357



Daten für jede Farbe:

lab^*tch^* und lab^*icu^*

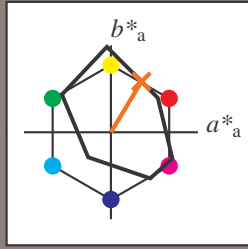
Elementar-Buntontext:

$u^* = r50j$

Kontrastreduzierungsfaktor:

$c_R = 0.9$

Dreiecks-Helligkeit t^*



FRS15_90aM; adaptierte CIELAB-Daten

	$L^*=L^*_a$	a^*_a	b^*_a	$C^*_{ab,a}$	$h^*_{ab,a}$
O _{Ma}	35.06	53.93	39.55	66.88	36
Y _{Ma}	83.77	-4.63	98.26	98.37	93
L _{Ma}	44.13	-56.32	43.36	71.09	142
C _{Ma}	52.66	-26.18	-28.74	38.89	228
V _{Ma}	14.15	45.22	-53.06	69.72	310
M _{Ma}	37.37	70.69	-30.1	76.83	337
N _{Ma}	15.0	0.0	0.0	0.0	0
W _{Ma}	90.0	0.0	0.0	0.0	0
R _{CIE}	39.92	58.74	27.99	65.07	25
J _{CIE}	81.26	-2.88	71.56	71.62	92
G _{CIE}	52.23	-42.41	13.6	44.55	162
B _{CIE}	30.57	1.41	-46.46	46.49	272

Daten für Maximalfarbe (Ma):

LAB^*LAB^*Ma : 51 35 58

LAB^*LCH^*Ma : 51 68 59

lab^*rgb^*Ma : 1.0 0.5 0.0

lab^*olv^*Ma : 1.0 0.32 0.0

Dreiecks-Helligkeit t^*

%Umfang

$u^*_{rel} = 88$

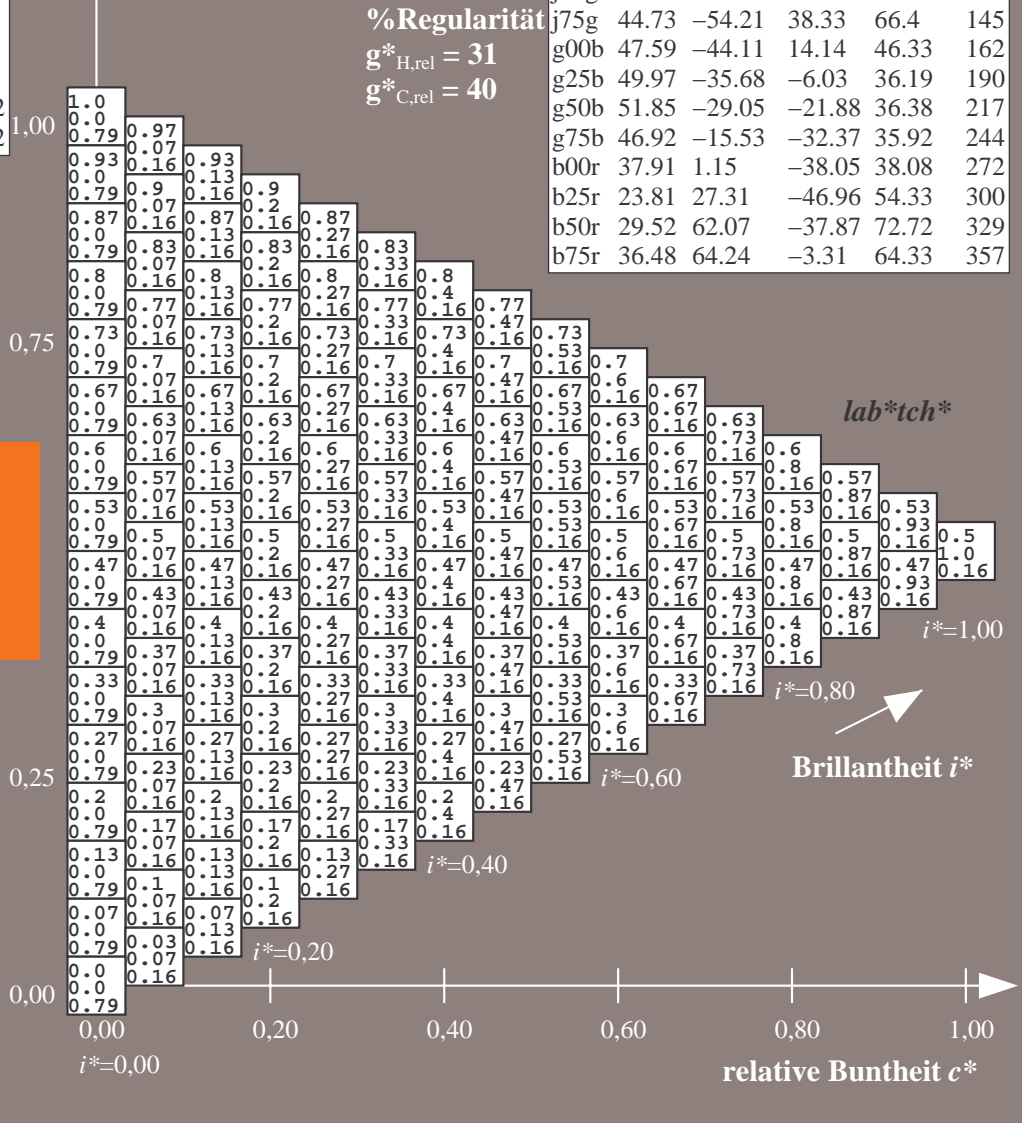
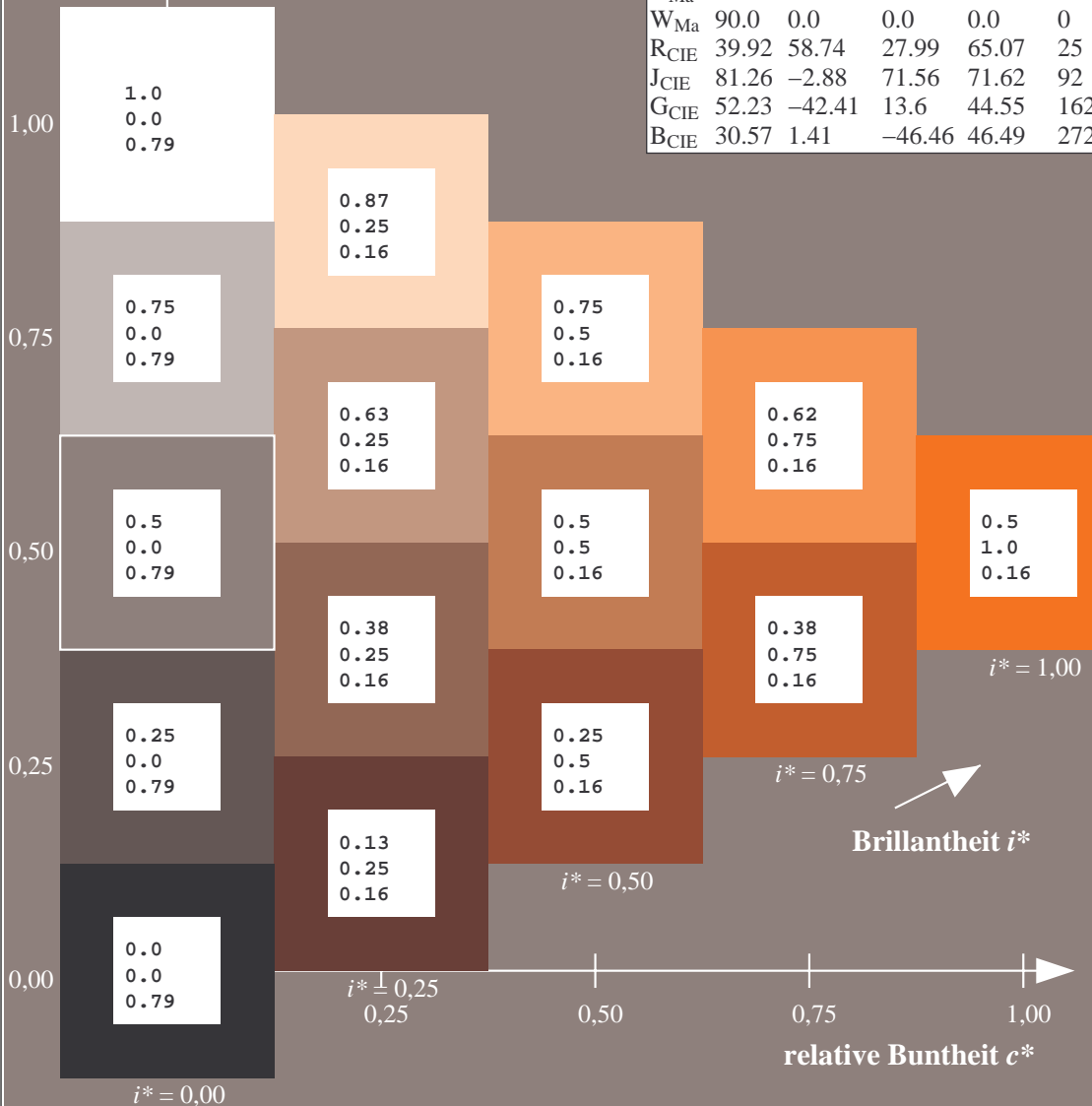
%Regularität

$g^*_{H,rel} = 31$

$g^*_{C,rel} = 40$

FRS15_90aM; adaptierte CIELAB-Daten

	$L^*=L^*_a$	a^*_a	b^*_a	$C^*_{ab,a}$	$h^*_{ab,a}$
r00j	35.47	56.92	27.12	63.05	25
r25j	39.12	49.04	44.45	66.19	42
r50j	50.64	35.19	58.33	68.13	59
r75j	64.01	19.11	74.45	76.87	76
j00g	83.18	-3.93	97.56	97.64	92
j25g	66.73	-26.86	74.66	79.35	110
j50g	54.03	-43.42	57.07	71.71	127
j75g	44.73	-54.21	38.33	66.4	145
g00b	47.59	-44.11	14.14	46.33	162
g25b	49.97	-35.68	-6.03	36.19	190
g50b	51.85	-29.05	-21.88	36.38	217
g75b	46.92	-15.53	-32.37	35.92	244
b00r	37.91	1.15	-38.05	38.08	272
b25r	23.81	27.31	-46.96	54.33	300
b50r	29.52	62.07	-37.87	72.72	329
b75r	36.48	64.24	-3.31	64.33	357



Daten für jede Farbe:

lab^*tch^* und lab^*icu^*

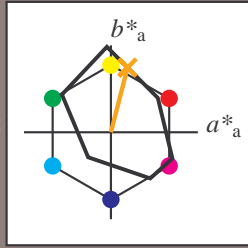
Elementar-Bunntext:

$u^* = r75j$

Kontrastreduzierungsfaktor:

$c_R = 0,9$

Dreiecks-Helligkeit t^*



FRS15_90aM; adaptierte CIELAB-Daten

	$L^*=L^*_a$	a^*_a	b^*_a	$C^*_{ab,a}$	$h^*_{ab,a}$
O _{Ma}	35.06	53.93	39.55	66.88	36
Y _{Ma}	83.77	-4.63	98.26	98.37	93
L _{Ma}	44.13	-56.32	43.36	71.09	142
C _{Ma}	52.66	-26.18	-28.74	38.89	228
V _{Ma}	14.15	45.22	-53.06	69.72	310
M _{Ma}	37.37	70.69	-30.1	76.83	337
N _{Ma}	15.0	0.0	0.0	0.0	0
W _{Ma}	90.0	0.0	0.0	0.0	0
R _{CIE}	39.92	58.74	27.99	65.07	25
J _{CIE}	81.26	-2.88	71.56	71.62	92
G _{CIE}	52.23	-42.41	13.6	44.55	162
B _{CIE}	30.57	1.41	-46.46	46.49	272

Daten für Maximalfarbe (Ma):

LAB^*LAB^*Ma : 64 19 74

LAB^*LCH^*Ma : 64 77 76

lab^*rgb^*Ma : 1.0 0.75 0.0

lab^*olv^*Ma : 1.0 0.59 0.0

Dreiecks-Helligkeit t^*

%Umfang

$u^*_{rel} = 88$

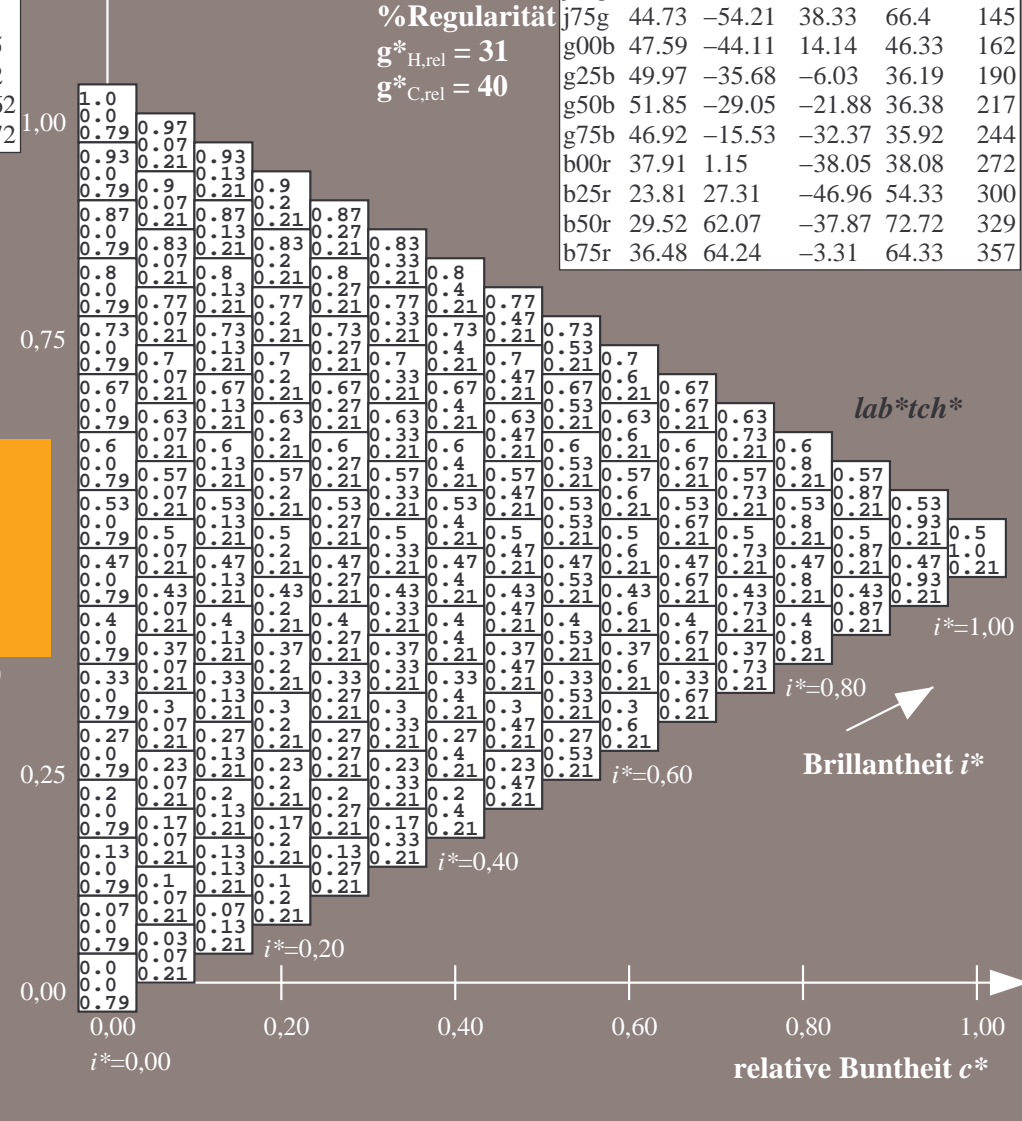
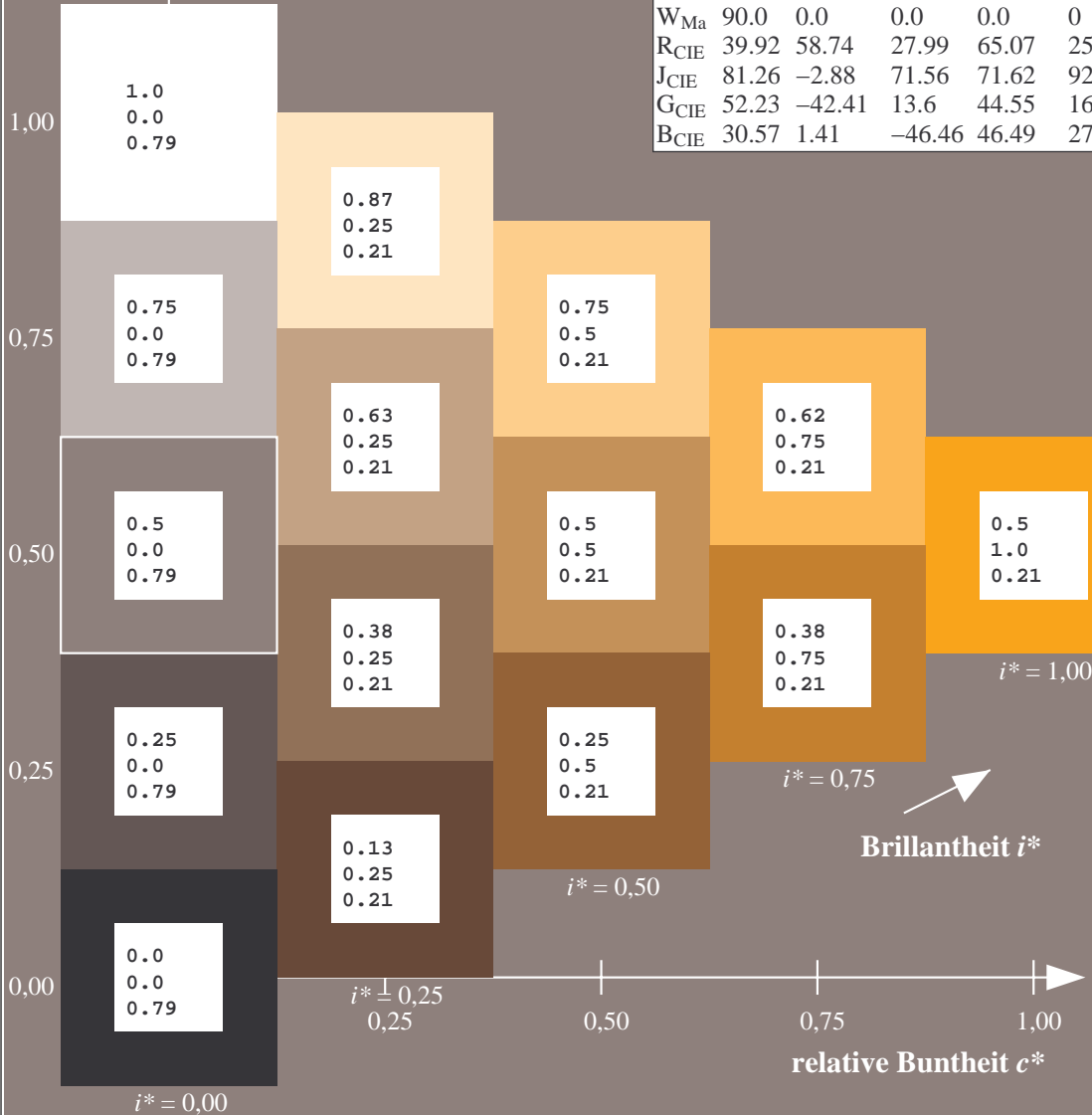
%Regularität

$g^*_{H,rel} = 31$

$g^*_{C,rel} = 40$

FRS15_90aM; adaptierte CIELAB-Daten

	$L^*=L^*_a$	a^*_a	b^*_a	$C^*_{ab,a}$	$h^*_{ab,a}$
r00j	35.47	56.92	27.12	63.05	25
r25j	39.12	49.04	44.45	66.19	42
r50j	50.64	35.19	58.33	68.13	59
r75j	64.01	19.11	74.45	76.87	76
j00g	83.18	-3.93	97.56	97.64	92
j25g	66.73	-26.86	74.66	79.35	110
j50g	54.03	-43.42	57.07	71.71	127
j75g	44.73	-54.21	38.33	66.4	145
g00b	47.59	-44.11	14.14	46.33	162
g25b	49.97	-35.68	-6.03	36.19	190
g50b	51.85	-29.05	-21.88	36.38	217
g75b	46.92	-15.53	-32.37	35.92	244
b00r	37.91	1.15	-38.05	38.08	272
b25r	23.81	27.31	-46.96	54.33	300
b50r	29.52	62.07	-37.87	72.72	329
b75r	36.48	64.24	-3.31	64.33	357



Daten für jede Farbe:

lab^*tch^* und lab^*icu^*

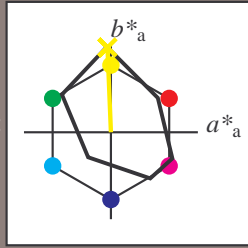
Elementar-Bunntext:

$u^* = j00g$

Kontrastreduzierungsfaktor:

$c_R = 0,9$

Dreiecks-Helligkeit t^*



FRS15_90aM; adaptierte CIELAB-Daten

	$L^*=L^*_a$	a^*_a	b^*_a	$C^*_{ab,a}$	$h^*_{ab,a}$
O _{Ma}	35.06	53.93	39.55	66.88	36
Y _{Ma}	83.77	-4.63	98.26	98.37	93
L _{Ma}	44.13	-56.32	43.36	71.09	142
C _{Ma}	52.66	-26.18	-28.74	38.89	228
V _{Ma}	14.15	45.22	-53.06	69.72	310
M _{Ma}	37.37	70.69	-30.1	76.83	337
N _{Ma}	15.0	0.0	0.0	0.0	0
W _{Ma}	90.0	0.0	0.0	0.0	0
R _{CIE}	39.92	58.74	27.99	65.07	25
J _{CIE}	81.26	-2.88	71.56	71.62	92
G _{CIE}	52.23	-42.41	13.6	44.55	162
B _{CIE}	30.57	1.41	-46.46	46.49	272

Daten für Maximalfarbe (Ma):

$LAB^*LAB^*Ma: 83 -3 98$

$LAB^*LCH^*Ma: 83 98 92$

$lab^*rgb^*Ma: 1.0 1.0 0.0$

$lab^*olv^*Ma: 1.0 0.99 0.0$

Dreiecks-Helligkeit t^*

%Umfang

$u^*_{rel} = 88$

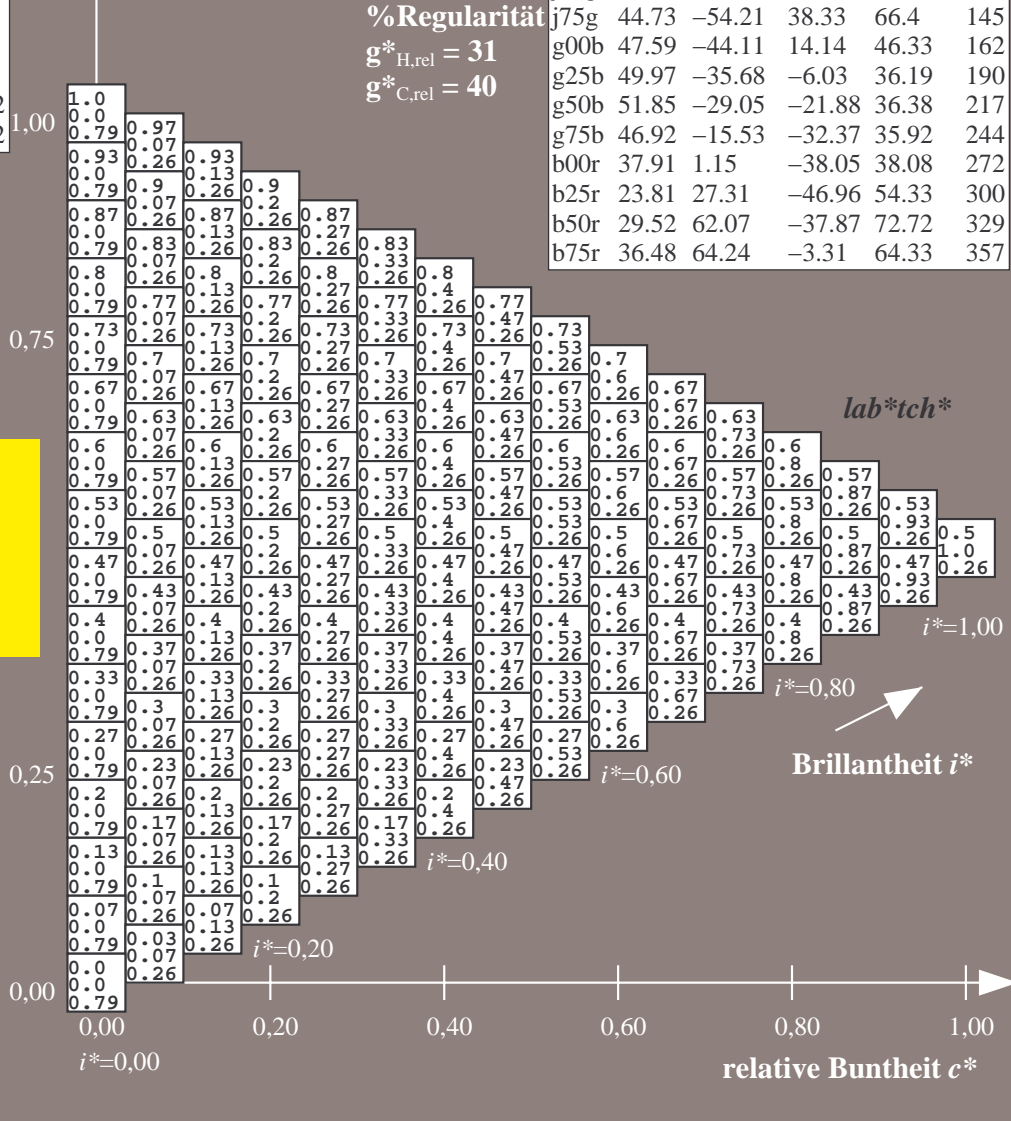
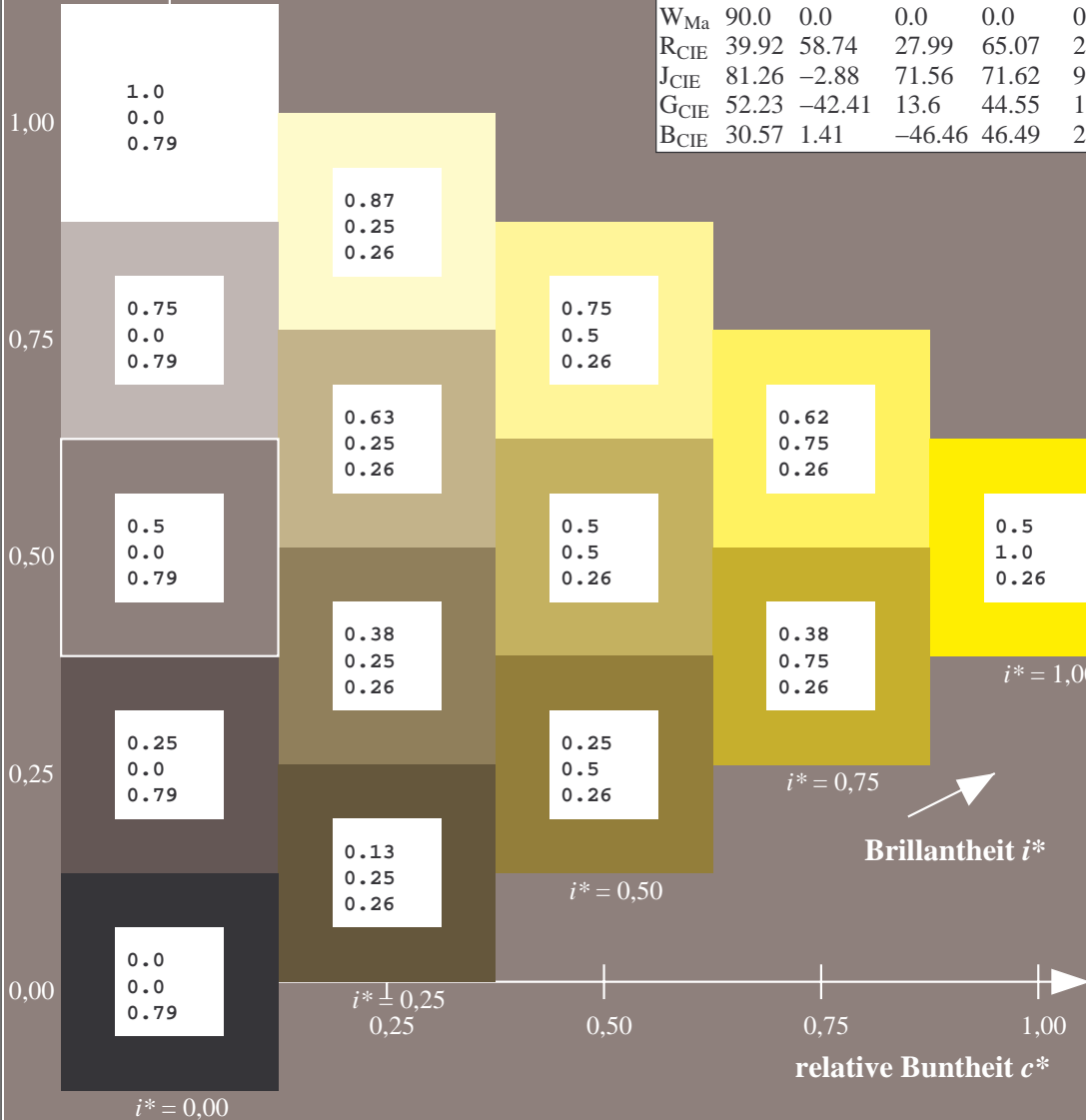
%Regularität

$g^*_{H,rel} = 31$

$g^*_{C,rel} = 40$

FRS15_90aM; adaptierte CIELAB-Daten

	$L^*=L^*_a$	a^*_a	b^*_a	$C^*_{ab,a}$	$h^*_{ab,a}$
r00j	35.47	56.92	27.12	63.05	25
r25j	39.12	49.04	44.45	66.19	42
r50j	50.64	35.19	58.33	68.13	59
r75j	64.01	19.11	74.45	76.87	76
j00g	83.18	-3.93	97.56	97.64	92
j25g	66.73	-26.86	74.66	79.35	110
j50g	54.03	-43.42	57.07	71.71	127
j75g	44.73	-54.21	38.33	66.4	145
g00b	47.59	-44.11	14.14	46.33	162
g25b	49.97	-35.68	-6.03	36.19	190
g50b	51.85	-29.05	-21.88	36.38	217
g75b	46.92	-15.53	-32.37	35.92	244
b00r	37.91	1.15	-38.05	38.08	272
b25r	23.81	27.31	-46.96	54.33	300
b50r	29.52	62.07	-37.87	72.72	329
b75r	36.48	64.24	-3.31	64.33	357



Daten für jede Farbe:

lab^*tch^* und lab^*icu^*

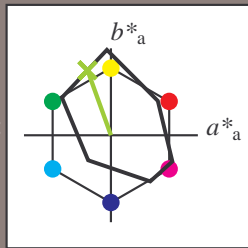
Elementar-Bunntext:

$u^* = j25g$

Kontrastreduzierungsfaktor:

$c_R = 0.9$

Dreiecks-Helligkeit t^*



FRS15_90aM; adaptierte CIELAB-Daten

	$L^*=L^*_a$	a^*_a	b^*_a	$C^*_{ab,a}$	$h^*_{ab,a}$
O _{Ma}	35.06	53.93	39.55	66.88	36
Y _{Ma}	83.77	-4.63	98.26	98.37	93
L _{Ma}	44.13	-56.32	43.36	71.09	142
C _{Ma}	52.66	-26.18	-28.74	38.89	228
V _{Ma}	14.15	45.22	-53.06	69.72	310
M _{Ma}	37.37	70.69	-30.1	76.83	337
N _{Ma}	15.0	0.0	0.0	0.0	0
W _{Ma}	90.0	0.0	0.0	0.0	0
R _{CIE}	39.92	58.74	27.99	65.07	25
J _{CIE}	81.26	-2.88	71.56	71.62	92
G _{CIE}	52.23	-42.41	13.6	44.55	162
B _{CIE}	30.57	1.41	-46.46	46.49	272

Daten für Maximalfarbe (Ma):

$LAB^*LAB^*Ma: 67 -26 75$

$LAB^*LCH^*Ma: 67 79 110$

$lab^*rgb^*Ma: 0.75 1.0 0.0$

$lab^*olv^*Ma: 0.57 1.0 0.0$

Dreiecks-Helligkeit t^*

%Umfang

$u^*_{rel} = 88$

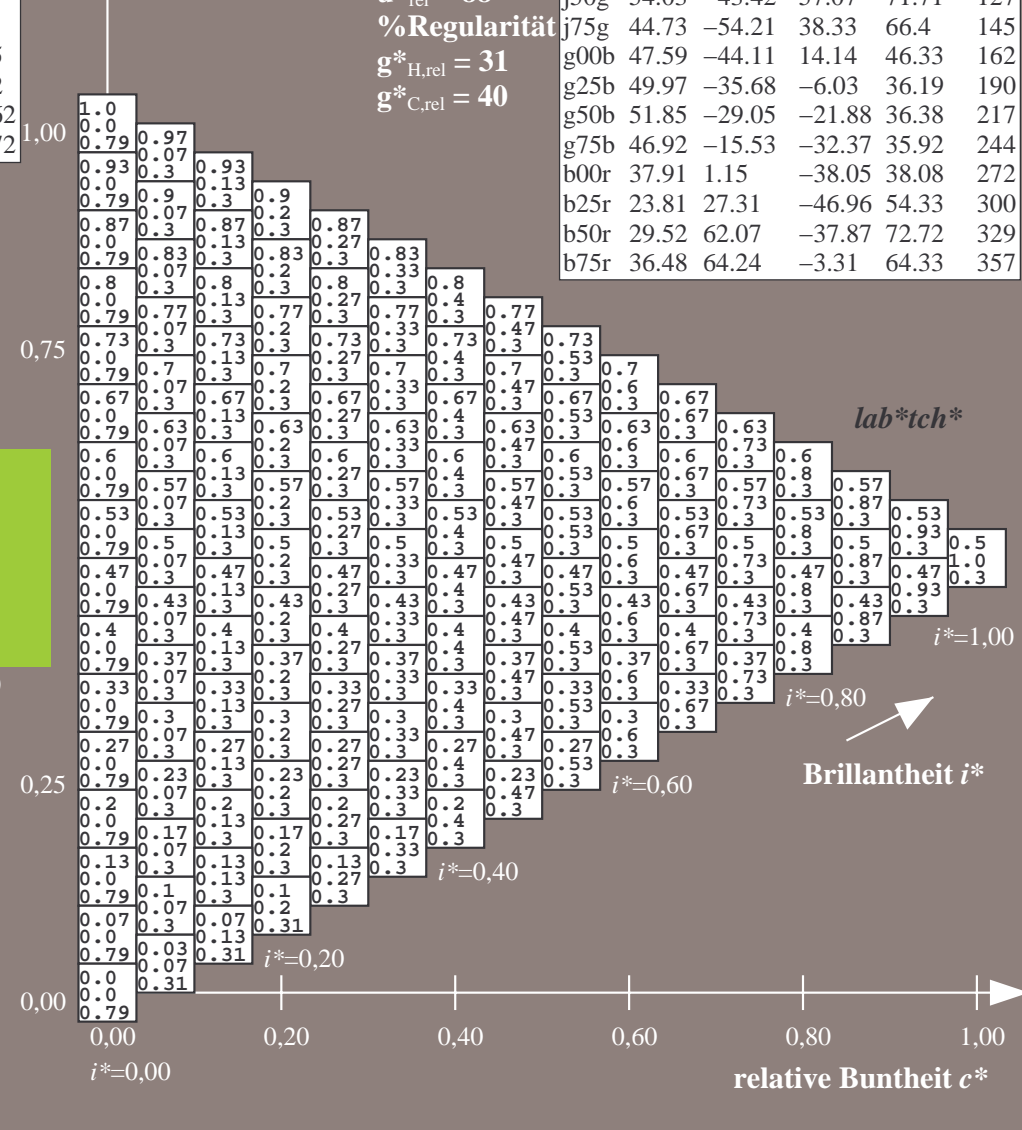
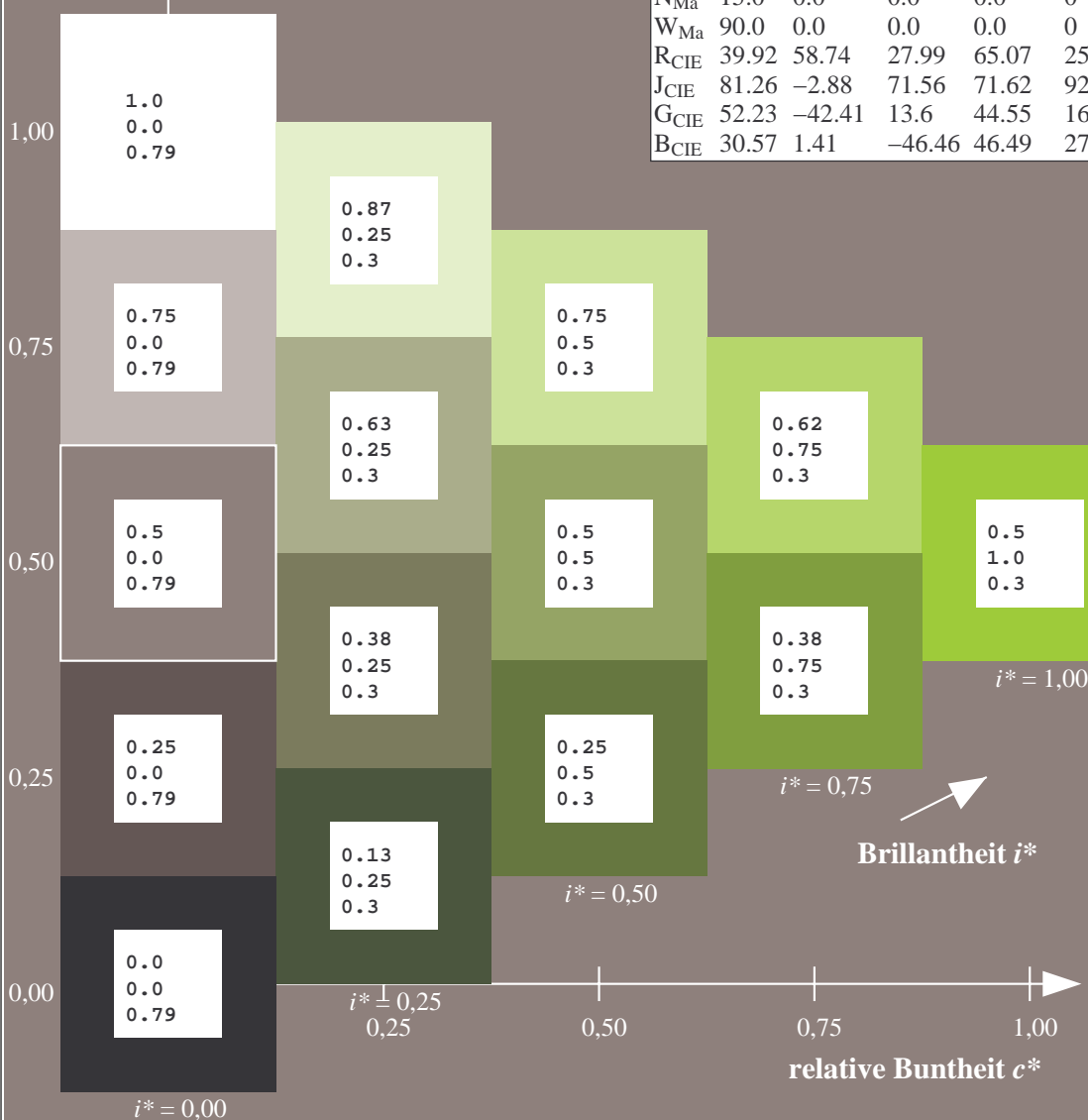
%Regularität

$g^*_{H,rel} = 31$

$g^*_{C,rel} = 40$

FRS15_90aM; adaptierte CIELAB-Daten

	$L^*=L^*_a$	a^*_a	b^*_a	$C^*_{ab,a}$	$h^*_{ab,a}$
r00j	35.47	56.92	27.12	63.05	25
r25j	39.12	49.04	44.45	66.19	42
r50j	50.64	35.19	58.33	68.13	59
r75j	64.01	19.11	74.45	76.87	76
j00g	83.18	-3.93	97.56	97.64	92
j25g	66.73	-26.86	74.66	79.35	110
j50g	54.03	-43.42	57.07	71.71	127
j75g	44.73	-54.21	38.33	66.4	145
g00b	47.59	-44.11	14.14	46.33	162
g25b	49.97	-35.68	-6.03	36.19	190
g50b	51.85	-29.05	-21.88	36.38	217
g75b	46.92	-15.53	-32.37	35.92	244
b00r	37.91	1.15	-38.05	38.08	272
b25r	23.81	27.31	-46.96	54.33	300
b50r	29.52	62.07	-37.87	72.72	329
b75r	36.48	64.24	-3.31	64.33	357



Daten für jede Farbe:

lab^*tch^* und lab^*icu^*

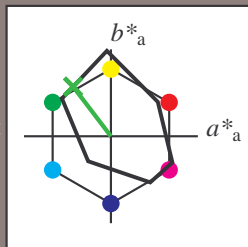
Elementar-Buntontext:

$u^* = j50g$

Kontrastreduzierungsfaktor:

$c_R = 0.9$

Dreiecks-Helligkeit t^*



FRS15_90aM; adaptierte CIELAB-Daten

	$L^*=L^*_a$	a^*_a	b^*_a	$C^*_{ab,a}$	$h^*_{ab,a}$
O _{Ma}	35.06	53.93	39.55	66.88	36
Y _{Ma}	83.77	-4.63	98.26	98.37	93
L _{Ma}	44.13	-56.32	43.36	71.09	142
C _{Ma}	52.66	-26.18	-28.74	38.89	228
V _{Ma}	14.15	45.22	-53.06	69.72	310
M _{Ma}	37.37	70.69	-30.1	76.83	337
N _{Ma}	15.0	0.0	0.0	0.0	0
W _{Ma}	90.0	0.0	0.0	0.0	0
R _{CIE}	39.92	58.74	27.99	65.07	25
J _{CIE}	81.26	-2.88	71.56	71.62	92
G _{CIE}	52.23	-42.41	13.6	44.55	162
B _{CIE}	30.57	1.41	-46.46	46.49	272

Daten für Maximalfarbe (Ma):

$LAB^*LAB^*_{Ma}$: 54 -42 57

$LAB^*LCH^*_{Ma}$: 54 72 127

$lab^*rgb^*_{Ma}$: 0.5 1.0 0.0

$lab^*olv^*_{Ma}$: 0.25 1.0 0.0

Dreiecks-Helligkeit t^*

%Umfang

$u^*_{rel} = 88$

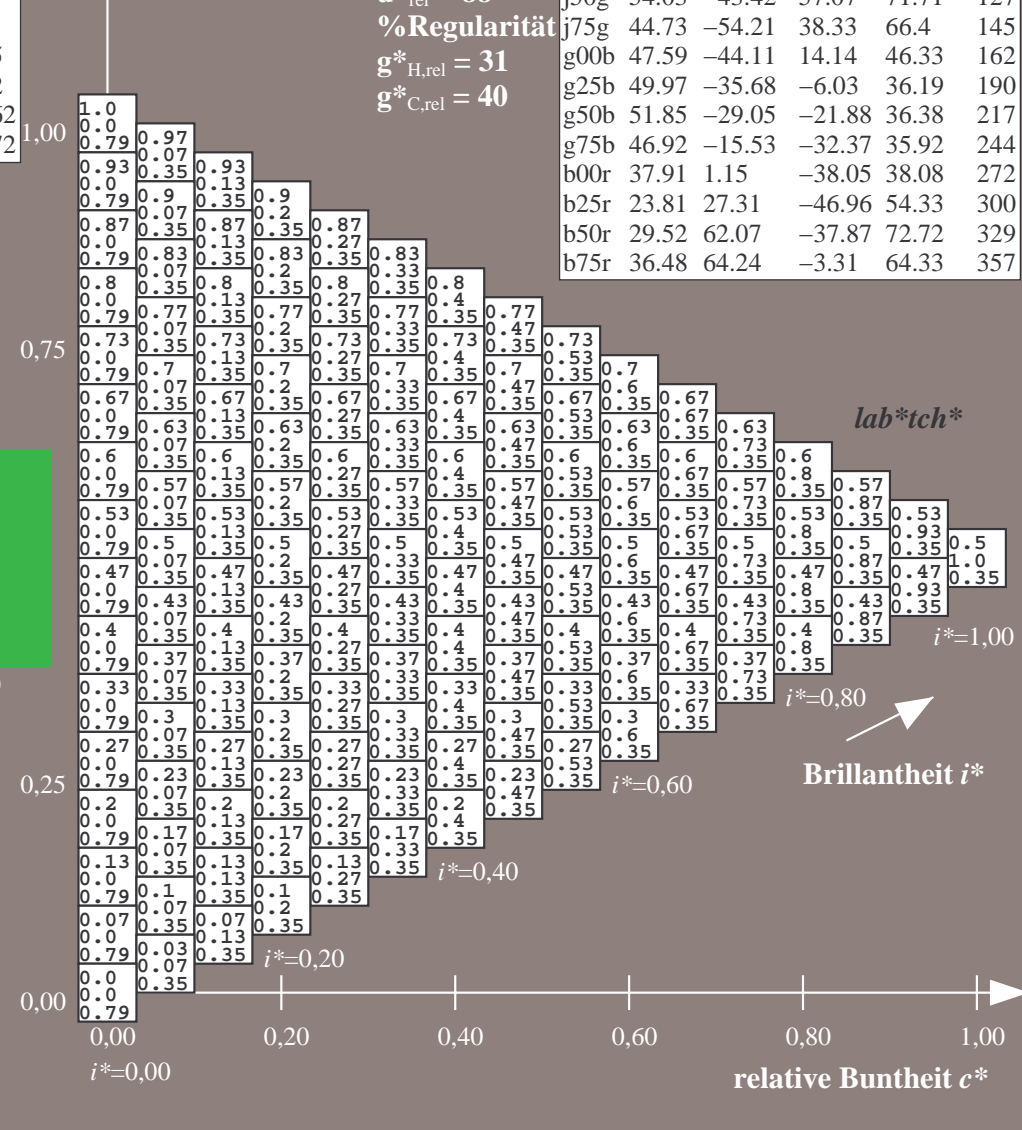
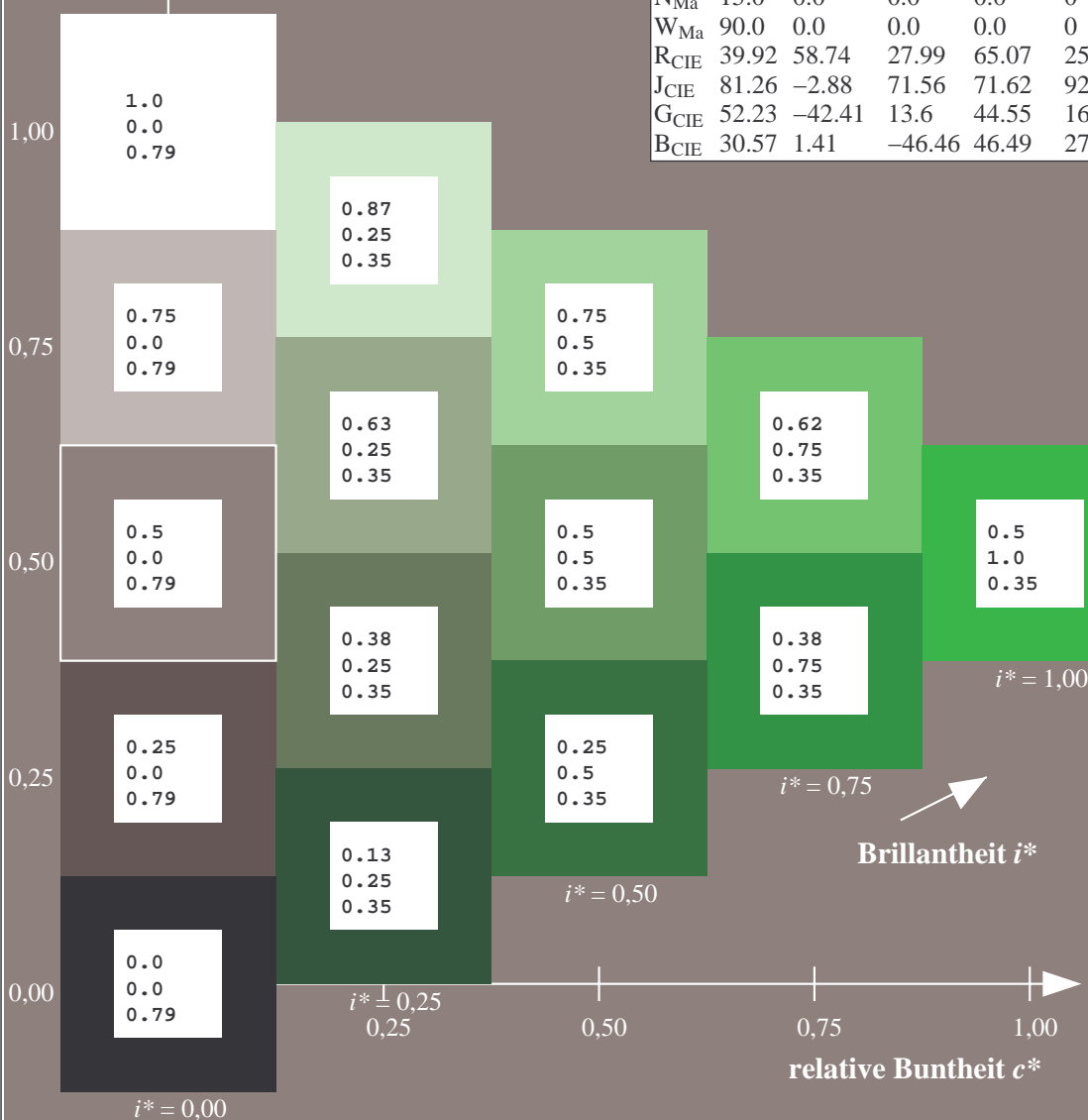
%Regularität

$g^*_{H,rel} = 31$

$g^*_{C,rel} = 40$

FRS15_90aM; adaptierte CIELAB-Daten

	$L^*=L^*_a$	a^*_a	b^*_a	$C^*_{ab,a}$	$h^*_{ab,a}$
r00j	35.47	56.92	27.12	63.05	25
r25j	39.12	49.04	44.45	66.19	42
r50j	50.64	35.19	58.33	68.13	59
r75j	64.01	19.11	74.45	76.87	76
j00g	83.18	-3.93	97.56	97.64	92
j25g	66.73	-26.86	74.66	79.35	110
j50g	54.03	-43.42	57.07	71.71	127
j75g	44.73	-54.21	38.33	66.4	145
g00b	47.59	-44.11	14.14	46.33	162
g25b	49.97	-35.68	-6.03	36.19	190
g50b	51.85	-29.05	-21.88	36.38	217
g75b	46.92	-15.53	-32.37	35.92	244
b00r	37.91	1.15	-38.05	38.08	272
b25r	23.81	27.31	-46.96	54.33	300
b50r	29.52	62.07	-37.87	72.72	329
b75r	36.48	64.24	-3.31	64.33	357



Ein und Ausgabe: Farbmetrisches Drucker-Reflektiv-System FRS15_90aM für relativen CIELAB-Bunton $h^* = lab^*h^* = h_{ab}/360 = 145/360 = 0.402$ $u^* = j75g$

Daten für jede Farbe:

lab^*tch^* und lab^*icu^*

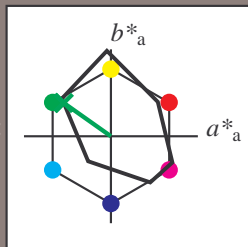
Elementar-Buntoncontext:

$u^* = j75g$

Kontrastreduzierungsfaktor:

$c_R = 0.9$

Dreiecks-Helligkeit t^*



FRS15_90aM; adaptierte CIELAB-Daten

	$L^*=L^*_a$	a^*_a	b^*_a	$C^*_{ab,a}$	$h^*_{ab,a}$
O _{Ma}	35.06	53.93	39.55	66.88	36
Y _{Ma}	83.77	-4.63	98.26	98.37	93
L _{Ma}	44.13	-56.32	43.36	71.09	142
C _{Ma}	52.66	-26.18	-28.74	38.89	228
V _{Ma}	14.15	45.22	-53.06	69.72	310
M _{Ma}	37.37	70.69	-30.1	76.83	337
N _{Ma}	15.0	0.0	0.0	0.0	0
W _{Ma}	90.0	0.0	0.0	0.0	0
R _{CIE}	39.92	58.74	27.99	65.07	25
J _{CIE}	81.26	-2.88	71.56	71.62	92
G _{CIE}	52.23	-42.41	13.6	44.55	162
B _{CIE}	30.57	1.41	-46.46	46.49	272

Daten für Maximalfarbe (Ma):

$LAB^*LAB^*Ma: 45 -53 38$

$LAB^*LCH^*Ma: 45 66 145$

$lab^*rgb^*Ma: 0.25 1.0 0.0$

$lab^*olv^*Ma: 0.0 1.0 0.07$

Dreiecks-Helligkeit t^*

%Umfang

$u^*_{rel} = 88$

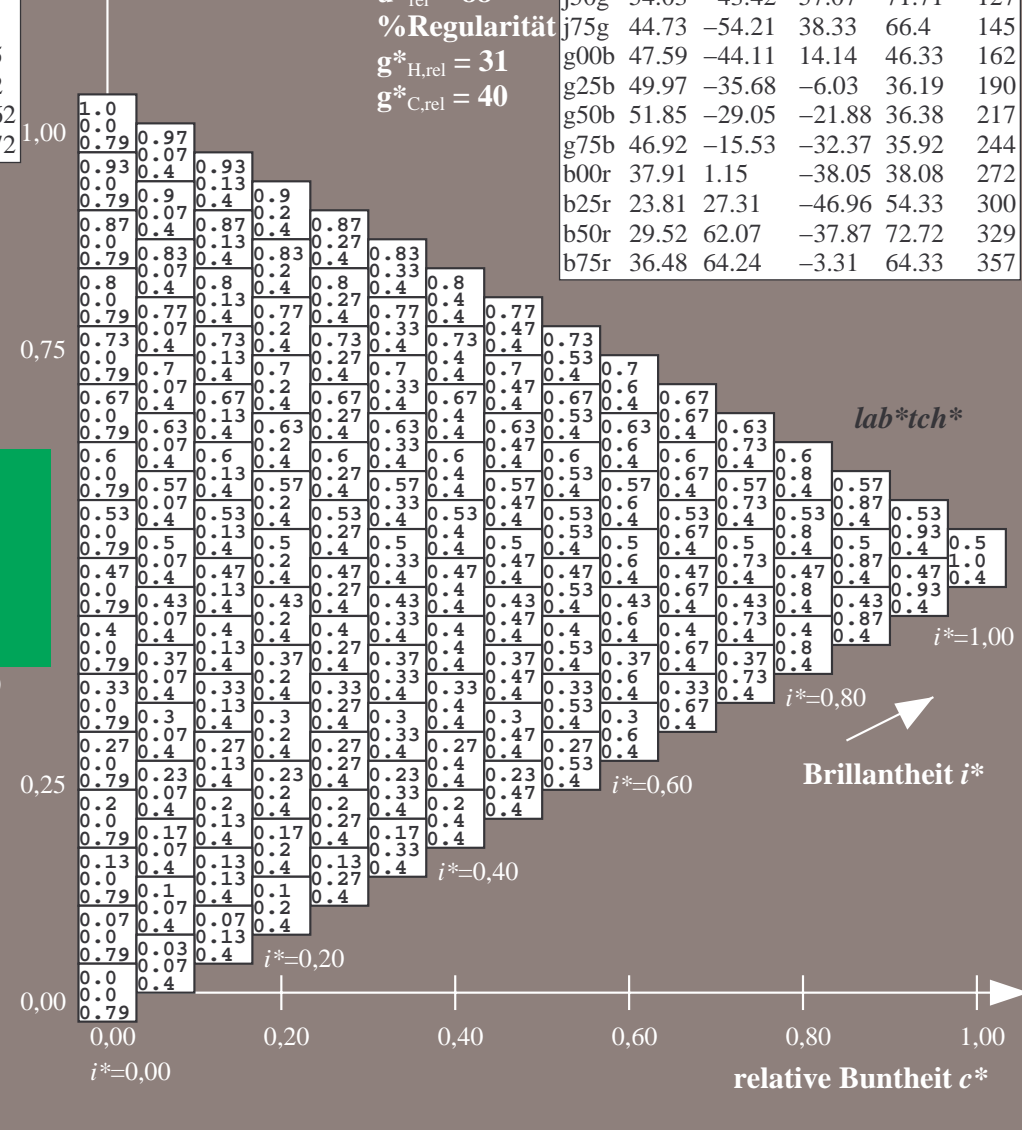
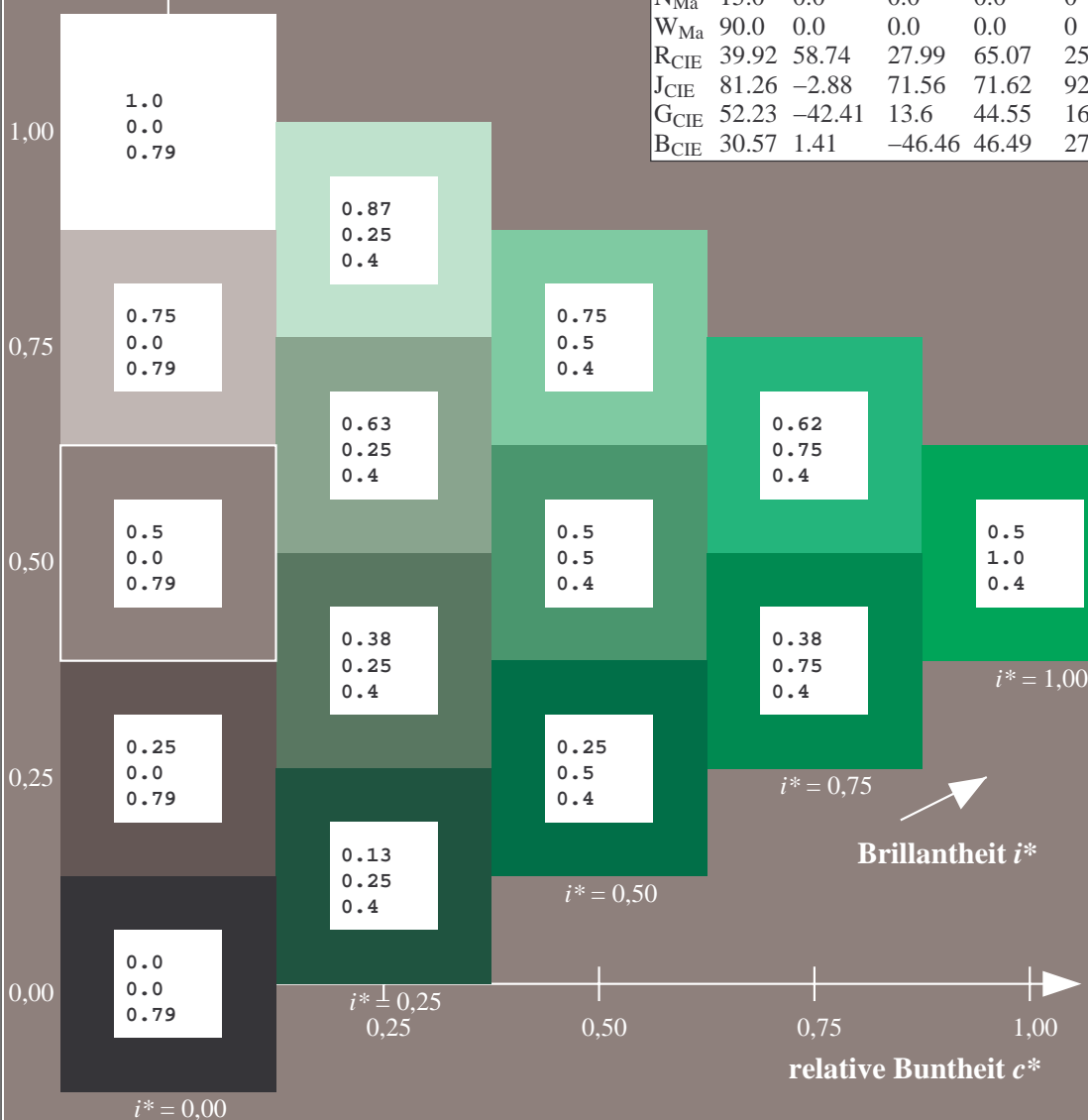
%Regularität

$g^*_{H,rel} = 31$

$g^*_{C,rel} = 40$

FRS15_90aM; adaptierte CIELAB-Daten

	$L^*=L^*_a$	a^*_a	b^*_a	$C^*_{ab,a}$	$h^*_{ab,a}$
r00j	35.47	56.92	27.12	63.05	25
r25j	39.12	49.04	44.45	66.19	42
r50j	50.64	35.19	58.33	68.13	59
r75j	64.01	19.11	74.45	76.87	76
j00g	83.18	-3.93	97.56	97.64	92
j25g	66.73	-26.86	74.66	79.35	110
j50g	54.03	-43.42	57.07	71.71	127
j75g	44.73	-54.21	38.33	66.4	145
g00b	47.59	-44.11	14.14	46.33	162
g25b	49.97	-35.68	-6.03	36.19	190
g50b	51.85	-29.05	-21.88	36.38	217
g75b	46.92	-15.53	-32.37	35.92	244
b00r	37.91	1.15	-38.05	38.08	272
b25r	23.81	27.31	-46.96	54.33	300
b50r	29.52	62.07	-37.87	72.72	329
b75r	36.48	64.24	-3.31	64.33	357



Daten für jede Farbe:

lab^*tch^* und lab^*icu^*

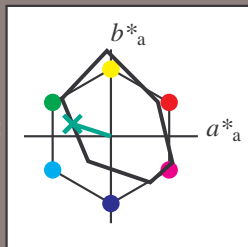
Elementar-Buntontext:

$u^* = g00b$

Kontrastreduzierungsfaktor:

$c_R = 0.9$

Dreiecks-Helligkeit t^*



FRS15_90aM; adaptierte CIELAB-Daten

	$L^*=L^*_a$	a^*_a	b^*_a	$C^*_{ab,a}$	$h^*_{ab,a}$
O _{Ma}	35.06	53.93	39.55	66.88	36
Y _{Ma}	83.77	-4.63	98.26	98.37	93
L _{Ma}	44.13	-56.32	43.36	71.09	142
C _{Ma}	52.66	-26.18	-28.74	38.89	228
V _{Ma}	14.15	45.22	-53.06	69.72	310
M _{Ma}	37.37	70.69	-30.1	76.83	337
N _{Ma}	15.0	0.0	0.0	0.0	0
W _{Ma}	90.0	0.0	0.0	0.0	0
R _{CIE}	39.92	58.74	27.99	65.07	25
J _{CIE}	81.26	-2.88	71.56	71.62	92
G _{CIE}	52.23	-42.41	13.6	44.55	162
B _{CIE}	30.57	1.41	-46.46	46.49	272

Daten für Maximalfarbe (Ma):

$LAB^*LAB^*Ma: 48 -43 14$

$LAB^*LCH^*Ma: 48 46 162$

$lab^*rgb^*Ma: 0.0 1.0 0.0$

$lab^*olv^*Ma: 0.0 1.0 0.41$

Dreiecks-Helligkeit t^*

%Umfang

$u^*_{rel} = 88$

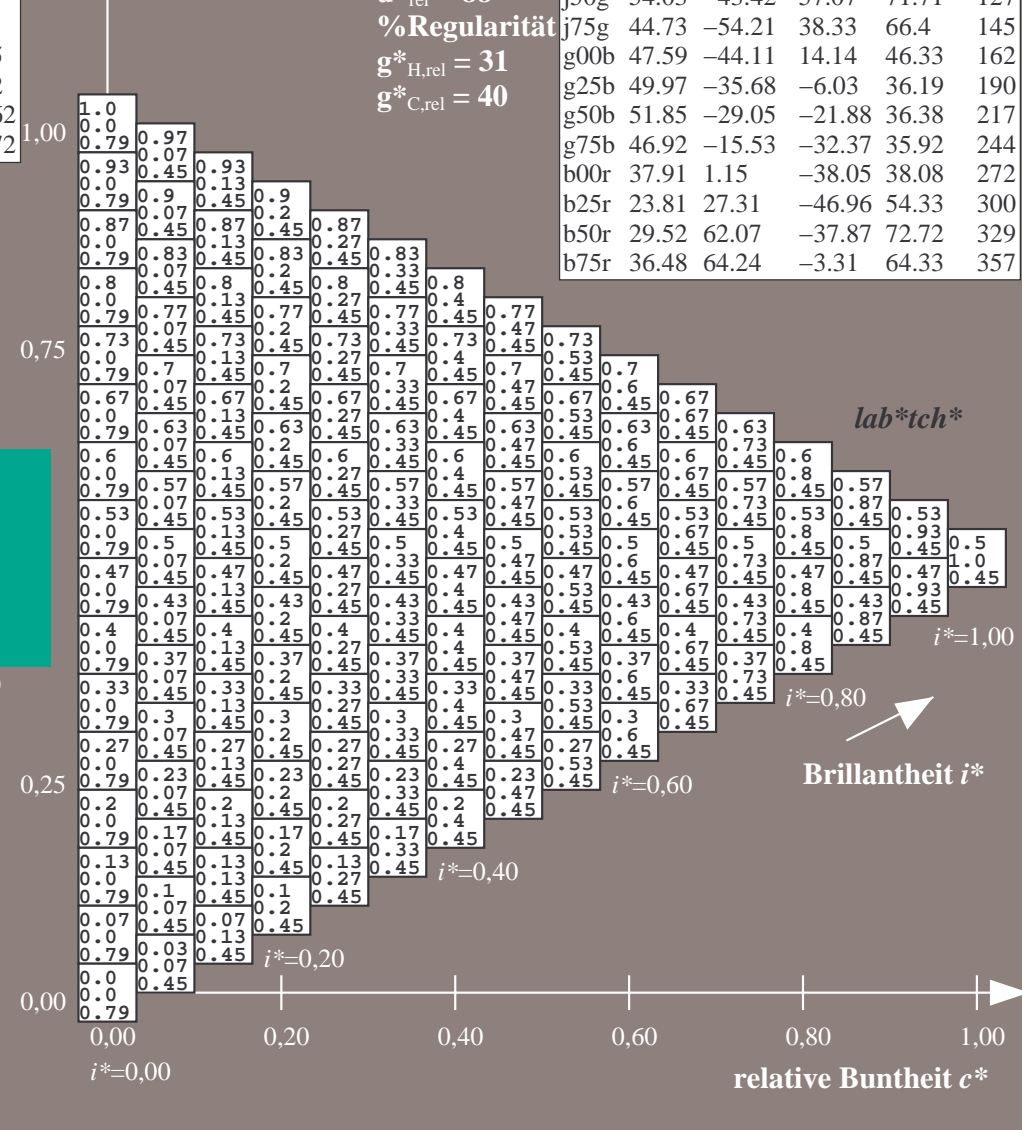
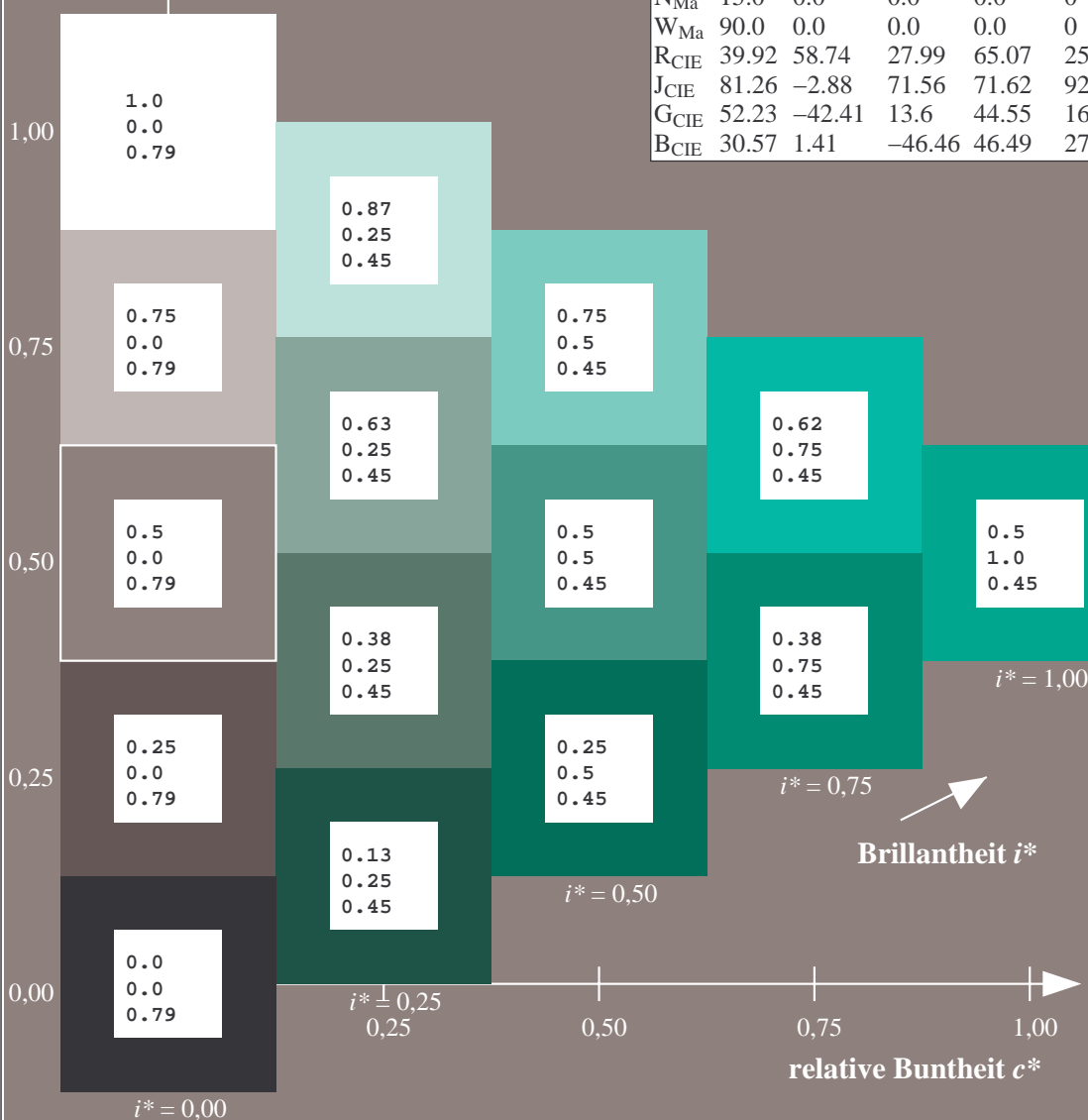
%Regularität

$g^*_{H,rel} = 31$

$g^*_{C,rel} = 40$

FRS15_90aM; adaptierte CIELAB-Daten

	$L^*=L^*_a$	a^*_a	b^*_a	$C^*_{ab,a}$	$h^*_{ab,a}$
r00j	35.47	56.92	27.12	63.05	25
r25j	39.12	49.04	44.45	66.19	42
r50j	50.64	35.19	58.33	68.13	59
r75j	64.01	19.11	74.45	76.87	76
j00g	83.18	-3.93	97.56	97.64	92
j25g	66.73	-26.86	74.66	79.35	110
j50g	54.03	-43.42	57.07	71.71	127
j75g	44.73	-54.21	38.33	66.4	145
g00b	47.59	-44.11	14.14	46.33	162
g25b	49.97	-35.68	-6.03	36.19	190
g50b	51.85	-29.05	-21.88	36.38	217
g75b	46.92	-15.53	-32.37	35.92	244
b00r	37.91	1.15	-38.05	38.08	272
b25r	23.81	27.31	-46.96	54.33	300
b50r	29.52	62.07	-37.87	72.72	329
b75r	36.48	64.24	-3.31	64.33	357



Daten für jede Farbe:

lab^*tch^* und lab^*icu^*

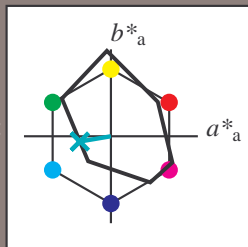
Elementar-Buntontext:

$u^* = g25b$

Kontrastreduzierungsfaktor:

$c_R = 0.9$

Dreiecks-Helligkeit t^*



FRS15_90aM; adaptierte CIELAB-Daten

	$L^*=L^*_a$	a^*_a	b^*_a	$C^*_{ab,a}$	$h^*_{ab,a}$
O _{Ma}	35.06	53.93	39.55	66.88	36
Y _{Ma}	83.77	-4.63	98.26	98.37	93
L _{Ma}	44.13	-56.32	43.36	71.09	142
C _{Ma}	52.66	-26.18	-28.74	38.89	228
V _{Ma}	14.15	45.22	-53.06	69.72	310
M _{Ma}	37.37	70.69	-30.1	76.83	337
N _{Ma}	15.0	0.0	0.0	0.0	0
W _{Ma}	90.0	0.0	0.0	0.0	0
R _{CIE}	39.92	58.74	27.99	65.07	25
J _{CIE}	81.26	-2.88	71.56	71.62	92
G _{CIE}	52.23	-42.41	13.6	44.55	162
B _{CIE}	30.57	1.41	-46.46	46.49	272

Daten für Maximalfarbe (Ma):

$LAB^*LAB^*_{Ma}: 50 \ -35 \ -5$

$LAB^*LCH^*_{Ma}: 50 \ 36 \ 190$

$lab^*rgb^*_{Ma}: 0.0 \ 1.0 \ 0.5$

$lab^*olv^*_{Ma}: 0.0 \ 1.0 \ 0.69$

Dreiecks-Helligkeit t^*

%Umfang

$u^*_{rel} = 88$

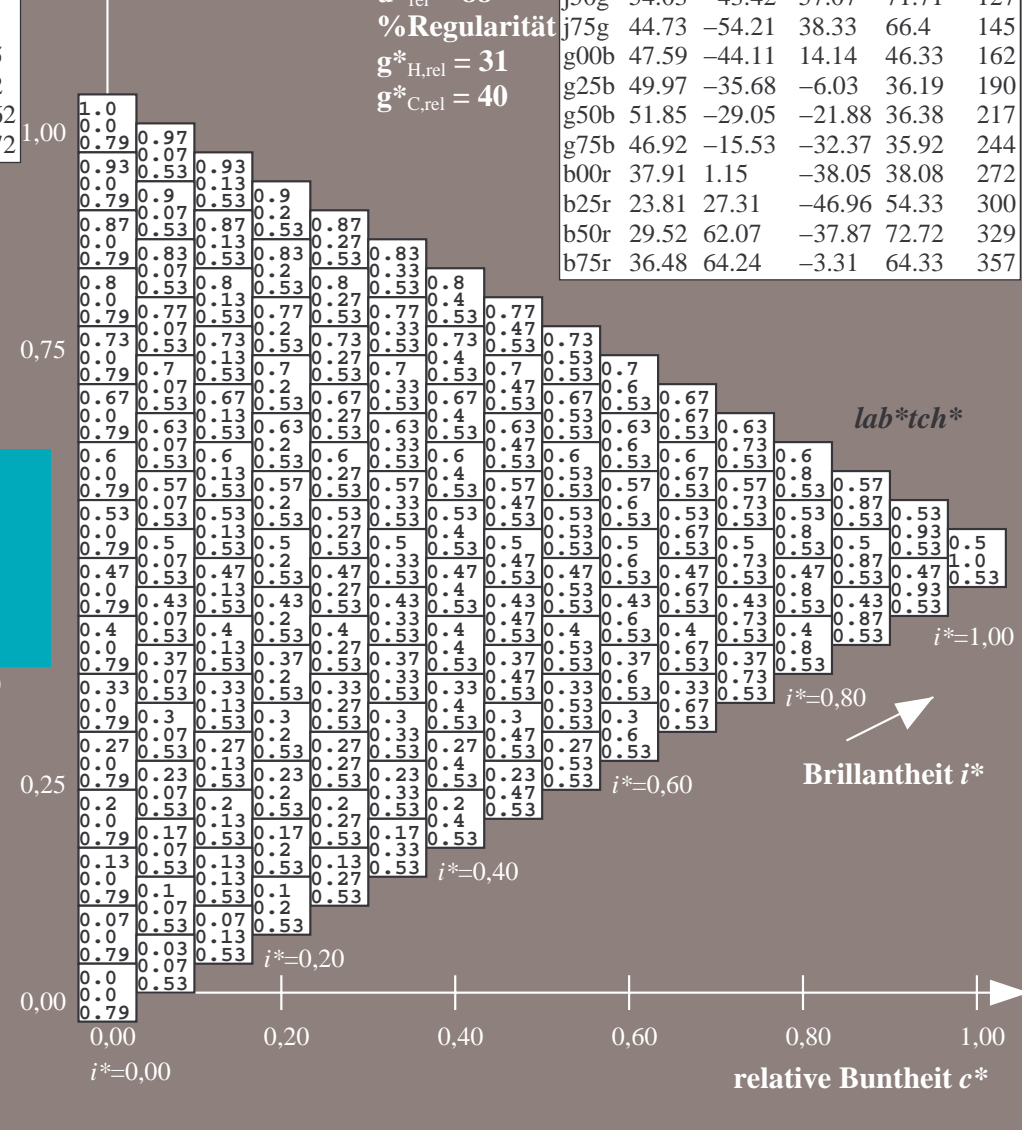
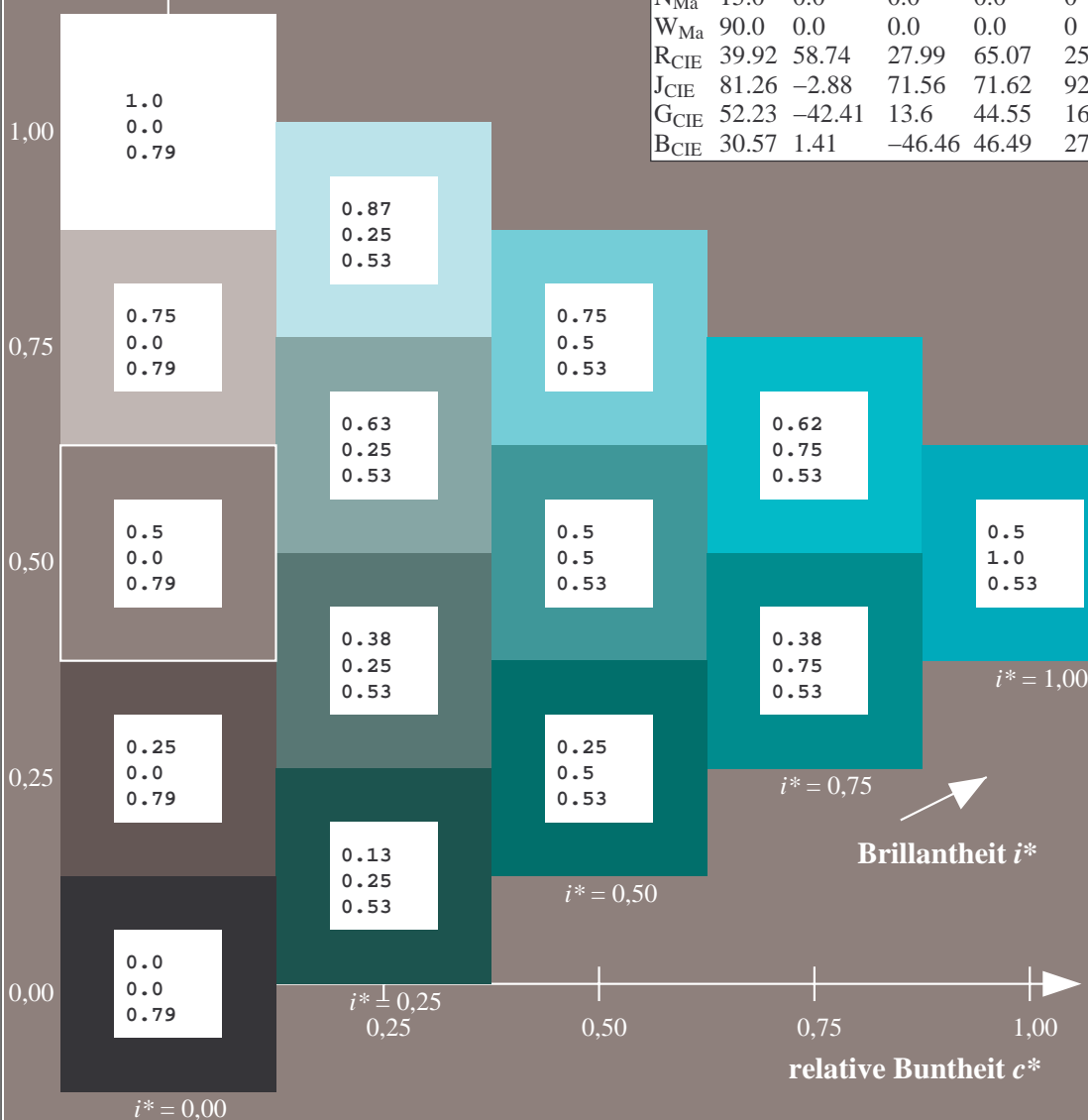
%Regularität

$g^*_{H,rel} = 31$

$g^*_{C,rel} = 40$

FRS15_90aM; adaptierte CIELAB-Daten

	$L^*=L^*_a$	a^*_a	b^*_a	$C^*_{ab,a}$	$h^*_{ab,a}$
r00j	35.47	56.92	27.12	63.05	25
r25j	39.12	49.04	44.45	66.19	42
r50j	50.64	35.19	58.33	68.13	59
r75j	64.01	19.11	74.45	76.87	76
j00g	83.18	-3.93	97.56	97.64	92
j25g	66.73	-26.86	74.66	79.35	110
j50g	54.03	-43.42	57.07	71.71	127
j75g	44.73	-54.21	38.33	66.4	145
g00b	47.59	-44.11	14.14	46.33	162
g25b	49.97	-35.68	-6.03	36.19	190
g50b	51.85	-29.05	-21.88	36.38	217
g75b	46.92	-15.53	-32.37	35.92	244
b00r	37.91	1.15	-38.05	38.08	272
b25r	23.81	27.31	-46.96	54.33	300
b50r	29.52	62.07	-37.87	72.72	329
b75r	36.48	64.24	-3.31	64.33	357



Daten für jede Farbe:

lab^*tch^* und lab^*icu^*

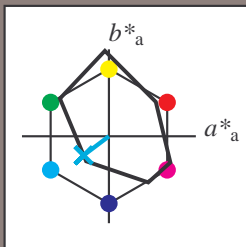
Elementar-Bunntext:

$u^* = g50b$

Kontrastreduzierungsfaktor:

$c_R = 0.9$

Dreiecks-Helligkeit t^*



FRS15_90aM; adaptierte CIELAB-Daten

	$L^*=L^*_a$	a^*_a	b^*_a	$C^*_{ab,a}$	$h^*_{ab,a}$
O _{Ma}	35.06	53.93	39.55	66.88	36
Y _{Ma}	83.77	-4.63	98.26	98.37	93
L _{Ma}	44.13	-56.32	43.36	71.09	142
C _{Ma}	52.66	-26.18	-28.74	38.89	228
V _{Ma}	14.15	45.22	-53.06	69.72	310
M _{Ma}	37.37	70.69	-30.1	76.83	337
N _{Ma}	15.0	0.0	0.0	0.0	0
W _{Ma}	90.0	0.0	0.0	0.0	0
R _{CIE}	39.92	58.74	27.99	65.07	25
J _{CIE}	81.26	-2.88	71.56	71.62	92
G _{CIE}	52.23	-42.41	13.6	44.55	162
B _{CIE}	30.57	1.41	-46.46	46.49	272

Daten für Maximalfarbe (Ma):

$LAB^*LAB^*_{Ma}$: 52 -28 -21

$LAB^*LCH^*_{Ma}$: 52 36 217

$lab^*rgb^*_{Ma}$: 0.0 1.0 1.0

$lab^*olv^*_{Ma}$: 0.0 1.0 0.9

Dreiecks-Helligkeit t^*

%Umfang

$u^*_{rel} = 88$

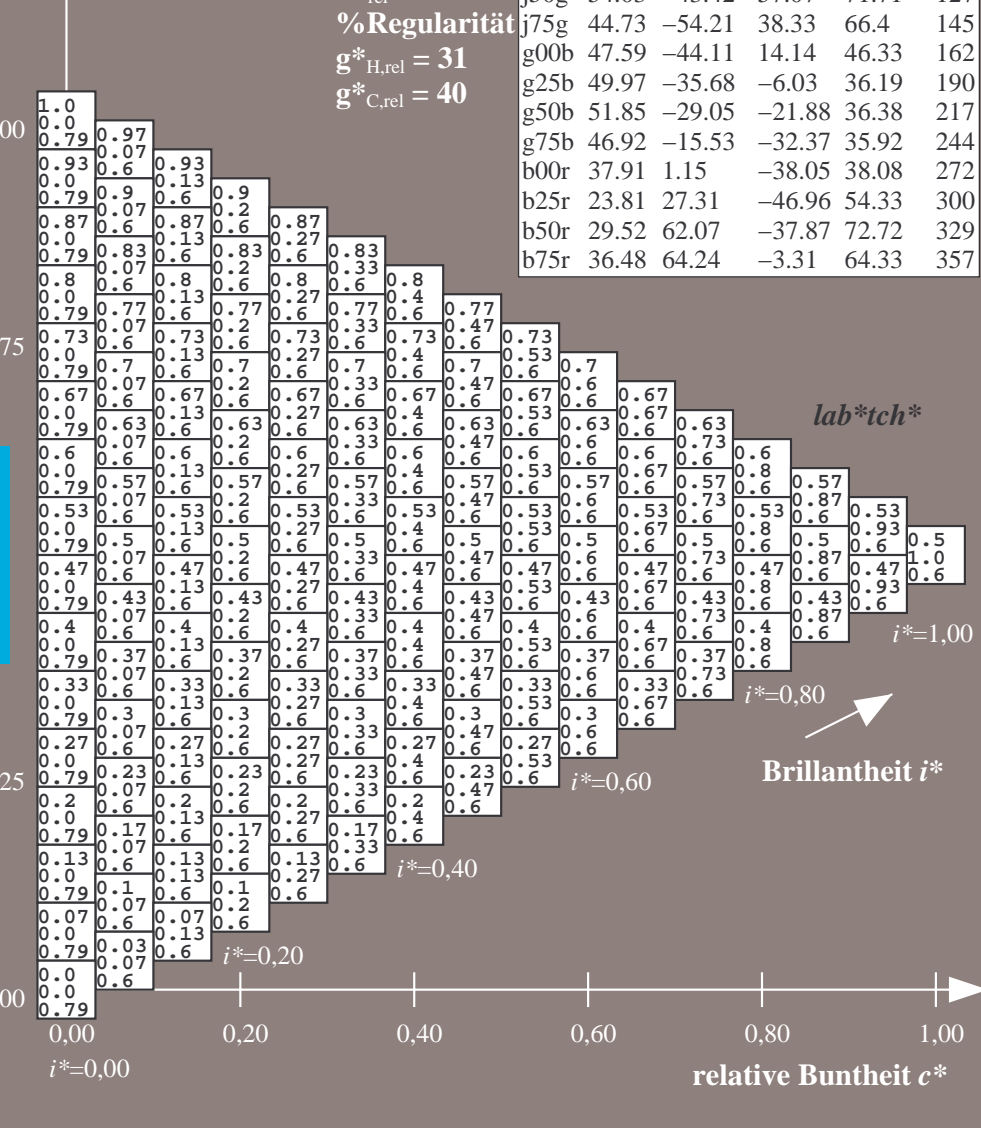
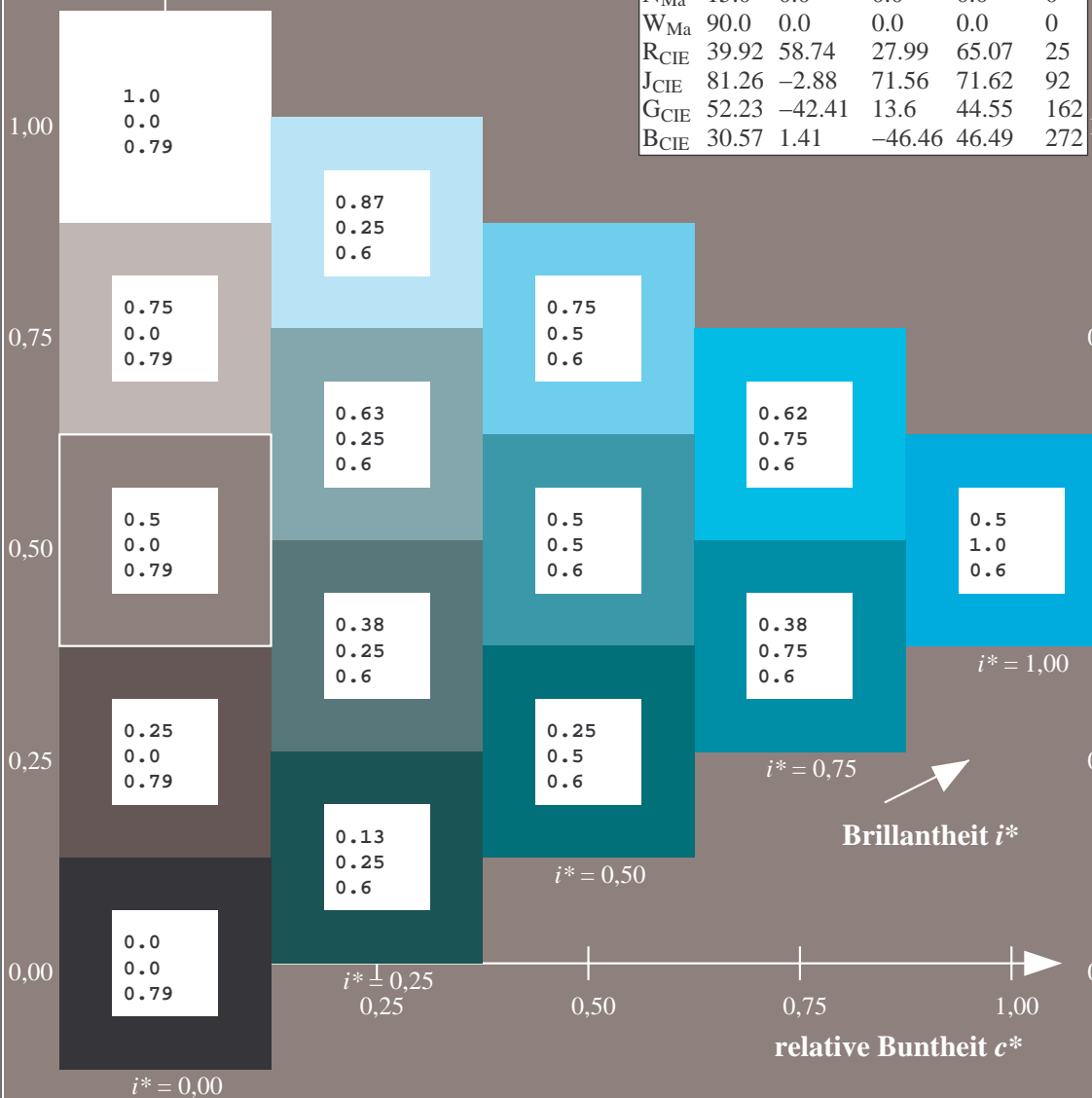
%Regularität

$g^*_{H,rel} = 31$

$g^*_{C,rel} = 40$

FRS15_90aM; adaptierte CIELAB-Daten

	$L^*=L^*_a$	a^*_a	b^*_a	$C^*_{ab,a}$	$h^*_{ab,a}$
r00j	35.47	56.92	27.12	63.05	25
r25j	39.12	49.04	44.45	66.19	42
r50j	50.64	35.19	58.33	68.13	59
r75j	64.01	19.11	74.45	76.87	76
j00g	83.18	-3.93	97.56	97.64	92
j25g	66.73	-26.86	74.66	79.35	110
j50g	54.03	-43.42	57.07	71.71	127
j75g	44.73	-54.21	38.33	66.4	145
g00b	47.59	-44.11	14.14	46.33	162
g25b	49.97	-35.68	-6.03	36.19	190
g50b	51.85	-29.05	-21.88	36.38	217
g75b	46.92	-15.53	-32.37	35.92	244
b00r	37.91	1.15	-38.05	38.08	272
b25r	23.81	27.31	-46.96	54.33	300
b50r	29.52	62.07	-37.87	72.72	329
b75r	36.48	64.24	-3.31	64.33	357



Daten für jede Farbe:

lab^*tch^* und lab^*icu^*

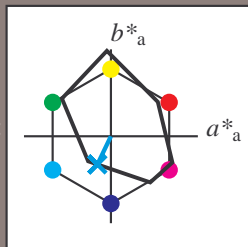
Elementar-Buntontext:

$u^* = g75b$

Kontrastreduzierungsfaktor:

$c_R = 0.9$

Dreiecks-Helligkeit t^*



FRS15_90aM; adaptierte CIELAB-Daten

	$L^*=L^*_a$	a^*_a	b^*_a	$C^*_{ab,a}$	$h^*_{ab,a}$
O _{Ma}	35.06	53.93	39.55	66.88	36
Y _{Ma}	83.77	-4.63	98.26	98.37	93
L _{Ma}	44.13	-56.32	43.36	71.09	142
C _{Ma}	52.66	-26.18	-28.74	38.89	228
V _{Ma}	14.15	45.22	-53.06	69.72	310
M _{Ma}	37.37	70.69	-30.1	76.83	337
N _{Ma}	15.0	0.0	0.0	0.0	0
W _{Ma}	90.0	0.0	0.0	0.0	0
R _{CIE}	39.92	58.74	27.99	65.07	25
J _{CIE}	81.26	-2.88	71.56	71.62	92
G _{CIE}	52.23	-42.41	13.6	44.55	162
B _{CIE}	30.57	1.41	-46.46	46.49	272

Daten für Maximalfarbe (Ma):

$LAB^*LAB^*_{Ma}$: 47 -15 -31

$LAB^*LCH^*_{Ma}$: 47 36 244

$lab^*rgb^*_{Ma}$: 0.0 0.5 1.0

$lab^*olv^*_{Ma}$: 0.0 0.85 1.0

Dreiecks-Helligkeit t^*

%Umfang

$u^*_{rel} = 88$

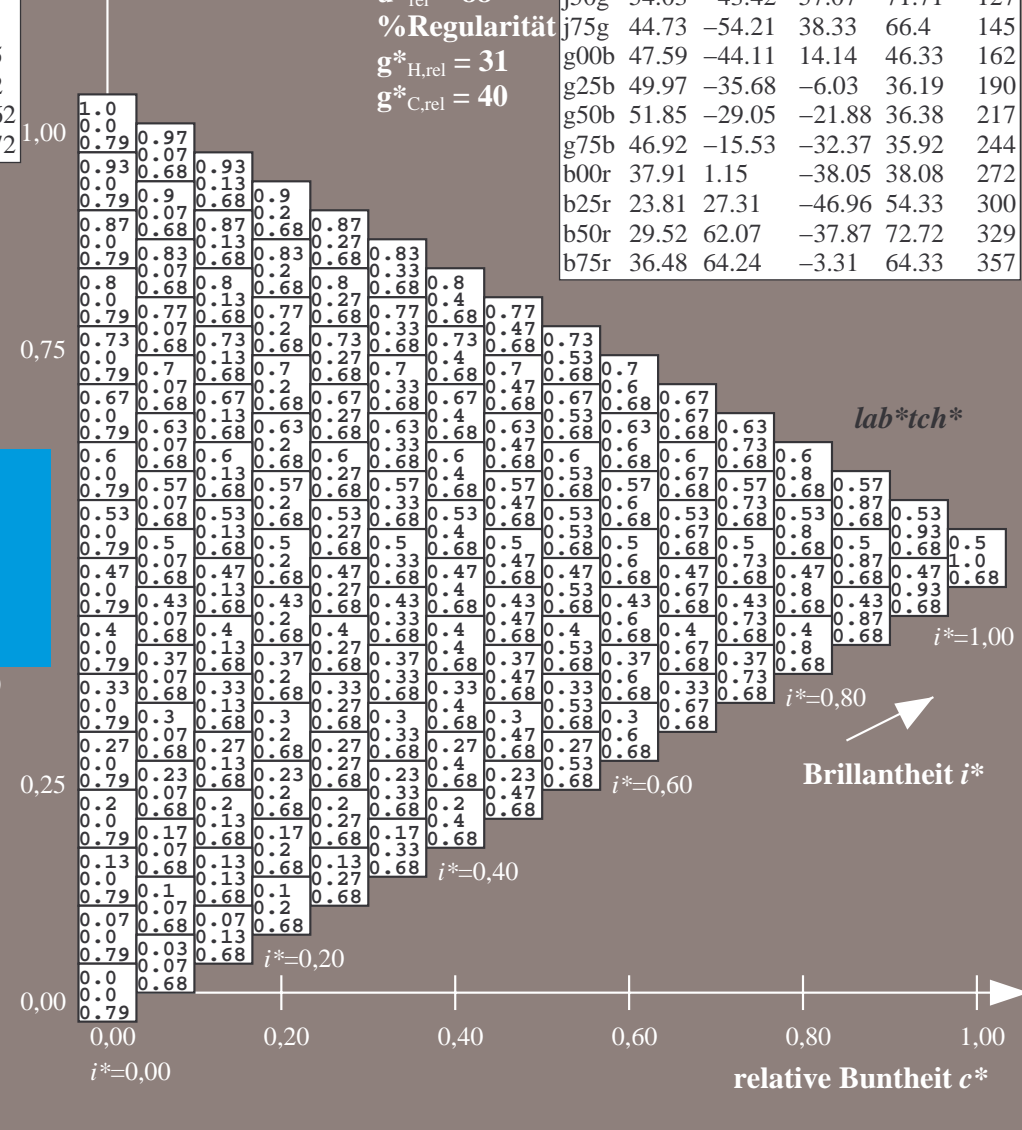
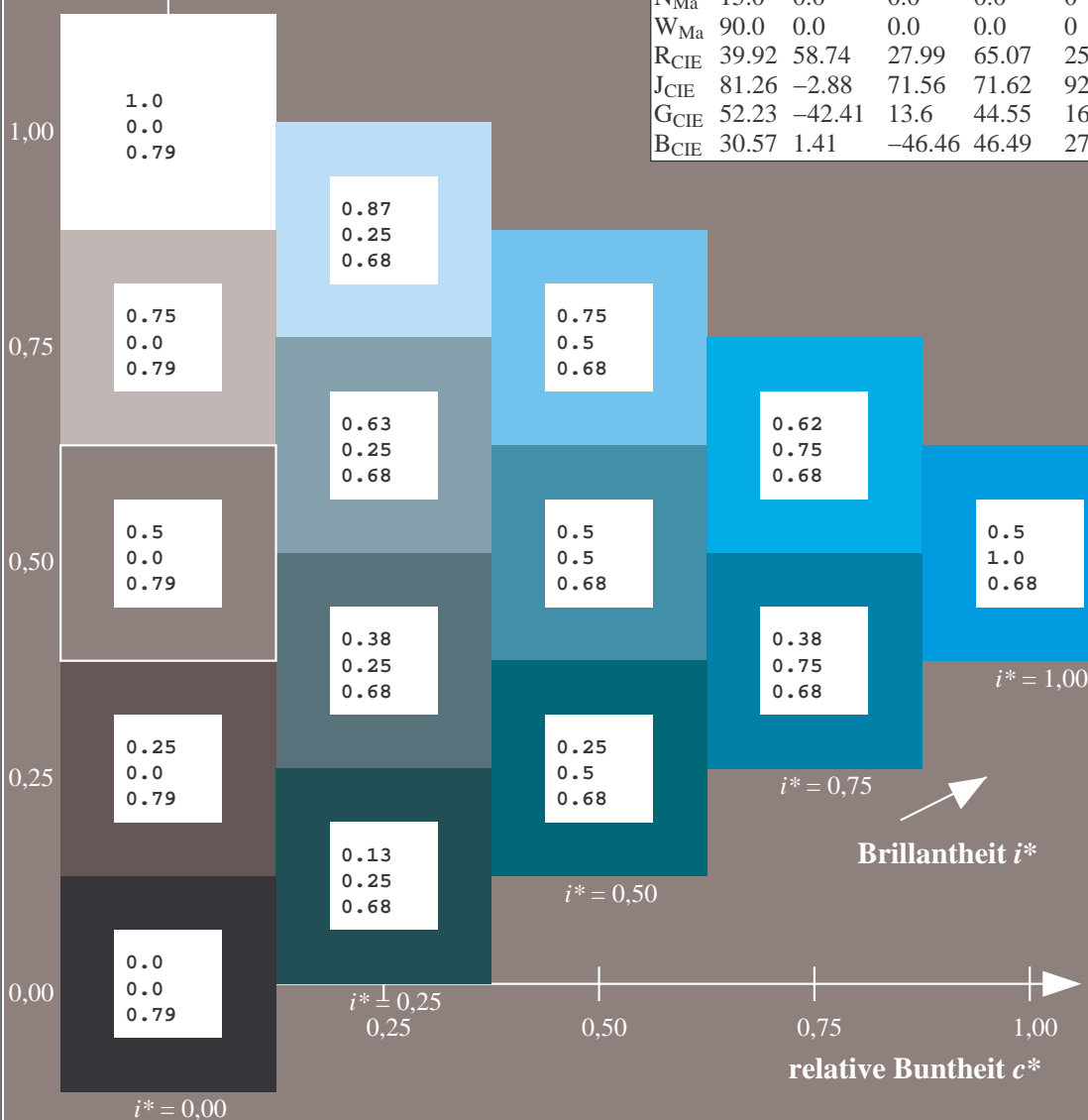
%Regularität

$g^*_{H,rel} = 31$

$g^*_{C,rel} = 40$

FRS15_90aM; adaptierte CIELAB-Daten

	$L^*=L^*_a$	a^*_a	b^*_a	$C^*_{ab,a}$	$h^*_{ab,a}$
r00j	35.47	56.92	27.12	63.05	25
r25j	39.12	49.04	44.45	66.19	42
r50j	50.64	35.19	58.33	68.13	59
r75j	64.01	19.11	74.45	76.87	76
j00g	83.18	-3.93	97.56	97.64	92
j25g	66.73	-26.86	74.66	79.35	110
j50g	54.03	-43.42	57.07	71.71	127
j75g	44.73	-54.21	38.33	66.4	145
g00b	47.59	-44.11	14.14	46.33	162
g25b	49.97	-35.68	-6.03	36.19	190
g50b	51.85	-29.05	-21.88	36.38	217
g75b	46.92	-15.53	-32.37	35.92	244
b00r	37.91	1.15	-38.05	38.08	272
b25r	23.81	27.31	-46.96	54.33	300
b50r	29.52	62.07	-37.87	72.72	329
b75r	36.48	64.24	-3.31	64.33	357



Daten für jede Farbe:

lab^*tch^* und lab^*icu^*

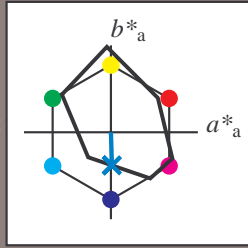
Elementar-Buntontext:

$u^* = b00r$

Kontrastreduzierungsfaktor:

$c_R = 0.9$

Dreiecks-Helligkeit t^*



FRS15_90aM; adaptierte CIELAB-Daten

	$L^*=L^*_a$	a^*_a	b^*_a	$C^*_{ab,a}$	$h^*_{ab,a}$
O _{Ma}	35.06	53.93	39.55	66.88	36
Y _{Ma}	83.77	-4.63	98.26	98.37	93
L _{Ma}	44.13	-56.32	43.36	71.09	142
C _{Ma}	52.66	-26.18	-28.74	38.89	228
V _{Ma}	14.15	45.22	-53.06	69.72	310
M _{Ma}	37.37	70.69	-30.1	76.83	337
N _{Ma}	15.0	0.0	0.0	0.0	0
W _{Ma}	90.0	0.0	0.0	0.0	0
R _{CIE}	39.92	58.74	27.99	65.07	25
J _{CIE}	81.26	-2.88	71.56	71.62	92
G _{CIE}	52.23	-42.41	13.6	44.55	162
B _{CIE}	30.57	1.41	-46.46	46.49	272

Daten für Maximalfarbe (Ma):

$LAB^*LAB^*_{Ma}$: 38 1 -37

$LAB^*LCH^*_{Ma}$: 38 38 272

$lab^*rgb^*_{Ma}$: 0.0 0.0 1.0

$lab^*olv^*_{Ma}$: 0.0 0.62 1.0

Dreiecks-Helligkeit t^*

%Umfang

$u^*_{rel} = 88$

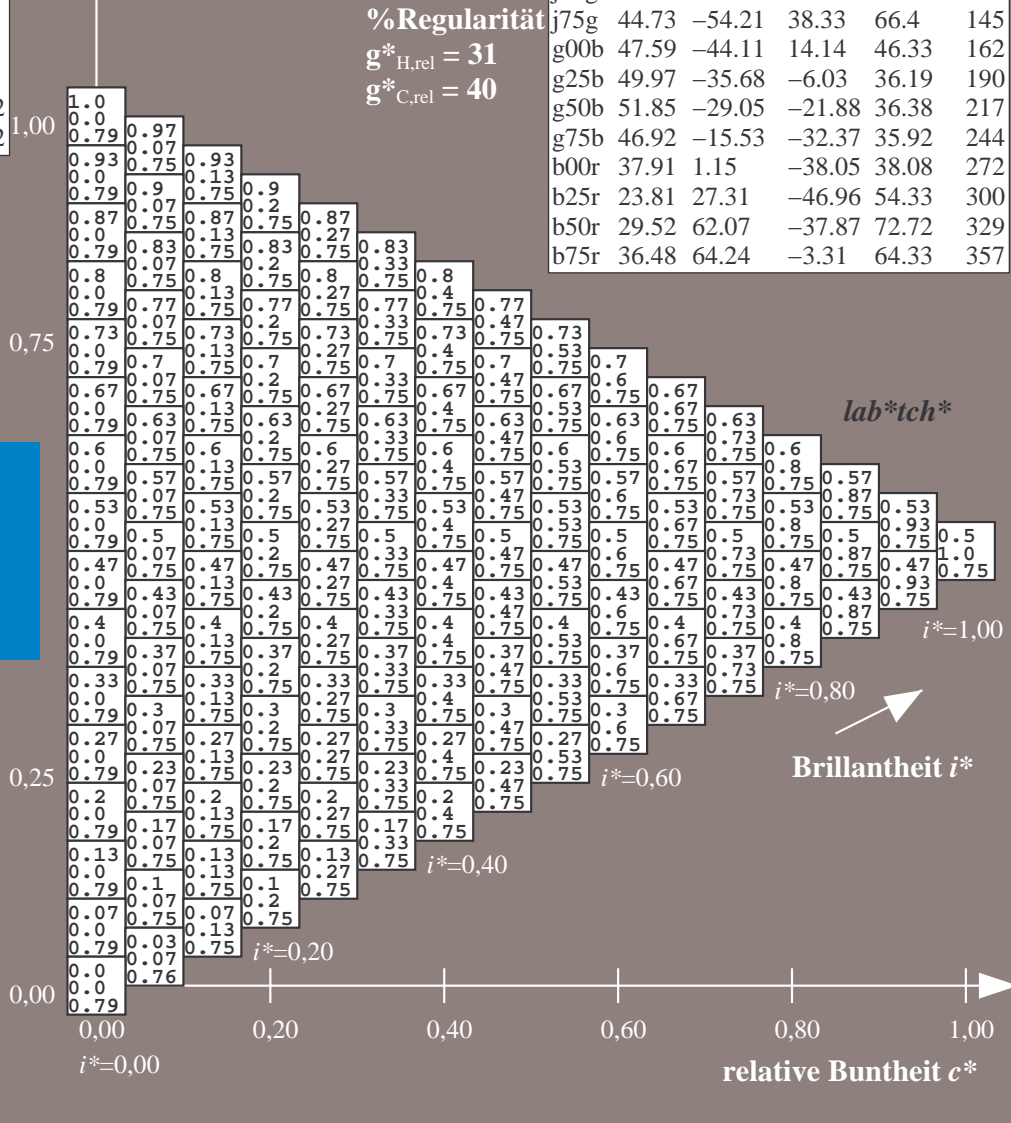
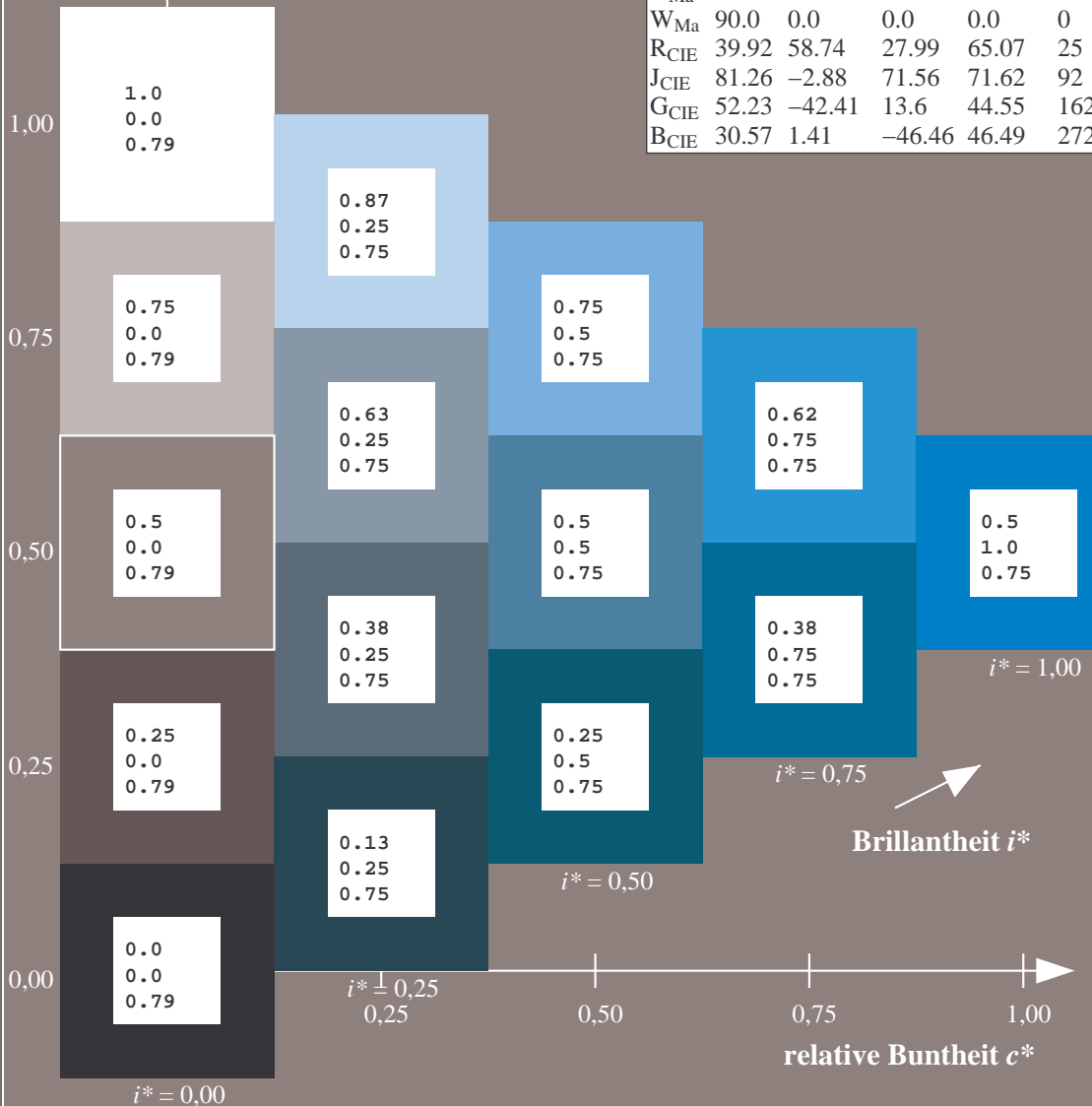
%Regularität

$g^*_{H,rel} = 31$

$g^*_{C,rel} = 40$

FRS15_90aM; adaptierte CIELAB-Daten

	$L^*=L^*_a$	a^*_a	b^*_a	$C^*_{ab,a}$	$h^*_{ab,a}$
r00j	35.47	56.92	27.12	63.05	25
r25j	39.12	49.04	44.45	66.19	42
r50j	50.64	35.19	58.33	68.13	59
r75j	64.01	19.11	74.45	76.87	76
j00g	83.18	-3.93	97.56	97.64	92
j25g	66.73	-26.86	74.66	79.35	110
j50g	54.03	-43.42	57.07	71.71	127
j75g	44.73	-54.21	38.33	66.4	145
g00b	47.59	-44.11	14.14	46.33	162
g25b	49.97	-35.68	-6.03	36.19	190
g50b	51.85	-29.05	-21.88	36.38	217
g75b	46.92	-15.53	-32.37	35.92	244
b00r	37.91	1.15	-38.05	38.08	272
b25r	23.81	27.31	-46.96	54.33	300
b50r	29.52	62.07	-37.87	72.72	329
b75r	36.48	64.24	-3.31	64.33	357



Daten für jede Farbe:

lab^*tch^* und lab^*icu^*

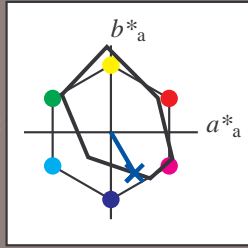
Elementar-Buntontext:

$u^* = b25r$

Kontrastreduzierungsfaktor:

$c_R = 0.9$

Dreiecks-Helligkeit t^*



FRS15_90aM; adaptierte CIELAB-Daten

	$L^*=L^*_a$	a^*_a	b^*_a	$C^*_{ab,a}$	$h^*_{ab,a}$
O _{Ma}	35.06	53.93	39.55	66.88	36
Y _{Ma}	83.77	-4.63	98.26	98.37	93
L _{Ma}	44.13	-56.32	43.36	71.09	142
C _{Ma}	52.66	-26.18	-28.74	38.89	228
V _{Ma}	14.15	45.22	-53.06	69.72	310
M _{Ma}	37.37	70.69	-30.1	76.83	337
N _{Ma}	15.0	0.0	0.0	0.0	0
W _{Ma}	90.0	0.0	0.0	0.0	0
R _{CIE}	39.92	58.74	27.99	65.07	25
J _{CIE}	81.26	-2.88	71.56	71.62	92
G _{CIE}	52.23	-42.41	13.6	44.55	162
B _{CIE}	30.57	1.41	-46.46	46.49	272

Daten für Maximalfarbe (Ma):

$LAB^*LAB^*_{Ma}$: 24 27 -46

$LAB^*LCH^*_{Ma}$: 24 54 300

$lab^*rgb^*_{Ma}$: 0.5 0.0 1.0

$lab^*olv^*_{Ma}$: 0.0 0.25 1.0

Dreiecks-Helligkeit t^*

%Umfang

$u^*_{rel} = 88$

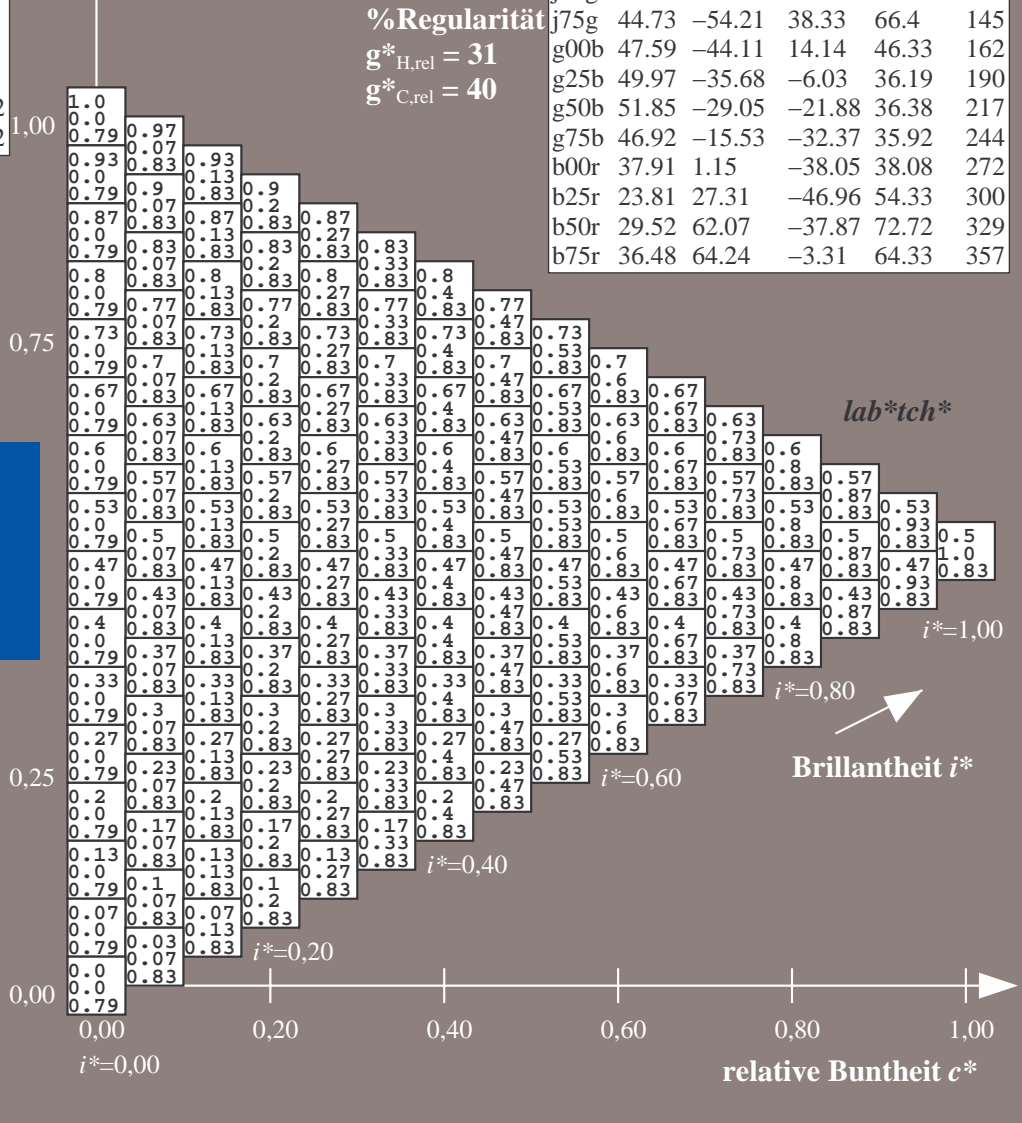
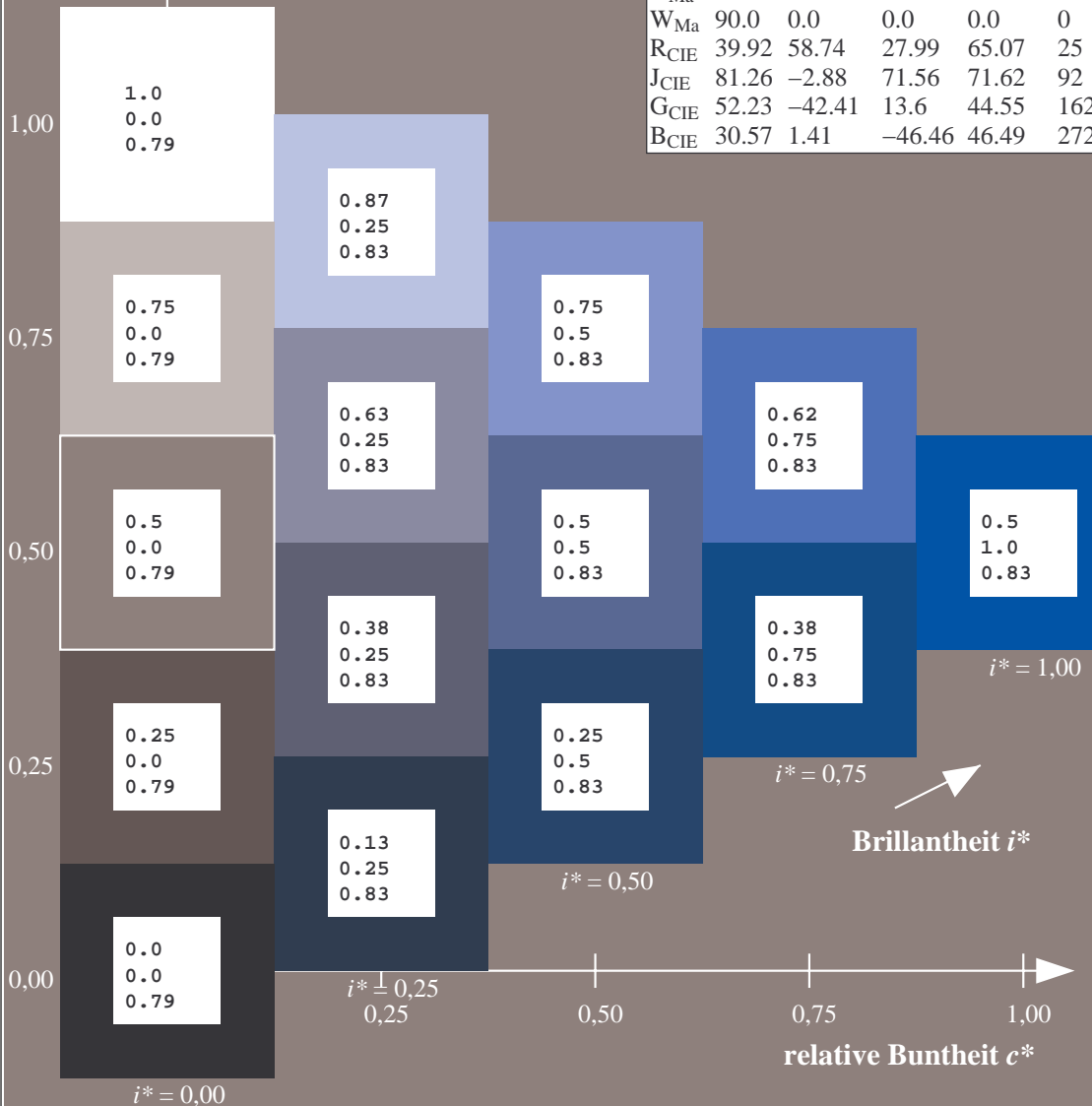
%Regularität

$g^*_{H,rel} = 31$

$g^*_{C,rel} = 40$

FRS15_90aM; adaptierte CIELAB-Daten

	$L^*=L^*_a$	a^*_a	b^*_a	$C^*_{ab,a}$	$h^*_{ab,a}$
r00j	35.47	56.92	27.12	63.05	25
r25j	39.12	49.04	44.45	66.19	42
r50j	50.64	35.19	58.33	68.13	59
r75j	64.01	19.11	74.45	76.87	76
j00g	83.18	-3.93	97.56	97.64	92
j25g	66.73	-26.86	74.66	79.35	110
j50g	54.03	-43.42	57.07	71.71	127
j75g	44.73	-54.21	38.33	66.4	145
g00b	47.59	-44.11	14.14	46.33	162
g25b	49.97	-35.68	-6.03	36.19	190
g50b	51.85	-29.05	-21.88	36.38	217
g75b	46.92	-15.53	-32.37	35.92	244
b00r	37.91	1.15	-38.05	38.08	272
b25r	23.81	27.31	-46.96	54.33	300
b50r	29.52	62.07	-37.87	72.72	329
b75r	36.48	64.24	-3.31	64.33	357



Daten für jede Farbe:

lab^*tch^* und lab^*icu^*

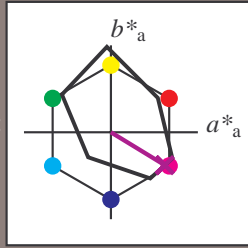
Elementar-Buntontext:

$u^* = b50r$

Kontrastreduzierungsfaktor:

$c_R = 0,9$

Dreiecks-Helligkeit t^*



FRS15_90aM; adaptierte CIELAB-Daten

	$L^*=L^*_a$	a^*_a	b^*_a	$C^*_{ab,a}$	$h^*_{ab,a}$
O _{Ma}	35.06	53.93	39.55	66.88	36
Y _{Ma}	83.77	-4.63	98.26	98.37	93
L _{Ma}	44.13	-56.32	43.36	71.09	142
C _{Ma}	52.66	-26.18	-28.74	38.89	228
V _{Ma}	14.15	45.22	-53.06	69.72	310
M _{Ma}	37.37	70.69	-30.1	76.83	337
N _{Ma}	15.0	0.0	0.0	0.0	0
W _{Ma}	90.0	0.0	0.0	0.0	0
R _{CIE}	39.92	58.74	27.99	65.07	25
J _{CIE}	81.26	-2.88	71.56	71.62	92
G _{CIE}	52.23	-42.41	13.6	44.55	162
B _{CIE}	30.57	1.41	-46.46	46.49	272

Daten für Maximalfarbe (Ma):

$LAB^*LAB^*_{Ma}$: 30 62 -37

$LAB^*LCH^*_{Ma}$: 30 73 329

$lab^*rgb^*_{Ma}$: 1.0 0.0 1.0

$lab^*olv^*_{Ma}$: 0.66 0.0 1.0

Dreiecks-Helligkeit t^*

%Umfang

$u^*_{rel} = 88$

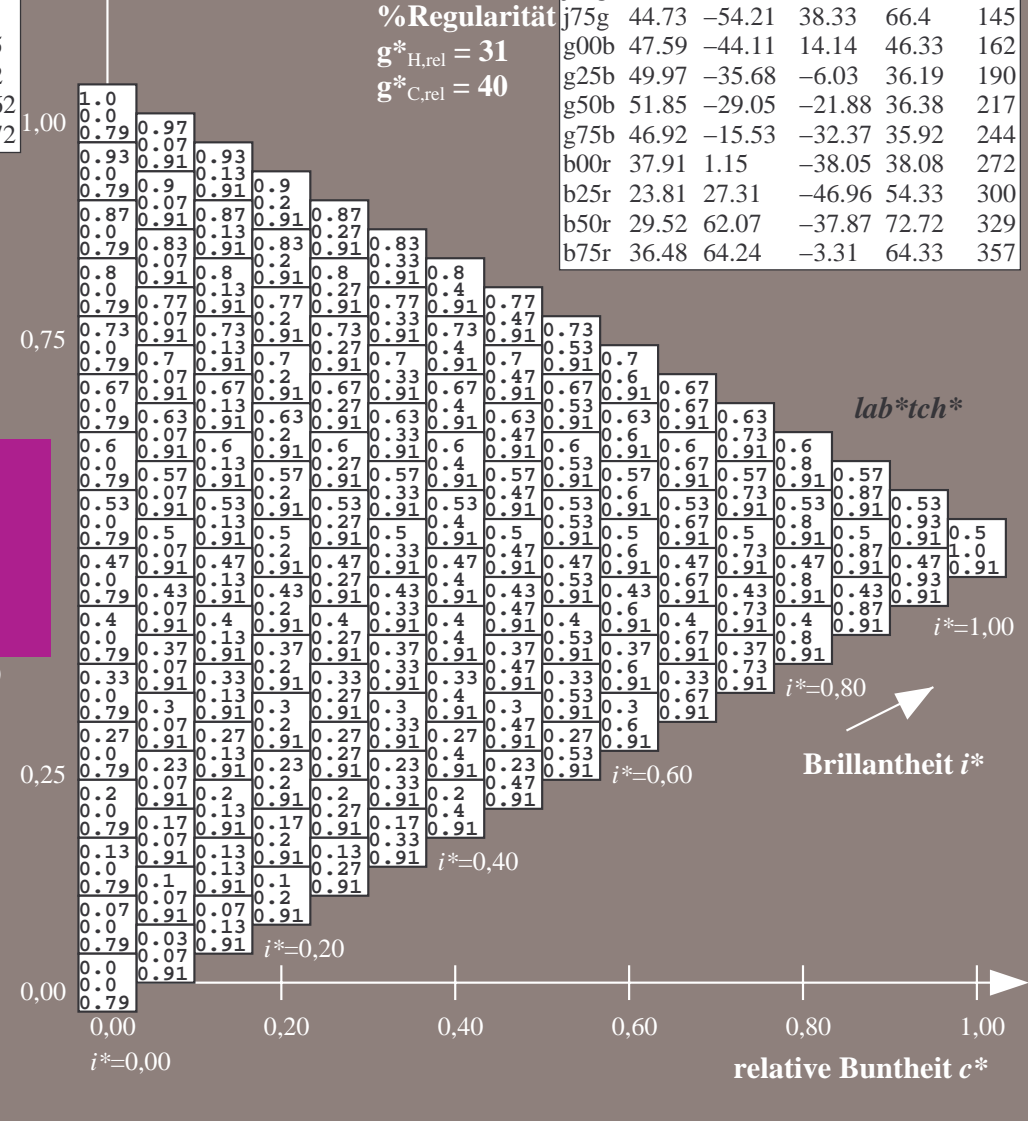
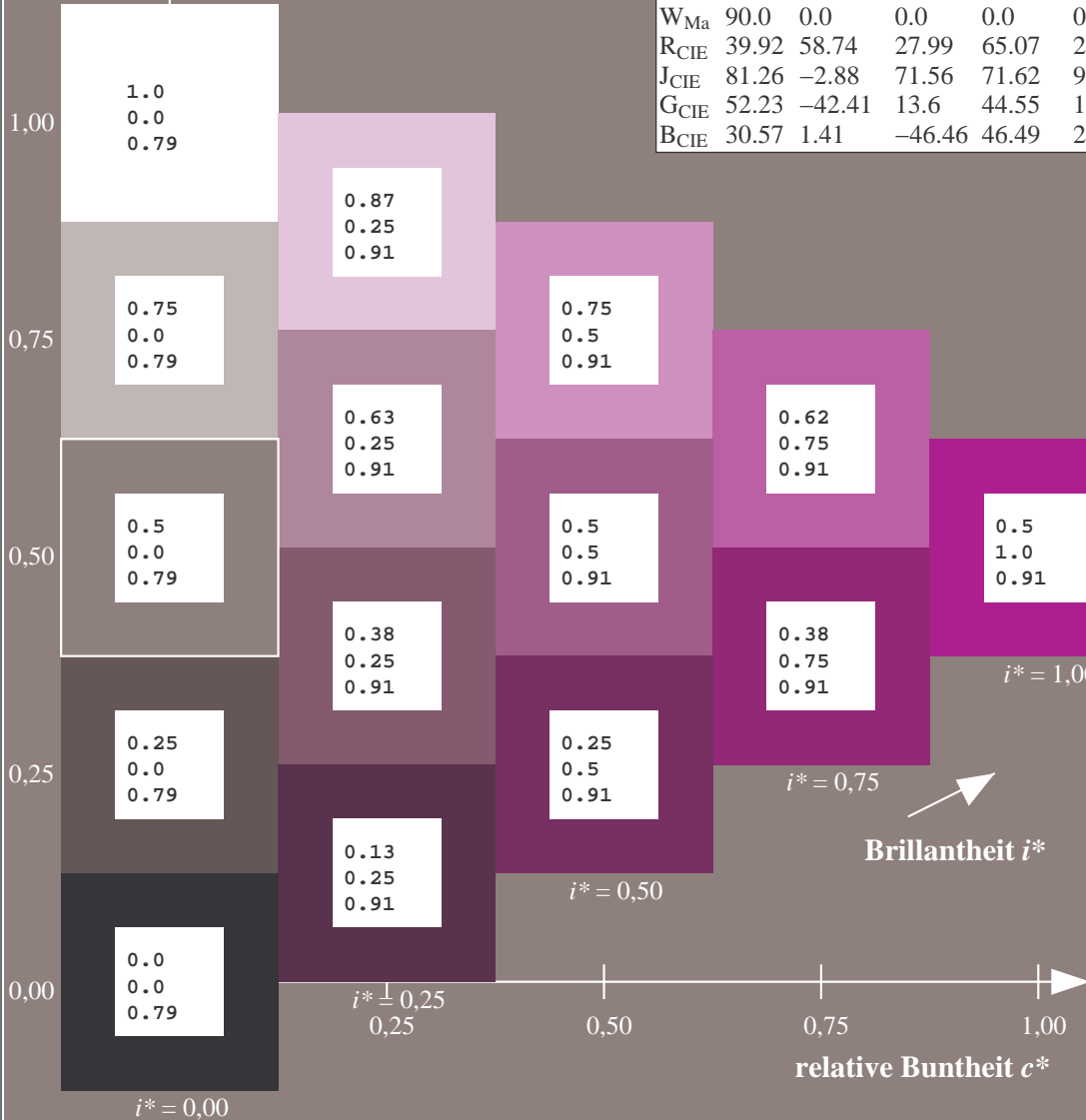
%Regularität

$g^*_{H,rel} = 31$

$g^*_{C,rel} = 40$

FRS15_90aM; adaptierte CIELAB-Daten

	$L^*=L^*_a$	a^*_a	b^*_a	$C^*_{ab,a}$	$h^*_{ab,a}$
r00j	35.47	56.92	27.12	63.05	25
r25j	39.12	49.04	44.45	66.19	42
r50j	50.64	35.19	58.33	68.13	59
r75j	64.01	19.11	74.45	76.87	76
j00g	83.18	-3.93	97.56	97.64	92
j25g	66.73	-26.86	74.66	79.35	110
j50g	54.03	-43.42	57.07	71.71	127
j75g	44.73	-54.21	38.33	66.4	145
g00b	47.59	-44.11	14.14	46.33	162
g25b	49.97	-35.68	-6.03	36.19	190
g50b	51.85	-29.05	-21.88	36.38	217
g75b	46.92	-15.53	-32.37	35.92	244
b00r	37.91	1.15	-38.05	38.08	272
b25r	23.81	27.31	-46.96	54.33	300
b50r	29.52	62.07	-37.87	72.72	329
b75r	36.48	64.24	-3.31	64.33	357



Daten für jede Farbe:

lab^*tch^* und lab^*icu^*

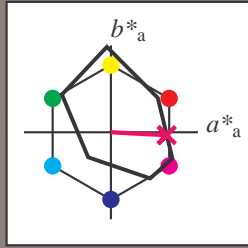
Elementar-Buntontext:

$u^* = b75r$

Kontrastreduzierungsfaktor:

$c_R = 0,9$

Dreiecks-Helligkeit t^*



FRS15_90aM; adaptierte CIELAB-Daten

	$L^*=L^*_a$	a^*_a	b^*_a	$C^*_{ab,a}$	$h^*_{ab,a}$
O _{Ma}	35.06	53.93	39.55	66.88	36
Y _{Ma}	83.77	-4.63	98.26	98.37	93
L _{Ma}	44.13	-56.32	43.36	71.09	142
C _{Ma}	52.66	-26.18	-28.74	38.89	228
V _{Ma}	14.15	45.22	-53.06	69.72	310
M _{Ma}	37.37	70.69	-30.1	76.83	337
N _{Ma}	15.0	0.0	0.0	0.0	0
W _{Ma}	90.0	0.0	0.0	0.0	0
R _{CIE}	39.92	58.74	27.99	65.07	25
J _{CIE}	81.26	-2.88	71.56	71.62	92
G _{CIE}	52.23	-42.41	13.6	44.55	162
B _{CIE}	30.57	1.41	-46.46	46.49	272

Daten für Maximalfarbe (Ma):

$LAB^*LAB^*Ma: 36\ 64\ -2$

$LAB^*LCH^*Ma: 36\ 64\ 357$

$lab^*rgb^*Ma: 1.0\ 0.0\ 0.5$

$lab^*olv^*Ma: 1.0\ 0.0\ 0.62$

Dreiecks-Helligkeit t^*

%Umfang

$u^*_{rel} = 88$

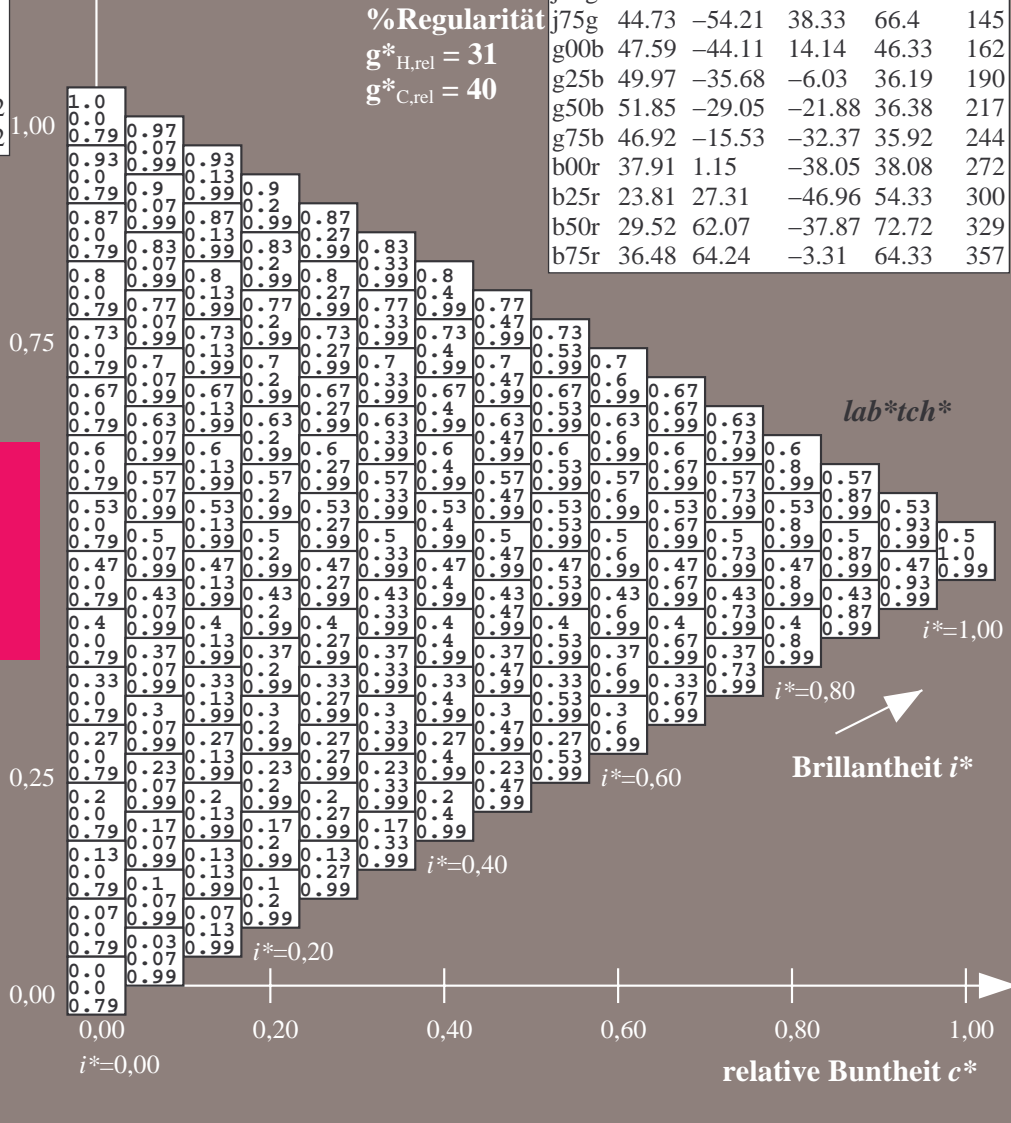
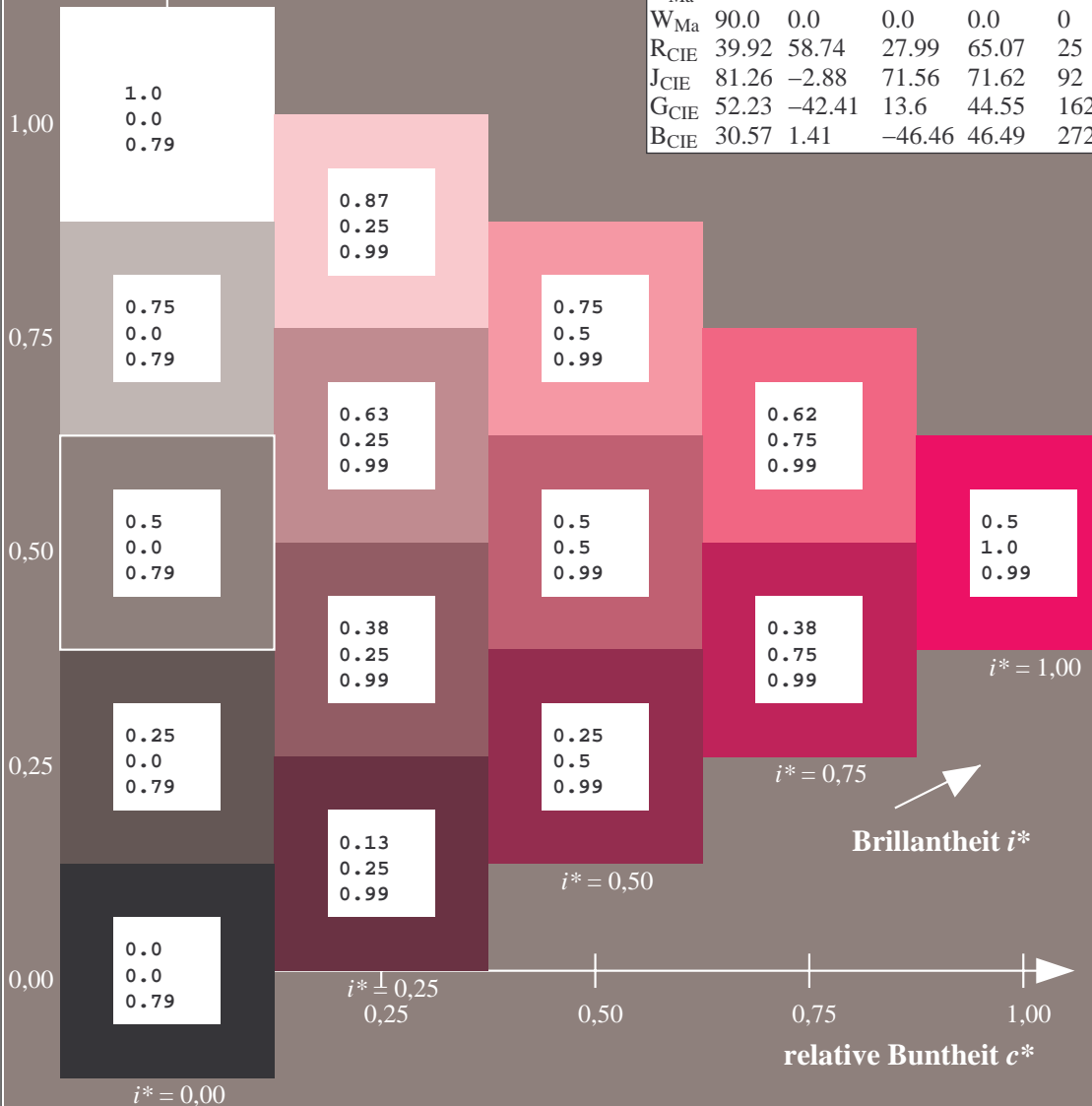
%Regularität

$g^*_{H,rel} = 31$

$g^*_{C,rel} = 40$

FRS15_90aM; adaptierte CIELAB-Daten

	$L^*=L^*_a$	a^*_a	b^*_a	$C^*_{ab,a}$	$h^*_{ab,a}$
r00j	35.47	56.92	27.12	63.05	25
r25j	39.12	49.04	44.45	66.19	42
r50j	50.64	35.19	58.33	68.13	59
r75j	64.01	19.11	74.45	76.87	76
j00g	83.18	-3.93	97.56	97.64	92
j25g	66.73	-26.86	74.66	79.35	110
j50g	54.03	-43.42	57.07	71.71	127
j75g	44.73	-54.21	38.33	66.4	145
g00b	47.59	-44.11	14.14	46.33	162
g25b	49.97	-35.68	-6.03	36.19	190
g50b	51.85	-29.05	-21.88	36.38	217
g75b	46.92	-15.53	-32.37	35.92	244
b00r	37.91	1.15	-38.05	38.08	272
b25r	23.81	27.31	-46.96	54.33	300
b50r	29.52	62.07	-37.87	72.72	329
b75r	36.48	64.24	-3.31	64.33	357



Ein und Ausgabe:
 Farbmimetrisches Drucker-Reflektiv-System FRS15_90aM

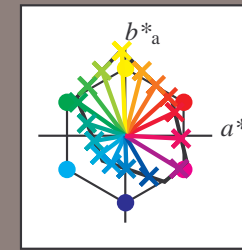
Daten für jede Farbe:
*lab**tch*** und *lab**icu***

Elementar-Bunttontext:
*u** = 16 Buntttöne *r00j*, *r25j*, ..., *b75r*

Kontrastreduzierungsfaktor:
 $c_R = 0.9$

FRS15_90aM; adaptierte CIELAB-Daten

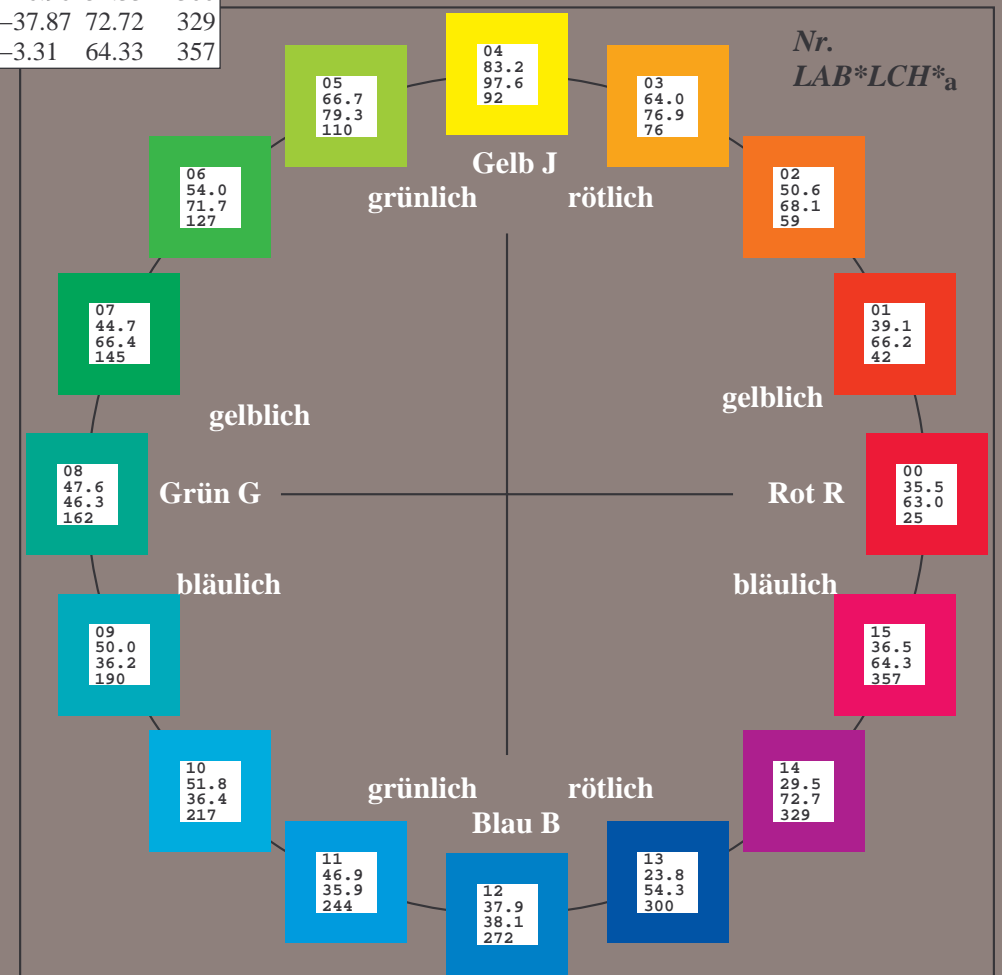
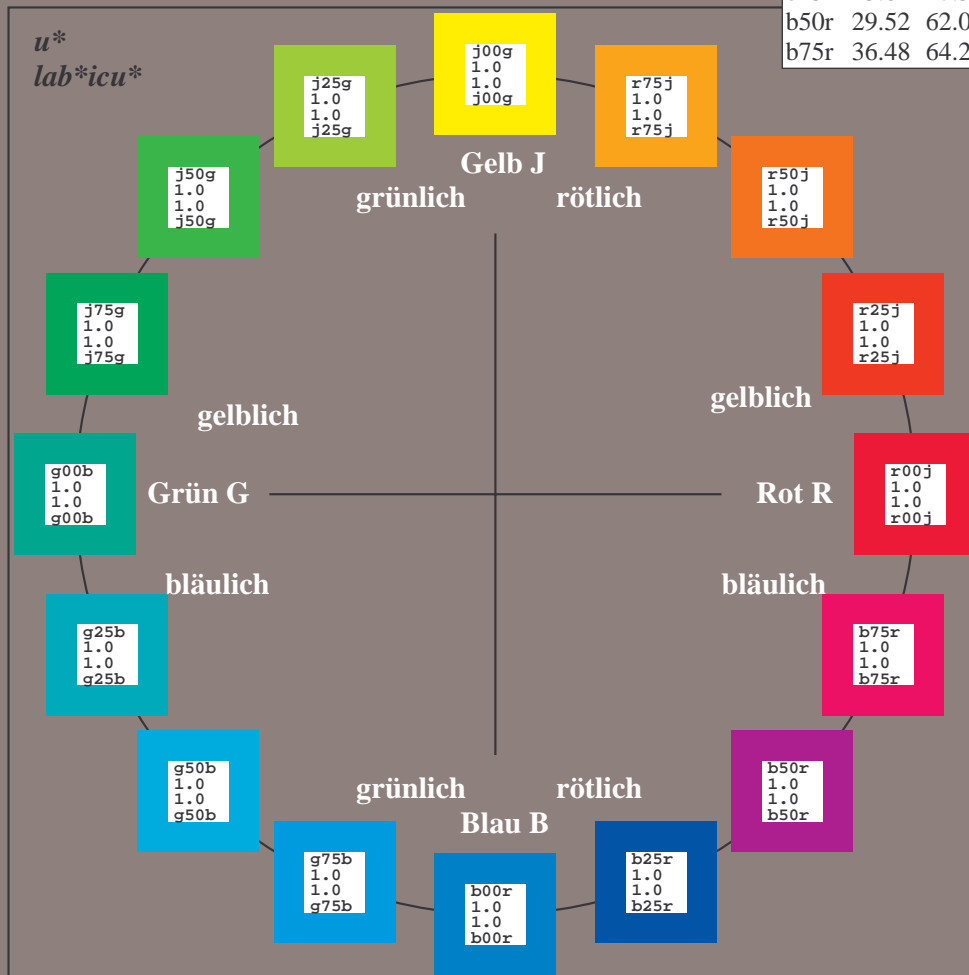
	$L^*=L^*_a$	a^*_a	b^*_a	$C^*_{ab,a}$	$h^*_{ab,a}$
r00j	35.47	56.92	27.12	63.05	25
r25j	39.12	49.04	44.45	66.19	42
r50j	50.64	35.19	58.33	68.13	59
r75j	64.01	19.11	74.45	76.87	76
j00g	83.18	-3.93	97.56	97.64	92
j25g	66.73	-26.86	74.66	79.35	110
j50g	54.03	-43.42	57.07	71.71	127
j75g	44.73	-54.21	38.33	66.4	145
g00b	47.59	-44.11	14.14	46.33	162
g25b	49.97	-35.68	-6.03	36.19	190
g50b	51.85	-29.05	-21.88	36.38	217
g75b	46.92	-15.53	-32.37	35.92	244
b00r	37.91	1.15	-38.05	38.08	272
b25r	23.81	27.31	-46.96	54.33	300
b50r	29.52	62.07	-37.87	72.72	329
b75r	36.48	64.24	-3.31	64.33	357



%Umfang
 $u^*_{rel} = 88$
 %Regularität
 $g^*_{H,rel} = 31$
 $g^*_{C,rel} = 40$

FRS15_90aM; adaptierte CIELAB-Daten

	$L^*=L^*_a$	a^*_a	b^*_a	$C^*_{ab,a}$	$h^*_{ab,a}$
O _{Ma}	35.06	53.93	39.55	66.88	36
Y _{Ma}	83.77	-4.63	98.26	98.37	93
L _{Ma}	44.13	-56.32	43.36	71.09	142
C _{Ma}	52.66	-26.18	-28.74	38.89	228
V _{Ma}	14.15	45.22	-53.06	69.72	310
M _{Ma}	37.37	70.69	-30.1	76.83	337
N _{Ma}	15.0	0.0	0.0	0.0	0
W _{Ma}	90.0	0.0	0.0	0.0	0
R _{CIE}	39.92	58.74	27.99	65.07	25
J _{CIE}	81.26	-2.88	71.56	71.62	92
G _{CIE}	52.23	-42.41	13.6	44.55	162
B _{CIE}	30.57	1.41	-46.46	46.49	272



Daten für jede Farbe:

lab^*ch^* und lab^*icu^*

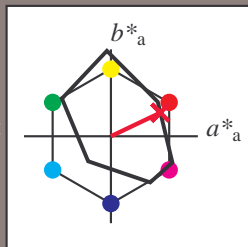
Elementar-Buntontext:

$u^* = r00j$

Kontrastreduzierungsfaktor:

$c_R = 0.9$

Dreiecks-Helligkeit t^*



FRS15_90aM; adaptierte CIELAB-Daten

	$L^*=L^*_a$	a^*_a	b^*_a	$C^*_{ab,a}$	$h^*_{ab,a}$
O _{Ma}	35.06	53.93	39.55	66.88	36
Y _{Ma}	83.77	-4.63	98.26	98.37	93
L _{Ma}	44.13	-56.32	43.36	71.09	142
C _{Ma}	52.66	-26.18	-28.74	38.89	228
V _{Ma}	14.15	45.22	-53.06	69.72	310
M _{Ma}	37.37	70.69	-30.1	76.83	337
N _{Ma}	15.0	0.0	0.0	0.0	0
W _{Ma}	90.0	0.0	0.0	0.0	0
R _{CIE}	39.92	58.74	27.99	65.07	25
J _{CIE}	81.26	-2.88	71.56	71.62	92
G _{CIE}	52.23	-42.41	13.6	44.55	162
B _{CIE}	30.57	1.41	-46.46	46.49	272

Daten für Maximalfarbe (Ma):

$LAB^*LAB^*_{Ma}$: 35 57 27

$LAB^*LCH^*_{Ma}$: 35 63 25

$lab^*rgb^*_{Ma}$: 1.0 0.0 0.0

$lab^*olv^*_{Ma}$: 1.0 0.0 0.18

Dreiecks-Helligkeit t^*

%Umfang

$u^*_{rel} = 88$

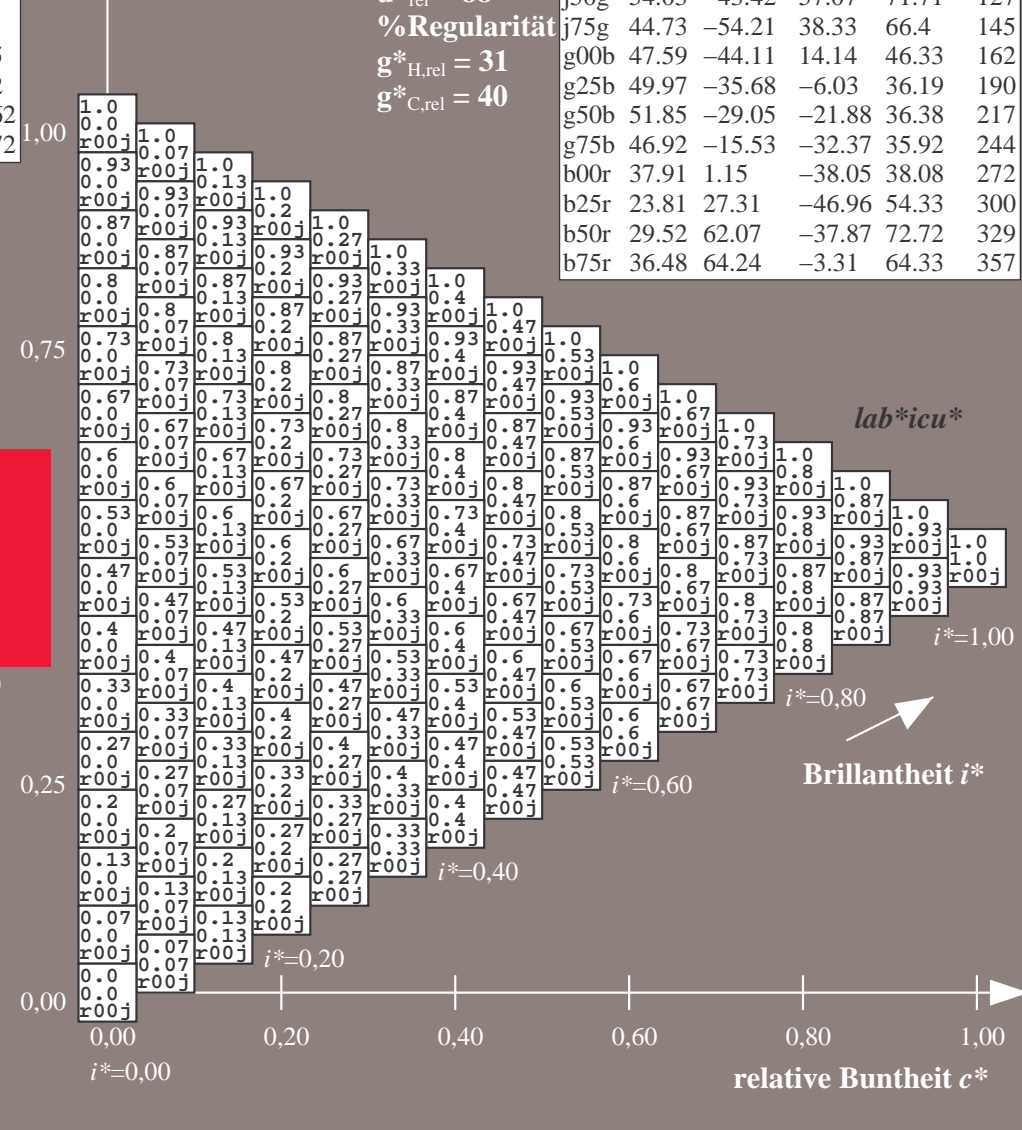
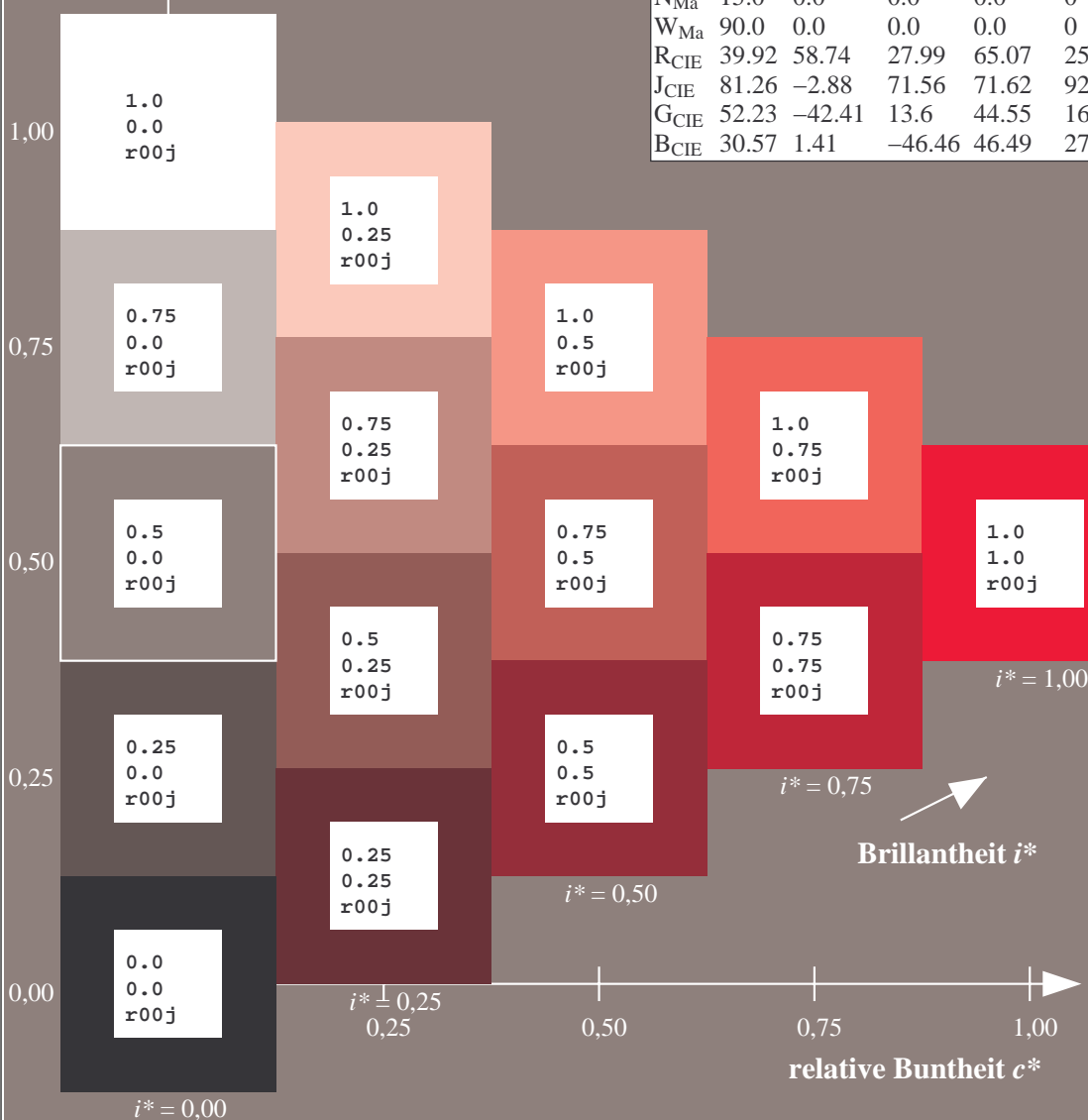
%Regularität

$g^*_{H,rel} = 31$

$g^*_{C,rel} = 40$

FRS15_90aM; adaptierte CIELAB-Daten

	$L^*=L^*_a$	a^*_a	b^*_a	$C^*_{ab,a}$	$h^*_{ab,a}$
r00j	35.47	56.92	27.12	63.05	25
r25j	39.12	49.04	44.45	66.19	42
r50j	50.64	35.19	58.33	68.13	59
r75j	64.01	19.11	74.45	76.87	76
j00g	83.18	-3.93	97.56	97.64	92
j25g	66.73	-26.86	74.66	79.35	110
j50g	54.03	-43.42	57.07	71.71	127
j75g	44.73	-54.21	38.33	66.4	145
g00b	47.59	-44.11	14.14	46.33	162
g25b	49.97	-35.68	-6.03	36.19	190
g50b	51.85	-29.05	-21.88	36.38	217
g75b	46.92	-15.53	-32.37	35.92	244
b00r	37.91	1.15	-38.05	38.08	272
b25r	23.81	27.31	-46.96	54.33	300
b50r	29.52	62.07	-37.87	72.72	329
b75r	36.48	64.24	-3.31	64.33	357



Daten für jede Farbe:

lab^*ch^* und lab^*icu^*

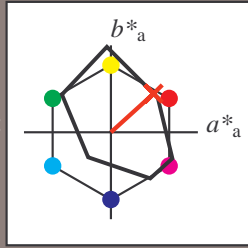
Elementar-Buntontext:

$u^* = r25j$

Kontrastreduzierungsfaktor:

$c_R = 0.9$

Dreiecks-Helligkeit t^*



FRS15_90aM; adaptierte CIELAB-Daten

	$L^*=L^*_a$	a^*_a	b^*_a	$C^*_{ab,a}$	$h^*_{ab,a}$
O _{Ma}	35.06	53.93	39.55	66.88	36
Y _{Ma}	83.77	-4.63	98.26	98.37	93
L _{Ma}	44.13	-56.32	43.36	71.09	142
C _{Ma}	52.66	-26.18	-28.74	38.89	228
V _{Ma}	14.15	45.22	-53.06	69.72	310
M _{Ma}	37.37	70.69	-30.1	76.83	337
N _{Ma}	15.0	0.0	0.0	0.0	0
W _{Ma}	90.0	0.0	0.0	0.0	0
R _{CIE}	39.92	58.74	27.99	65.07	25
J _{CIE}	81.26	-2.88	71.56	71.62	92
G _{CIE}	52.23	-42.41	13.6	44.55	162
B _{CIE}	30.57	1.41	-46.46	46.49	272

Daten für Maximalfarbe (Ma):

$LAB^*LAB^*_{Ma}$: 39 49 44

$LAB^*LCH^*_{Ma}$: 39 66 42

$lab^*rgb^*_{Ma}$: 1.0 0.25 0.0

$lab^*olv^*_{Ma}$: 1.0 0.08 0.0

Dreiecks-Helligkeit t^*

%Umfang

$u^*_{rel} = 88$

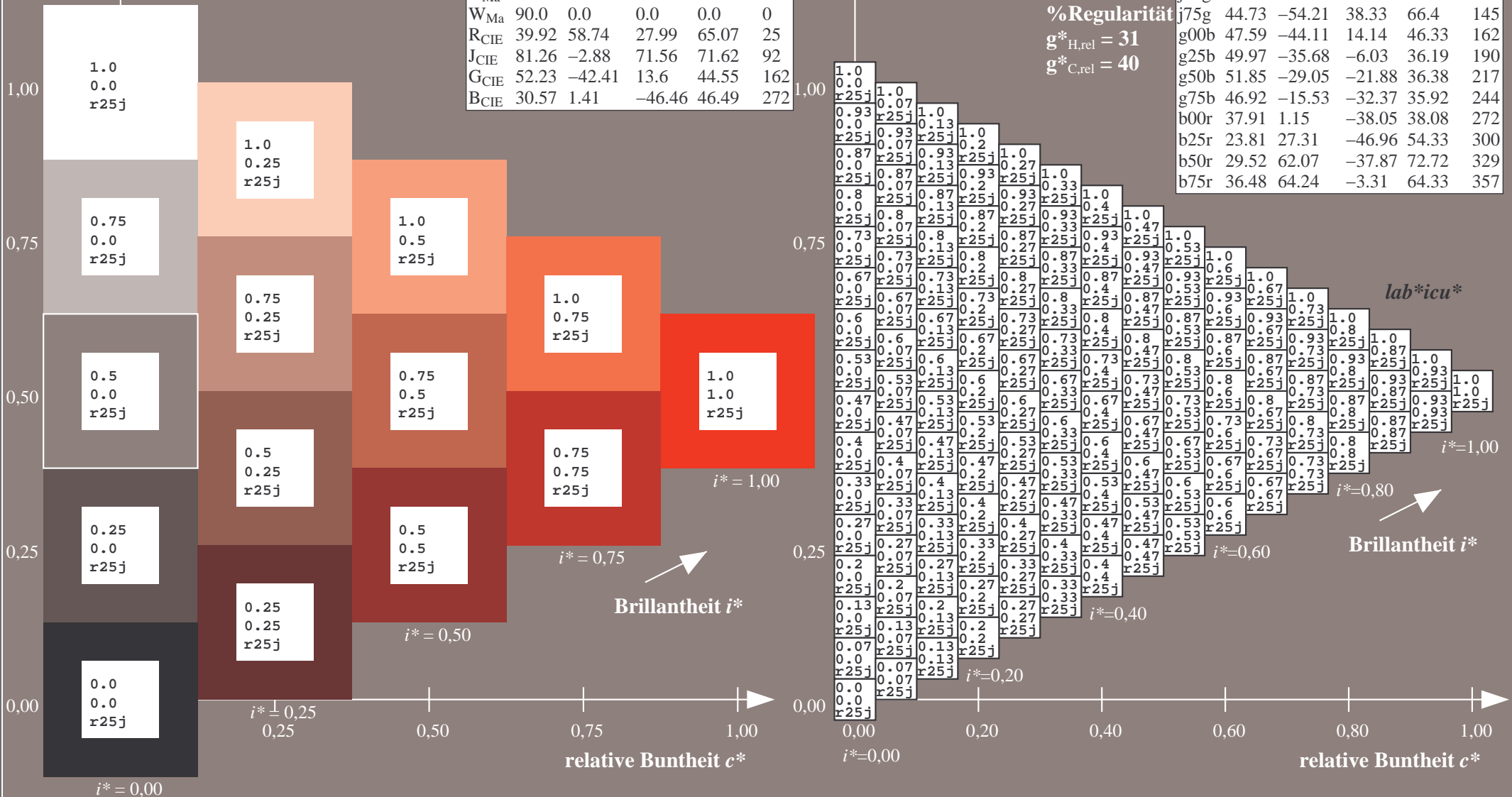
%Regularität

$g^*_{H,rel} = 31$

$g^*_{C,rel} = 40$

FRS15_90aM; adaptierte CIELAB-Daten

	$L^*=L^*_a$	a^*_a	b^*_a	$C^*_{ab,a}$	$h^*_{ab,a}$
r00j	35.47	56.92	27.12	63.05	25
r25j	39.12	49.04	44.45	66.19	42
r50j	50.64	35.19	58.33	68.13	59
r75j	64.01	19.11	74.45	76.87	76
j00g	83.18	-3.93	97.56	97.64	92
j25g	66.73	-26.86	74.66	79.35	110
j50g	54.03	-43.42	57.07	71.71	127
j75g	44.73	-54.21	38.33	66.4	145
g00b	47.59	-44.11	14.14	46.33	162
g25b	49.97	-35.68	-6.03	36.19	190
g50b	51.85	-29.05	-21.88	36.38	217
g75b	46.92	-15.53	-32.37	35.92	244
b00r	37.91	1.15	-38.05	38.08	272
b25r	23.81	27.31	-46.96	54.33	300
b50r	29.52	62.07	-37.87	72.72	329
b75r	36.48	64.24	-3.31	64.33	357



Daten für jede Farbe:

lab^*ch^* und lab^*icu^*

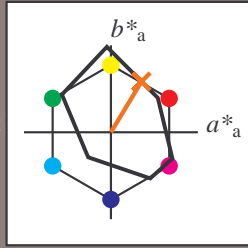
Elementar-Bunntext:

$u^* = r50j$

Kontrastreduzierungsfaktor:

$c_R = 0.9$

Dreiecks-Helligkeit t^*



FRS15_90aM; adaptierte CIELAB-Daten

	$L^*=L^*_a$	a^*_a	b^*_a	$C^*_{ab,a}$	$h^*_{ab,a}$
O _{Ma}	35.06	53.93	39.55	66.88	36
Y _{Ma}	83.77	-4.63	98.26	98.37	93
L _{Ma}	44.13	-56.32	43.36	71.09	142
C _{Ma}	52.66	-26.18	-28.74	38.89	228
V _{Ma}	14.15	45.22	-53.06	69.72	310
M _{Ma}	37.37	70.69	-30.1	76.83	337
N _{Ma}	15.0	0.0	0.0	0.0	0
W _{Ma}	90.0	0.0	0.0	0.0	0
R _{CIE}	39.92	58.74	27.99	65.07	25
J _{CIE}	81.26	-2.88	71.56	71.62	92
G _{CIE}	52.23	-42.41	13.6	44.55	162
B _{CIE}	30.57	1.41	-46.46	46.49	272

Daten für Maximalfarbe (Ma):

$LAB^*LAB^*Ma: 51\ 35\ 58$

$LAB^*LCH^*Ma: 51\ 68\ 59$

$lab^*rgb^*Ma: 1.0\ 0.5\ 0.0$

$lab^*olv^*Ma: 1.0\ 0.32\ 0.0$

Dreiecks-Helligkeit t^*

%Umfang

$u^*_{rel} = 88$

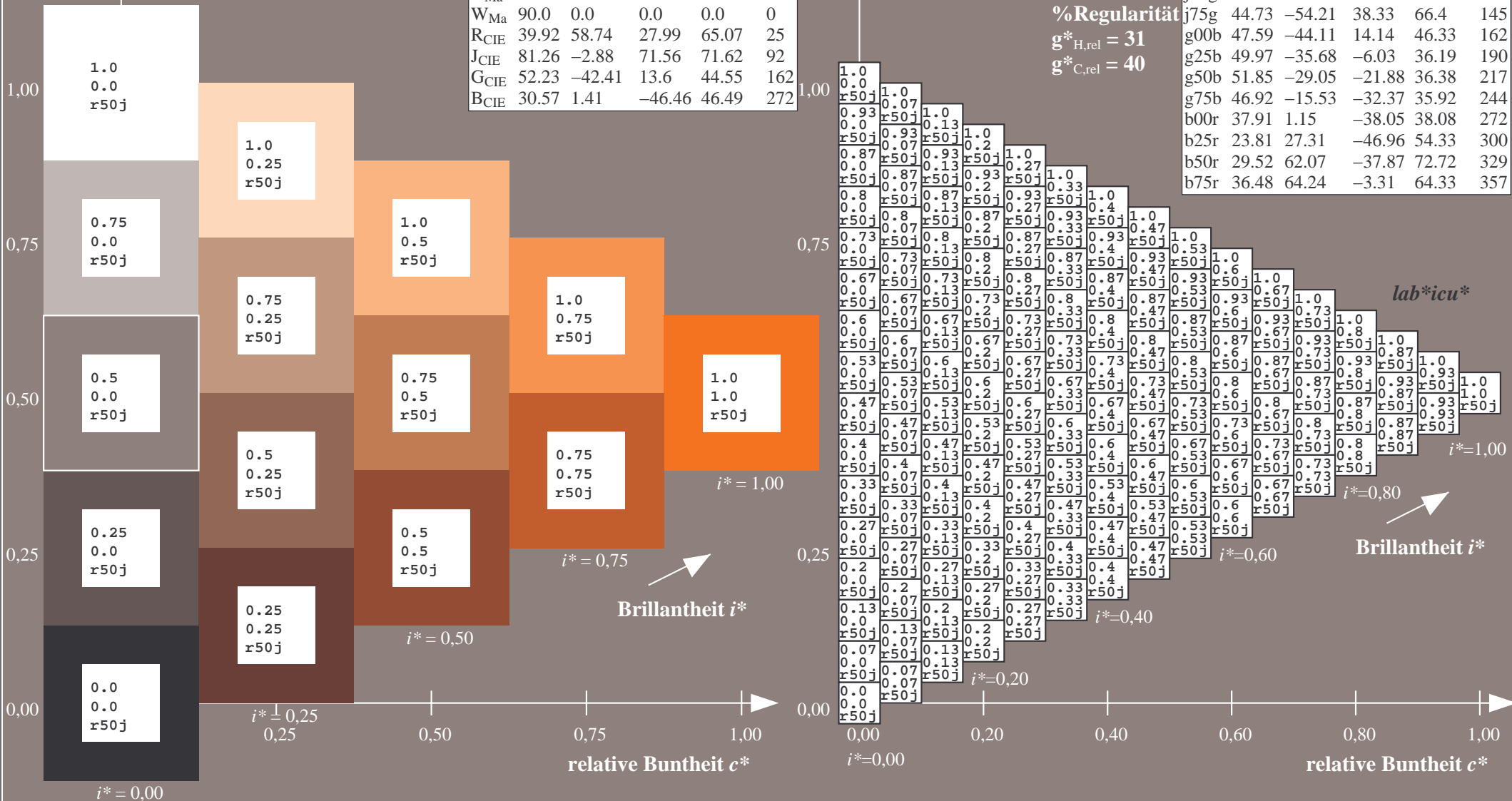
%Regularität

$g^*_{H,rel} = 31$

$g^*_{C,rel} = 40$

FRS15_90aM; adaptierte CIELAB-Daten

	$L^*=L^*_a$	a^*_a	b^*_a	$C^*_{ab,a}$	$h^*_{ab,a}$
r00j	35.47	56.92	27.12	63.05	25
r25j	39.12	49.04	44.45	66.19	42
r50j	50.64	35.19	58.33	68.13	59
r75j	64.01	19.11	74.45	76.87	76
j00g	83.18	-3.93	97.56	97.64	92
j25g	66.73	-26.86	74.66	79.35	110
j50g	54.03	-43.42	57.07	71.71	127
j75g	44.73	-54.21	38.33	66.4	145
g00b	47.59	-44.11	14.14	46.33	162
g25b	49.97	-35.68	-6.03	36.19	190
g50b	51.85	-29.05	-21.88	36.38	217
g75b	46.92	-15.53	-32.37	35.92	244
b00r	37.91	1.15	-38.05	38.08	272
b25r	23.81	27.31	-46.96	54.33	300
b50r	29.52	62.07	-37.87	72.72	329
b75r	36.48	64.24	-3.31	64.33	357



Daten für jede Farbe:

lab^*ch^* und lab^*icu^*

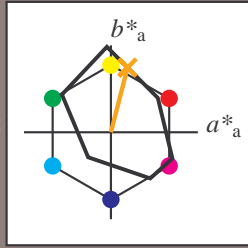
Elementar-Buntontext:

$u^* = r75j$

Kontrastreduzierungsfaktor:

$c_R = 0,9$

Dreiecks-Helligkeit t^*



FRS15_90aM; adaptierte CIELAB-Daten

	$L^*=L^*_a$	a^*_a	b^*_a	$C^*_{ab,a}$	$h^*_{ab,a}$
O _{Ma}	35.06	53.93	39.55	66.88	36
Y _{Ma}	83.77	-4.63	98.26	98.37	93
L _{Ma}	44.13	-56.32	43.36	71.09	142
C _{Ma}	52.66	-26.18	-28.74	38.89	228
V _{Ma}	14.15	45.22	-53.06	69.72	310
M _{Ma}	37.37	70.69	-30.1	76.83	337
N _{Ma}	15.0	0.0	0.0	0.0	0
W _{Ma}	90.0	0.0	0.0	0.0	0
R _{CIE}	39.92	58.74	27.99	65.07	25
J _{CIE}	81.26	-2.88	71.56	71.62	92
G _{CIE}	52.23	-42.41	13.6	44.55	162
B _{CIE}	30.57	1.41	-46.46	46.49	272

Daten für Maximalfarbe (Ma):

LAB^*LAB^*Ma : 64 19 74

LAB^*LCH^*Ma : 64 77 76

lab^*rgb^*Ma : 1.0 0.75 0.0

lab^*olv^*Ma : 1.0 0.59 0.0

Dreiecks-Helligkeit t^*

%Umfang

$u^*_{rel} = 88$

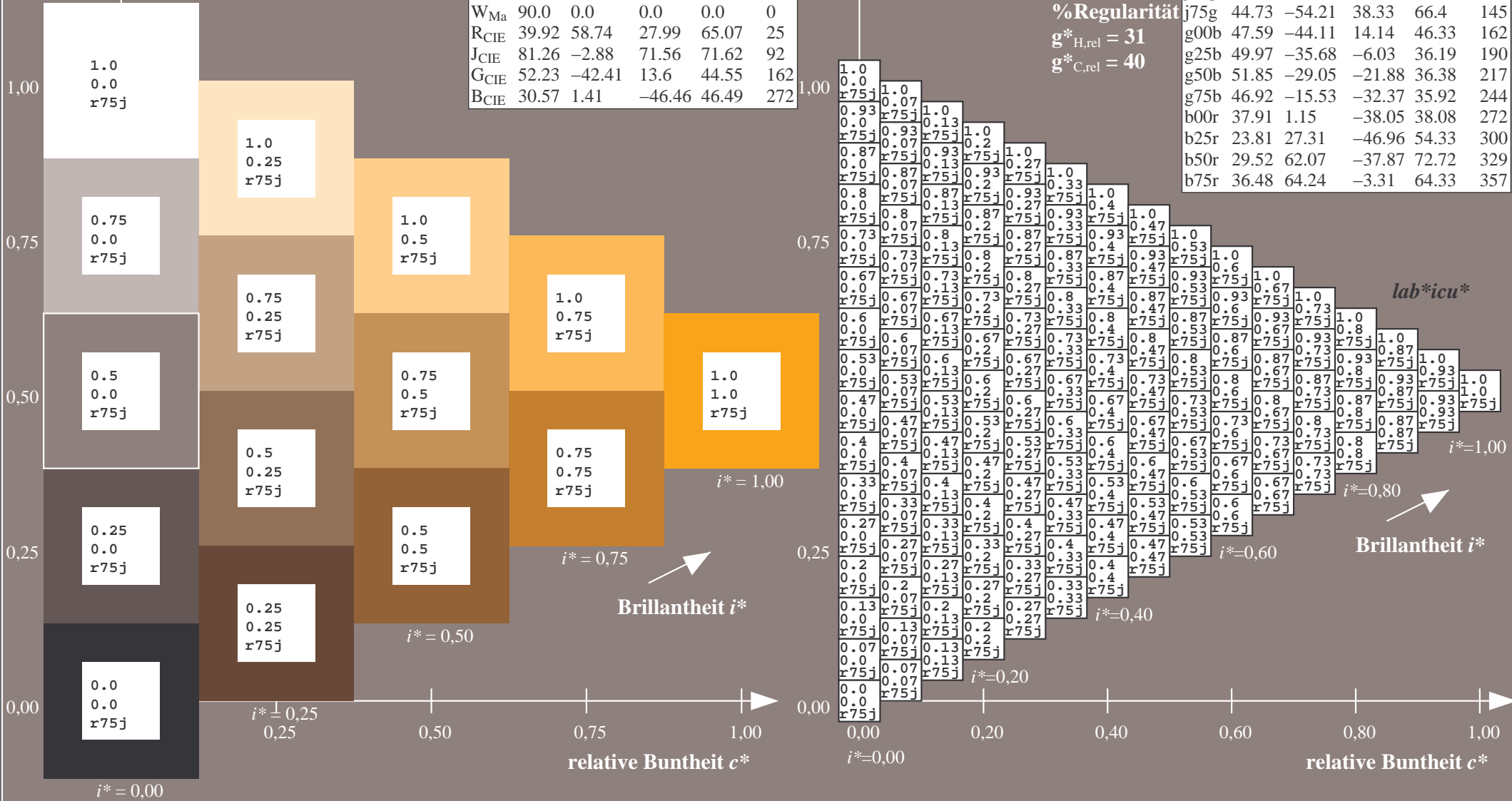
%Regularität

$g^*_{H,rel} = 31$

$g^*_{C,rel} = 40$

FRS15_90aM; adaptierte CIELAB-Daten

	$L^*=L^*_a$	a^*_a	b^*_a	$C^*_{ab,a}$	$h^*_{ab,a}$
r00j	35.47	56.92	27.12	63.05	25
r25j	39.12	49.04	44.45	66.19	42
r50j	50.64	35.19	58.33	68.13	59
r75j	64.01	19.11	74.45	76.87	76
j00g	83.18	-3.93	97.56	97.64	92
j25g	66.73	-26.86	74.66	79.35	110
j50g	54.03	-43.42	57.07	71.71	127
j75g	44.73	-54.21	38.33	66.4	145
g00b	47.59	-44.11	14.14	46.33	162
g25b	49.97	-35.68	-6.03	36.19	190
g50b	51.85	-29.05	-21.88	36.38	217
g75b	46.92	-15.53	-32.37	35.92	244
b00r	37.91	1.15	-38.05	38.08	272
b25r	23.81	27.31	-46.96	54.33	300
b50r	29.52	62.07	-37.87	72.72	329
b75r	36.48	64.24	-3.31	64.33	357



Daten für jede Farbe:

lab^*ch^* und lab^*icu^*

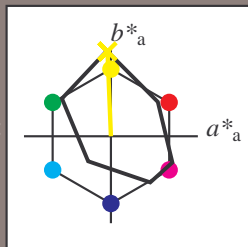
Elementar-Bunntext:

$u^* = j00g$

Kontrastreduzierungsfaktor:

$c_R = 0,9$

Dreiecks-Helligkeit t^*



FRS15_90aM; adaptierte CIELAB-Daten

	$L^*=L^*_a$	a^*_a	b^*_a	$C^*_{ab,a}$	$h^*_{ab,a}$
O _{Ma}	35.06	53.93	39.55	66.88	36
Y _{Ma}	83.77	-4.63	98.26	98.37	93
L _{Ma}	44.13	-56.32	43.36	71.09	142
C _{Ma}	52.66	-26.18	-28.74	38.89	228
V _{Ma}	14.15	45.22	-53.06	69.72	310
M _{Ma}	37.37	70.69	-30.1	76.83	337
N _{Ma}	15.0	0.0	0.0	0.0	0
W _{Ma}	90.0	0.0	0.0	0.0	0
R _{CIE}	39.92	58.74	27.99	65.07	25
J _{CIE}	81.26	-2.88	71.56	71.62	92
G _{CIE}	52.23	-42.41	13.6	44.55	162
B _{CIE}	30.57	1.41	-46.46	46.49	272

Daten für Maximalfarbe (Ma):

LAB^*LAB^*Ma : 83 -3 98

LAB^*LCH^*Ma : 83 98 92

lab^*rgb^*Ma : 1.0 1.0 0.0

lab^*olv^*Ma : 1.0 0.99 0.0

Dreiecks-Helligkeit t^*

%Umfang

$u^*_{rel} = 88$

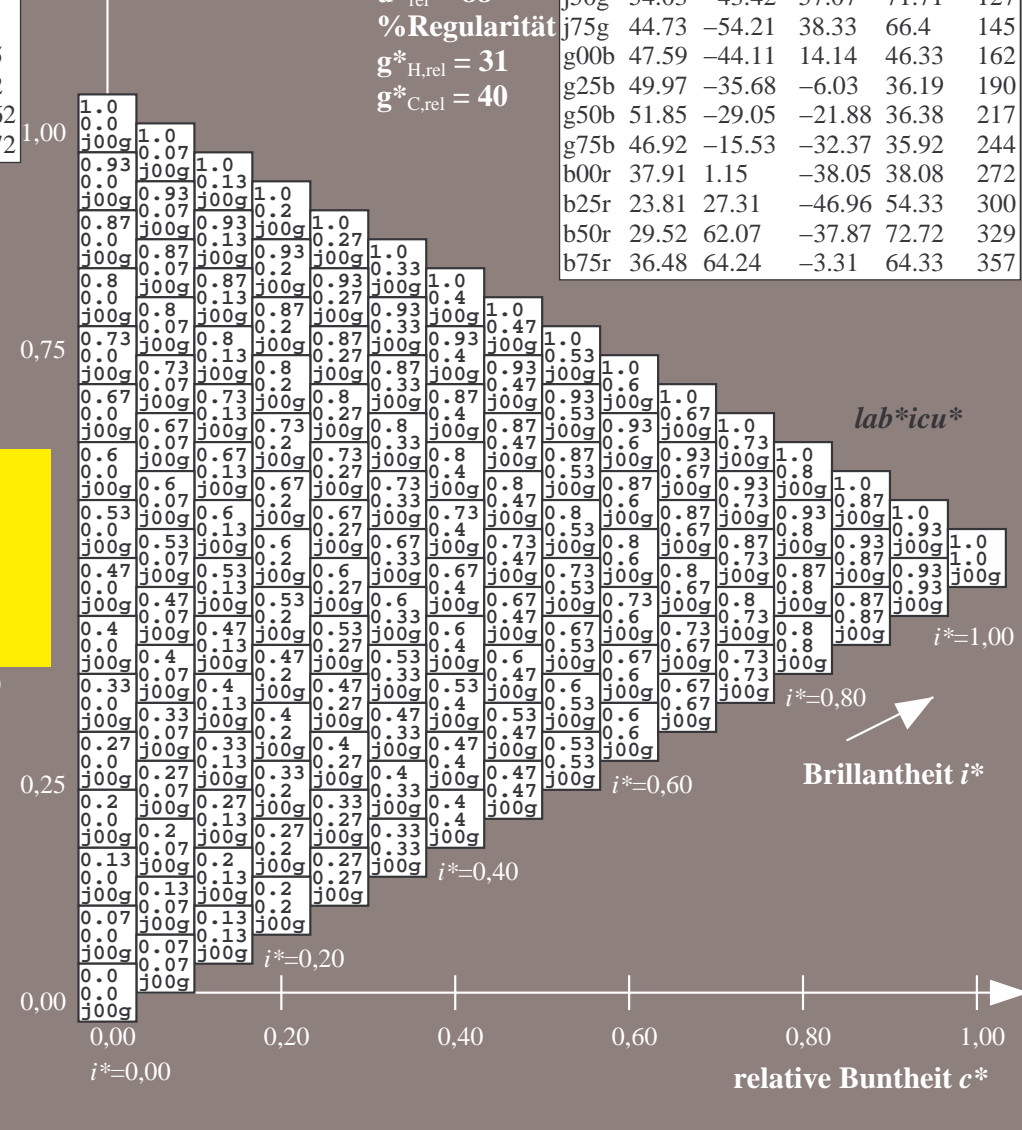
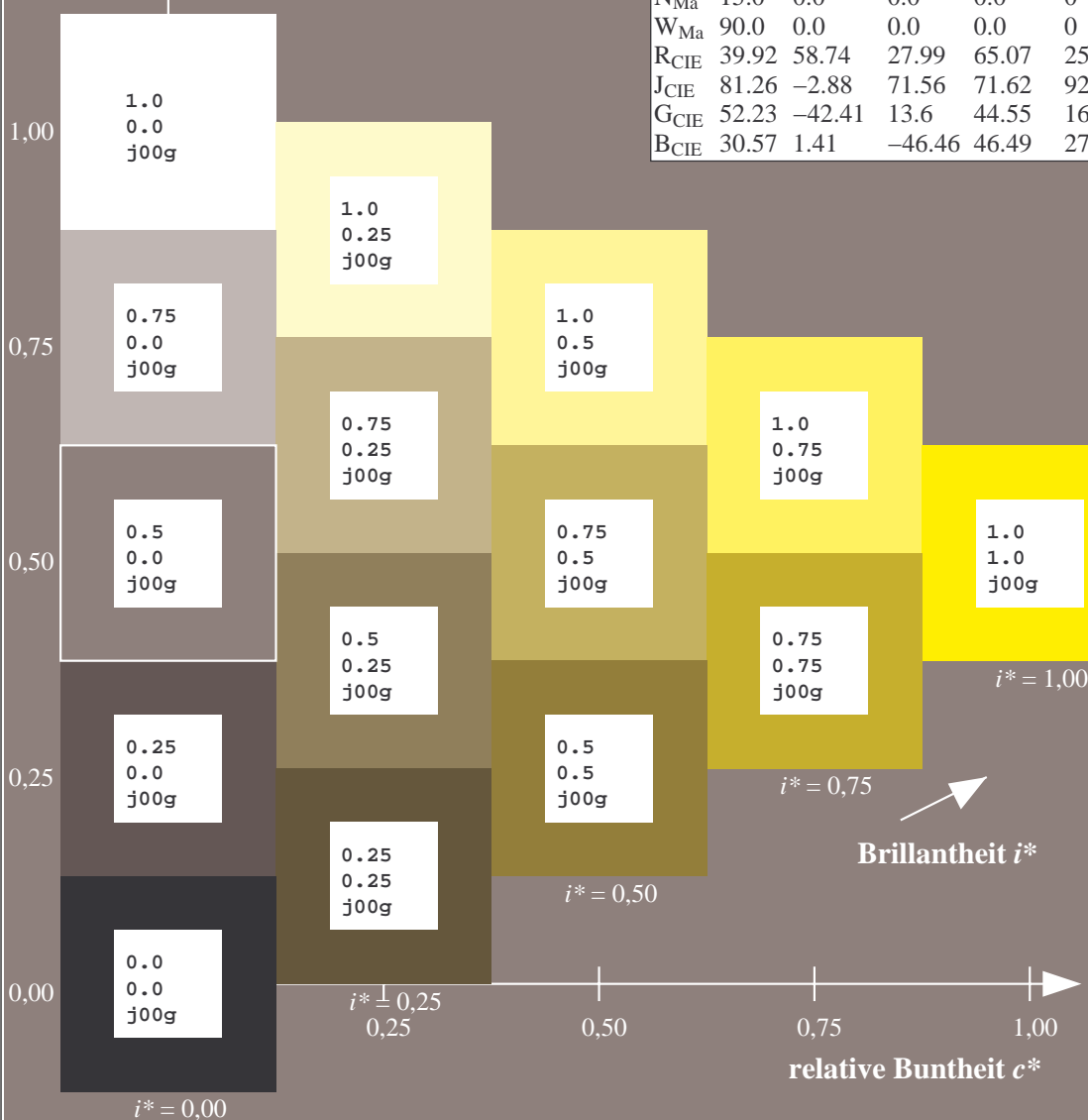
%Regularität

$g^*_{H,rel} = 31$

$g^*_{C,rel} = 40$

FRS15_90aM; adaptierte CIELAB-Daten

	$L^*=L^*_a$	a^*_a	b^*_a	$C^*_{ab,a}$	$h^*_{ab,a}$
r00j	35.47	56.92	27.12	63.05	25
r25j	39.12	49.04	44.45	66.19	42
r50j	50.64	35.19	58.33	68.13	59
r75j	64.01	19.11	74.45	76.87	76
j00g	83.18	-3.93	97.56	97.64	92
j25g	66.73	-26.86	74.66	79.35	110
j50g	54.03	-43.42	57.07	71.71	127
j75g	44.73	-54.21	38.33	66.4	145
g00b	47.59	-44.11	14.14	46.33	162
g25b	49.97	-35.68	-6.03	36.19	190
g50b	51.85	-29.05	-21.88	36.38	217
g75b	46.92	-15.53	-32.37	35.92	244
b00r	37.91	1.15	-38.05	38.08	272
b25r	23.81	27.31	-46.96	54.33	300
b50r	29.52	62.07	-37.87	72.72	329
b75r	36.48	64.24	-3.31	64.33	357



Daten für jede Farbe:

lab^*ch^* und lab^*icu^*

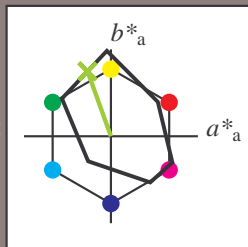
Elementar-Buntoncontext:

$u^* = j25g$

Kontrastreduzierungsfaktor:

$c_R = 0.9$

Dreiecks-Helligkeit t^*



FRS15_90aM; adaptierte CIELAB-Daten

	$L^*=L^*_a$	a^*_a	b^*_a	$C^*_{ab,a}$	$h^*_{ab,a}$
O _{Ma}	35.06	53.93	39.55	66.88	36
Y _{Ma}	83.77	-4.63	98.26	98.37	93
L _{Ma}	44.13	-56.32	43.36	71.09	142
C _{Ma}	52.66	-26.18	-28.74	38.89	228
V _{Ma}	14.15	45.22	-53.06	69.72	310
M _{Ma}	37.37	70.69	-30.1	76.83	337
N _{Ma}	15.0	0.0	0.0	0.0	0
W _{Ma}	90.0	0.0	0.0	0.0	0
R _{CIE}	39.92	58.74	27.99	65.07	25
J _{CIE}	81.26	-2.88	71.56	71.62	92
G _{CIE}	52.23	-42.41	13.6	44.55	162
B _{CIE}	30.57	1.41	-46.46	46.49	272

Daten für Maximalfarbe (Ma):

$LAB^*LAB^*Ma: 67 -26 75$

$LAB^*LCH^*Ma: 67 79 110$

$lab^*rgb^*Ma: 0.75 1.0 0.0$

$lab^*olv^*Ma: 0.57 1.0 0.0$

Dreiecks-Helligkeit t^*

%Umfang

$u^*_{rel} = 88$

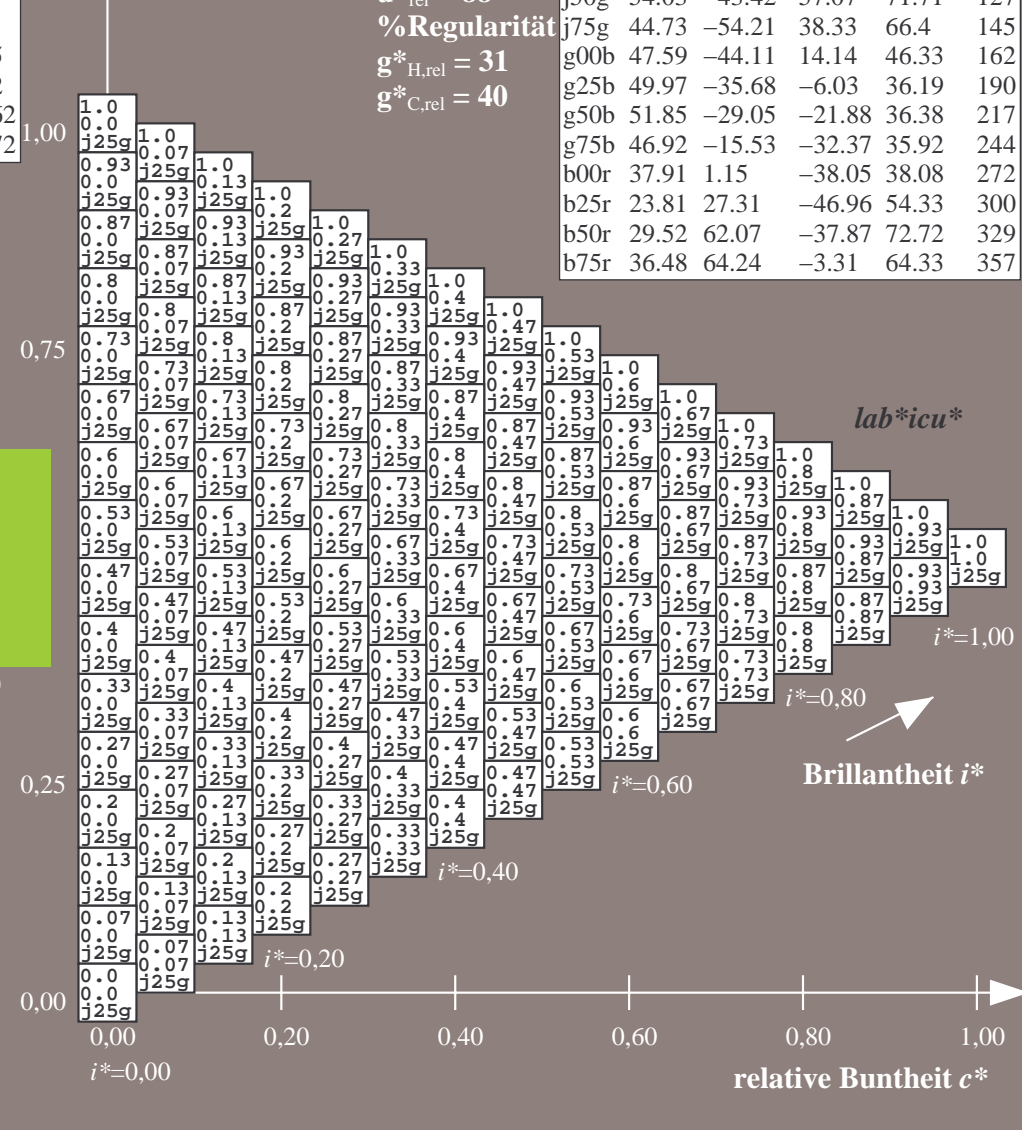
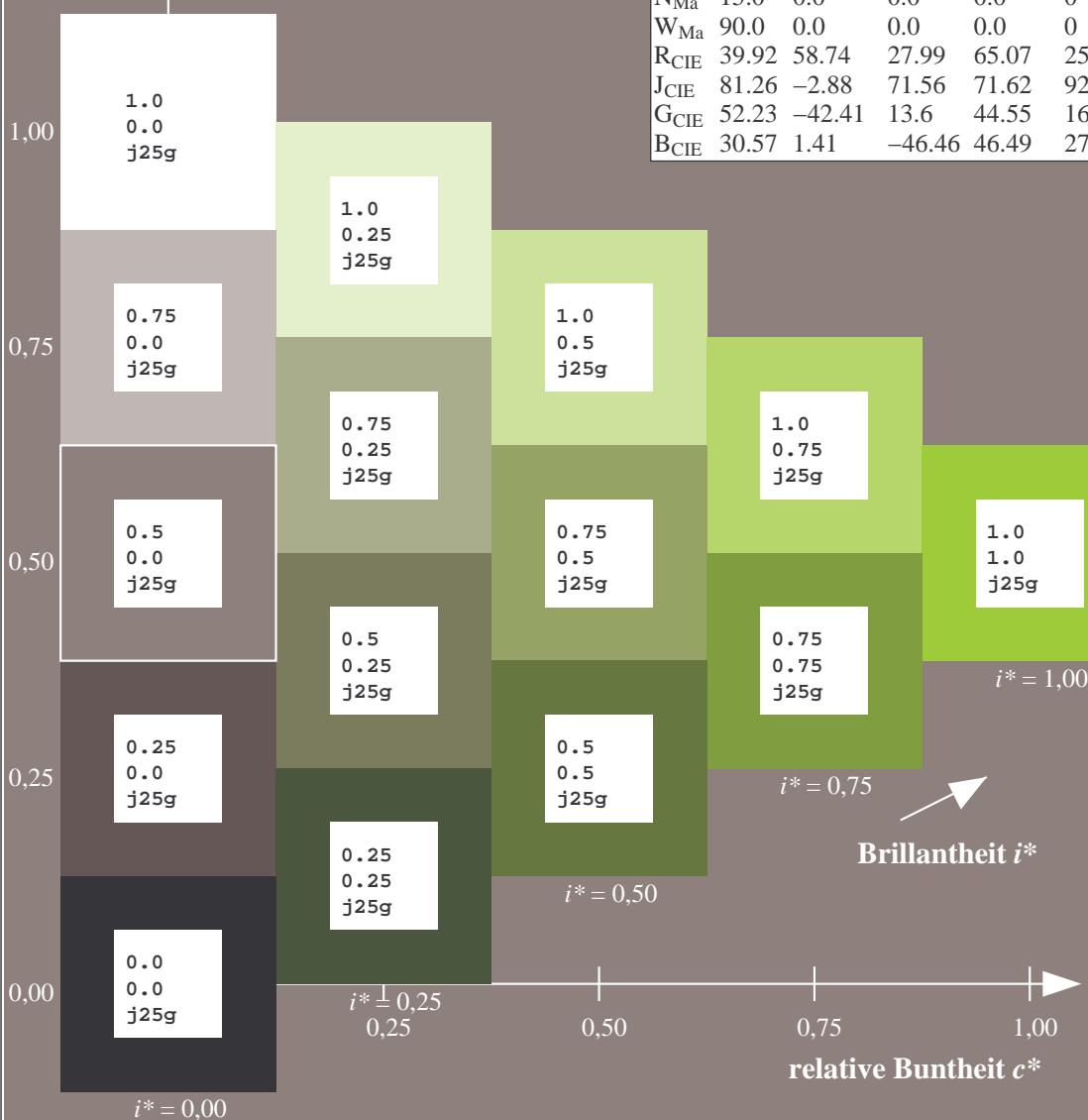
%Regularität

$g^*_{H,rel} = 31$

$g^*_{C,rel} = 40$

FRS15_90aM; adaptierte CIELAB-Daten

	$L^*=L^*_a$	a^*_a	b^*_a	$C^*_{ab,a}$	$h^*_{ab,a}$
r00j	35.47	56.92	27.12	63.05	25
r25j	39.12	49.04	44.45	66.19	42
r50j	50.64	35.19	58.33	68.13	59
r75j	64.01	19.11	74.45	76.87	76
j00g	83.18	-3.93	97.56	97.64	92
j25g	66.73	-26.86	74.66	79.35	110
j50g	54.03	-43.42	57.07	71.71	127
j75g	44.73	-54.21	38.33	66.4	145
g00b	47.59	-44.11	14.14	46.33	162
g25b	49.97	-35.68	-6.03	36.19	190
g50b	51.85	-29.05	-21.88	36.38	217
g75b	46.92	-15.53	-32.37	35.92	244
b00r	37.91	1.15	-38.05	38.08	272
b25r	23.81	27.31	-46.96	54.33	300
b50r	29.52	62.07	-37.87	72.72	329
b75r	36.48	64.24	-3.31	64.33	357



Ein und Ausgabe: Farbmetrisches Drucker-Reflektiv-System FRS15_90aM für relativen CIELAB-Bunton $h^* = lab^*h^* = h_{ab}/360 = 127/360 = 0.354$ $u^* = j50g$

Daten für jede Farbe:

lab^*ch^* und lab^*icu^*

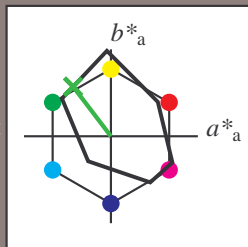
Elementar-Buntontext:

$u^* = j50g$

Kontrastreduzierungsfaktor:

$c_R = 0.9$

Dreiecks-Helligkeit t^*



FRS15_90aM; adaptierte CIELAB-Daten

	$L^*=L^*_a$	a^*_a	b^*_a	$C^*_{ab,a}$	$h^*_{ab,a}$
O _{Ma}	35.06	53.93	39.55	66.88	36
Y _{Ma}	83.77	-4.63	98.26	98.37	93
L _{Ma}	44.13	-56.32	43.36	71.09	142
C _{Ma}	52.66	-26.18	-28.74	38.89	228
V _{Ma}	14.15	45.22	-53.06	69.72	310
M _{Ma}	37.37	70.69	-30.1	76.83	337
N _{Ma}	15.0	0.0	0.0	0.0	0
W _{Ma}	90.0	0.0	0.0	0.0	0
R _{CIE}	39.92	58.74	27.99	65.07	25
J _{CIE}	81.26	-2.88	71.56	71.62	92
G _{CIE}	52.23	-42.41	13.6	44.55	162
B _{CIE}	30.57	1.41	-46.46	46.49	272

Daten für Maximalfarbe (Ma):

$LAB^*LAB^*_{Ma}$: 54 -42 57

$LAB^*LCH^*_{Ma}$: 54 72 127

$lab^*rgb^*_{Ma}$: 0.5 1.0 0.0

$lab^*olv^*_{Ma}$: 0.25 1.0 0.0

Dreiecks-Helligkeit t^*

%Umfang

$u^*_{rel} = 88$

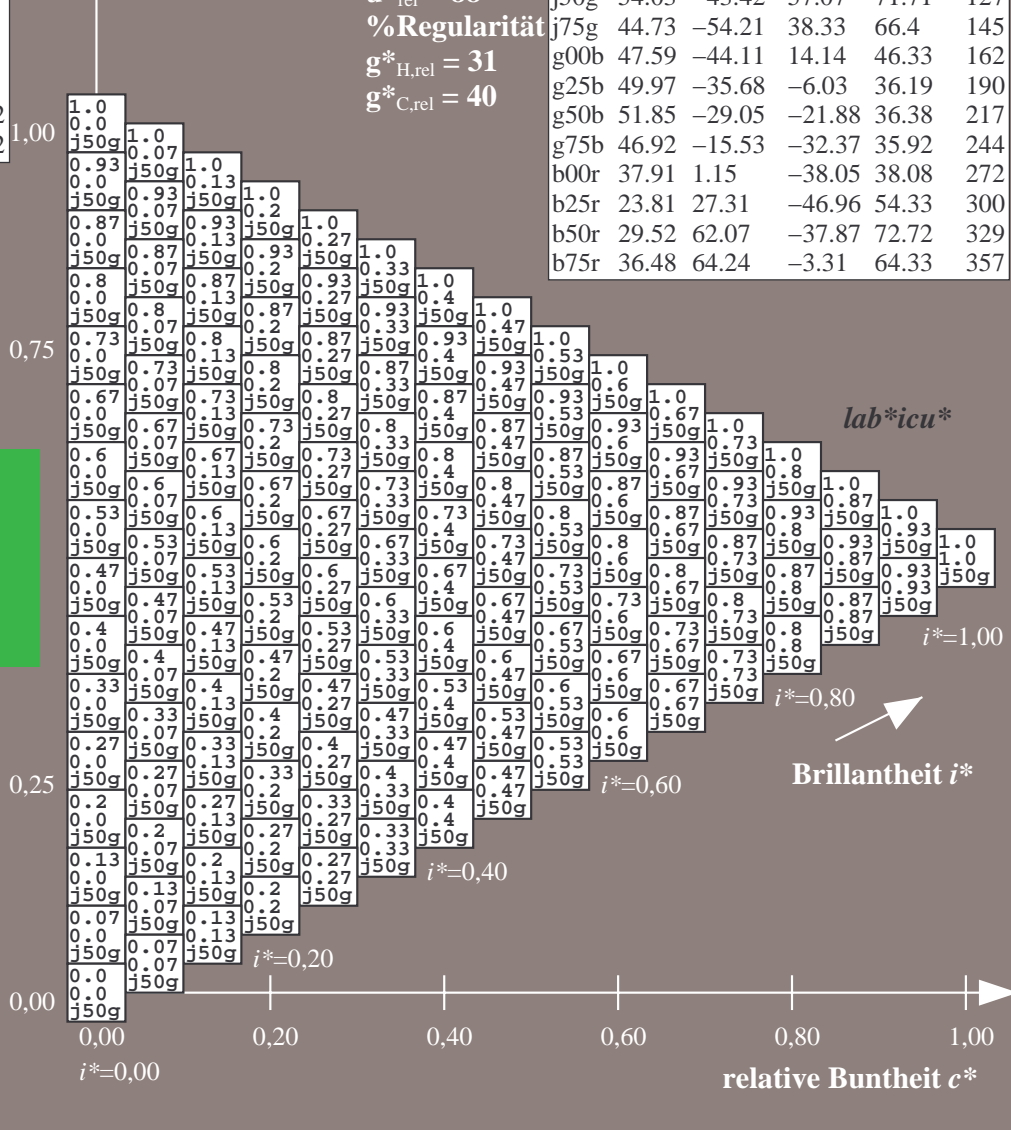
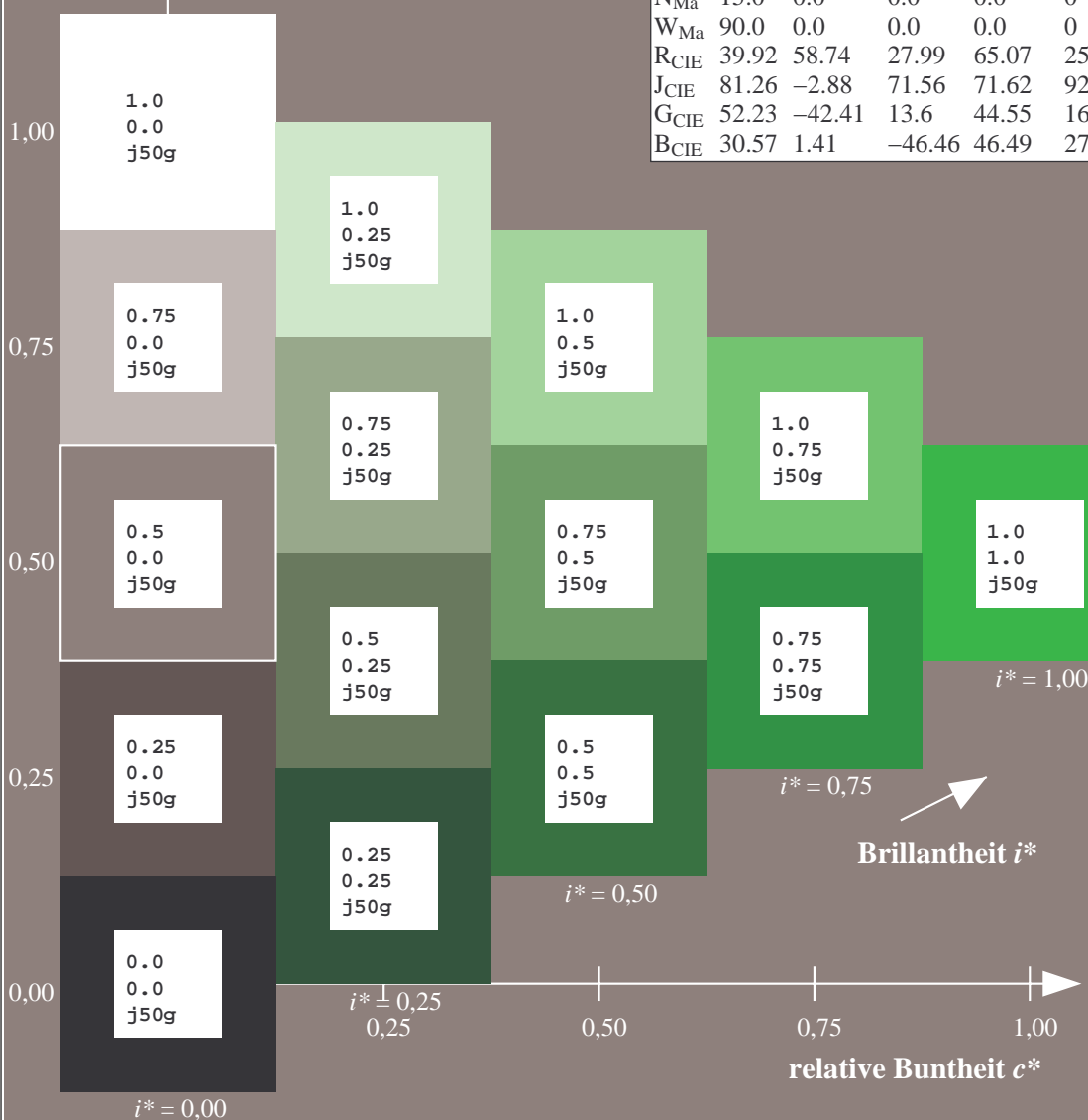
%Regularität

$g^*_{H,rel} = 31$

$g^*_{C,rel} = 40$

FRS15_90aM; adaptierte CIELAB-Daten

	$L^*=L^*_a$	a^*_a	b^*_a	$C^*_{ab,a}$	$h^*_{ab,a}$
r00j	35.47	56.92	27.12	63.05	25
r25j	39.12	49.04	44.45	66.19	42
r50j	50.64	35.19	58.33	68.13	59
r75j	64.01	19.11	74.45	76.87	76
j00g	83.18	-3.93	97.56	97.64	92
j25g	66.73	-26.86	74.66	79.35	110
j50g	54.03	-43.42	57.07	71.71	127
j75g	44.73	-54.21	38.33	66.4	145
g00b	47.59	-44.11	14.14	46.33	162
g25b	49.97	-35.68	-6.03	36.19	190
g50b	51.85	-29.05	-21.88	36.38	217
g75b	46.92	-15.53	-32.37	35.92	244
b00r	37.91	1.15	-38.05	38.08	272
b25r	23.81	27.31	-46.96	54.33	300
b50r	29.52	62.07	-37.87	72.72	329
b75r	36.48	64.24	-3.31	64.33	357



Ein und Ausgabe: Farbmetrisches Drucker-Reflektiv-System FRS15_90aM für relativen CIELAB-Bunton $h^* = lab^*h^* = h_{ab}/360 = 145/360 = 0.402$ $u^* = j75g$

Daten für jede Farbe:

lab^*ch^* und lab^*icu^*

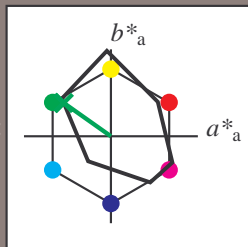
Elementar-Buntoncontext:

$u^* = j75g$

Kontrastreduzierungsfaktor:

$c_R = 0.9$

Dreiecks-Helligkeit t^*



FRS15_90aM; adaptierte CIELAB-Daten

	$L^*=L^*_a$	a^*_a	b^*_a	$C^*_{ab,a}$	$h^*_{ab,a}$
O _{Ma}	35.06	53.93	39.55	66.88	36
Y _{Ma}	83.77	-4.63	98.26	98.37	93
L _{Ma}	44.13	-56.32	43.36	71.09	142
C _{Ma}	52.66	-26.18	-28.74	38.89	228
V _{Ma}	14.15	45.22	-53.06	69.72	310
M _{Ma}	37.37	70.69	-30.1	76.83	337
N _{Ma}	15.0	0.0	0.0	0.0	0
W _{Ma}	90.0	0.0	0.0	0.0	0
R _{CIE}	39.92	58.74	27.99	65.07	25
J _{CIE}	81.26	-2.88	71.56	71.62	92
G _{CIE}	52.23	-42.41	13.6	44.55	162
B _{CIE}	30.57	1.41	-46.46	46.49	272

Daten für Maximalfarbe (Ma):

$LAB^*LAB^*Ma: 45 -53 38$

$LAB^*LCH^*Ma: 45 66 145$

$lab^*rgb^*Ma: 0.25 1.0 0.0$

$lab^*olv^*Ma: 0.0 1.0 0.07$

Dreiecks-Helligkeit t^*

%Umfang

$u^*_{rel} = 88$

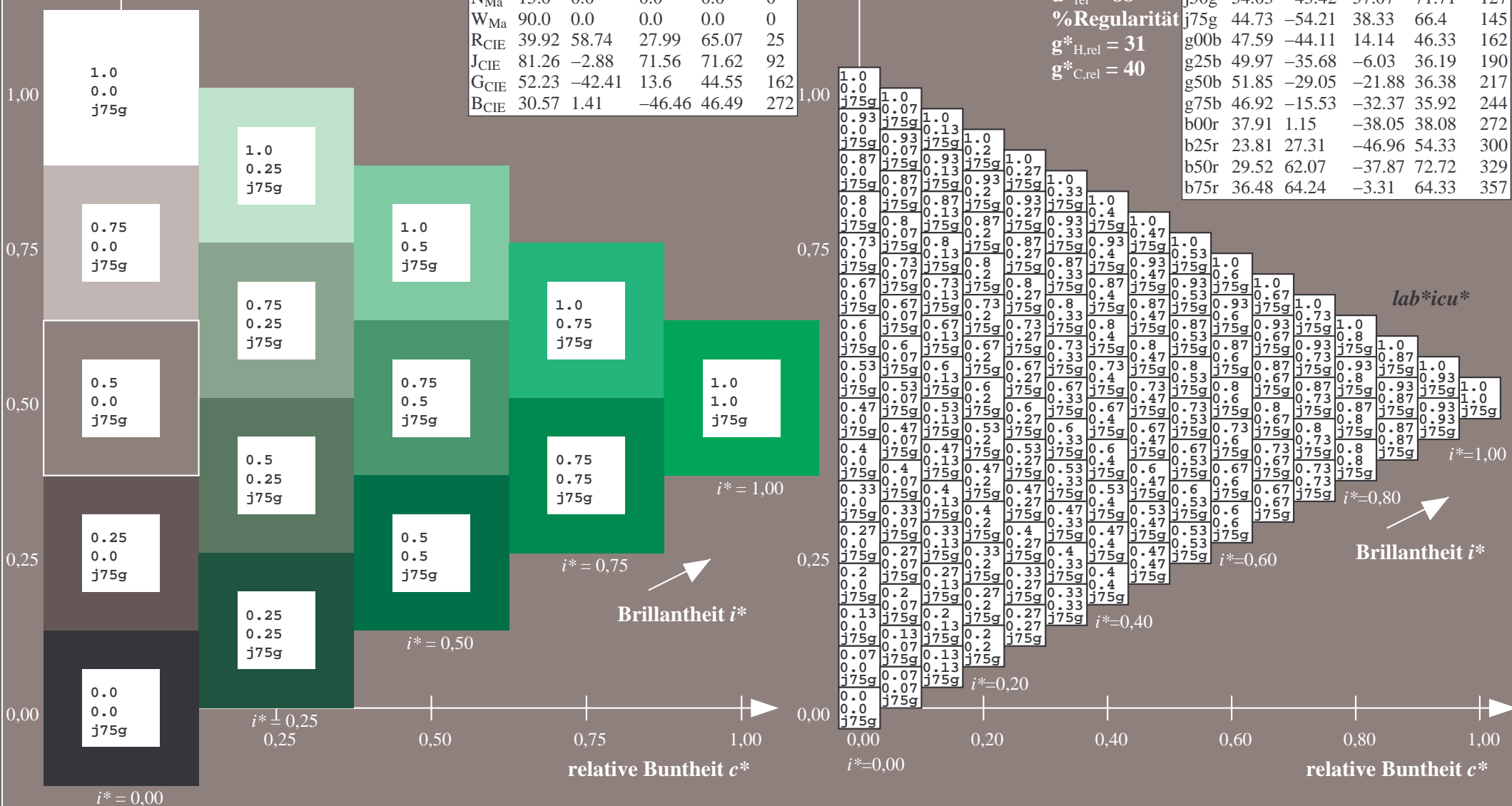
%Regularität

$g^*_{H,rel} = 31$

$g^*_{C,rel} = 40$

FRS15_90aM; adaptierte CIELAB-Daten

	$L^*=L^*_a$	a^*_a	b^*_a	$C^*_{ab,a}$	$h^*_{ab,a}$
r00j	35.47	56.92	27.12	63.05	25
r25j	39.12	49.04	44.45	66.19	42
r50j	50.64	35.19	58.33	68.13	59
r75j	64.01	19.11	74.45	76.87	76
j00g	83.18	-3.93	97.56	97.64	92
j25g	66.73	-26.86	74.66	79.35	110
j50g	54.03	-43.42	57.07	71.71	127
j75g	44.73	-54.21	38.33	66.4	145
g00b	47.59	-44.11	14.14	46.33	162
g25b	49.97	-35.68	-6.03	36.19	190
g50b	51.85	-29.05	-21.88	36.38	217
g75b	46.92	-15.53	-32.37	35.92	244
b00r	37.91	1.15	-38.05	38.08	272
b25r	23.81	27.31	-46.96	54.33	300
b50r	29.52	62.07	-37.87	72.72	329
b75r	36.48	64.24	-3.31	64.33	357



Daten für jede Farbe:

lab^*ch^* und lab^*icu^*

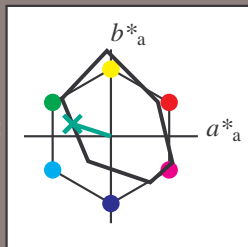
Elementar-Buntontext:

$u^* = g00b$

Kontrastreduzierungsfaktor:

$c_R = 0.9$

Dreiecks-Helligkeit t^*



FRS15_90aM; adaptierte CIELAB-Daten

	$L^*=L^*_a$	a^*_a	b^*_a	$C^*_{ab,a}$	$h^*_{ab,a}$
O _{Ma}	35.06	53.93	39.55	66.88	36
Y _{Ma}	83.77	-4.63	98.26	98.37	93
L _{Ma}	44.13	-56.32	43.36	71.09	142
C _{Ma}	52.66	-26.18	-28.74	38.89	228
V _{Ma}	14.15	45.22	-53.06	69.72	310
M _{Ma}	37.37	70.69	-30.1	76.83	337
N _{Ma}	15.0	0.0	0.0	0.0	0
W _{Ma}	90.0	0.0	0.0	0.0	0
R _{CIE}	39.92	58.74	27.99	65.07	25
J _{CIE}	81.26	-2.88	71.56	71.62	92
G _{CIE}	52.23	-42.41	13.6	44.55	162
B _{CIE}	30.57	1.41	-46.46	46.49	272

Daten für Maximalfarbe (Ma):

$LAB^*LAB^*Ma: 48 -43 14$

$LAB^*LCH^*Ma: 48 46 162$

$lab^*rgb^*Ma: 0.0 1.0 0.0$

$lab^*olv^*Ma: 0.0 1.0 0.41$

Dreiecks-Helligkeit t^*

%Umfang

$u^*_{rel} = 88$

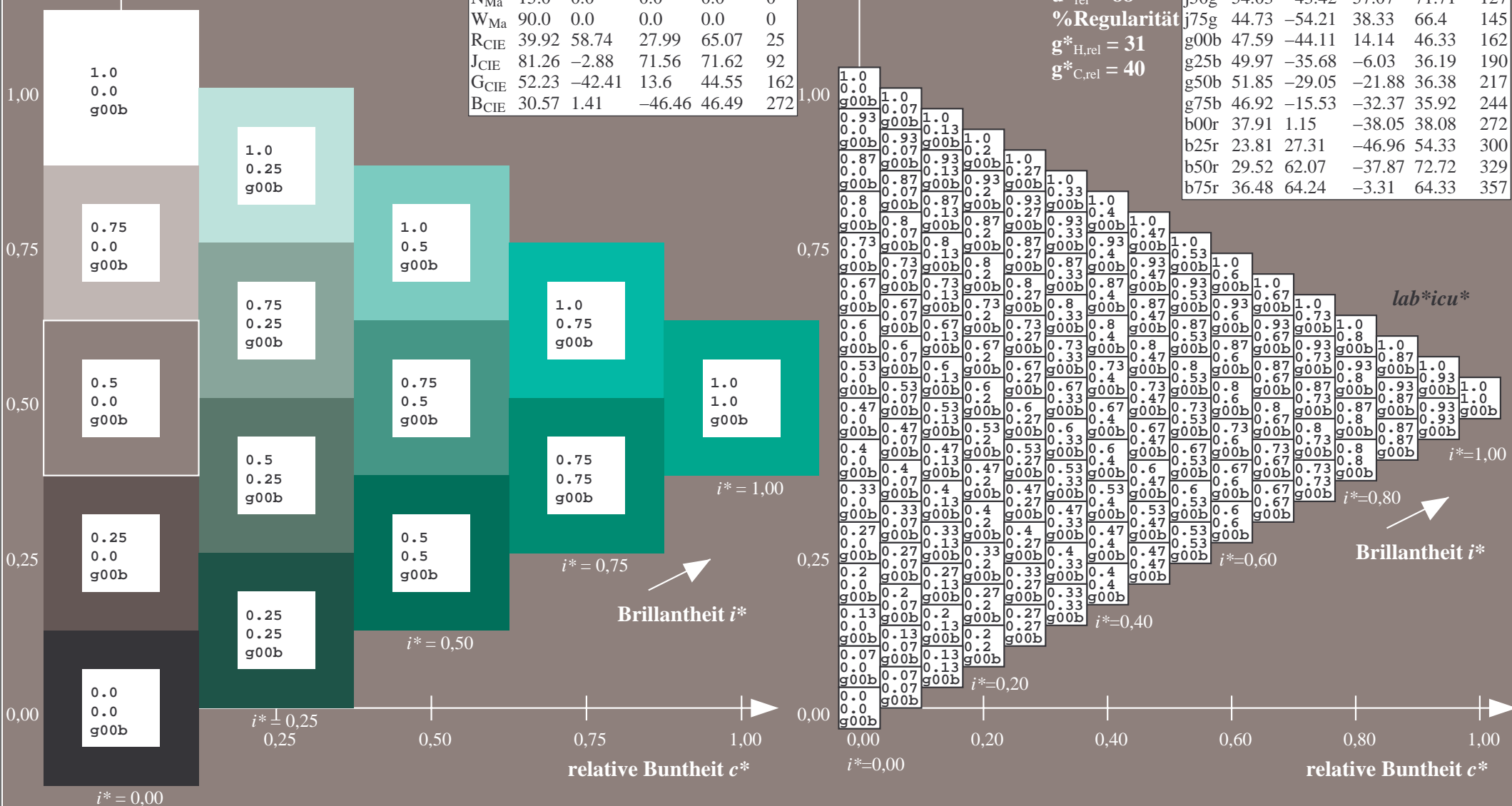
%Regularität

$g^*_{H,rel} = 31$

$g^*_{C,rel} = 40$

FRS15_90aM; adaptierte CIELAB-Daten

	$L^*=L^*_a$	a^*_a	b^*_a	$C^*_{ab,a}$	$h^*_{ab,a}$
r00j	35.47	56.92	27.12	63.05	25
r25j	39.12	49.04	44.45	66.19	42
r50j	50.64	35.19	58.33	68.13	59
r75j	64.01	19.11	74.45	76.87	76
j00g	83.18	-3.93	97.56	97.64	92
j25g	66.73	-26.86	74.66	79.35	110
j50g	54.03	-43.42	57.07	71.71	127
j75g	44.73	-54.21	38.33	66.4	145
g00b	47.59	-44.11	14.14	46.33	162
g25b	49.97	-35.68	-6.03	36.19	190
g50b	51.85	-29.05	-21.88	36.38	217
g75b	46.92	-15.53	-32.37	35.92	244
b00r	37.91	1.15	-38.05	38.08	272
b25r	23.81	27.31	-46.96	54.33	300
b50r	29.52	62.07	-37.87	72.72	329
b75r	36.48	64.24	-3.31	64.33	357



Daten für jede Farbe:

lab^*ch^* und lab^*icu^*

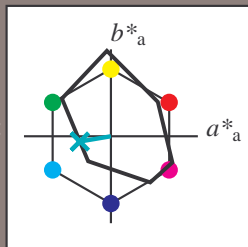
Elementar-Buntontext:

$u^* = g25b$

Kontrastreduzierungsfaktor:

$c_R = 0.9$

Dreiecks-Helligkeit t^*



FRS15_90aM; adaptierte CIELAB-Daten

	$L^*=L^*_a$	a^*_a	b^*_a	$C^*_{ab,a}$	$h^*_{ab,a}$
O _{Ma}	35.06	53.93	39.55	66.88	36
Y _{Ma}	83.77	-4.63	98.26	98.37	93
L _{Ma}	44.13	-56.32	43.36	71.09	142
C _{Ma}	52.66	-26.18	-28.74	38.89	228
V _{Ma}	14.15	45.22	-53.06	69.72	310
M _{Ma}	37.37	70.69	-30.1	76.83	337
N _{Ma}	15.0	0.0	0.0	0.0	0
W _{Ma}	90.0	0.0	0.0	0.0	0
R _{CIE}	39.92	58.74	27.99	65.07	25
J _{CIE}	81.26	-2.88	71.56	71.62	92
G _{CIE}	52.23	-42.41	13.6	44.55	162
B _{CIE}	30.57	1.41	-46.46	46.49	272

Daten für Maximalfarbe (Ma):

$LAB^*LAB^*_{Ma}$: 50 -35 -5

$LAB^*LCH^*_{Ma}$: 50 36 190

$lab^*rgb^*_{Ma}$: 0.0 1.0 0.5

$lab^*olv^*_{Ma}$: 0.0 1.0 0.69

Dreiecks-Helligkeit t^*

%Umfang

$u^*_{rel} = 88$

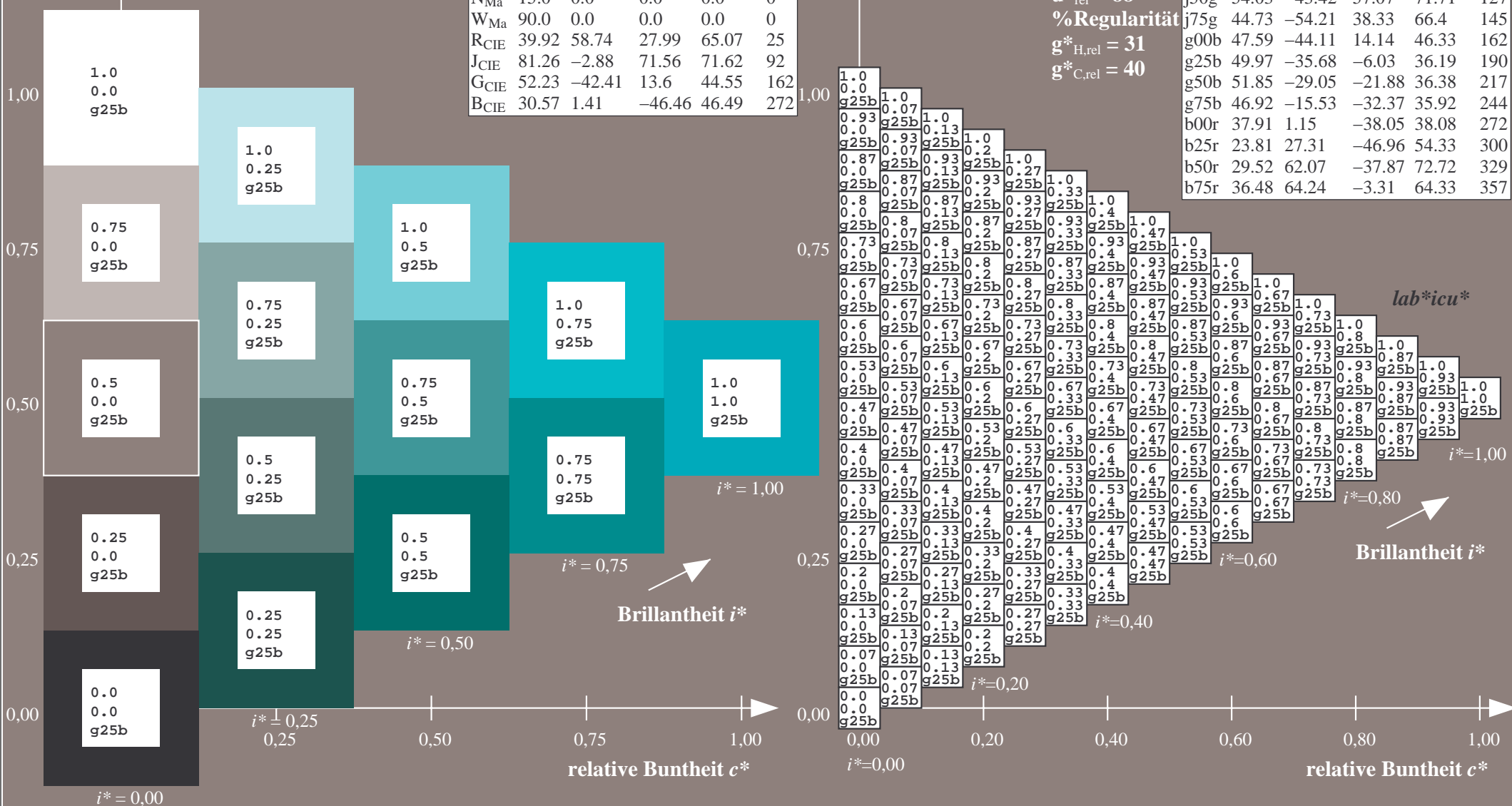
%Regularität

$g^*_{H,rel} = 31$

$g^*_{C,rel} = 40$

FRS15_90aM; adaptierte CIELAB-Daten

	$L^*=L^*_a$	a^*_a	b^*_a	$C^*_{ab,a}$	$h^*_{ab,a}$
r00j	35.47	56.92	27.12	63.05	25
r25j	39.12	49.04	44.45	66.19	42
r50j	50.64	35.19	58.33	68.13	59
r75j	64.01	19.11	74.45	76.87	76
j00g	83.18	-3.93	97.56	97.64	92
j25g	66.73	-26.86	74.66	79.35	110
j50g	54.03	-43.42	57.07	71.71	127
j75g	44.73	-54.21	38.33	66.4	145
g00b	47.59	-44.11	14.14	46.33	162
g25b	49.97	-35.68	-6.03	36.19	190
g50b	51.85	-29.05	-21.88	36.38	217
g75b	46.92	-15.53	-32.37	35.92	244
b00r	37.91	1.15	-38.05	38.08	272
b25r	23.81	27.31	-46.96	54.33	300
b50r	29.52	62.07	-37.87	72.72	329
b75r	36.48	64.24	-3.31	64.33	357



Daten für jede Farbe:

lab^*ch^* und lab^*icu^*

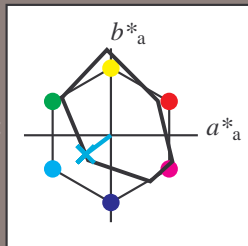
Elementar-Buntontext:

$u^* = g50b$

Kontrastreduzierungsfaktor:

$c_R = 0.9$

Dreiecks-Helligkeit t^*



FRS15_90aM; adaptierte CIELAB-Daten

	$L^*=L^*_a$	a^*_a	b^*_a	$C^*_{ab,a}$	$h^*_{ab,a}$
O _{Ma}	35.06	53.93	39.55	66.88	36
Y _{Ma}	83.77	-4.63	98.26	98.37	93
L _{Ma}	44.13	-56.32	43.36	71.09	142
C _{Ma}	52.66	-26.18	-28.74	38.89	228
V _{Ma}	14.15	45.22	-53.06	69.72	310
M _{Ma}	37.37	70.69	-30.1	76.83	337
N _{Ma}	15.0	0.0	0.0	0.0	0
W _{Ma}	90.0	0.0	0.0	0.0	0
R _{CIE}	39.92	58.74	27.99	65.07	25
J _{CIE}	81.26	-2.88	71.56	71.62	92
G _{CIE}	52.23	-42.41	13.6	44.55	162
B _{CIE}	30.57	1.41	-46.46	46.49	272

Daten für Maximalfarbe (Ma):

$LAB^*LAB^*_{Ma}$: 52 -28 -21

$LAB^*LCH^*_{Ma}$: 52 36 217

$lab^*rgb^*_{Ma}$: 0.0 1.0 1.0

$lab^*olv^*_{Ma}$: 0.0 1.0 0.9

Dreiecks-Helligkeit t^*

%Umfang

$u^*_{rel} = 88$

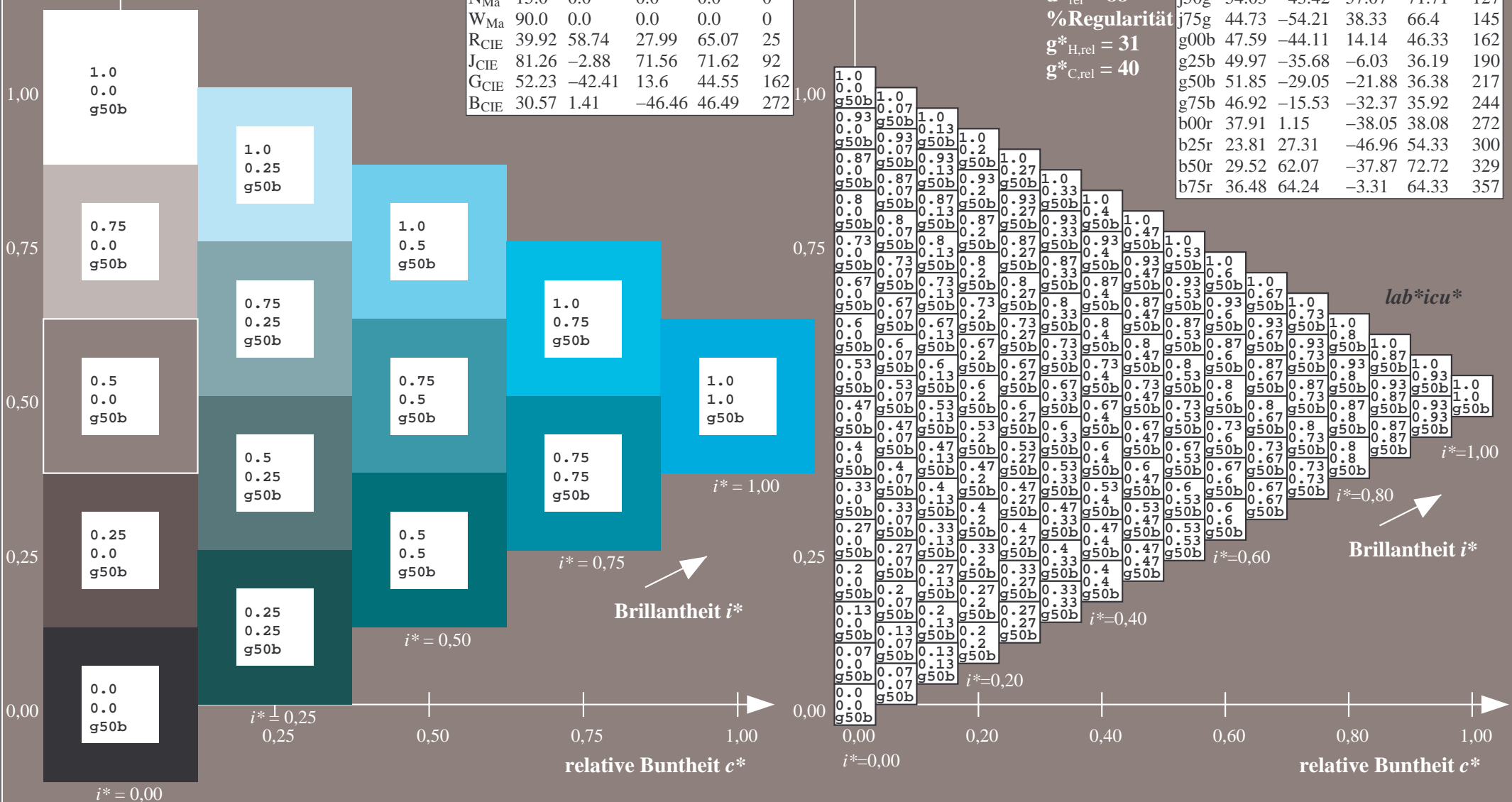
%Regularität

$g^*_{H,rel} = 31$

$g^*_{C,rel} = 40$

FRS15_90aM; adaptierte CIELAB-Daten

	$L^*=L^*_a$	a^*_a	b^*_a	$C^*_{ab,a}$	$h^*_{ab,a}$
r00j	35.47	56.92	27.12	63.05	25
r25j	39.12	49.04	44.45	66.19	42
r50j	50.64	35.19	58.33	68.13	59
r75j	64.01	19.11	74.45	76.87	76
j00g	83.18	-3.93	97.56	97.64	92
j25g	66.73	-26.86	74.66	79.35	110
j50g	54.03	-43.42	57.07	71.71	127
j75g	44.73	-54.21	38.33	66.4	145
g00b	47.59	-44.11	14.14	46.33	162
g25b	49.97	-35.68	-6.03	36.19	190
g50b	51.85	-29.05	-21.88	36.38	217
g75b	46.92	-15.53	-32.37	35.92	244
b00r	37.91	1.15	-38.05	38.08	272
b25r	23.81	27.31	-46.96	54.33	300
b50r	29.52	62.07	-37.87	72.72	329
b75r	36.48	64.24	-3.31	64.33	357



Daten für jede Farbe:

lab^*ch^* und lab^*icu^*

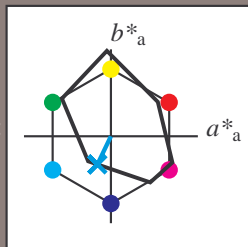
Elementar-Buntoncontext:

$u^* = g75b$

Kontrastreduzierungsfaktor:

$c_R = 0.9$

Dreiecks-Helligkeit t^*



FRS15_90aM; adaptierte CIELAB-Daten

	$L^*=L^*_a$	a^*_a	b^*_a	$C^*_{ab,a}$	$h^*_{ab,a}$
O _{Ma}	35.06	53.93	39.55	66.88	36
Y _{Ma}	83.77	-4.63	98.26	98.37	93
L _{Ma}	44.13	-56.32	43.36	71.09	142
C _{Ma}	52.66	-26.18	-28.74	38.89	228
V _{Ma}	14.15	45.22	-53.06	69.72	310
M _{Ma}	37.37	70.69	-30.1	76.83	337
N _{Ma}	15.0	0.0	0.0	0.0	0
W _{Ma}	90.0	0.0	0.0	0.0	0
R _{CIE}	39.92	58.74	27.99	65.07	25
J _{CIE}	81.26	-2.88	71.56	71.62	92
G _{CIE}	52.23	-42.41	13.6	44.55	162
B _{CIE}	30.57	1.41	-46.46	46.49	272

Daten für Maximalfarbe (Ma):

$LAB^*LAB^*Ma: 47 -15 -31$

$LAB^*LCH^*Ma: 47 36 244$

$lab^*rgb^*Ma: 0.0 0.5 1.0$

$lab^*olv^*Ma: 0.0 0.85 1.0$

Dreiecks-Helligkeit t^*

%Umfang

$u^*_{rel} = 88$


%Regularität

$g^*_{H,rel} = 31$

$g^*_{C,rel} = 40$

FRS15_90aM; adaptierte CIELAB-Daten

	$L^*=L^*_a$	a^*_a	b^*_a	$C^*_{ab,a}$	$h^*_{ab,a}$
r00j	35.47	56.92	27.12	63.05	25
r25j	39.12	49.04	44.45	66.19	42
r50j	50.64	35.19	58.33	68.13	59
r75j	64.01	19.11	74.45	76.87	76
j00g	83.18	-3.93	97.56	97.64	92
j25g	66.73	-26.86	74.66	79.35	110
j50g	54.03	-43.42	57.07	71.71	127
j75g	44.73	-54.21	38.33	66.4	145
g00b	47.59	-44.11	14.14	46.33	162
g25b	49.97	-35.68	-6.03	36.19	190
g50b	51.85	-29.05	-21.88	36.38	217
g75b	46.92	-15.53	-32.37	35.92	244
b00r	37.91	1.15	-38.05	38.08	272
b25r	23.81	27.31	-46.96	54.33	300
b50r	29.52	62.07	-37.87	72.72	329
b75r	36.48	64.24	-3.31	64.33	357



Daten für jede Farbe:

lab^*ch^* und lab^*icu^*

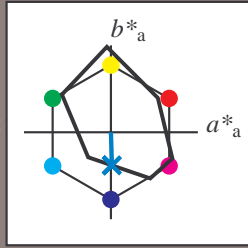
Elementar-Buntontext:

$u^* = b00r$

Kontrastreduzierungsfaktor:

$c_R = 0.9$

Dreiecks-Helligkeit t^*



FRS15_90aM; adaptierte CIELAB-Daten

	$L^*=L^*_a$	a^*_a	b^*_a	$C^*_{ab,a}$	$h^*_{ab,a}$
O _{Ma}	35.06	53.93	39.55	66.88	36
Y _{Ma}	83.77	-4.63	98.26	98.37	93
L _{Ma}	44.13	-56.32	43.36	71.09	142
C _{Ma}	52.66	-26.18	-28.74	38.89	228
V _{Ma}	14.15	45.22	-53.06	69.72	310
M _{Ma}	37.37	70.69	-30.1	76.83	337
N _{Ma}	15.0	0.0	0.0	0.0	0
W _{Ma}	90.0	0.0	0.0	0.0	0
R _{CIE}	39.92	58.74	27.99	65.07	25
J _{CIE}	81.26	-2.88	71.56	71.62	92
G _{CIE}	52.23	-42.41	13.6	44.55	162
B _{CIE}	30.57	1.41	-46.46	46.49	272

Daten für Maximalfarbe (Ma):

$LAB^*LAB^*_{Ma}$: 38 1 -37

$LAB^*LCH^*_{Ma}$: 38 38 272

$lab^*rgb^*_{Ma}$: 0.0 0.0 1.0

$lab^*olv^*_{Ma}$: 0.0 0.62 1.0

Dreiecks-Helligkeit t^*

%Umfang

$u^*_{rel} = 88$

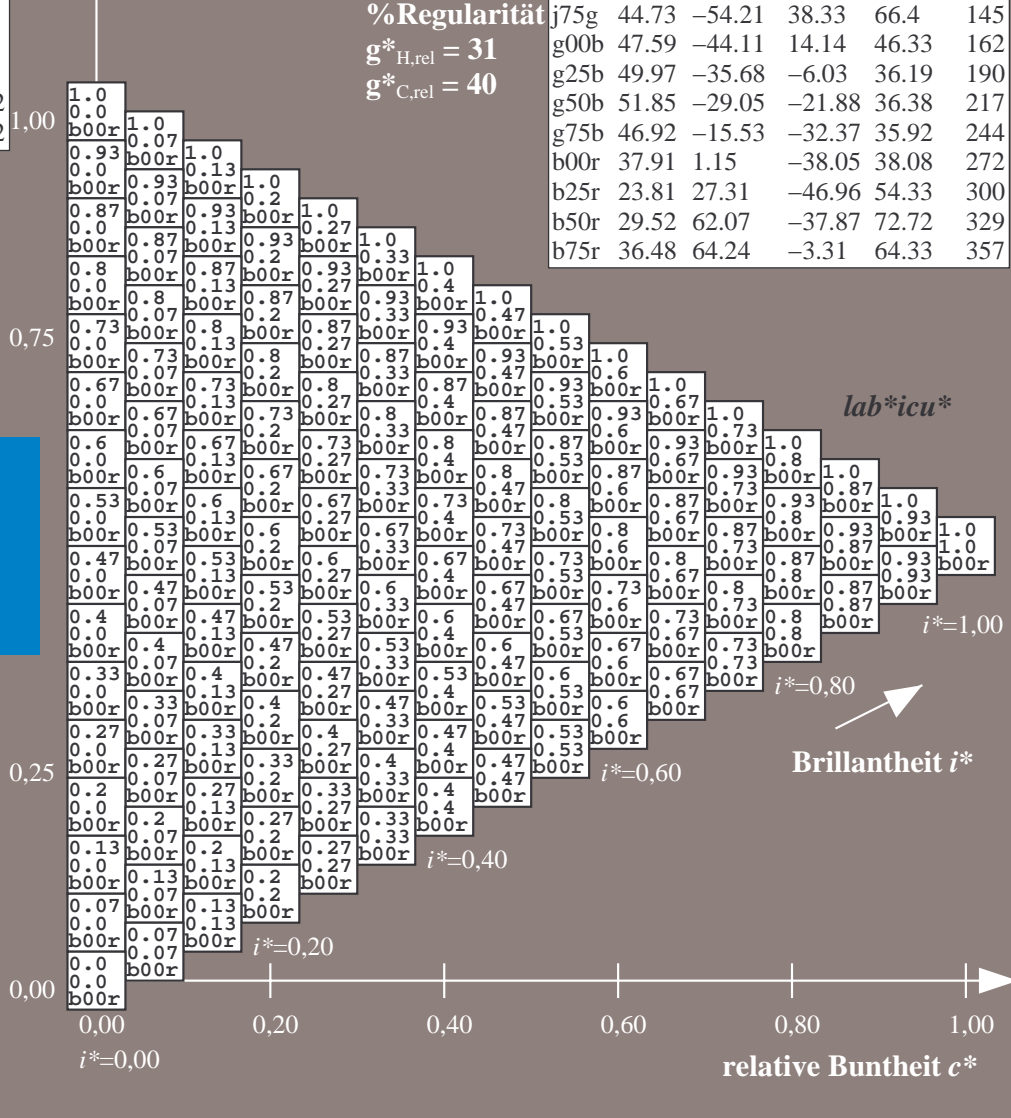
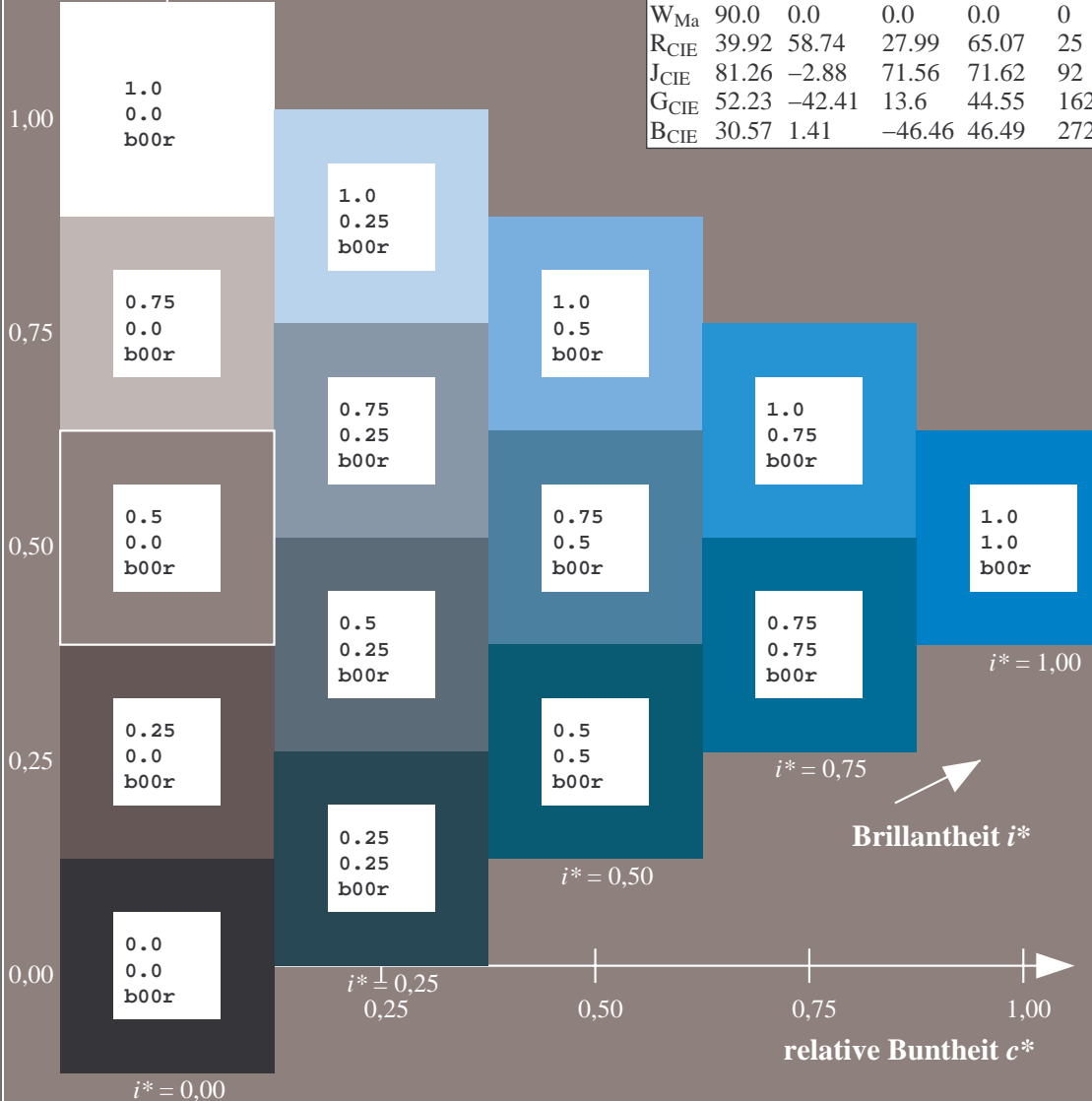
%Regularität

$g^*_{H,rel} = 31$

$g^*_{C,rel} = 40$

FRS15_90aM; adaptierte CIELAB-Daten

	$L^*=L^*_a$	a^*_a	b^*_a	$C^*_{ab,a}$	$h^*_{ab,a}$
r00j	35.47	56.92	27.12	63.05	25
r25j	39.12	49.04	44.45	66.19	42
r50j	50.64	35.19	58.33	68.13	59
r75j	64.01	19.11	74.45	76.87	76
j00g	83.18	-3.93	97.56	97.64	92
j25g	66.73	-26.86	74.66	79.35	110
j50g	54.03	-43.42	57.07	71.71	127
j75g	44.73	-54.21	38.33	66.4	145
g00b	47.59	-44.11	14.14	46.33	162
g25b	49.97	-35.68	-6.03	36.19	190
g50b	51.85	-29.05	-21.88	36.38	217
g75b	46.92	-15.53	-32.37	35.92	244
b00r	37.91	1.15	-38.05	38.08	272
b25r	23.81	27.31	-46.96	54.33	300
b50r	29.52	62.07	-37.87	72.72	329
b75r	36.48	64.24	-3.31	64.33	357



Daten für jede Farbe:

lab^*ch^* und lab^*icu^*

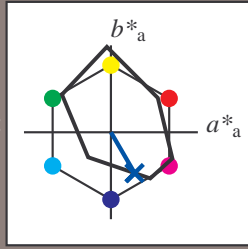
Elementar-Buntontext:

$u^* = b25r$

Kontrastreduzierungsfaktor:

$c_R = 0.9$

Dreiecks-Helligkeit t^*



FRS15_90aM; adaptierte CIELAB-Daten

	$L^*=L^*_a$	a^*_a	b^*_a	$C^*_{ab,a}$	$h^*_{ab,a}$
O _{Ma}	35.06	53.93	39.55	66.88	36
Y _{Ma}	83.77	-4.63	98.26	98.37	93
L _{Ma}	44.13	-56.32	43.36	71.09	142
C _{Ma}	52.66	-26.18	-28.74	38.89	228
V _{Ma}	14.15	45.22	-53.06	69.72	310
M _{Ma}	37.37	70.69	-30.1	76.83	337
N _{Ma}	15.0	0.0	0.0	0.0	0
W _{Ma}	90.0	0.0	0.0	0.0	0
R _{CIE}	39.92	58.74	27.99	65.07	25
J _{CIE}	81.26	-2.88	71.56	71.62	92
G _{CIE}	52.23	-42.41	13.6	44.55	162
B _{CIE}	30.57	1.41	-46.46	46.49	272

Daten für Maximalfarbe (Ma):

$LAB^*LAB^*Ma: 24\ 27\ -46$

$LAB^*LCH^*Ma: 24\ 54\ 300$

$lab^*rgb^*Ma: 0.5\ 0.0\ 1.0$

$lab^*olv^*Ma: 0.0\ 0.25\ 1.0$

Dreiecks-Helligkeit t^*

%Umfang

$u^*_{rel} = 88$

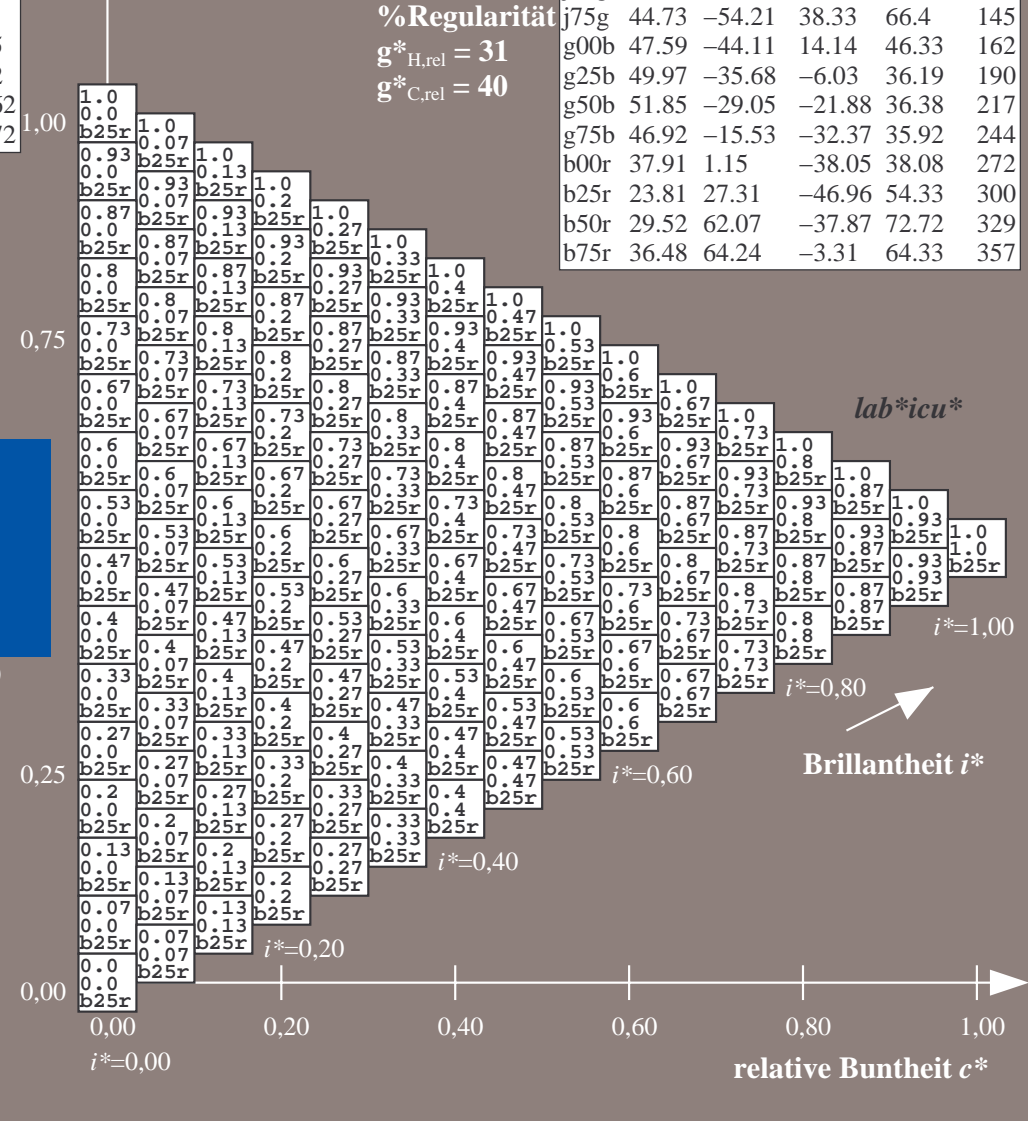
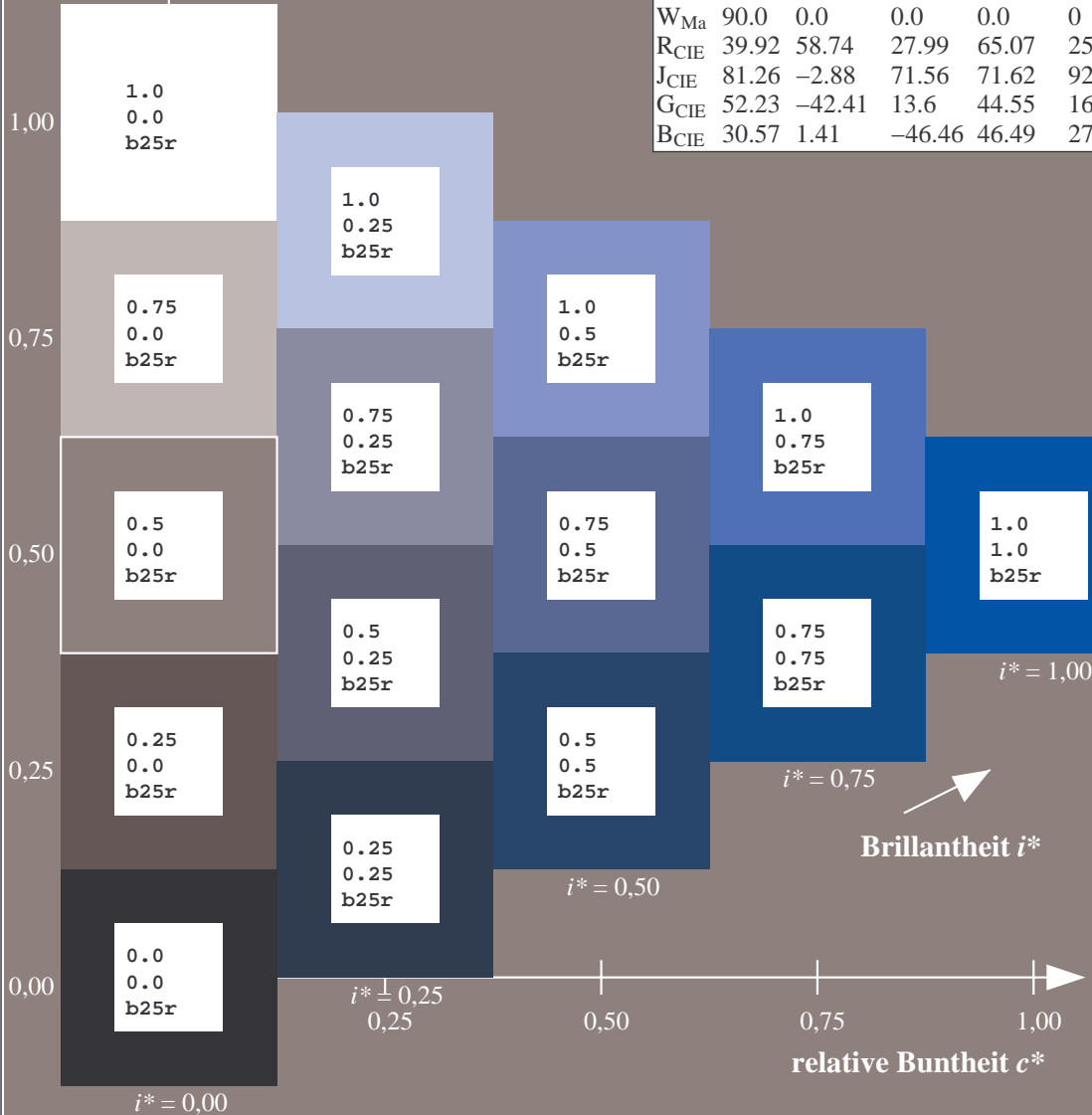
%Regularität

$g^*_{H,rel} = 31$

$g^*_{C,rel} = 40$

FRS15_90aM; adaptierte CIELAB-Daten

	$L^*=L^*_a$	a^*_a	b^*_a	$C^*_{ab,a}$	$h^*_{ab,a}$
r00j	35.47	56.92	27.12	63.05	25
r25j	39.12	49.04	44.45	66.19	42
r50j	50.64	35.19	58.33	68.13	59
r75j	64.01	19.11	74.45	76.87	76
j00g	83.18	-3.93	97.56	97.64	92
j25g	66.73	-26.86	74.66	79.35	110
j50g	54.03	-43.42	57.07	71.71	127
j75g	44.73	-54.21	38.33	66.4	145
g00b	47.59	-44.11	14.14	46.33	162
g25b	49.97	-35.68	-6.03	36.19	190
g50b	51.85	-29.05	-21.88	36.38	217
g75b	46.92	-15.53	-32.37	35.92	244
b00r	37.91	1.15	-38.05	38.08	272
b25r	23.81	27.31	-46.96	54.33	300
b50r	29.52	62.07	-37.87	72.72	329
b75r	36.48	64.24	-3.31	64.33	357



Daten für jede Farbe:

lab^*ch^* und lab^*icu^*

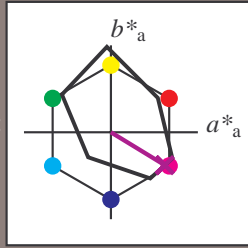
Elementar-Buntontext:

$u^* = b50r$

Kontrastreduzierungsfaktor:

$c_R = 0,9$

Dreiecks-Helligkeit t^*



FRS15_90aM; adaptierte CIELAB-Daten

	$L^*=L^*_a$	a^*_a	b^*_a	$C^*_{ab,a}$	$h^*_{ab,a}$
O _{Ma}	35.06	53.93	39.55	66.88	36
Y _{Ma}	83.77	-4.63	98.26	98.37	93
L _{Ma}	44.13	-56.32	43.36	71.09	142
C _{Ma}	52.66	-26.18	-28.74	38.89	228
V _{Ma}	14.15	45.22	-53.06	69.72	310
M _{Ma}	37.37	70.69	-30.1	76.83	337
N _{Ma}	15.0	0.0	0.0	0.0	0
W _{Ma}	90.0	0.0	0.0	0.0	0
R _{CIE}	39.92	58.74	27.99	65.07	25
J _{CIE}	81.26	-2.88	71.56	71.62	92
G _{CIE}	52.23	-42.41	13.6	44.55	162
B _{CIE}	30.57	1.41	-46.46	46.49	272

Daten für Maximalfarbe (Ma):

$LAB^*LAB^*_{Ma}$: 30 62 -37

$LAB^*LCH^*_{Ma}$: 30 73 329

$lab^*rgb^*_{Ma}$: 1.0 0.0 1.0

$lab^*olv^*_{Ma}$: 0.66 0.0 1.0

Dreiecks-Helligkeit t^*

%Umfang

$u^*_{rel} = 88$

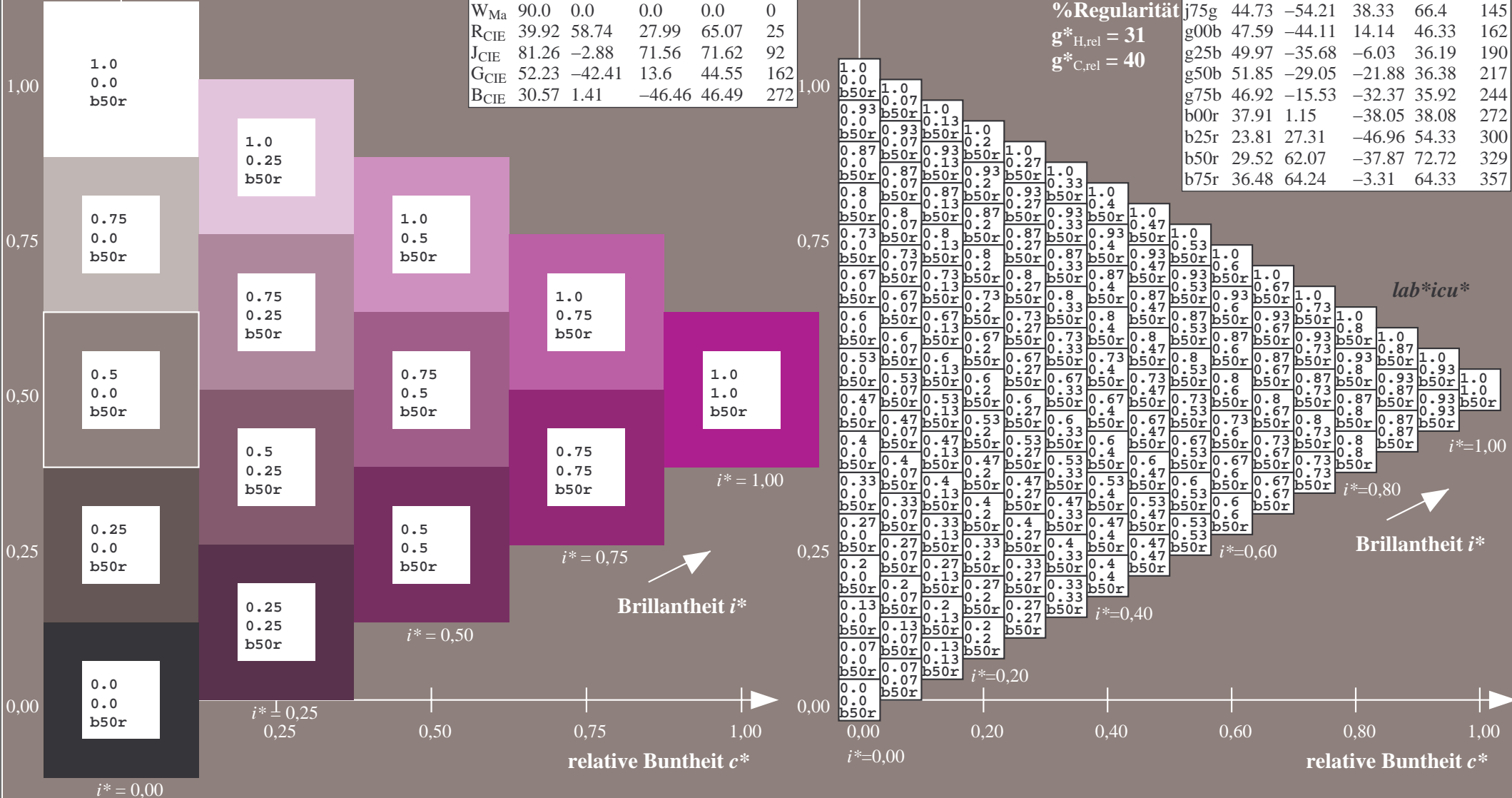
%Regularität

$g^*_{H,rel} = 31$

$g^*_{C,rel} = 40$

FRS15_90aM; adaptierte CIELAB-Daten

	$L^*=L^*_a$	a^*_a	b^*_a	$C^*_{ab,a}$	$h^*_{ab,a}$
r00j	35.47	56.92	27.12	63.05	25
r25j	39.12	49.04	44.45	66.19	42
r50j	50.64	35.19	58.33	68.13	59
r75j	64.01	19.11	74.45	76.87	76
j00g	83.18	-3.93	97.56	97.64	92
j25g	66.73	-26.86	74.66	79.35	110
j50g	54.03	-43.42	57.07	71.71	127
j75g	44.73	-54.21	38.33	66.4	145
g00b	47.59	-44.11	14.14	46.33	162
g25b	49.97	-35.68	-6.03	36.19	190
g50b	51.85	-29.05	-21.88	36.38	217
g75b	46.92	-15.53	-32.37	35.92	244
b00r	37.91	1.15	-38.05	38.08	272
b25r	23.81	27.31	-46.96	54.33	300
b50r	29.52	62.07	-37.87	72.72	329
b75r	36.48	64.24	-3.31	64.33	357



Daten für jede Farbe:

lab^*ch^* und lab^*icu^*

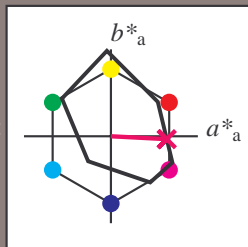
Elementar-Buntontext:

$u^* = b75r$

Kontrastreduzierungsfaktor:

$c_R = 0,9$

Dreiecks-Helligkeit t^*



FRS15_90aM; adaptierte CIELAB-Daten

	$L^*=L^*_a$	a^*_a	b^*_a	$C^*_{ab,a}$	$h^*_{ab,a}$
O _{Ma}	35.06	53.93	39.55	66.88	36
Y _{Ma}	83.77	-4.63	98.26	98.37	93
L _{Ma}	44.13	-56.32	43.36	71.09	142
C _{Ma}	52.66	-26.18	-28.74	38.89	228
V _{Ma}	14.15	45.22	-53.06	69.72	310
M _{Ma}	37.37	70.69	-30.1	76.83	337
N _{Ma}	15.0	0.0	0.0	0.0	0
W _{Ma}	90.0	0.0	0.0	0.0	0
R _{CIE}	39.92	58.74	27.99	65.07	25
J _{CIE}	81.26	-2.88	71.56	71.62	92
G _{CIE}	52.23	-42.41	13.6	44.55	162
B _{CIE}	30.57	1.41	-46.46	46.49	272

Daten für Maximalfarbe (Ma):

$LAB^*LAB^*Ma: 36\ 64\ -2$

$LAB^*LCH^*Ma: 36\ 64\ 357$

$lab^*rgb^*Ma: 1.0\ 0.0\ 0.5$

$lab^*olv^*Ma: 1.0\ 0.0\ 0.62$

Dreiecks-Helligkeit t^*

%Umfang

$u^*_{rel} = 88$

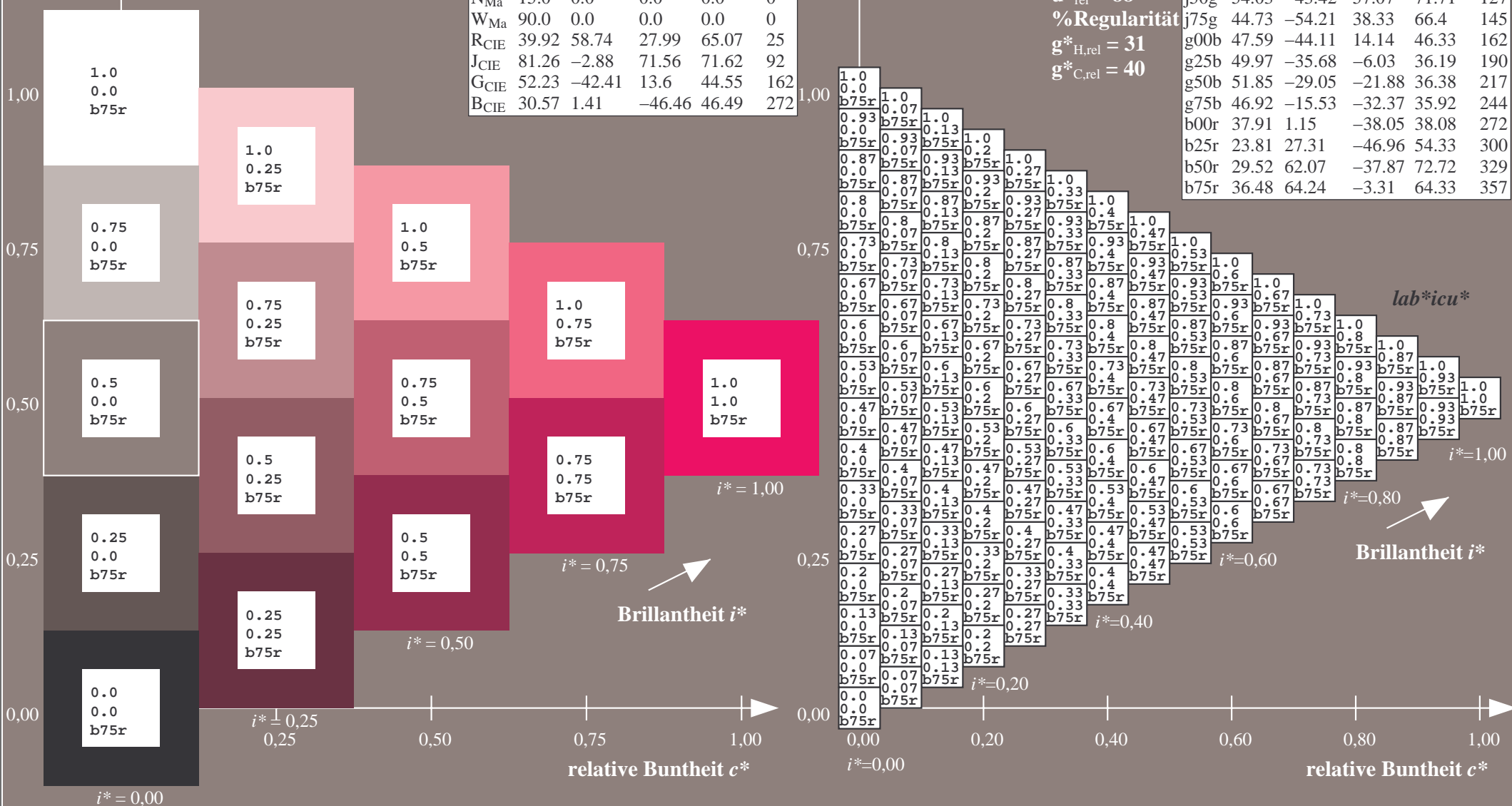
%Regularität

$g^*_{H,rel} = 31$

$g^*_{C,rel} = 40$

FRS15_90aM; adaptierte CIELAB-Daten

	$L^*=L^*_a$	a^*_a	b^*_a	$C^*_{ab,a}$	$h^*_{ab,a}$
r00j	35.47	56.92	27.12	63.05	25
r25j	39.12	49.04	44.45	66.19	42
r50j	50.64	35.19	58.33	68.13	59
r75j	64.01	19.11	74.45	76.87	76
j00g	83.18	-3.93	97.56	97.64	92
j25g	66.73	-26.86	74.66	79.35	110
j50g	54.03	-43.42	57.07	71.71	127
j75g	44.73	-54.21	38.33	66.4	145
g00b	47.59	-44.11	14.14	46.33	162
g25b	49.97	-35.68	-6.03	36.19	190
g50b	51.85	-29.05	-21.88	36.38	217
g75b	46.92	-15.53	-32.37	35.92	244
b00r	37.91	1.15	-38.05	38.08	272
b25r	23.81	27.31	-46.96	54.33	300
b50r	29.52	62.07	-37.87	72.72	329
b75r	36.48	64.24	-3.31	64.33	357



Ein und Ausgabe:

Farbmetrisches Drucker-Reflektiv-System FRS15_90aM

Daten für jede Farbe:

$lab^{*}ch^{*}$ und $lab^{*}icu^{*}$

Elementar-Bunttontext:

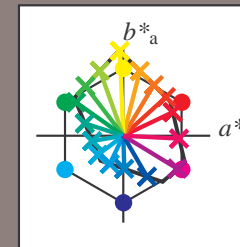
$u^{*} = 16$ Buntttöne $r00j, r25j, \dots, b75r$

Kontrastreduzierungsfaktor:

$c_R = 0.9$

FRS15_90aM; adaptierte CIELAB-Daten

	$L^{*}=L^{*}_a$	a^{*}_a	b^{*}_a	$C^{*}_{ab,a}$	$h^{*}_{ab,a}$
r00j	35.47	56.92	27.12	63.05	25
r25j	39.12	49.04	44.45	66.19	42
r50j	50.64	35.19	58.33	68.13	59
r75j	64.01	19.11	74.45	76.87	76
j00g	83.18	-3.93	97.56	97.64	92
j25g	66.73	-26.86	74.66	79.35	110
j50g	54.03	-43.42	57.07	71.71	127
j75g	44.73	-54.21	38.33	66.4	145
g00b	47.59	-44.11	14.14	46.33	162
g25b	49.97	-35.68	-6.03	36.19	190
g50b	51.85	-29.05	-21.88	36.38	217
g75b	46.92	-15.53	-32.37	35.92	244
b00r	37.91	1.15	-38.05	38.08	272
b25r	23.81	27.31	-46.96	54.33	300
b50r	29.52	62.07	-37.87	72.72	329
b75r	36.48	64.24	-3.31	64.33	357



%Umfang

$u^{*}_{rel} = 88$

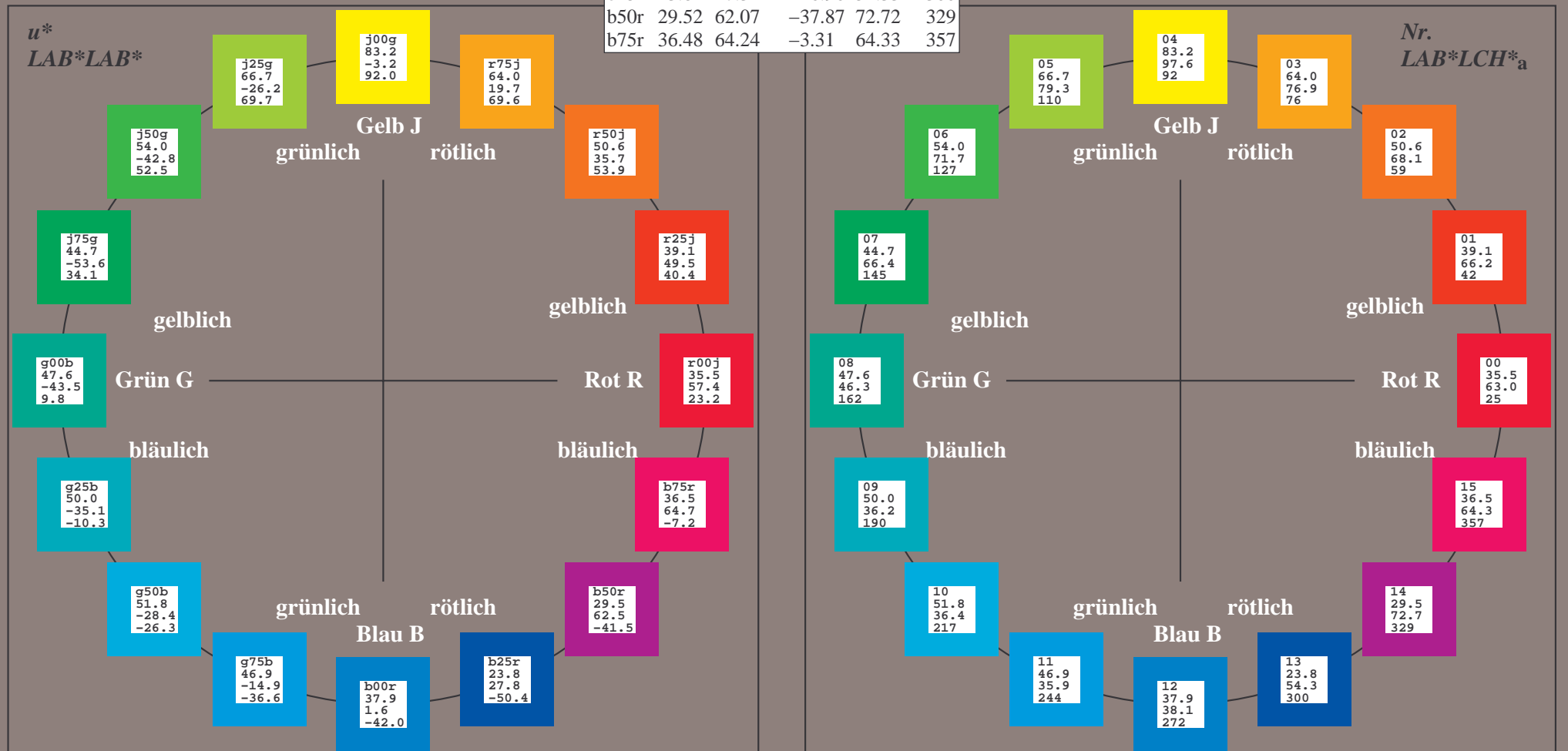
%Regularität

$g^{*}_{H,rel} = 31$

$g^{*}_{C,rel} = 40$

FRS15_90M; CIELAB-Daten

	$L^{*}=L^{*}$	a^{*}	b^{*}	C^{*}_{ab}	h^{*}_{ab}
O _M	35.06	54.41	35.65	65.05	33
Y _M	83.77	-4.03	92.72	92.8	92
L _M	44.13	-55.82	39.15	68.19	145
C _M	52.66	-25.66	-33.24	42.01	232
V _M	14.15	45.64	-56.26	72.45	309
M _M	37.37	71.17	-34.08	78.92	334
N _M	15.0	0.43	-3.22	3.26	278
W _M	90.0	0.62	-5.75	5.79	276
R _{CIE}	39.92	58.74	27.99	65.07	25
J _{CIE}	81.26	-2.88	71.56	71.62	92
G _{CIE}	52.23	-42.41	13.6	44.55	162
B _{CIE}	30.57	1.41	-46.46	46.49	272



Daten für jede Farbe:

lab^*ch^* und lab^*icu^*

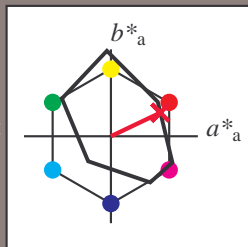
Elementar-Buntontext:

$u^* = r00j$

Kontrastreduzierungsfaktor:

$c_R = 0.9$

Dreiecks-Helligkeit t^*



FRS15_90M; CIELAB-Daten					
	$L^*=L^*$	a^*	b^*	C^*_{ab}	h^*_{ab}
O _M	35.06	54.41	35.65	65.05	33
Y _M	83.77	-4.03	92.72	92.8	92
L _M	44.13	-55.82	39.15	68.19	145
C _M	52.66	-25.66	-33.24	42.01	232
V _M	14.15	45.64	-56.26	72.45	309
M _M	37.37	71.17	-34.08	78.92	334
N _M	15.0	0.43	-3.22	3.26	278
W _M	90.0	0.62	-5.75	5.79	276
R _{CIE}	39.92	58.74	27.99	65.07	25
J _{CIE}	81.26	-2.88	71.56	71.62	92
G _{CIE}	52.23	-42.41	13.6	44.55	162
B _{CIE}	30.57	1.41	-46.46	46.49	272

Daten für Maximalfarbe (Ma):

$LAB^*LAB^*_{Ma}: 35\ 57\ 27$

$LAB^*LCH^*_{Ma}: 35\ 63\ 25$

$lab^*rgb^*_{Ma}: 1.0\ 0.0\ 0.0$

$lab^*olv^*_{Ma}: 1.0\ 0.0\ 0.18$

Dreiecks-Helligkeit t^*

%Umfang

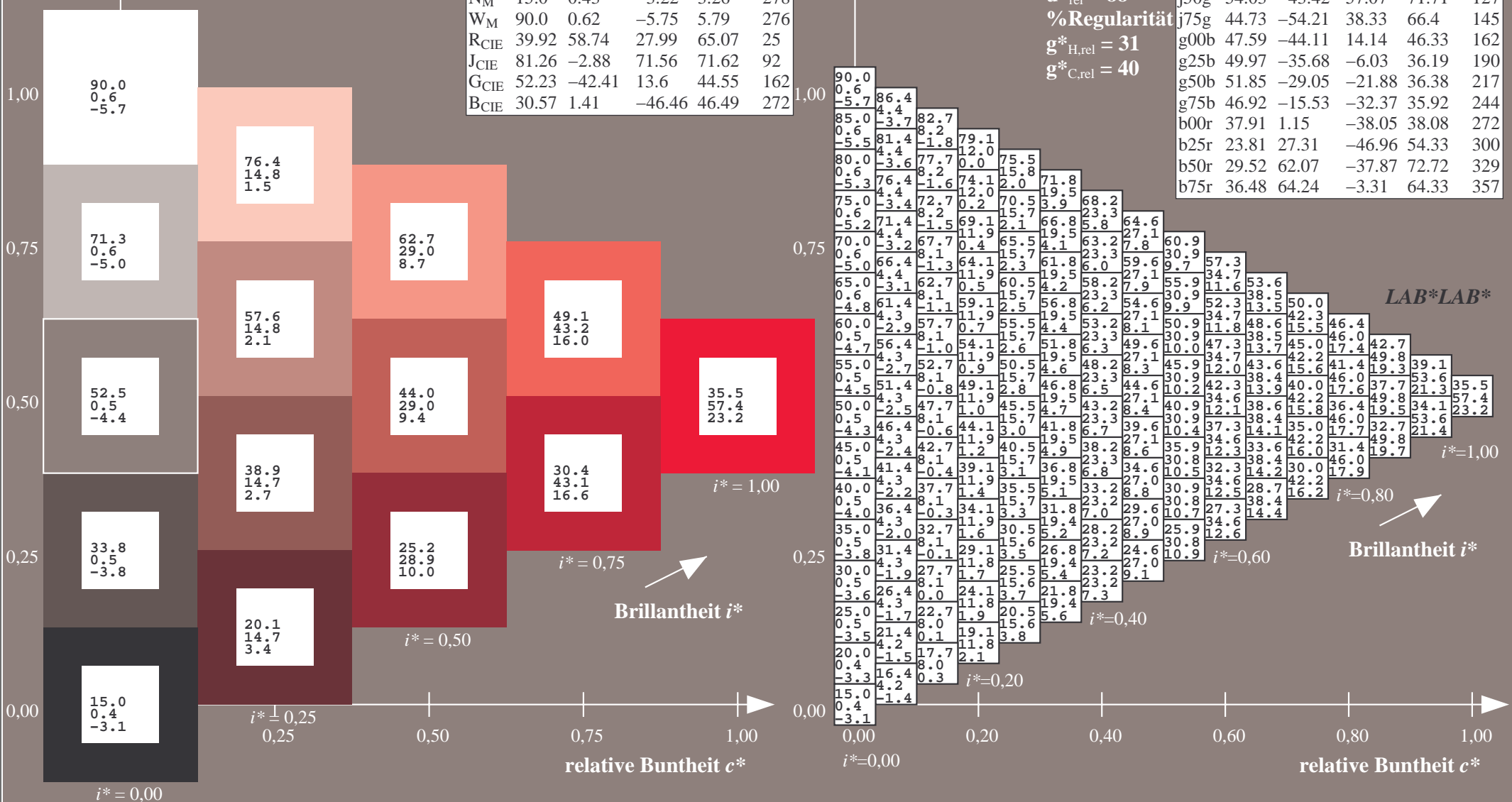
$u^*_{rel} = 88$

%Regularität

$g^*_{H,rel} = 31$

$g^*_{C,rel} = 40$

FRS15_90aM; adaptierte CIELAB-Daten					
	$L^*=L^*_a$	a^*_a	b^*_a	$C^*_{ab,a}$	$h^*_{ab,a}$
r00j	35.47	56.92	27.12	63.05	25
r25j	39.12	49.04	44.45	66.19	42
r50j	50.64	35.19	58.33	68.13	59
r75j	64.01	19.11	74.45	76.87	76
j00g	83.18	-3.93	97.56	97.64	92
j25g	66.73	-26.86	74.66	79.35	110
j50g	54.03	-43.42	57.07	71.71	127
j75g	44.73	-54.21	38.33	66.4	145
g00b	47.59	-44.11	14.14	46.33	162
g25b	49.97	-35.68	-6.03	36.19	190
g50b	51.85	-29.05	-21.88	36.38	217
g75b	46.92	-15.53	-32.37	35.92	244
b00r	37.91	1.15	-38.05	38.08	272
b25r	23.81	27.31	-46.96	54.33	300
b50r	29.52	62.07	-37.87	72.72	329
b75r	36.48	64.24	-3.31	64.33	357



Daten für jede Farbe:

lab^*ch^* und lab^*icu^*

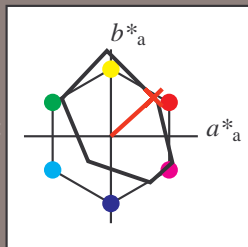
Elementar-Bunntext:

$u^* = r25j$

Kontrastreduzierungsfaktor:

$c_R = 0.9$

Dreiecks-Helligkeit t^*



FRS15_90M; CIELAB-Daten					
	$L^*=L^*$	a^*	b^*	C^*_{ab}	h^*_{ab}
O _M	35.06	54.41	35.65	65.05	33
Y _M	83.77	-4.03	92.72	92.8	92
L _M	44.13	-55.82	39.15	68.19	145
C _M	52.66	-25.66	-33.24	42.01	232
V _M	14.15	45.64	-56.26	72.45	309
M _M	37.37	71.17	-34.08	78.92	334
N _M	15.0	0.43	-3.22	3.26	278
W _M	90.0	0.62	-5.75	5.79	276
R _{CIE}	39.92	58.74	27.99	65.07	25
J _{CIE}	81.26	-2.88	71.56	71.62	92
G _{CIE}	52.23	-42.41	13.6	44.55	162
B _{CIE}	30.57	1.41	-46.46	46.49	272

Daten für Maximalfarbe (Ma):

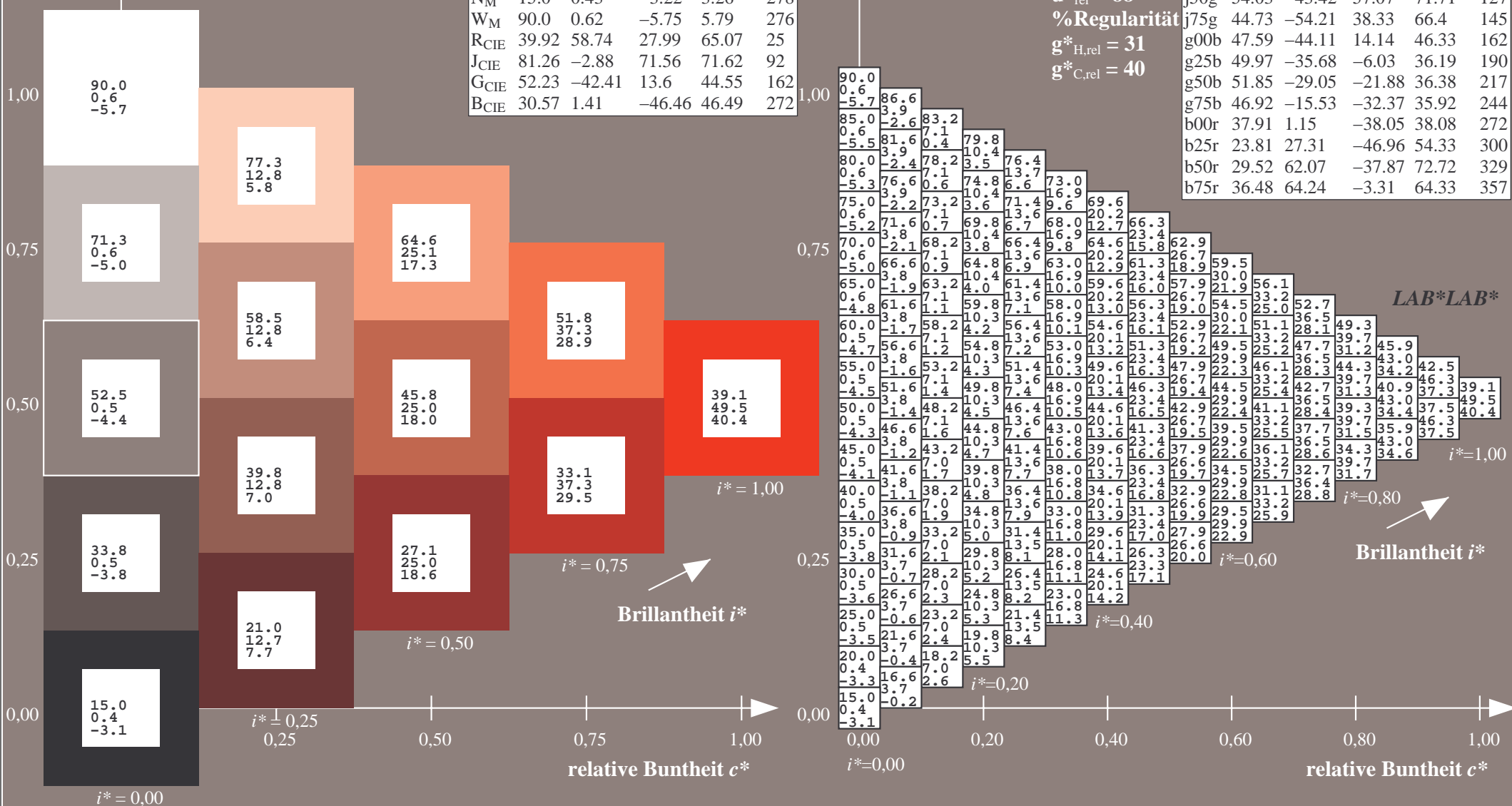
$LAB^*LAB^*_Ma: 39\ 49\ 44$

$LAB^*LCH^*_Ma: 39\ 66\ 42$

$lab^*rgb^*_Ma: 1.0\ 0.25\ 0.0$

$lab^*olv^*_Ma: 1.0\ 0.08\ 0.0$

FRS15_90aM; adaptierte CIELAB-Daten					
	$L^*=L^*_a$	a^*_a	b^*_a	$C^*_{ab,a}$	$h^*_{ab,a}$
r00j	35.47	56.92	27.12	63.05	25
r25j	39.12	49.04	44.45	66.19	42
r50j	50.64	35.19	58.33	68.13	59
r75j	64.01	19.11	74.45	76.87	76
j00g	83.18	-3.93	97.56	97.64	92
j25g	66.73	-26.86	74.66	79.35	110
j50g	54.03	-43.42	57.07	71.71	127
j75g	44.73	-54.21	38.33	66.4	145
g00b	47.59	-44.11	14.14	46.33	162
g25b	49.97	-35.68	-6.03	36.19	190
g50b	51.85	-29.05	-21.88	36.38	217
g75b	46.92	-15.53	-32.37	35.92	244
b00r	37.91	1.15	-38.05	38.08	272
b25r	23.81	27.31	-46.96	54.33	300
b50r	29.52	62.07	-37.87	72.72	329
b75r	36.48	64.24	-3.31	64.33	357



%Umfang
 $u^*_{rel} = 88$
%Regularität
 $g^*_{H,rel} = 31$
 $g^*_{C,rel} = 40$

Daten für jede Farbe:

lab^*ch^* und lab^*icu^*

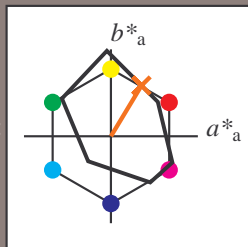
Elementar-Bunntext:

$u^* = r50j$

Kontrastreduzierungsfaktor:

$c_R = 0.9$

Dreiecks-Helligkeit t^*



FRS15_90M; CIELAB-Daten

	$L^*=L^*$	a^*	b^*	C^*_{ab}	h^*_{ab}
O _M	35.06	54.41	35.65	65.05	33
Y _M	83.77	-4.03	92.72	92.8	92
L _M	44.13	-55.82	39.15	68.19	145
C _M	52.66	-25.66	-33.24	42.01	232
V _M	14.15	45.64	-56.26	72.45	309
M _M	37.37	71.17	-34.08	78.92	334
N _M	15.0	0.43	-3.22	3.26	278
W _M	90.0	0.62	-5.75	5.79	276
R _{CIE}	39.92	58.74	27.99	65.07	25
J _{CIE}	81.26	-2.88	71.56	71.62	92
G _{CIE}	52.23	-42.41	13.6	44.55	162
B _{CIE}	30.57	1.41	-46.46	46.49	272

Daten für Maximalfarbe (Ma):

$LAB^*LAB^*_{Ma}: 51\ 35\ 58$

$LAB^*LCH^*_{Ma}: 51\ 68\ 59$

$lab^*rgb^*_{Ma}: 1.0\ 0.5\ 0.0$

$lab^*olv^*_{Ma}: 1.0\ 0.32\ 0.0$

Dreiecks-Helligkeit t^*

%Umfang

$u^*_{rel} = 88$

%Regularität

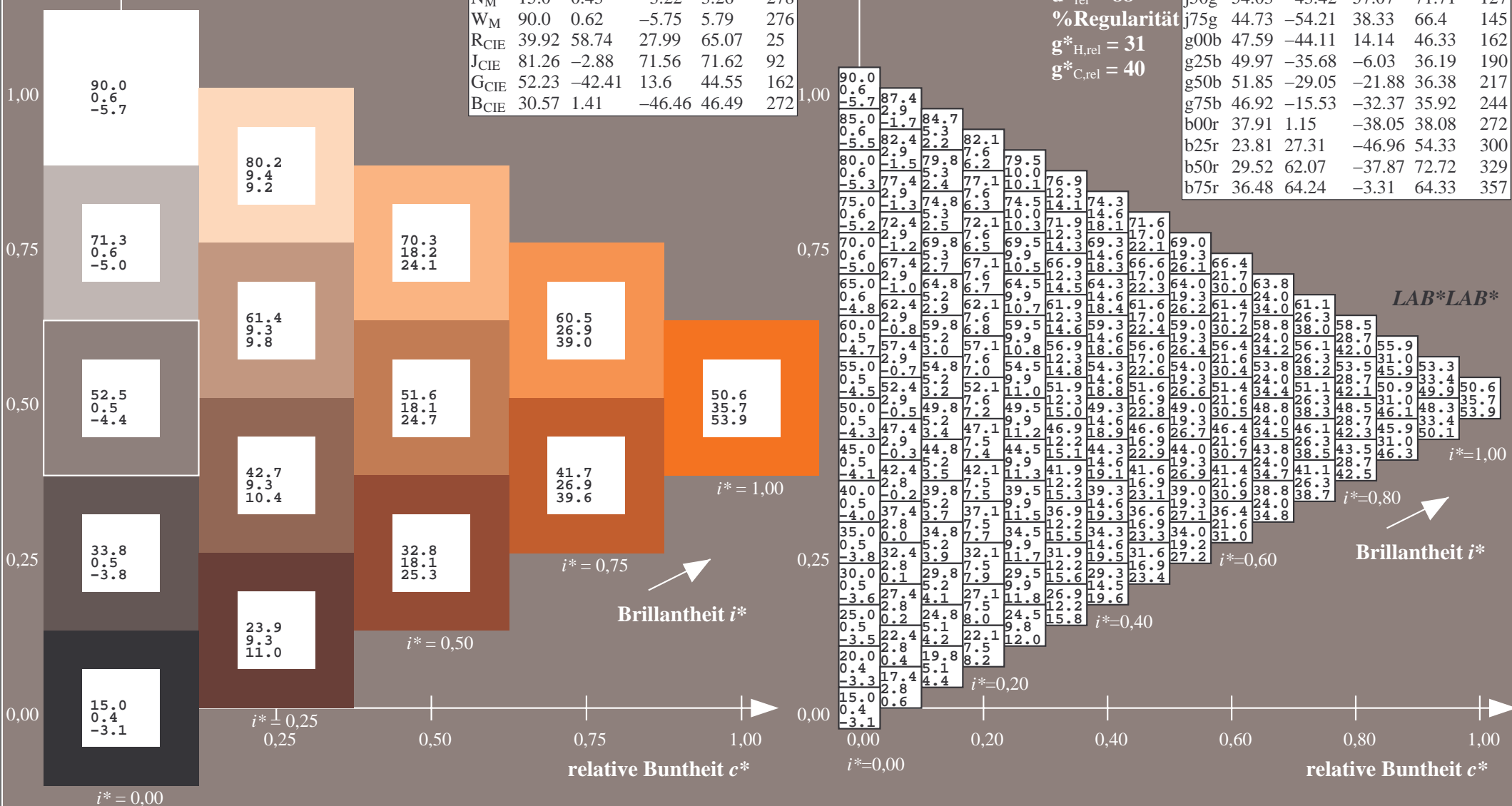
$g^*_{H,rel} = 31$

$g^*_{C,rel} = 40$

LAB^*LAB^*

FRS15_90aM; adaptierte CIELAB-Daten

	$L^*=L^*_a$	a^*_a	b^*_a	$C^*_{ab,a}$	$h^*_{ab,a}$
r00j	35.47	56.92	27.12	63.05	25
r25j	39.12	49.04	44.45	66.19	42
r50j	50.64	35.19	58.33	68.13	59
r75j	64.01	19.11	74.45	76.87	76
j00g	83.18	-3.93	97.56	97.64	92
j25g	66.73	-26.86	74.66	79.35	110
j50g	54.03	-43.42	57.07	71.71	127
j75g	44.73	-54.21	38.33	66.4	145
g00b	47.59	-44.11	14.14	46.33	162
g25b	49.97	-35.68	-6.03	36.19	190
g50b	51.85	-29.05	-21.88	36.38	217
g75b	46.92	-15.53	-32.37	35.92	244
b00r	37.91	1.15	-38.05	38.08	272
b25r	23.81	27.31	-46.96	54.33	300
b50r	29.52	62.07	-37.87	72.72	329
b75r	36.48	64.24	-3.31	64.33	357



Daten für jede Farbe:

lab^*ch^* und lab^*icu^*

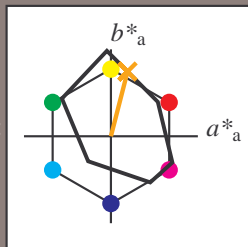
Elementar-Bunntext:

$u^* = r75j$

Kontrastreduzierungsfaktor:

$c_R = 0,9$

Dreiecks-Helligkeit t^*



FRS15_90M; CIELAB-Daten

	$L^*=L^*$	a^*	b^*	C^*_{ab}	h^*_{ab}
O _M	35.06	54.41	35.65	65.05	33
Y _M	83.77	-4.03	92.72	92.8	92
L _M	44.13	-55.82	39.15	68.19	145
C _M	52.66	-25.66	-33.24	42.01	232
V _M	14.15	45.64	-56.26	72.45	309
M _M	37.37	71.17	-34.08	78.92	334
N _M	15.0	0.43	-3.22	3.26	278
W _M	90.0	0.62	-5.75	5.79	276
R _{CIE}	39.92	58.74	27.99	65.07	25
J _{CIE}	81.26	-2.88	71.56	71.62	92
G _{CIE}	52.23	-42.41	13.6	44.55	162
B _{CIE}	30.57	1.41	-46.46	46.49	272

Daten für Maximalfarbe (Ma):

$LAB^*LAB^*Ma: 64\ 19\ 74$

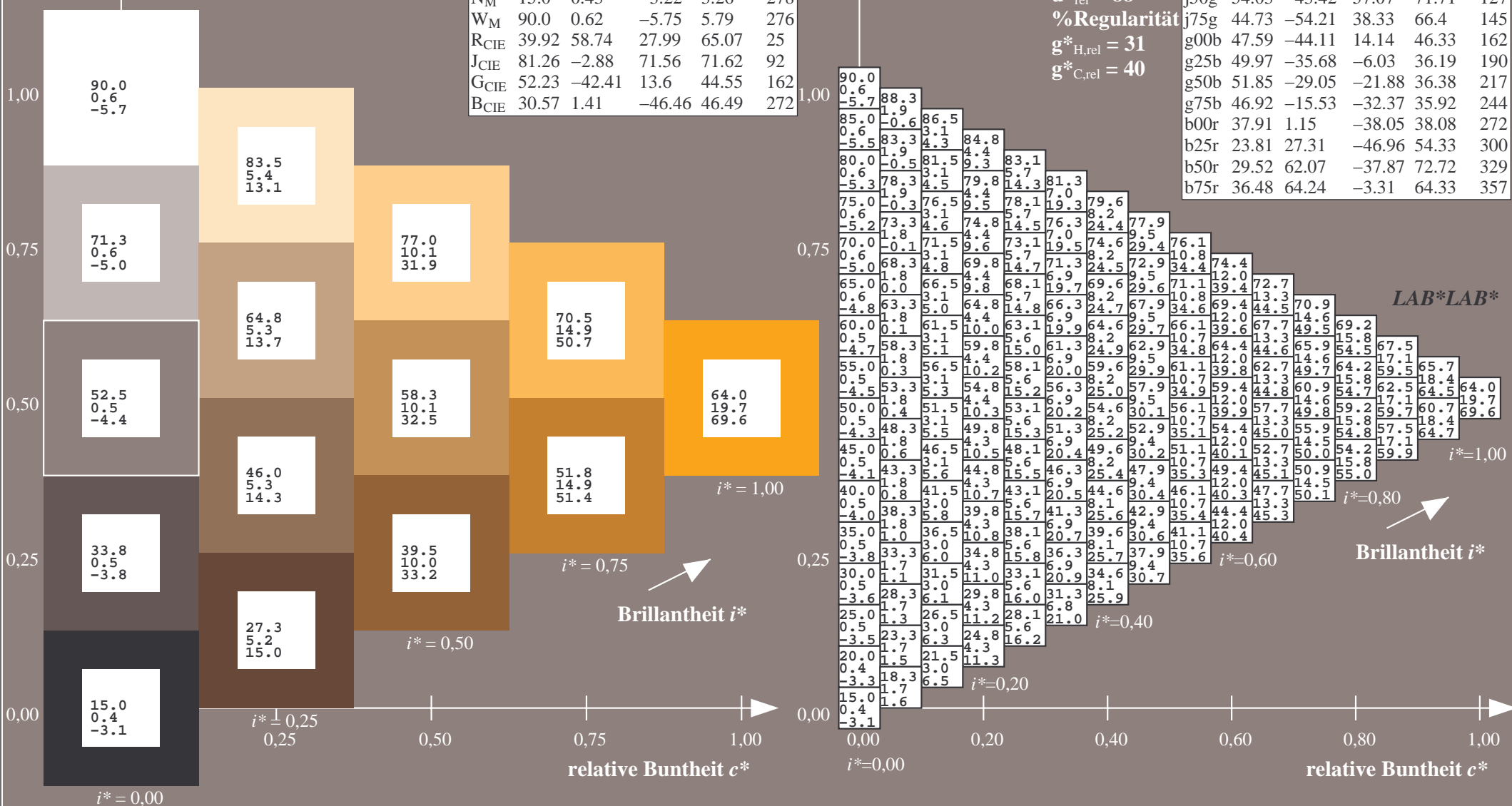
$LAB^*LCH^*Ma: 64\ 77\ 76$

$lab^*rgb^*Ma: 1.0\ 0.75\ 0.0$

$lab^*olv^*Ma: 1.0\ 0.59\ 0.0$

FRS15_90aM; adaptierte CIELAB-Daten

	$L^*=L^*_a$	a^*_a	b^*_a	$C^*_{ab,a}$	$h^*_{ab,a}$
r00j	35.47	56.92	27.12	63.05	25
r25j	39.12	49.04	44.45	66.19	42
r50j	50.64	35.19	58.33	68.13	59
r75j	64.01	19.11	74.45	76.87	76
j00g	83.18	-3.93	97.56	97.64	92
j25g	66.73	-26.86	74.66	79.35	110
j50g	54.03	-43.42	57.07	71.71	127
j75g	44.73	-54.21	38.33	66.4	145
g00b	47.59	-44.11	14.14	46.33	162
g25b	49.97	-35.68	-6.03	36.19	190
g50b	51.85	-29.05	-21.88	36.38	217
g75b	46.92	-15.53	-32.37	35.92	244
b00r	37.91	1.15	-38.05	38.08	272
b25r	23.81	27.31	-46.96	54.33	300
b50r	29.52	62.07	-37.87	72.72	329
b75r	36.48	64.24	-3.31	64.33	357



%Umfang
 $u^*_{rel} = 88$
%Regularität
 $g^*_{H,rel} = 31$
 $g^*_{C,rel} = 40$

LAB^*LAB^*

$i^*=1,00$

$i^*=0,80$

$i^*=0,60$

$i^*=0,40$

$i^*=0,20$

Daten für jede Farbe:

lab^*ch^* und lab^*icu^*

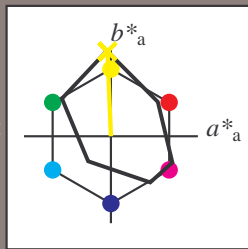
Elementar-Buntontext:

$u^* = j00g$

Kontrastreduzierungsfaktor:

$c_R = 0,9$

Dreiecks-Helligkeit t^*



FRS15_90M; CIELAB-Daten

	$L^*=L^*$	a^*	b^*	C^*_{ab}	h^*_{ab}
O _M	35.06	54.41	35.65	65.05	33
Y _M	83.77	-4.03	92.72	92.8	92
L _M	44.13	-55.82	39.15	68.19	145
C _M	52.66	-25.66	-33.24	42.01	232
V _M	14.15	45.64	-56.26	72.45	309
M _M	37.37	71.17	-34.08	78.92	334
N _M	15.0	0.43	-3.22	3.26	278
W _M	90.0	0.62	-5.75	5.79	276
R _{CIE}	39.92	58.74	27.99	65.07	25
J _{CIE}	81.26	-2.88	71.56	71.62	92
G _{CIE}	52.23	-42.41	13.6	44.55	162
B _{CIE}	30.57	1.41	-46.46	46.49	272

Daten für Maximalfarbe (Ma):

$LAB^*LAB^*_{Ma}: 83 -3 98$

$LAB^*LCH^*_{Ma}: 83 98 92$

$lab^*rgb^*_{Ma}: 1.0 1.0 0.0$

$lab^*olv^*_{Ma}: 1.0 0.99 0.0$

Dreiecks-Helligkeit t^*

%Umfang

$u^*_{rel} = 88$

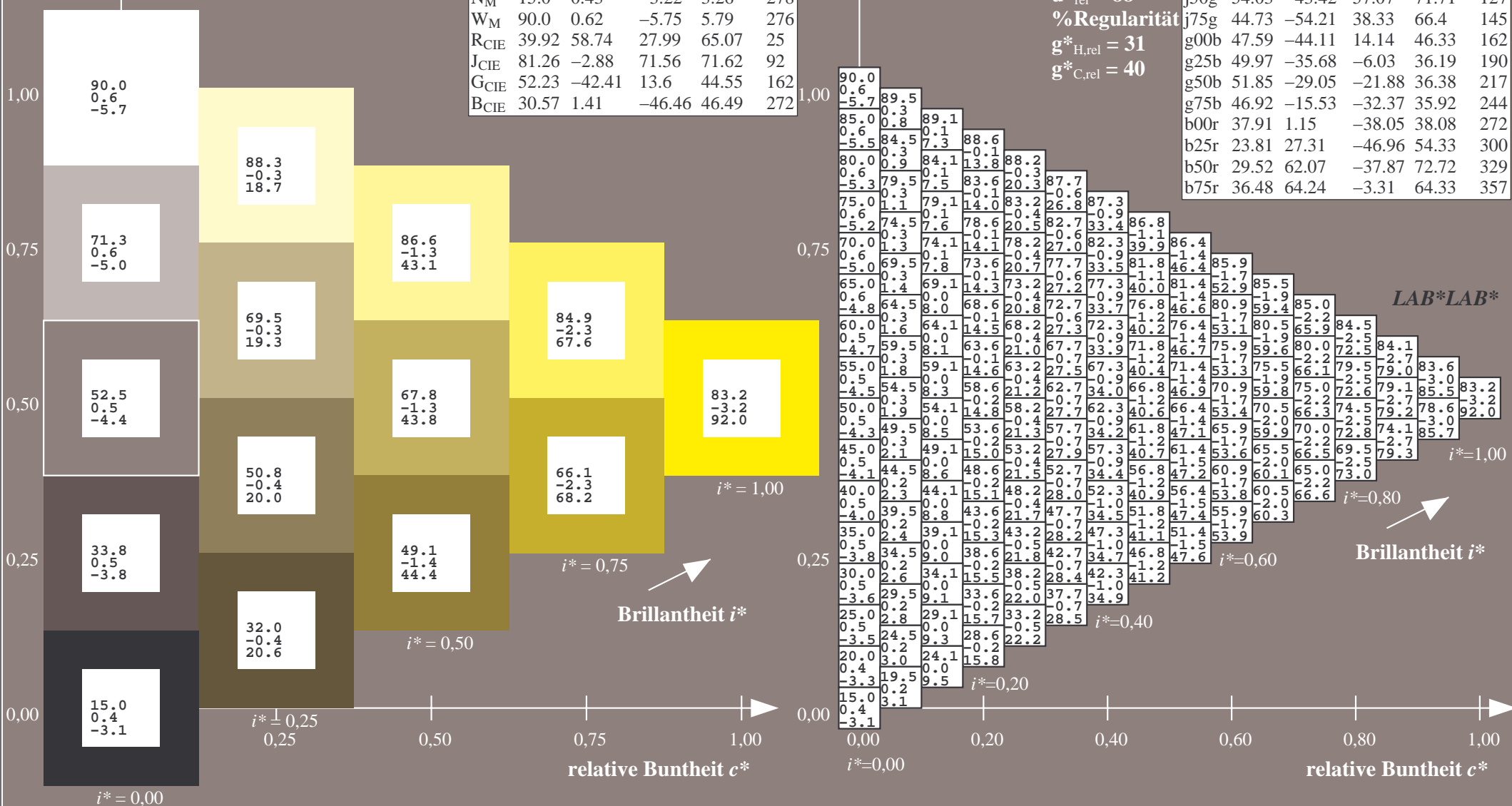
%Regularität

$g^*_{H,rel} = 31$

$g^*_{C,rel} = 40$

FRS15_90aM; adaptierte CIELAB-Daten

	$L^*=L^*_a$	a^*_a	b^*_a	$C^*_{ab,a}$	$h^*_{ab,a}$
r00j	35.47	56.92	27.12	63.05	25
r25j	39.12	49.04	44.45	66.19	42
r50j	50.64	35.19	58.33	68.13	59
r75j	64.01	19.11	74.45	76.87	76
j00g	83.18	-3.93	97.56	97.64	92
j25g	66.73	-26.86	74.66	79.35	110
j50g	54.03	-43.42	57.07	71.71	127
j75g	44.73	-54.21	38.33	66.4	145
g00b	47.59	-44.11	14.14	46.33	162
g25b	49.97	-35.68	-6.03	36.19	190
g50b	51.85	-29.05	-21.88	36.38	217
g75b	46.92	-15.53	-32.37	35.92	244
b00r	37.91	1.15	-38.05	38.08	272
b25r	23.81	27.31	-46.96	54.33	300
b50r	29.52	62.07	-37.87	72.72	329
b75r	36.48	64.24	-3.31	64.33	357



Daten für jede Farbe:

lab^*ch^* und lab^*icu^*

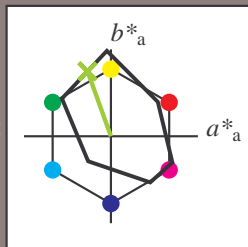
Elementar-Buntontext:

$u^* = j25g$

Kontrastreduzierungsfaktor:

$c_R = 0.9$

Dreiecks-Helligkeit t^*



FRS15_90M; CIELAB-Daten

	$L^*=L^*$	a^*	b^*	C^*_{ab}	h^*_{ab}
O _M	35.06	54.41	35.65	65.05	33
Y _M	83.77	-4.03	92.72	92.8	92
L _M	44.13	-55.82	39.15	68.19	145
C _M	52.66	-25.66	-33.24	42.01	232
V _M	14.15	45.64	-56.26	72.45	309
M _M	37.37	71.17	-34.08	78.92	334
N _M	15.0	0.43	-3.22	3.26	278
W _M	90.0	0.62	-5.75	5.79	276
R _{CIE}	39.92	58.74	27.99	65.07	25
J _{CIE}	81.26	-2.88	71.56	71.62	92
G _{CIE}	52.23	-42.41	13.6	44.55	162
B _{CIE}	30.57	1.41	-46.46	46.49	272

Daten für Maximalfarbe (Ma):

$LAB^*LAB^*_{Ma}: 67 -26 75$

$LAB^*LCH^*_{Ma}: 67 79 110$

$lab^*rgb^*_{Ma}: 0.75 1.0 0.0$

$lab^*olv^*_{Ma}: 0.57 1.0 0.0$

Dreiecks-Helligkeit t^*

%Umfang

$u^*_{rel} = 88$

%Regularität

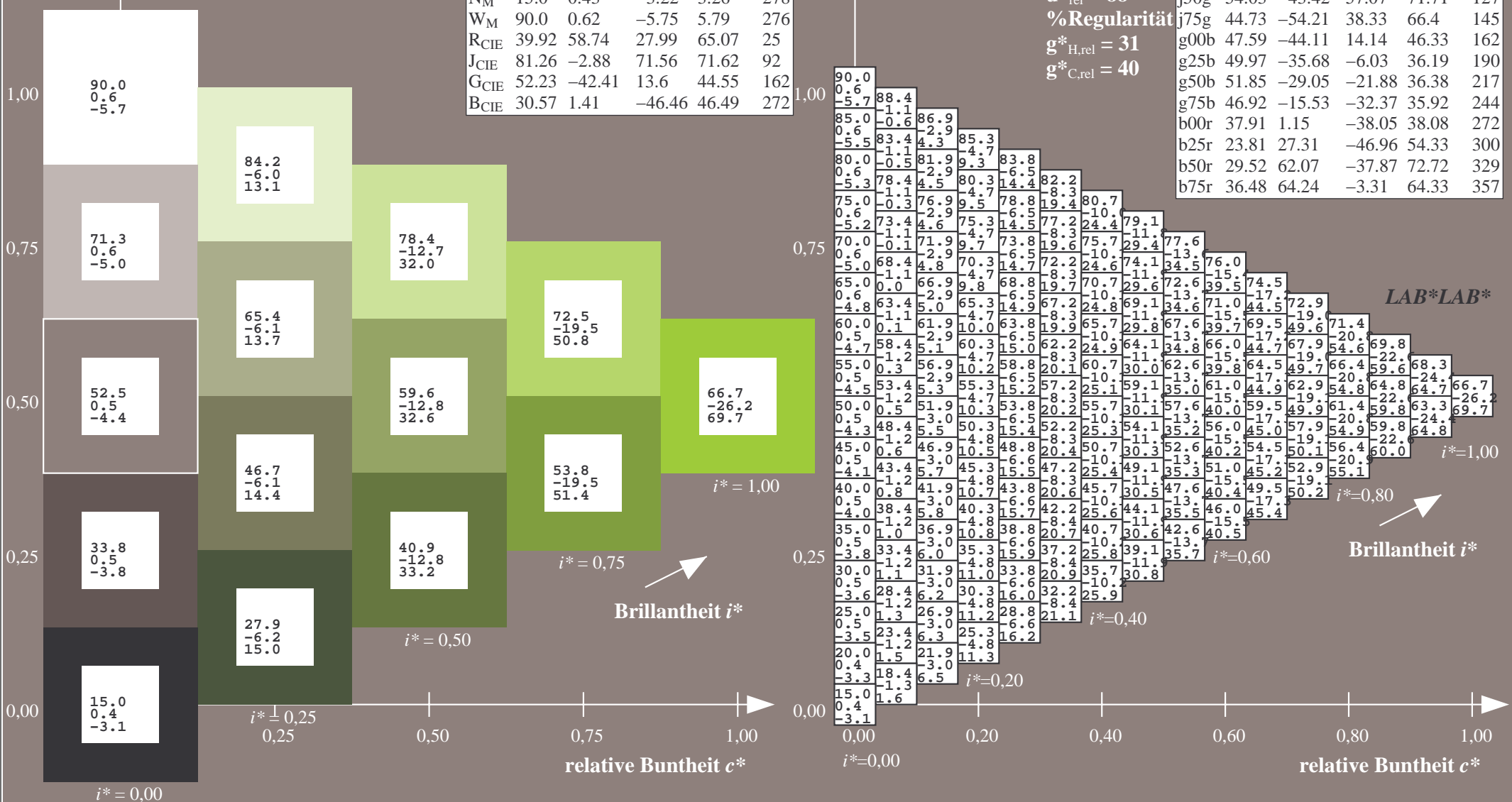
$g^*_{H,rel} = 31$

$g^*_{C,rel} = 40$

LAB^*LAB^*

FRS15_90aM; adaptierte CIELAB-Daten

	$L^*=L^*_a$	a^*_a	b^*_a	$C^*_{ab,a}$	$h^*_{ab,a}$
r00j	35.47	56.92	27.12	63.05	25
r25j	39.12	49.04	44.45	66.19	42
r50j	50.64	35.19	58.33	68.13	59
r75j	64.01	19.11	74.45	76.87	76
j00g	83.18	-3.93	97.56	97.64	92
j25g	66.73	-26.86	74.66	79.35	110
j50g	54.03	-43.42	57.07	71.71	127
j75g	44.73	-54.21	38.33	66.4	145
g00b	47.59	-44.11	14.14	46.33	162
g25b	49.97	-35.68	-6.03	36.19	190
g50b	51.85	-29.05	-21.88	36.38	217
g75b	46.92	-15.53	-32.37	35.92	244
b00r	37.91	1.15	-38.05	38.08	272
b25r	23.81	27.31	-46.96	54.33	300
b50r	29.52	62.07	-37.87	72.72	329
b75r	36.48	64.24	-3.31	64.33	357



Daten für jede Farbe:

lab^*ch^* und lab^*icu^*

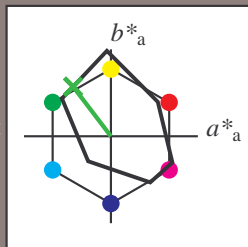
Elementar-Buntontext:

$u^* = j50g$

Kontrastreduzierungsfaktor:

$c_R = 0.9$

Dreiecks-Helligkeit t^*



FRS15_90M; CIELAB-Daten

	$L^*=L^*$	a^*	b^*	C^*_{ab}	h^*_{ab}
O _M	35.06	54.41	35.65	65.05	33
Y _M	83.77	-4.03	92.72	92.8	92
L _M	44.13	-55.82	39.15	68.19	145
C _M	52.66	-25.66	-33.24	42.01	232
V _M	14.15	45.64	-56.26	72.45	309
M _M	37.37	71.17	-34.08	78.92	334
N _M	15.0	0.43	-3.22	3.26	278
W _M	90.0	0.62	-5.75	5.79	276
R _{CIE}	39.92	58.74	27.99	65.07	25
J _{CIE}	81.26	-2.88	71.56	71.62	92
G _{CIE}	52.23	-42.41	13.6	44.55	162
B _{CIE}	30.57	1.41	-46.46	46.49	272

Daten für Maximalfarbe (Ma):

$LAB^*LAB^*_{Ma}: 54 -42 57$

$LAB^*LCH^*_{Ma}: 54 72 127$

$lab^*rgb^*_{Ma}: 0.5 1.0 0.0$

$lab^*olv^*_{Ma}: 0.25 1.0 0.0$

Dreiecks-Helligkeit t^*

%Umfang

$u^*_{rel} = 88$

%Regularität

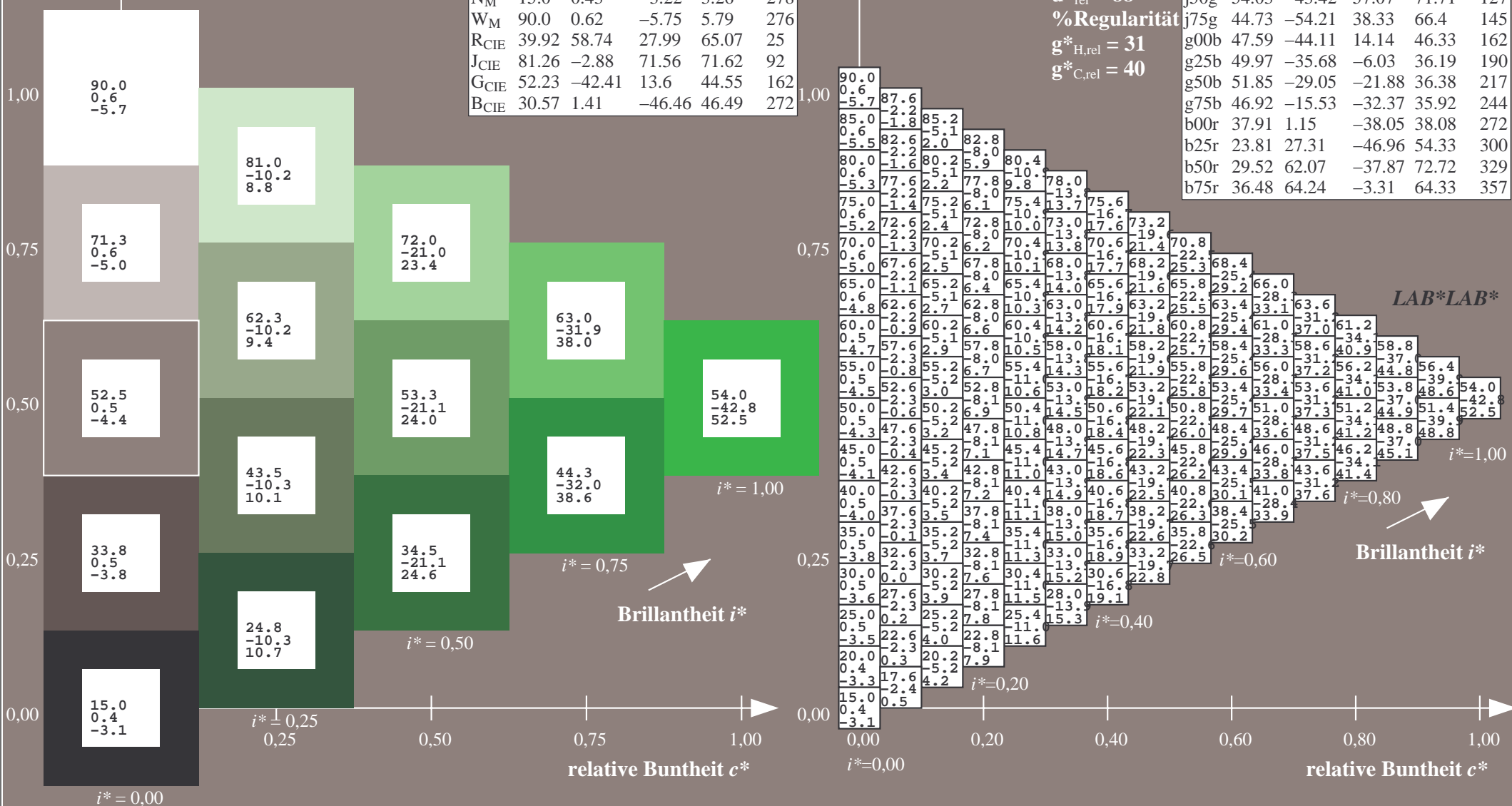
$g^*_{H,rel} = 31$

$g^*_{C,rel} = 40$

LAB^*LAB^*

FRS15_90aM; adaptierte CIELAB-Daten

	$L^*=L^*_a$	a^*_a	b^*_a	$C^*_{ab,a}$	$h^*_{ab,a}$
r00j	35.47	56.92	27.12	63.05	25
r25j	39.12	49.04	44.45	66.19	42
r50j	50.64	35.19	58.33	68.13	59
r75j	64.01	19.11	74.45	76.87	76
j00g	83.18	-3.93	97.56	97.64	92
j25g	66.73	-26.86	74.66	79.35	110
j50g	54.03	-43.42	57.07	71.71	127
j75g	44.73	-54.21	38.33	66.4	145
g00b	47.59	-44.11	14.14	46.33	162
g25b	49.97	-35.68	-6.03	36.19	190
g50b	51.85	-29.05	-21.88	36.38	217
g75b	46.92	-15.53	-32.37	35.92	244
b00r	37.91	1.15	-38.05	38.08	272
b25r	23.81	27.31	-46.96	54.33	300
b50r	29.52	62.07	-37.87	72.72	329
b75r	36.48	64.24	-3.31	64.33	357



Daten für jede Farbe:

lab^*ch^* und lab^*icu^*

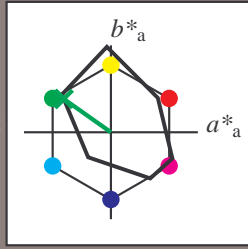
Elementar-Buntontext:

$u^* = j75g$

Kontrastreduzierungsfaktor:

$c_R = 0.9$

Dreiecks-Helligkeit t^*



FRS15_90M; CIELAB-Daten

	$L^*=L^*$	a^*	b^*	C^*_{ab}	h^*_{ab}
O _M	35.06	54.41	35.65	65.05	33
Y _M	83.77	-4.03	92.72	92.8	92
L _M	44.13	-55.82	39.15	68.19	145
C _M	52.66	-25.66	-33.24	42.01	232
V _M	14.15	45.64	-56.26	72.45	309
M _M	37.37	71.17	-34.08	78.92	334
N _M	15.0	0.43	-3.22	3.26	278
W _M	90.0	0.62	-5.75	5.79	276
R _{CIE}	39.92	58.74	27.99	65.07	25
J _{CIE}	81.26	-2.88	71.56	71.62	92
G _{CIE}	52.23	-42.41	13.6	44.55	162
B _{CIE}	30.57	1.41	-46.46	46.49	272

Daten für Maximalfarbe (Ma):

$LAB^*LAB^*_{Ma}: 45 -53 38$

$LAB^*LCH^*_{Ma}: 45 66 145$

$lab^*rgb^*_{Ma}: 0.25 1.0 0.0$

$lab^*olv^*_{Ma}: 0.0 1.0 0.07$

Dreiecks-Helligkeit t^*

%Umfang

$u^*_{rel} = 88$

%Regularität

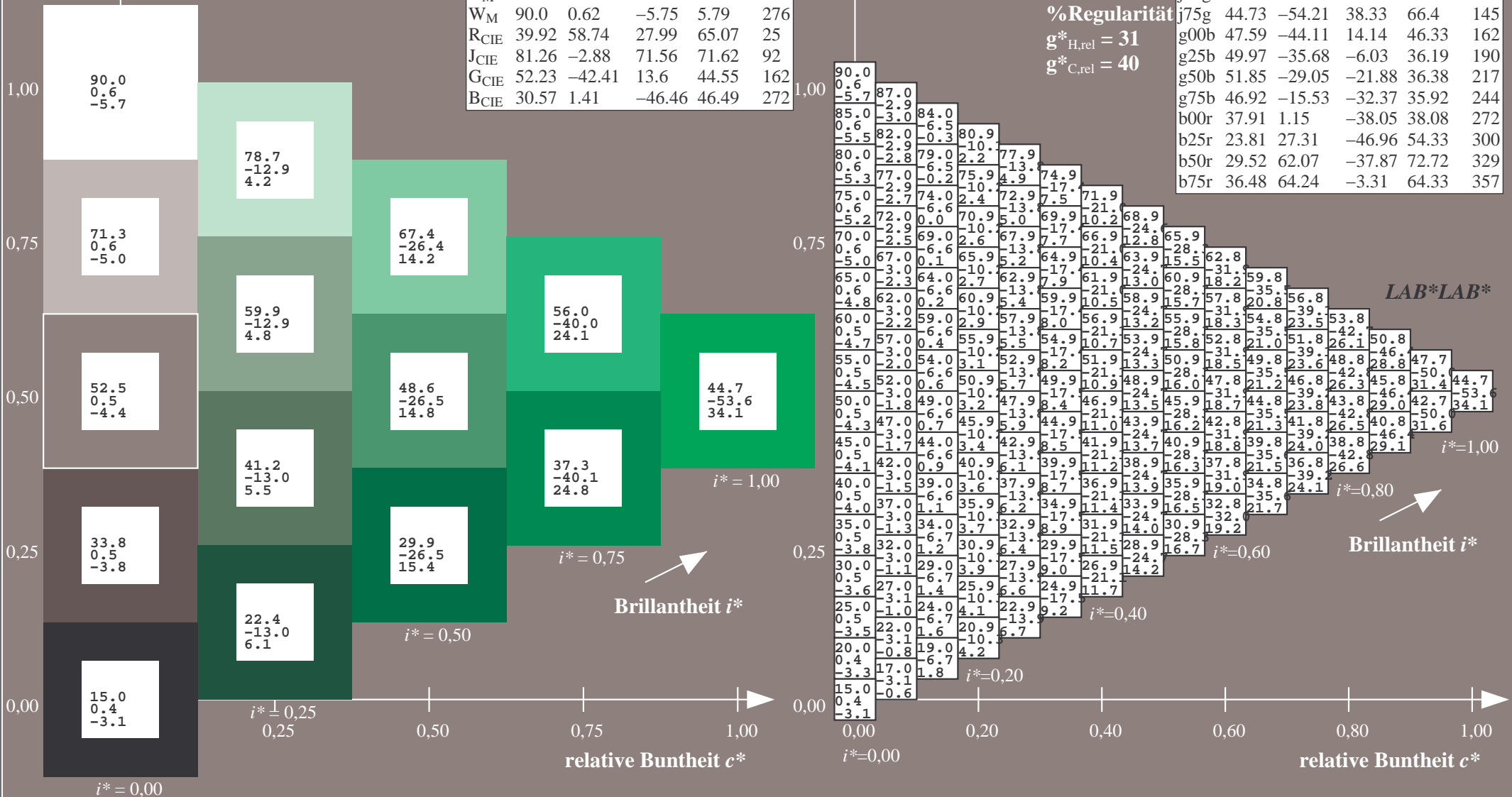
$g^*_{H,rel} = 31$

$g^*_{C,rel} = 40$

LAB^*LAB^*

FRS15_90aM; adaptierte CIELAB-Daten

	$L^*=L^*_a$	a^*_a	b^*_a	$C^*_{ab,a}$	$h^*_{ab,a}$
r00j	35.47	56.92	27.12	63.05	25
r25j	39.12	49.04	44.45	66.19	42
r50j	50.64	35.19	58.33	68.13	59
r75j	64.01	19.11	74.45	76.87	76
j00g	83.18	-3.93	97.56	97.64	92
j25g	66.73	-26.86	74.66	79.35	110
j50g	54.03	-43.42	57.07	71.71	127
j75g	44.73	-54.21	38.33	66.4	145
g00b	47.59	-44.11	14.14	46.33	162
g25b	49.97	-35.68	-6.03	36.19	190
g50b	51.85	-29.05	-21.88	36.38	217
g75b	46.92	-15.53	-32.37	35.92	244
b00r	37.91	1.15	-38.05	38.08	272
b25r	23.81	27.31	-46.96	54.33	300
b50r	29.52	62.07	-37.87	72.72	329
b75r	36.48	64.24	-3.31	64.33	357



Daten für jede Farbe:

lab^*ch^* und lab^*icu^*

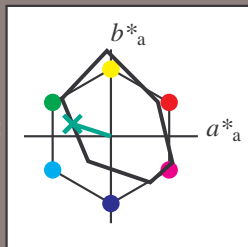
Elementar-Buntontext:

$u^* = g00b$

Kontrastreduzierungsfaktor:

$c_R = 0.9$

Dreiecks-Helligkeit t^*



FRS15_90M; CIELAB-Daten

	$L^*=L^*$	a^*	b^*	C^*_{ab}	h^*_{ab}
O _M	35.06	54.41	35.65	65.05	33
Y _M	83.77	-4.03	92.72	92.8	92
L _M	44.13	-55.82	39.15	68.19	145
C _M	52.66	-25.66	-33.24	42.01	232
V _M	14.15	45.64	-56.26	72.45	309
M _M	37.37	71.17	-34.08	78.92	334
N _M	15.0	0.43	-3.22	3.26	278
W _M	90.0	0.62	-5.75	5.79	276
R _{CIE}	39.92	58.74	27.99	65.07	25
J _{CIE}	81.26	-2.88	71.56	71.62	92
G _{CIE}	52.23	-42.41	13.6	44.55	162
B _{CIE}	30.57	1.41	-46.46	46.49	272

Daten für Maximalfarbe (Ma):

$LAB^*LAB^*_{Ma}: 48 -43 14$

$LAB^*LCH^*_{Ma}: 48 46 162$

$lab^*rgb^*_{Ma}: 0.0 1.0 0.0$

$lab^*olv^*_{Ma}: 0.0 1.0 0.41$

Dreiecks-Helligkeit t^*

%Umfang

$u^*_{rel} = 88$

%Regularität

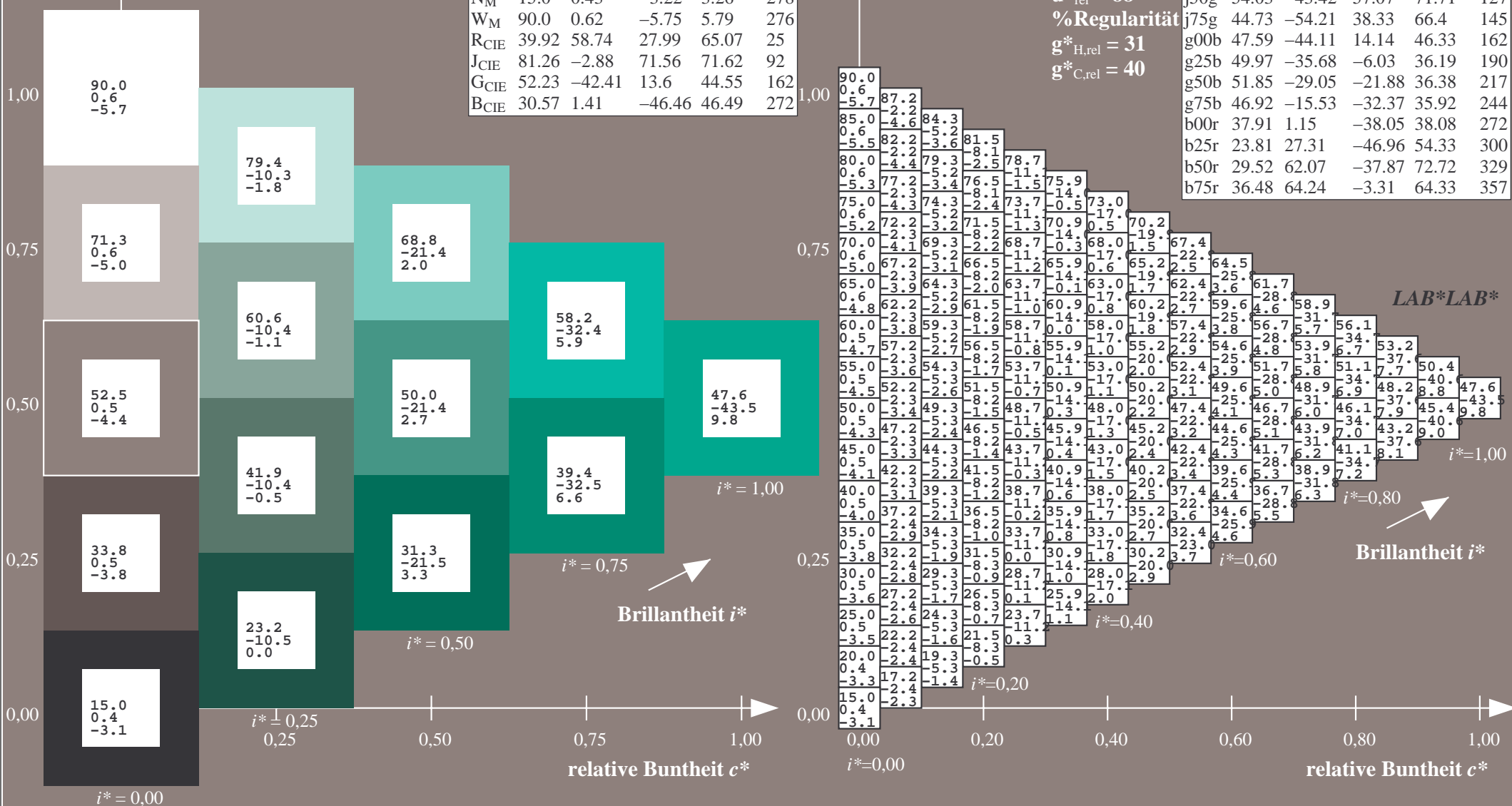
$g^*_{H,rel} = 31$

$g^*_{C,rel} = 40$

LAB^*LAB^*

FRS15_90aM; adaptierte CIELAB-Daten

	$L^*=L^*_a$	a^*_a	b^*_a	$C^*_{ab,a}$	$h^*_{ab,a}$
r00j	35.47	56.92	27.12	63.05	25
r25j	39.12	49.04	44.45	66.19	42
r50j	50.64	35.19	58.33	68.13	59
r75j	64.01	19.11	74.45	76.87	76
j00g	83.18	-3.93	97.56	97.64	92
j25g	66.73	-26.86	74.66	79.35	110
j50g	54.03	-43.42	57.07	71.71	127
j75g	44.73	-54.21	38.33	66.4	145
g00b	47.59	-44.11	14.14	46.33	162
g25b	49.97	-35.68	-6.03	36.19	190
g50b	51.85	-29.05	-21.88	36.38	217
g75b	46.92	-15.53	-32.37	35.92	244
b00r	37.91	1.15	-38.05	38.08	272
b25r	23.81	27.31	-46.96	54.33	300
b50r	29.52	62.07	-37.87	72.72	329
b75r	36.48	64.24	-3.31	64.33	357



Daten für jede Farbe:

lab^*ch^* und lab^*icu^*

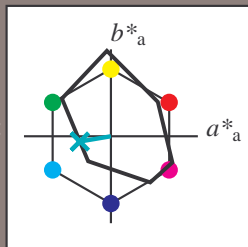
Elementar-Buntontext:

$u^* = g25b$

Kontrastreduzierungsfaktor:

$c_R = 0.9$

Dreiecks-Helligkeit t^*



FRS15_90M; CIELAB-Daten					
	$L^*=L^*$	a^*	b^*	C^*_{ab}	h^*_{ab}
O _M	35.06	54.41	35.65	65.05	33
Y _M	83.77	-4.03	92.72	92.8	92
L _M	44.13	-55.82	39.15	68.19	145
C _M	52.66	-25.66	-33.24	42.01	232
V _M	14.15	45.64	-56.26	72.45	309
M _M	37.37	71.17	-34.08	78.92	334
N _M	15.0	0.43	-3.22	3.26	278
W _M	90.0	0.62	-5.75	5.79	276
R _{CIE}	39.92	58.74	27.99	65.07	25
J _{CIE}	81.26	-2.88	71.56	71.62	92
G _{CIE}	52.23	-42.41	13.6	44.55	162
B _{CIE}	30.57	1.41	-46.46	46.49	272

Daten für Maximalfarbe (Ma):

$LAB^*LAB^*_{Ma}: 50 \ -35 \ -5$

$LAB^*LCH^*_{Ma}: 50 \ 36 \ 190$

$lab^*rgb^*_{Ma}: 0.0 \ 1.0 \ 0.5$

$lab^*olv^*_{Ma}: 0.0 \ 1.0 \ 0.69$

Dreiecks-Helligkeit t^*

%Umfang

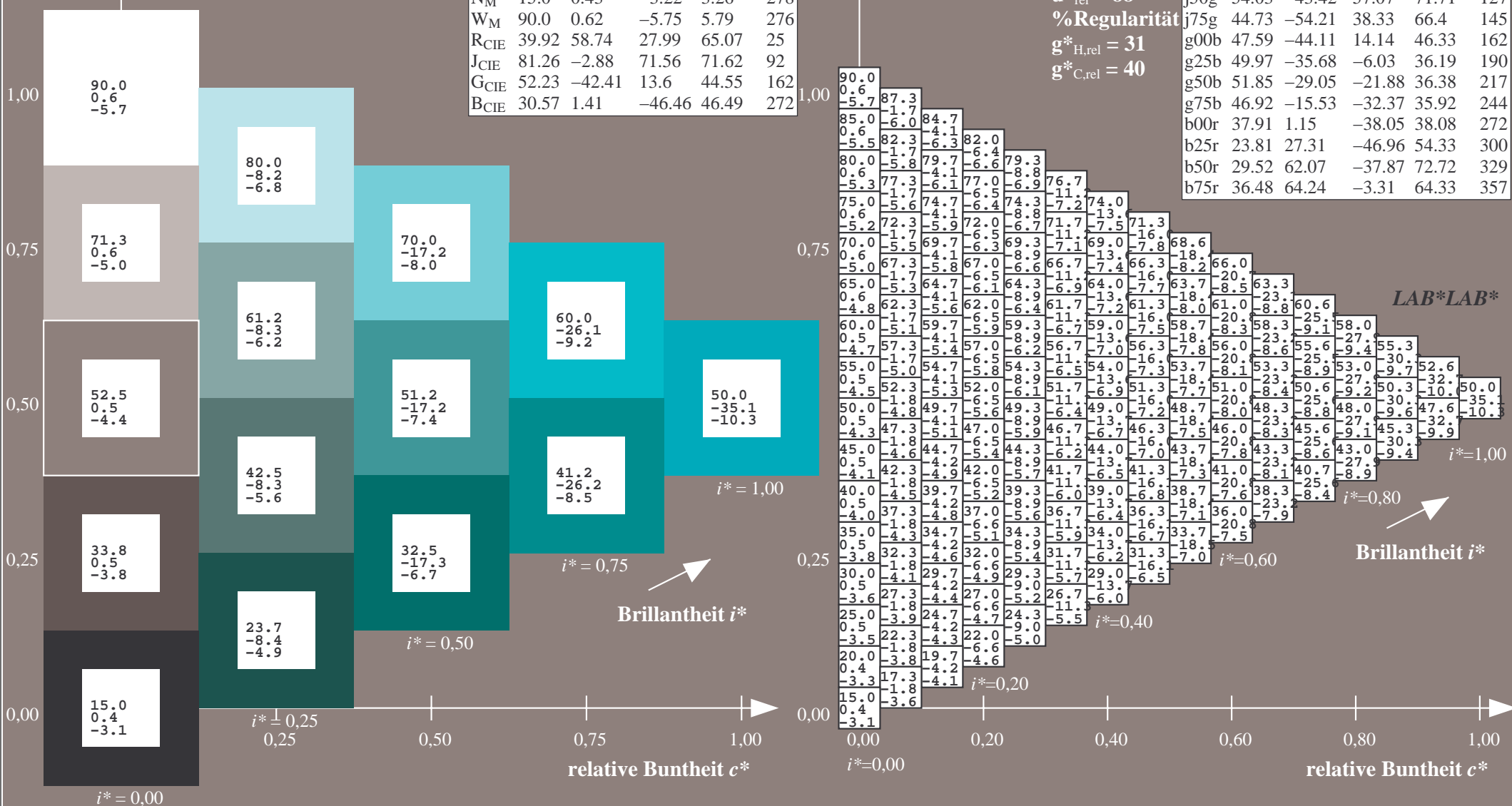
$u^*_{rel} = 88$

%Regularität

$g^*_{H,rel} = 31$

$g^*_{C,rel} = 40$

FRS15_90aM; adaptierte CIELAB-Daten					
	$L^*=L^*_a$	a^*_a	b^*_a	$C^*_{ab,a}$	$h^*_{ab,a}$
r00j	35.47	56.92	27.12	63.05	25
r25j	39.12	49.04	44.45	66.19	42
r50j	50.64	35.19	58.33	68.13	59
r75j	64.01	19.11	74.45	76.87	76
j00g	83.18	-3.93	97.56	97.64	92
j25g	66.73	-26.86	74.66	79.35	110
j50g	54.03	-43.42	57.07	71.71	127
j75g	44.73	-54.21	38.33	66.4	145
g00b	47.59	-44.11	14.14	46.33	162
g25b	49.97	-35.68	-6.03	36.19	190
g50b	51.85	-29.05	-21.88	36.38	217
g75b	46.92	-15.53	-32.37	35.92	244
b00r	37.91	1.15	-38.05	38.08	272
b25r	23.81	27.31	-46.96	54.33	300
b50r	29.52	62.07	-37.87	72.72	329
b75r	36.48	64.24	-3.31	64.33	357



Daten für jede Farbe:

lab^*ch^* und lab^*icu^*

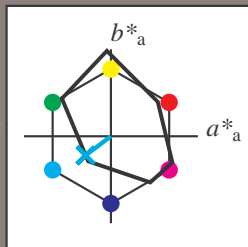
Elementar-Buntontext:

$u^* = g50b$

Kontrastreduzierungsfaktor:

$c_R = 0.9$

Dreiecks-Helligkeit t^*



FRS15_90M; CIELAB-Daten					
	$L^*=L^*$	a^*	b^*	C^*_{ab}	h^*_{ab}
O _M	35.06	54.41	35.65	65.05	33
Y _M	83.77	-4.03	92.72	92.8	92
L _M	44.13	-55.82	39.15	68.19	145
C _M	52.66	-25.66	-33.24	42.01	232
V _M	14.15	45.64	-56.26	72.45	309
M _M	37.37	71.17	-34.08	78.92	334
N _M	15.0	0.43	-3.22	3.26	278
W _M	90.0	0.62	-5.75	5.79	276
R _{CIE}	39.92	58.74	27.99	65.07	25
J _{CIE}	81.26	-2.88	71.56	71.62	92
G _{CIE}	52.23	-42.41	13.6	44.55	162
B _{CIE}	30.57	1.41	-46.46	46.49	272

Daten für Maximalfarbe (Ma):

$LAB^*LAB^*_{Ma}: 52 -28 -21$

$LAB^*LCH^*_{Ma}: 52 36 217$

$lab^*rgb^*_{Ma}: 0.0 1.0 1.0$

$lab^*olv^*_{Ma}: 0.0 1.0 0.9$

Dreiecks-Helligkeit t^*

%Umfang

$u^*_{rel} = 88$

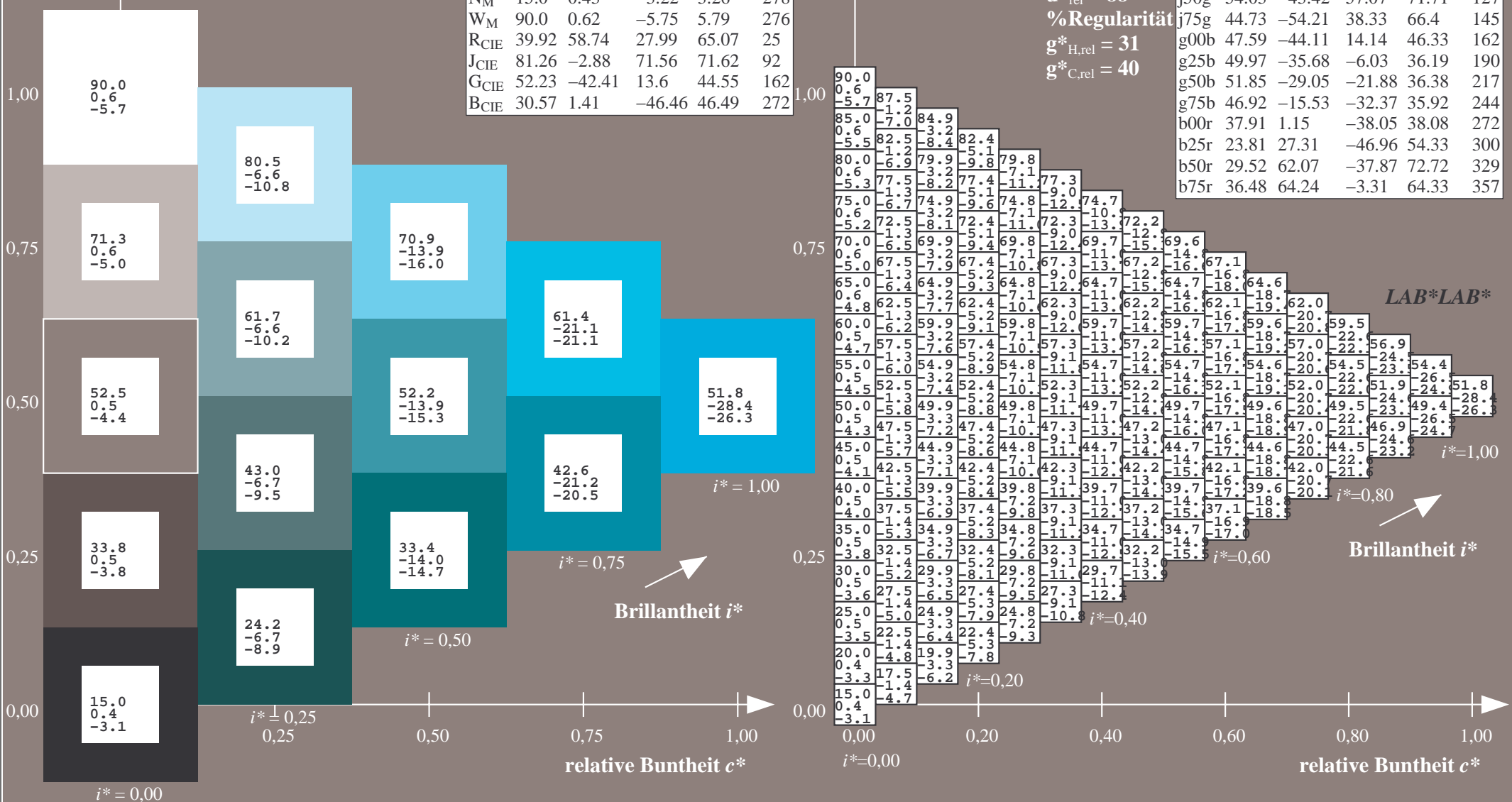
%Regularität

$g^*_{H,rel} = 31$

$g^*_{C,rel} = 40$

LAB^*LAB^*

FRS15_90aM; adaptierte CIELAB-Daten					
	$L^*=L^*_a$	a^*_a	b^*_a	$C^*_{ab,a}$	$h^*_{ab,a}$
r00j	35.47	56.92	27.12	63.05	25
r25j	39.12	49.04	44.45	66.19	42
r50j	50.64	35.19	58.33	68.13	59
r75j	64.01	19.11	74.45	76.87	76
j00g	83.18	-3.93	97.56	97.64	92
j25g	66.73	-26.86	74.66	79.35	110
j50g	54.03	-43.42	57.07	71.71	127
j75g	44.73	-54.21	38.33	66.4	145
g00b	47.59	-44.11	14.14	46.33	162
g25b	49.97	-35.68	-6.03	36.19	190
g50b	51.85	-29.05	-21.88	36.38	217
g75b	46.92	-15.53	-32.37	35.92	244
b00r	37.91	1.15	-38.05	38.08	272
b25r	23.81	27.31	-46.96	54.33	300
b50r	29.52	62.07	-37.87	72.72	329
b75r	36.48	64.24	-3.31	64.33	357



Daten für jede Farbe:

lab^*ch^* und lab^*icu^*

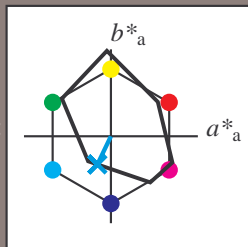
Elementar-Buntontext:

$u^* = g75b$

Kontrastreduzierungsfaktor:

$c_R = 0.9$

Dreiecks-Helligkeit t^*



FRS15_90M; CIELAB-Daten

	$L^*=L^*$	a^*	b^*	C^*_{ab}	h^*_{ab}
O _M	35.06	54.41	35.65	65.05	33
Y _M	83.77	-4.03	92.72	92.8	92
L _M	44.13	-55.82	39.15	68.19	145
C _M	52.66	-25.66	-33.24	42.01	232
V _M	14.15	45.64	-56.26	72.45	309
M _M	37.37	71.17	-34.08	78.92	334
N _M	15.0	0.43	-3.22	3.26	278
W _M	90.0	0.62	-5.75	5.79	276
R _{CIE}	39.92	58.74	27.99	65.07	25
J _{CIE}	81.26	-2.88	71.56	71.62	92
G _{CIE}	52.23	-42.41	13.6	44.55	162
B _{CIE}	30.57	1.41	-46.46	46.49	272

Daten für Maximalfarbe (Ma):

$LAB^*LAB^*_{Ma}: 47 \ -15 \ -31$

$LAB^*LCH^*_{Ma}: 47 \ 36 \ 244$

$lab^*rgb^*_{Ma}: 0.0 \ 0.5 \ 1.0$

$lab^*olv^*_{Ma}: 0.0 \ 0.85 \ 1.0$

Dreiecks-Helligkeit t^*

%Umfang

$u^*_{rel} = 88$

%Regularität

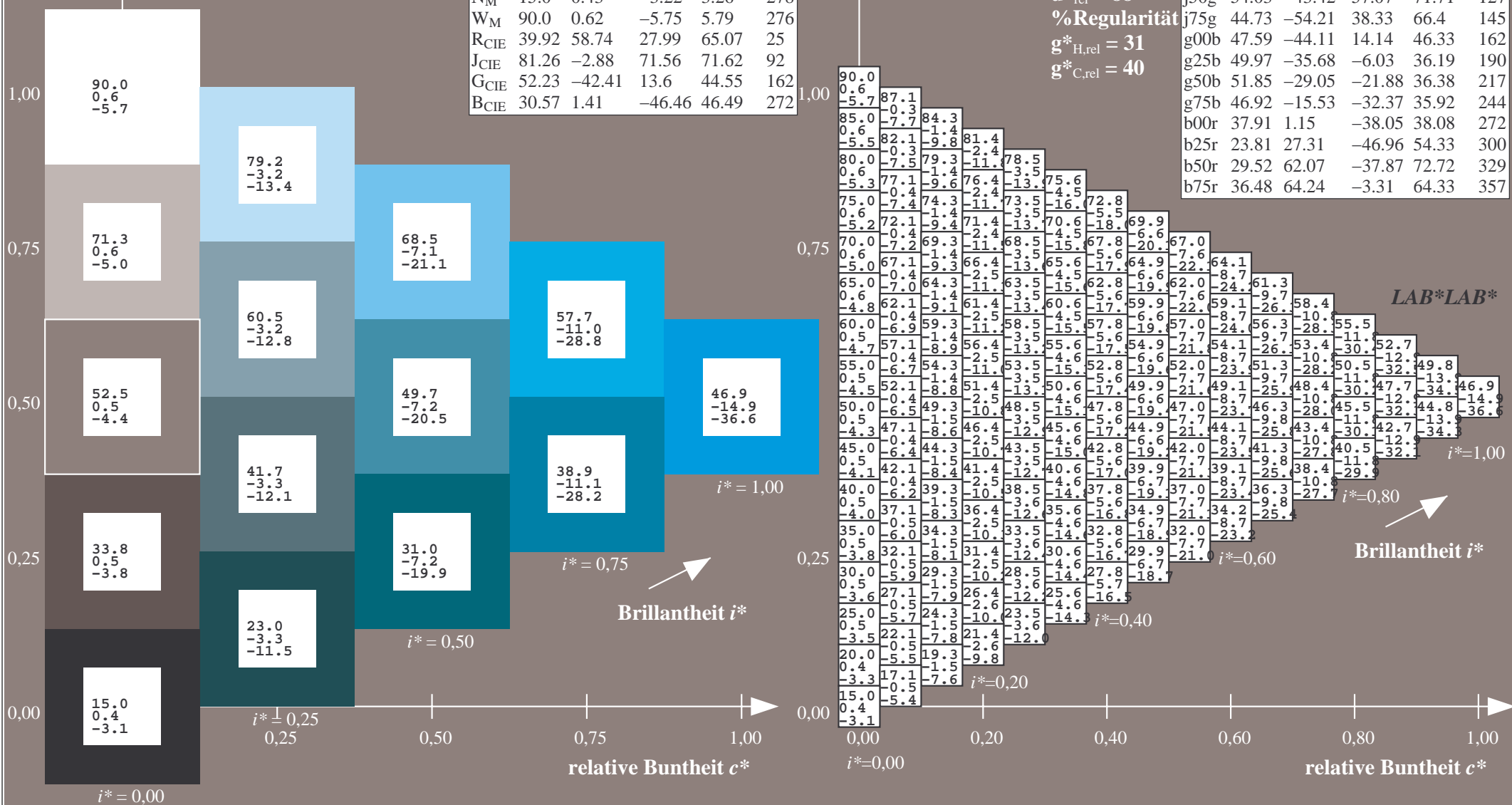
$g^*_{H,rel} = 31$

$g^*_{C,rel} = 40$

LAB^*LAB^*

FRS15_90aM; adaptierte CIELAB-Daten

	$L^*=L^*_a$	a^*_a	b^*_a	$C^*_{ab,a}$	$h^*_{ab,a}$
r00j	35.47	56.92	27.12	63.05	25
r25j	39.12	49.04	44.45	66.19	42
r50j	50.64	35.19	58.33	68.13	59
r75j	64.01	19.11	74.45	76.87	76
j00g	83.18	-3.93	97.56	97.64	92
j25g	66.73	-26.86	74.66	79.35	110
j50g	54.03	-43.42	57.07	71.71	127
j75g	44.73	-54.21	38.33	66.4	145
g00b	47.59	-44.11	14.14	46.33	162
g25b	49.97	-35.68	-6.03	36.19	190
g50b	51.85	-29.05	-21.88	36.38	217
g75b	46.92	-15.53	-32.37	35.92	244
b00r	37.91	1.15	-38.05	38.08	272
b25r	23.81	27.31	-46.96	54.33	300
b50r	29.52	62.07	-37.87	72.72	329
b75r	36.48	64.24	-3.31	64.33	357



Daten für jede Farbe:

lab^*ch^* und lab^*icu^*

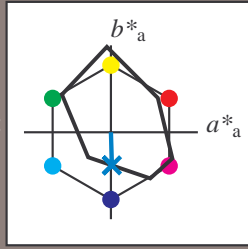
Elementar-Buntontext:

$u^* = b00r$

Kontrastreduzierungsfaktor:

$c_R = 0.9$

Dreiecks-Helligkeit t^*



FRS15_90M; CIELAB-Daten					
	$L^*=L^*$	a^*	b^*	C^*_{ab}	h^*_{ab}
O _M	35.06	54.41	35.65	65.05	33
Y _M	83.77	-4.03	92.72	92.8	92
L _M	44.13	-55.82	39.15	68.19	145
C _M	52.66	-25.66	-33.24	42.01	232
V _M	14.15	45.64	-56.26	72.45	309
M _M	37.37	71.17	-34.08	78.92	334
N _M	15.0	0.43	-3.22	3.26	278
W _M	90.0	0.62	-5.75	5.79	276
R _{CIE}	39.92	58.74	27.99	65.07	25
J _{CIE}	81.26	-2.88	71.56	71.62	92
G _{CIE}	52.23	-42.41	13.6	44.55	162
B _{CIE}	30.57	1.41	-46.46	46.49	272

Daten für Maximalfarbe (Ma):

$LAB^*LAB^*_{Ma}: 38 \ 1 \ -37$

$LAB^*LCH^*_{Ma}: 38 \ 38 \ 272$

$lab^*rgb^*_{Ma}: 0.0 \ 0.0 \ 1.0$

$lab^*olv^*_{Ma}: 0.0 \ 0.62 \ 1.0$

Dreiecks-Helligkeit t^*

%Umfang

$u^*_{rel} = 88$

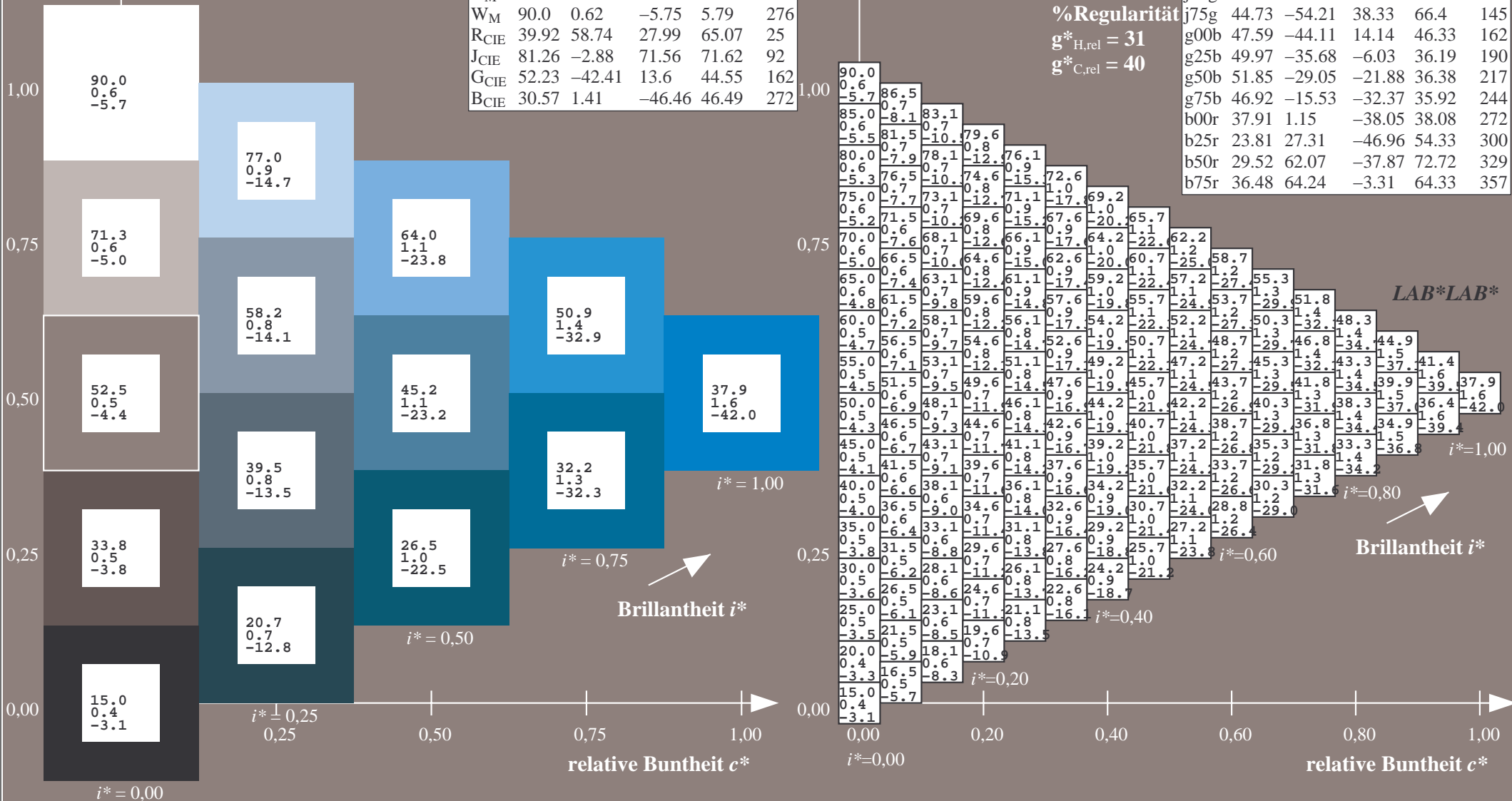
%Regularität

$g^*_{H,rel} = 31$

$g^*_{C,rel} = 40$

LAB^*LAB^*

FRS15_90aM; adaptierte CIELAB-Daten					
	$L^*=L^*_a$	a^*_a	b^*_a	$C^*_{ab,a}$	$h^*_{ab,a}$
r00j	35.47	56.92	27.12	63.05	25
r25j	39.12	49.04	44.45	66.19	42
r50j	50.64	35.19	58.33	68.13	59
r75j	64.01	19.11	74.45	76.87	76
j00g	83.18	-3.93	97.56	97.64	92
j25g	66.73	-26.86	74.66	79.35	110
j50g	54.03	-43.42	57.07	71.71	127
j75g	44.73	-54.21	38.33	66.4	145
g00b	47.59	-44.11	14.14	46.33	162
g25b	49.97	-35.68	-6.03	36.19	190
g50b	51.85	-29.05	-21.88	36.38	217
g75b	46.92	-15.53	-32.37	35.92	244
b00r	37.91	1.15	-38.05	38.08	272
b25r	23.81	27.31	-46.96	54.33	300
b50r	29.52	62.07	-37.87	72.72	329
b75r	36.48	64.24	-3.31	64.33	357



Ein und Ausgabe: Farbmetrisches Drucker-Reflektiv-System FRS15_90aM für relativen CIELAB-Bunnton $h^* = lab^*h^* = h_{ab}/360 = 300/360 = 0.834$ $u^* = b25r$

Daten für jede Farbe:

lab^*ch^* und lab^*icu^*

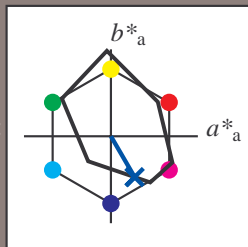
Elementar-Buntontext:

$u^* = b25r$

Kontrastreduzierungsfaktor:

$c_R = 0.9$

Dreiecks-Helligkeit t^*



FRS15_90M; CIELAB-Daten

	$L^*=L^*$	a^*	b^*	C^*_{ab}	h^*_{ab}
O _M	35.06	54.41	35.65	65.05	33
Y _M	83.77	-4.03	92.72	92.8	92
L _M	44.13	-55.82	39.15	68.19	145
C _M	52.66	-25.66	-33.24	42.01	232
V _M	14.15	45.64	-56.26	72.45	309
M _M	37.37	71.17	-34.08	78.92	334
N _M	15.0	0.43	-3.22	3.26	278
W _M	90.0	0.62	-5.75	5.79	276
R _{CIE}	39.92	58.74	27.99	65.07	25
J _{CIE}	81.26	-2.88	71.56	71.62	92
G _{CIE}	52.23	-42.41	13.6	44.55	162
B _{CIE}	30.57	1.41	-46.46	46.49	272

Daten für Maximalfarbe (Ma):

$LAB^*LAB^*_{Ma}: 24\ 27\ -46$

$LAB^*LCH^*_{Ma}: 24\ 54\ 300$

$lab^*rgb^*_{Ma}: 0.5\ 0.0\ 1.0$

$lab^*olv^*_{Ma}: 0.0\ 0.25\ 1.0$

Dreiecks-Helligkeit t^*

%Umfang

$u^*_{rel} = 88$

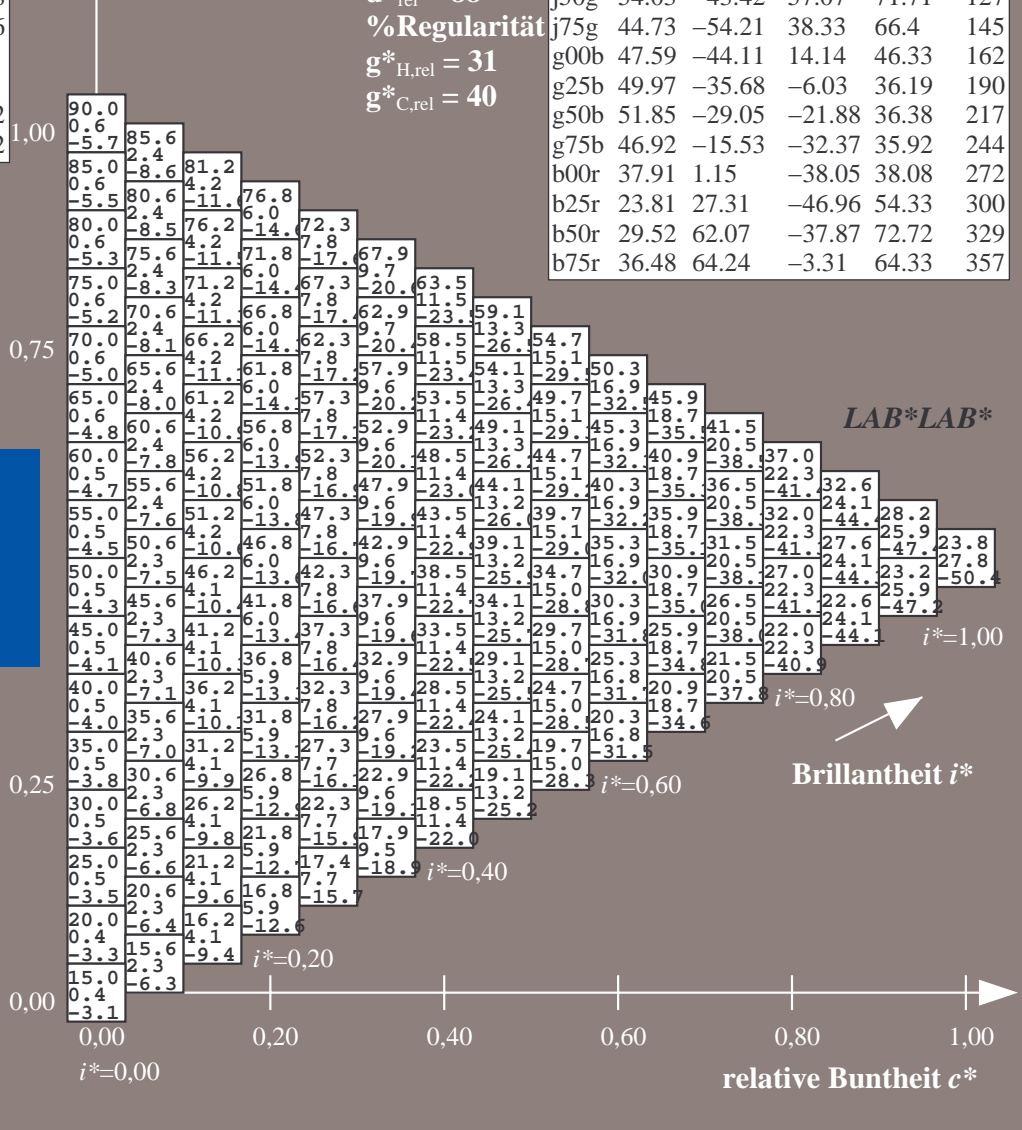
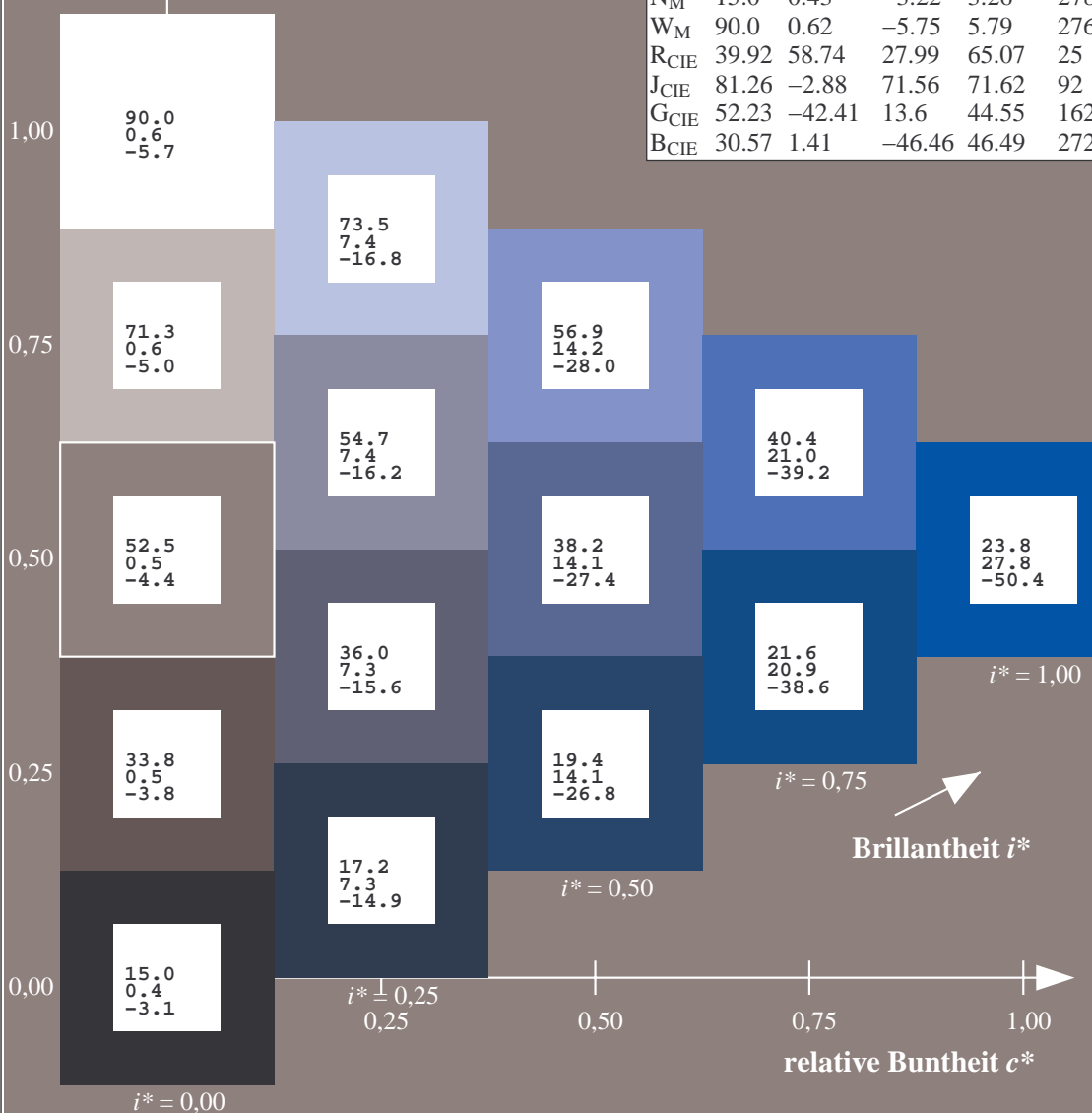
%Regularität

$g^*_{H,rel} = 31$

$g^*_{C,rel} = 40$

FRS15_90aM; adaptierte CIELAB-Daten

	$L^*=L^*_a$	a^*_a	b^*_a	$C^*_{ab,a}$	$h^*_{ab,a}$
r00j	35.47	56.92	27.12	63.05	25
r25j	39.12	49.04	44.45	66.19	42
r50j	50.64	35.19	58.33	68.13	59
r75j	64.01	19.11	74.45	76.87	76
j00g	83.18	-3.93	97.56	97.64	92
j25g	66.73	-26.86	74.66	79.35	110
j50g	54.03	-43.42	57.07	71.71	127
j75g	44.73	-54.21	38.33	66.4	145
g00b	47.59	-44.11	14.14	46.33	162
g25b	49.97	-35.68	-6.03	36.19	190
g50b	51.85	-29.05	-21.88	36.38	217
g75b	46.92	-15.53	-32.37	35.92	244
b00r	37.91	1.15	-38.05	38.08	272
b25r	23.81	27.31	-46.96	54.33	300
b50r	29.52	62.07	-37.87	72.72	329
b75r	36.48	64.24	-3.31	64.33	357



Ein und Ausgabe: Farbmetrisches Drucker-Reflektiv-System FRS15_90aM für relativen CIELAB-Bunton $h^* = lab^*h^* = h_{ab}/360 = 329/360 = 0,913$ $u^* = b50r$

Daten für jede Farbe:

lab^*ch^* und lab^*icu^*

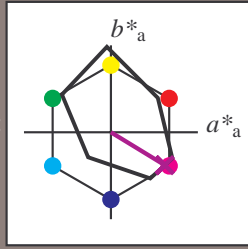
Elementar-Buntonkontext:

$u^* = b50r$

Kontrastreduzierungsfaktor:

$c_R = 0,9$

Dreiecks-Helligkeit t^*



FRS15_90M; CIELAB-Daten

	$L^*=L^*$	a^*	b^*	C^*_{ab}	h^*_{ab}
O _M	35.06	54.41	35.65	65.05	33
Y _M	83.77	-4.03	92.72	92.8	92
L _M	44.13	-55.82	39.15	68.19	145
C _M	52.66	-25.66	-33.24	42.01	232
V _M	14.15	45.64	-56.26	72.45	309
M _M	37.37	71.17	-34.08	78.92	334
N _M	15.0	0.43	-3.22	3.26	278
W _M	90.0	0.62	-5.75	5.79	276
R _{CIE}	39.92	58.74	27.99	65.07	25
J _{CIE}	81.26	-2.88	71.56	71.62	92
G _{CIE}	52.23	-42.41	13.6	44.55	162
B _{CIE}	30.57	1.41	-46.46	46.49	272

Daten für Maximalfarbe (Ma):

$LAB^*LAB^*_{Ma}: 30\ 62\ -37$

$LAB^*LCH^*_{Ma}: 30\ 73\ 329$

$lab^*rgb^*_{Ma}: 1.0\ 0.0\ 1.0$

$lab^*olv^*_{Ma}: 0.66\ 0.0\ 1.0$

Dreiecks-Helligkeit t^*

%Umfang

$u^*_{rel} = 88$

%Regularität

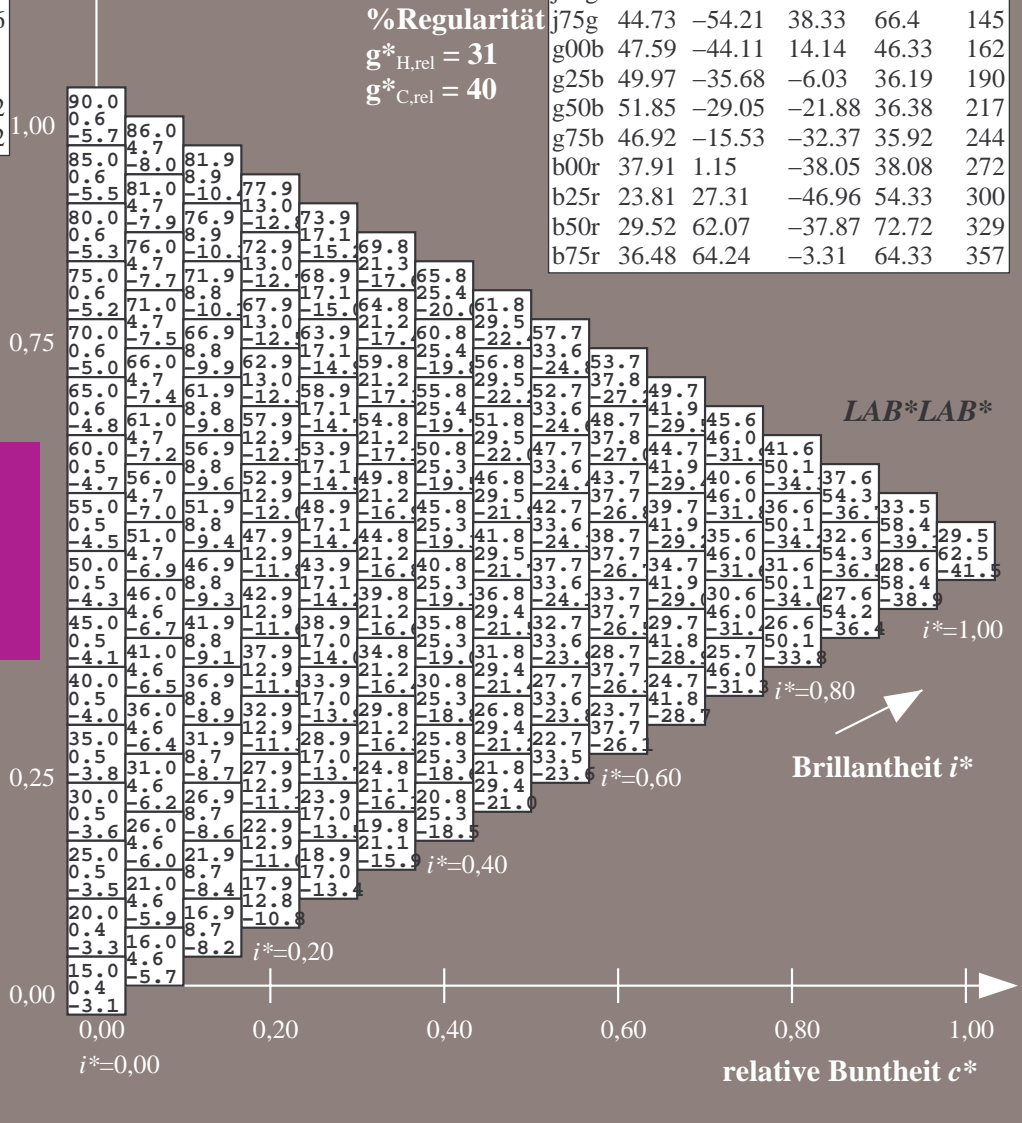
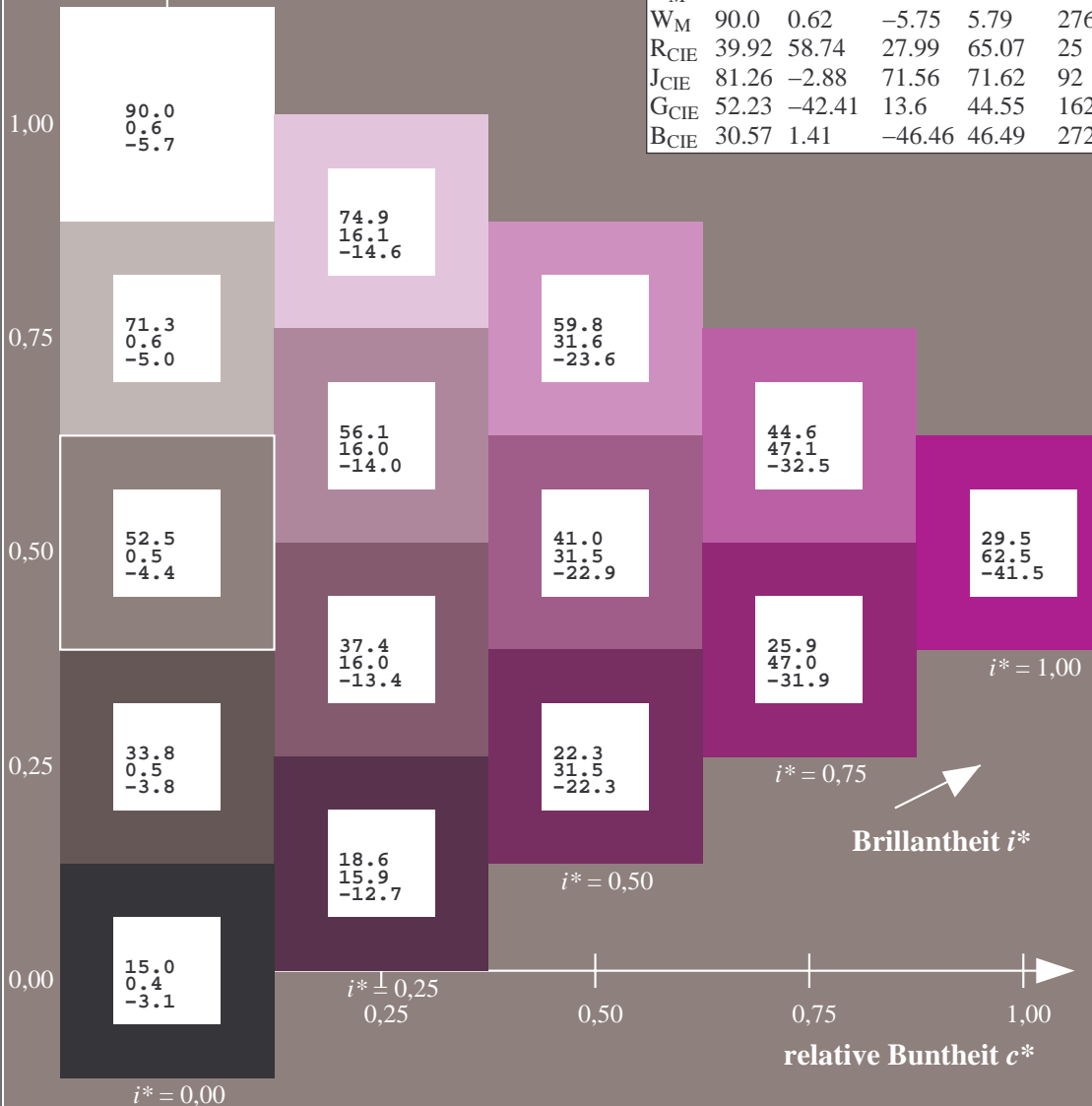
$g^*_{H,rel} = 31$

$g^*_{C,rel} = 40$

LAB^*LAB^*

FRS15_90aM; adaptierte CIELAB-Daten

	$L^*=L^*_a$	a^*_a	b^*_a	$C^*_{ab,a}$	$h^*_{ab,a}$
r00j	35.47	56.92	27.12	63.05	25
r25j	39.12	49.04	44.45	66.19	42
r50j	50.64	35.19	58.33	68.13	59
r75j	64.01	19.11	74.45	76.87	76
j00g	83.18	-3.93	97.56	97.64	92
j25g	66.73	-26.86	74.66	79.35	110
j50g	54.03	-43.42	57.07	71.71	127
j75g	44.73	-54.21	38.33	66.4	145
g00b	47.59	-44.11	14.14	46.33	162
g25b	49.97	-35.68	-6.03	36.19	190
g50b	51.85	-29.05	-21.88	36.38	217
g75b	46.92	-15.53	-32.37	35.92	244
b00r	37.91	1.15	-38.05	38.08	272
b25r	23.81	27.31	-46.96	54.33	300
b50r	29.52	62.07	-37.87	72.72	329
b75r	36.48	64.24	-3.31	64.33	357



Daten für jede Farbe:

lab^*ch^* und lab^*icu^*

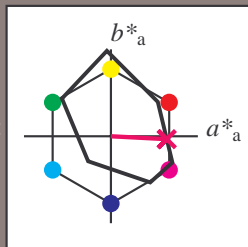
Elementar-Bunntext:

$u^* = b75r$

Kontrastreduzierungsfaktor:

$c_R = 0,9$

Dreiecks-Helligkeit t^*



FRS15_90M; CIELAB-Daten

	$L^*=L^*$	a^*	b^*	C^*_{ab}	h^*_{ab}
O _M	35.06	54.41	35.65	65.05	33
Y _M	83.77	-4.03	92.72	92.8	92
L _M	44.13	-55.82	39.15	68.19	145
C _M	52.66	-25.66	-33.24	42.01	232
V _M	14.15	45.64	-56.26	72.45	309
M _M	37.37	71.17	-34.08	78.92	334
N _M	15.0	0.43	-3.22	3.26	278
W _M	90.0	0.62	-5.75	5.79	276
R _{CIE}	39.92	58.74	27.99	65.07	25
J _{CIE}	81.26	-2.88	71.56	71.62	92
G _{CIE}	52.23	-42.41	13.6	44.55	162
B _{CIE}	30.57	1.41	-46.46	46.49	272

Daten für Maximalfarbe (Ma):

$LAB^*LAB^*_{Ma}: 36\ 64\ -2$

$LAB^*LCH^*_{Ma}: 36\ 64\ 357$

$lab^*rgb^*_{Ma}: 1.0\ 0.0\ 0.5$

$lab^*olv^*_{Ma}: 1.0\ 0.0\ 0.62$

Dreiecks-Helligkeit t^*

%Umfang

$u^*_{rel} = 88$

%Regularität

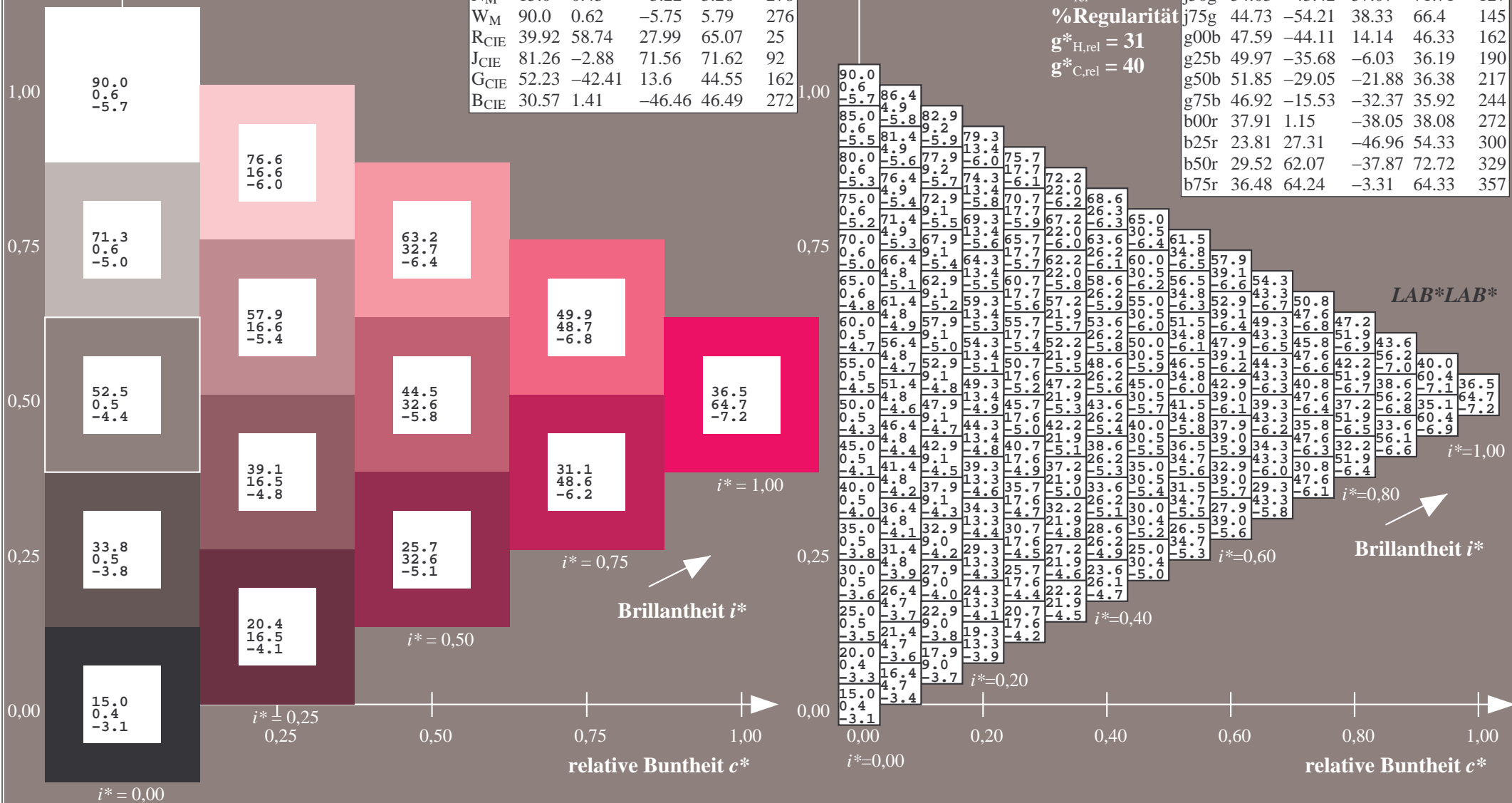
$g^*_{H,rel} = 31$

$g^*_{C,rel} = 40$

LAB^*LAB^*

FRS15_90aM; adaptierte CIELAB-Daten

	$L^*=L^*_a$	a^*_a	b^*_a	$C^*_{ab,a}$	$h^*_{ab,a}$
r00j	35.47	56.92	27.12	63.05	25
r25j	39.12	49.04	44.45	66.19	42
r50j	50.64	35.19	58.33	68.13	59
r75j	64.01	19.11	74.45	76.87	76
j00g	83.18	-3.93	97.56	97.64	92
j25g	66.73	-26.86	74.66	79.35	110
j50g	54.03	-43.42	57.07	71.71	127
j75g	44.73	-54.21	38.33	66.4	145
g00b	47.59	-44.11	14.14	46.33	162
g25b	49.97	-35.68	-6.03	36.19	190
g50b	51.85	-29.05	-21.88	36.38	217
g75b	46.92	-15.53	-32.37	35.92	244
b00r	37.91	1.15	-38.05	38.08	272
b25r	23.81	27.31	-46.96	54.33	300
b50r	29.52	62.07	-37.87	72.72	329
b75r	36.48	64.24	-3.31	64.33	357



	A	B	C	D	E	F	G	H	I	J	K	L	M	N	O	P	Q	R	S	T	U	V	W	X	Y	Z	a	b	c	d	e	f	g	h	i	j	k	LAB*LAB*				
01	15.0	18.6	22.3	25.9	29.6	33.2	36.9	40.5	44.1	17.5	23.6	27.2	30.9	34.5	38.2	41.8	45.4	49.0	20.0	26.1	32.2	35.8	39.5	43.1	46.8	50.4	54.0	90.0	83.1	76.3	69.4	62.5	55.7	48.8	41.9	35.1	15.0	15.0	15.0	15.0		
02	0.4	-6.5	-13.5	-20.6	-27.6	-34.6	-41.7	-48.7	-55.7	7.2	0.0	-7.1	-14.1	-21.1	-28.2	-35.2	-42.2	-49.2	23.0	6.6	-0.6	-7.6	-14.7	-21.7	-28.7	-35.7	-42.8	0.6	7.3	14.1	20.8	27.5	34.2	41.0	47.7	54.4	0.4	0.4	0.4	0.4		
03	-3.1	2.1	7.4	12.7	18.0	23.3	28.6	33.9	39.1	1.6	8.8	14.1	19.4	24.6	29.9	35.2	40.5	45.8	6.5	13.6	20.7	26.0	31.3	36.6	41.9	47.2	52.5	-5.7	-0.5	4.6	9.8	14.9	20.1	25.3	30.5	35.6	-3.1	-3.1	-3.1	-3.1		
04	14.9	19.7	23.4	27.0	30.6	34.3	37.9	41.6	45.2	17.8	24.4	28.0	31.7	35.3	38.9	42.6	46.2	49.9	20.3	26.9	33.0	36.6	40.3	43.9	47.5	51.2	54.8	85.3	80.6	73.8	66.9	60.0	53.2	46.3	39.4	32.6	24.4	24.4	24.4	24.4		
05	6.1	-2.7	-9.8	-16.8	-23.8	-30.9	-37.9	-44.9	-51.9	9.3	0.5	-6.5	-13.5	-20.5	-27.6	-34.6	-41.6	-48.7	16.0	7.2	0.0	-7.0	-14.1	-21.1	-28.1	-35.2	-42.2	-2.6	0.6	7.3	14.0	20.8	27.5	34.2	40.9	47.7	0.5	0.5	0.5	0.5		
06	-9.8	-6.9	-1.6	3.6	8.9	14.2	19.5	24.8	30.1	-1.7	-3.5	1.8	7.1	12.3	17.6	22.9	28.2	33.5	-2.1	1.3	8.4	13.7	19.0	24.3	29.6	34.9	40.2	-9.1	-5.1	-3.3	-0.2	4.9	10.1	15.3	20.4	25.6	30.8	-3.5	-3.5	-3.5	-3.5	
07	14.8	19.6	24.4	28.1	31.7	35.3	39.0	42.6	46.3	17.0	24.3	29.1	32.7	36.4	40.0	43.6	47.3	50.9	20.6	27.2	33.3	37.4	41.0	44.7	48.3	52.0	55.6	80.7	76.0	71.3	64.4	57.5	50.6	43.8	36.9	30.1	33.8	33.8	33.8	33.8		
08	11.7	2.8	-6.0	-13.0	-20.1	-27.1	-34.1	-41.2	-48.2	21.4	6.1	-2.7	-9.7	-16.8	-23.8	-30.8	-37.9	-44.9	18.1	9.3	0.5	-6.5	-13.5	-20.5	-27.6	-34.6	-41.6	-5.9	-2.6	0.6	7.3	14.0	20.7	27.5	34.2	40.9	0.5	0.5	0.5	0.5		
09	-16.4	-13.5	-10.6	-5.3	0.2	5.2	10.5	15.8	21.1	-1.3	-6.1	-7.2	-1.9	3.3	8.6	13.9	19.2	24.5	-10.8	-7.3	-3.8	1.4	6.7	12.0	17.3	22.6	27.9	-12.5	-8.8	-5.0	0.1	5.2	10.4	15.6	20.8	25.9	-3.8	-3.8	-3.8	-3.8		
10	14.7	19.5	24.3	29.1	32.8	36.4	40.0	43.7	47.3	17.6	24.2	29.0	32.8	36.4	40.1	44.7	48.4	52.0	20.5	27.1	33.6	38.5	42.1	45.7	49.4	53.0	56.7	76.0	71.3	66.6	61.9	55.0	48.1	41.3	34.4	27.5	43.1	43.1	43.1	43.1		
11	17.4	8.5	-0.3	-9.3	-16.3	-23.3	-30.4	-37.4	-44.4	12.6	11.8	2.8	-6.7	-13.0	-20.0	-27.1	-34.1	-41.1	23.8	14.9	6.1	-2.7	-9.7	-16.8	-23.8	-30.8	-37.8	-9.1	-5.9	-2.6	0.5	7.3	14.0	20.7	27.5	34.2	40.9	0.5	0.5	0.5	0.5	
12	-23.0	-20.1	-17.3	-14.4	-9.1	-3.8	1.4	6.7	12.0	-20.2	-16.7	-13.8	-10.9	-5.7	-0.4	4.8	10.1	15.4	-17.5	-13.9	-9.0	-4.2	0.8	6.3	11.6	16.9	-16.0	-12.2	-8.5	-4.7	0.4	5.5	10.7	15.9	21.1	-4.1	-4.1	-4.1	-4.1			
13	14.6	19.4	24.2	29.0	32.8	36.5	40.1	43.8	47.4	17.5	24.1	28.9	32.7	36.4	40.1	43.8	47.4	51.1	20.4	27.0	33.5	38.4	43.2	46.8	50.4	54.1	57.7	77.1	71.3	66.6	61.9	57.2	52.5	45.6	38.8	31.9	25.0	52.5	52.5	52.5	52.5	
14	23.0	14.1	5.2	-3.6	-12.5	-19.6	-26.6	-33.6	-40.6	26.2	17.4	8.5	-0.3	-9.2	-16.3	-23.3	-30.3	-37.3	42.4	20.6	11.8	2.9	-5.9	-13.0	-20.0	-27.0	-34.1	-12.4	-9.2	-5.9	-2.6	0.5	7.2	14.0	20.7	27.4	0.5	0.5	0.5	0.5		
15	-29.6	-26.8	-23.9	-21.0	-18.1	-15.2	-12.3	-9.4	-6.5	-2.2	3.0	26.9	-17.6	-14.7	-11.8	-8.9	-6.0	-3.1	-29.4	-20.6	-17.0	-14.1	-11.3	-8.4	-5.5	-2.6	-0.7	-4.5	9.8	-19.4	-15.6	-11.9	-8.1	-4.4	0.7	5.9	11.0	16.2	-4.4	-4.4	-4.4	-4.4
16	14.5	19.3	24.1	28.9	33.7	38.5	42.2	45.8	49.5	17.4	24.0	28.8	33.6	38.4	43.2	46.8	50.5	54.1	20.3	26.9	33.4	38.2	43.1	47.9	51.5	55.2	58.8	66.7	62.0	57.2	52.5	47.8	43.1	36.3	29.4	22.5	61.9	61.9	61.9	61.9		
17	28.7	19.8	10.9	1.9	-6.9	-15.8	-22.8	-29.8	-36.9	31.9	23.1	14.1	5.2	-3.6	-12.5	-19.5	-26.6	-33.6	35.1	26.3	17.4	8.5	-0.3	-9.2	-16.2	-23.3	-30.3	-15.7	-12.5	-9.2	-5.9	-2.7	0.5	7.2	13.9	20.7	0.5	0.5	0.5	0.5		
18	-36.3	-33.4	-30.5	-27.6	-24.8	-21.9	-19.0	-16.1	-13.2	-6.0	0.0	-27.1	-24.2	-21.3	-18.4	-15.5	-12.6	-9.7	-2.6	-30.7	-27.2	-23.6	-20.0	-17.9	-15.0	-12.1	-9.2	-2.8	-19.1	-15.3	-11.6	-7.8	-4.1	1.0	6.3	12.2	11.3	-4.7	-4.7	-4.7	-4.7	
19	14.4	19.2	24.0	28.8	33.6	38.4	43.2	46.9	50.5	17.3	23.8	28.7	33.5	38.3	43.1	47.9	51.6	55.2	20.2	26.7	33.3	38.1	43.0	47.8	52.6	56.2	59.9	62.0	57.3	52.6	47.9	43.2	38.5	33.8	26.9	20.0	71.3	71.3	71.3	71.3		
20	34.3	25.4	16.5	7.6	-1.2	-10.1	-19.0	-26.9	-33.9	13.7	5.3	-3.8	-10.9	-19.0	-26.9	-33.8	-40.8	-47.7	19.8	31.9	23.1	14.2	5.3	-3.7	-12.5	-19.5	-26.5	-19.0	-15.7	-12.5	-9.2	-5.9	-2.7	0.5	7.2	13.9	0.6	0.6	0.6	0.6		
21	-42.9	-40.0	-37.2	-34.3	-31.4	-28.5	-25.6	-22.7	-19.8	-10.0	-10.1	-36.6	-33.7	-30.8	-28.0	-25.1	-22.2	-19.3	-11.6	-37.4	-33.8	-30.3	-27.4	-24.5	-21.6	-18.8	-13.5	-8.2	-2.6	-3.2	-2.2	-5.8	-15.0	-11.3	-7.5	-3.8	1.3	6.5	-5.0	-5.0	-5.0	-5.0
22	14.3	19.1	23.9	28.7	33.5	38.3	43.1	48.0	52.8	17.2	23.7	28.6	33.4	38.2	43.0	47.8	52.6	56.3	20.1	26.6	33.2	38.0	42.8	47.6	52.5	57.3	60.9	57.3	52.6	47.9	43.2	38.5	33.8	29.1	24.4	17.5	80.6	80.6	80.6	80.6		
23	40.0	31.1	22.2	13.3	4.3	-4.5	-13.4	-22.3	-29.3	34.3	25.4	16.5	7.6	-1.2	-10.1	-19.0	-26.0	-33.0	44.4	37.6	28.7	19.8	10.9	2.0	-6.8	-15.7	-22.8	-22.3	-19.0	-15.8	-12.5	-9.2	-6.0	-2.7	0.5	7.2	0.6	0.6	0.6	0.6		
24	-49.5	-46.7	-43.8	-40.9	-38.0	-35.1	-32.2	-29.3	-26.4	-12.1	-46.8	-43.4	-40.3	-37.5	-34.6	-31.7	-28.8	-26.0	-20.7	-46.0	-40.5	-36.9	-34.0	-31.2	-28.3	-25.4	-22.5	-17.2	-29.7	-26.0	-22.2	-18.5	-14.7	-10.9	-7.2	-3.5	1.6	-5.3	-5.3	-5.3	-5.3	
25	14.2	19.0	23.8	28.6	33.4	38.2	43.0	47.9	52.7	17.1	23.6	28.4	33.2	38.1	42.9	47.7	52.5	57.3	20.0	26.5	33.1	37.9	42.7	47.6	52.4	57.2	62.0	52.7	48.0	43.2	38.5	33.8	29.1	24.4	19.7	15.0	90.0	90.0	90.0	90.0		
26	45.6	36.7	27.8	18.9	10.0	1.1	-7.7	-16.7	-25.6	48.8	40.0	31.1	22.2	13.3	4.4	-4.5	-13.4	-22.3	52.0	43.2	34.4	25.5	16.6	7.6	-1.2	-10.1	-19.0	-25.6	-22.3	-19.0	-15.8	-12.5	-9.3	-6.0	-2.7	0.4	0.6	0.6	0.6	0.6		
27	-56.2	-53.3	-50.4	-47.5	-44.7	-41.8	-38.9	-36.0	-33.1	-53.4	-49.8	-47.0	-44.1	-41.2	-38.3	-35.5	-32.6	-29.7	-50.6	-47.1	-43.5	-40.7	-37.8	-34.9	-32.0	-29.1	-26.3	-30.1	-29.4	-25.6	-21.9	-18.1	-14.4	-10.6	-6.9	-3.1	-5.7	-5.7	-5.7	-5.7		
28	22.5	28.6	34.7	40.8	44.4	48.1	51.7	55.4	59.0	25.0	31.1	37.2	43.3	49.4	53.0	56.7	60.3	63.9	27.5	33.6	39.7	45.8	51.9	58.0	61.6	65.3	68.9	90.0	89.2	88.4	87.7	86.9	86.1	85.3	84.5	83.8	15.0	15.0	15.0	15.0		
29	20.7	13.4	6.1	-1.1	-8.2	-15.2	-22.2	-29.3	-36.3	32.7	24.0	12.8	5.3	-1.7	-8.7	-15.8	-22.8	-29.8	34.2	26.9	19.6	12.2	4.9	-2.3	-9.3	-16.3	-23.4	40.6	0.0	-0.4	-1.0	-1.6	-2.2	-2.8	-3.4	-3.9	0.4	0.4	0.4	0.4		
30	11.3	18.5	25.6	32.7	38.0	43.3	48.6	53.9	59.2	16.2	23.3	30.5	37.6	44.7	50.0	55.3	60.6	65.9	21.1	28.2	35.3	42.5	49.6	56.7	62.0	67.3	72.6	-5.7	6.5	18.9	31.2	43.5	55.8	68.1	80.4	92.7	-3.1	-3.1	-3.1	-3.1		
31	22.8	29.4	35.5	41.6	45.2	48.8	52.5	56.1	59.8	25.3	31.9	38.0	44.1	50.2	56.3	57.4	61.1	64.7	27.8	34.4	40.5	46.6	52.7	58.8	62.4	66.0	69.7	80.5	80.6	79.8	79.1	78.3	77.5	76.7	76.0	75.2	20.0	20.0	20.0	20.0		
32	2.6	6.2	13.3	20.4	25.7	31.0	36.3	41.6	46.9	7.5	11.0	18.2	25.3	32.4	37.7	43.0	48.3	53.6	12.4	15.9	23.0	30.2	37.3	44.4	47.7	55.0	60.8	62.2	0.6	0.0	-0.5	-1.1	-1.6	-2.2	-2.8	-3.4	0.4	0.4	0.4	0.4		
33	23.1	29.7	36.3	42.3	46.0	49.6	53.3	56.9	60.5	25.6	32.2	38.8	44.9	50.9	54.6	58.2	61.9	65.5	28.1	34.7	41.3	47.4	53.4	59.5	63.2	66.8	70.5	71.0	71.1	71.3	70.5	69.7	68.9	68.1	67.4	66.6	25.0	25.0	25.0	25.0		
34	24.9	16.0	7.2	0.0	-7.0	-14.0	-21.1	-28.1	-35.1	13.6																																

Daten für jede Farbe:

lab^*ch^* und lab^*icu^*

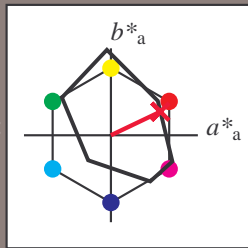
Elementar-Bunntext:

$u^* = r00j$

Kontrastreduzierungsfaktor:

$c_R = 0.9$

Dreiecks-Helligkeit t^*



FRS15_90aM; CIELAB-Daten					
	$L^*=L^*$	a^*	b^*	C^*_{ab}	h^*_{ab}
O _M	35.06	54.41	35.65	65.05	33
Y _M	83.77	-4.03	92.72	92.8	92
L _M	44.13	-55.82	39.15	68.19	145
C _M	52.66	-25.66	-33.24	42.01	232
V _M	14.15	45.64	-56.26	72.45	309
M _M	37.37	71.17	-34.08	78.92	334
N _M	15.0	0.43	-3.22	3.26	278
W _M	90.0	0.62	-5.75	5.79	276
R _{CIE}	39.92	58.74	27.99	65.07	25
J _{CIE}	81.26	-2.88	71.56	71.62	92
G _{CIE}	52.23	-42.41	13.6	44.55	162
B _{CIE}	30.57	1.41	-46.46	46.49	272

Daten für Maximalfarbe (Ma):

$LAB^*LAB^*Ma: 35\ 57\ 27$

$LAB^*LCH^*Ma: 35\ 63\ 25$

$lab^*rgb^*Ma: 1.0\ 0.0\ 0.0$

$lab^*olv^*Ma: 1.0\ 0.0\ 0.18$

Dreiecks-Helligkeit t^*

%Umfang

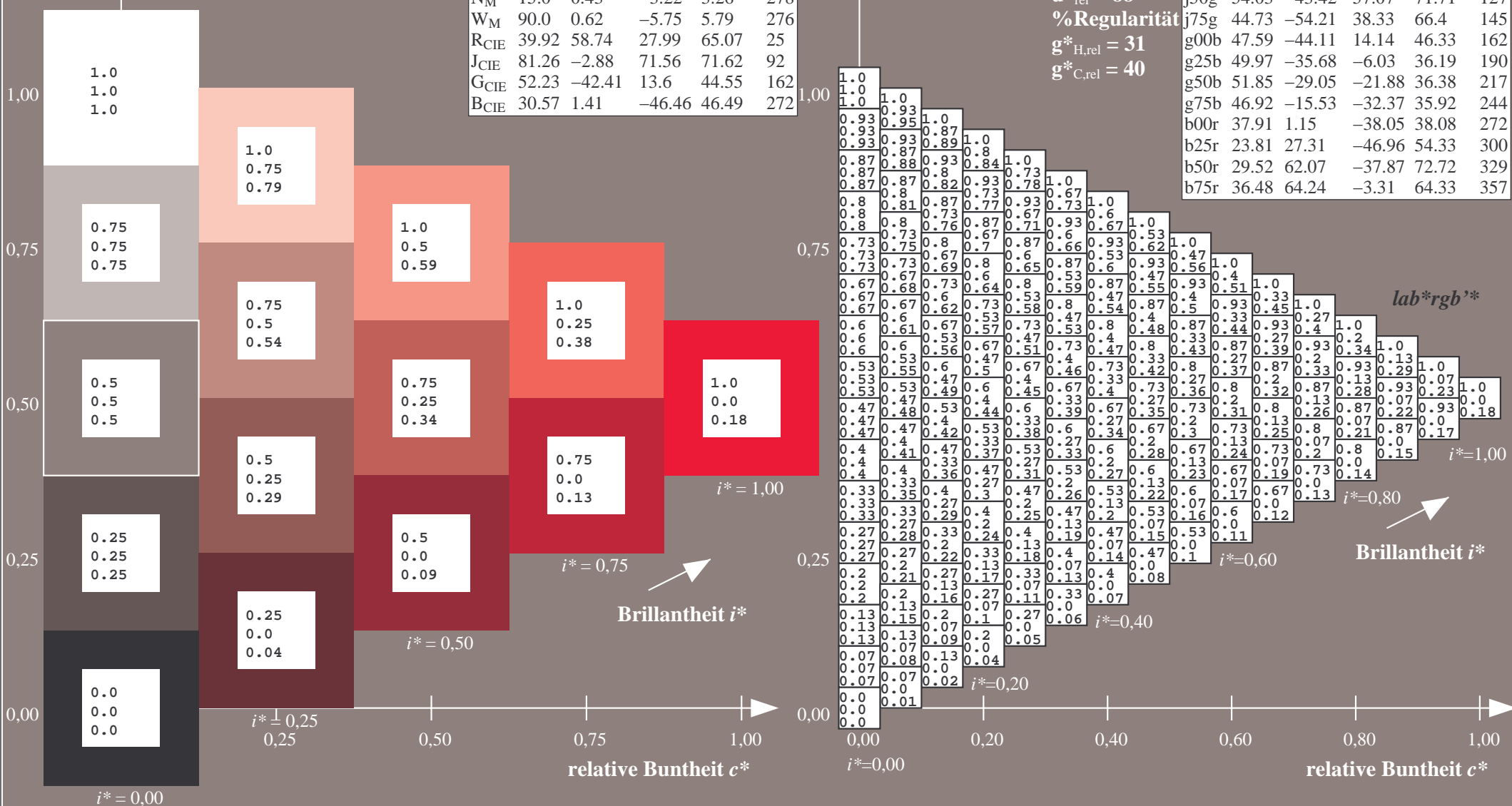
$u^*_{rel} = 88$

%Regularität

$g^*_{H,rel} = 31$

$g^*_{C,rel} = 40$

FRS15_90aM; adaptierte CIELAB-Daten					
	$L^*=L^*_a$	a^*_a	b^*_a	$C^*_{ab,a}$	$h^*_{ab,a}$
r00j	35.47	56.92	27.12	63.05	25
r25j	39.12	49.04	44.45	66.19	42
r50j	50.64	35.19	58.33	68.13	59
r75j	64.01	19.11	74.45	76.87	76
j00g	83.18	-3.93	97.56	97.64	92
j25g	66.73	-26.86	74.66	79.35	110
j50g	54.03	-43.42	57.07	71.71	127
j75g	44.73	-54.21	38.33	66.4	145
g00b	47.59	-44.11	14.14	46.33	162
g25b	49.97	-35.68	-6.03	36.19	190
g50b	51.85	-29.05	-21.88	36.38	217
g75b	46.92	-15.53	-32.37	35.92	244
b00r	37.91	1.15	-38.05	38.08	272
b25r	23.81	27.31	-46.96	54.33	300
b50r	29.52	62.07	-37.87	72.72	329
b75r	36.48	64.24	-3.31	64.33	357



lab^*rgb^*

$i^*=1,00$

$i^*=0,80$

Brillantheit i^*

$i^*=0,60$

$i^*=0,40$

$i^*=0,20$

Daten für jede Farbe:

lab^*ch^* und lab^*icu^*

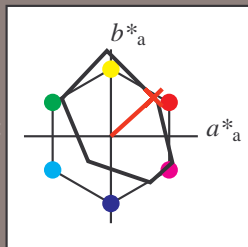
Elementar-Buntontext:

$u^* = r25j$

Kontrastreduzierungsfaktor:

$c_R = 0.9$

Dreiecks-Helligkeit t^*



FRS15_90aM; CIELAB-Daten					
	$L^*=L^*$	a^*	b^*	C^*_{ab}	h^*_{ab}
O _M	35.06	54.41	35.65	65.05	33
Y _M	83.77	-4.03	92.72	92.8	92
L _M	44.13	-55.82	39.15	68.19	145
C _M	52.66	-25.66	-33.24	42.01	232
V _M	14.15	45.64	-56.26	72.45	309
M _M	37.37	71.17	-34.08	78.92	334
N _M	15.0	0.43	-3.22	3.26	278
W _M	90.0	0.62	-5.75	5.79	276
R _{CIE}	39.92	58.74	27.99	65.07	25
J _{CIE}	81.26	-2.88	71.56	71.62	92
G _{CIE}	52.23	-42.41	13.6	44.55	162
B _{CIE}	30.57	1.41	-46.46	46.49	272

Daten für Maximalfarbe (Ma):

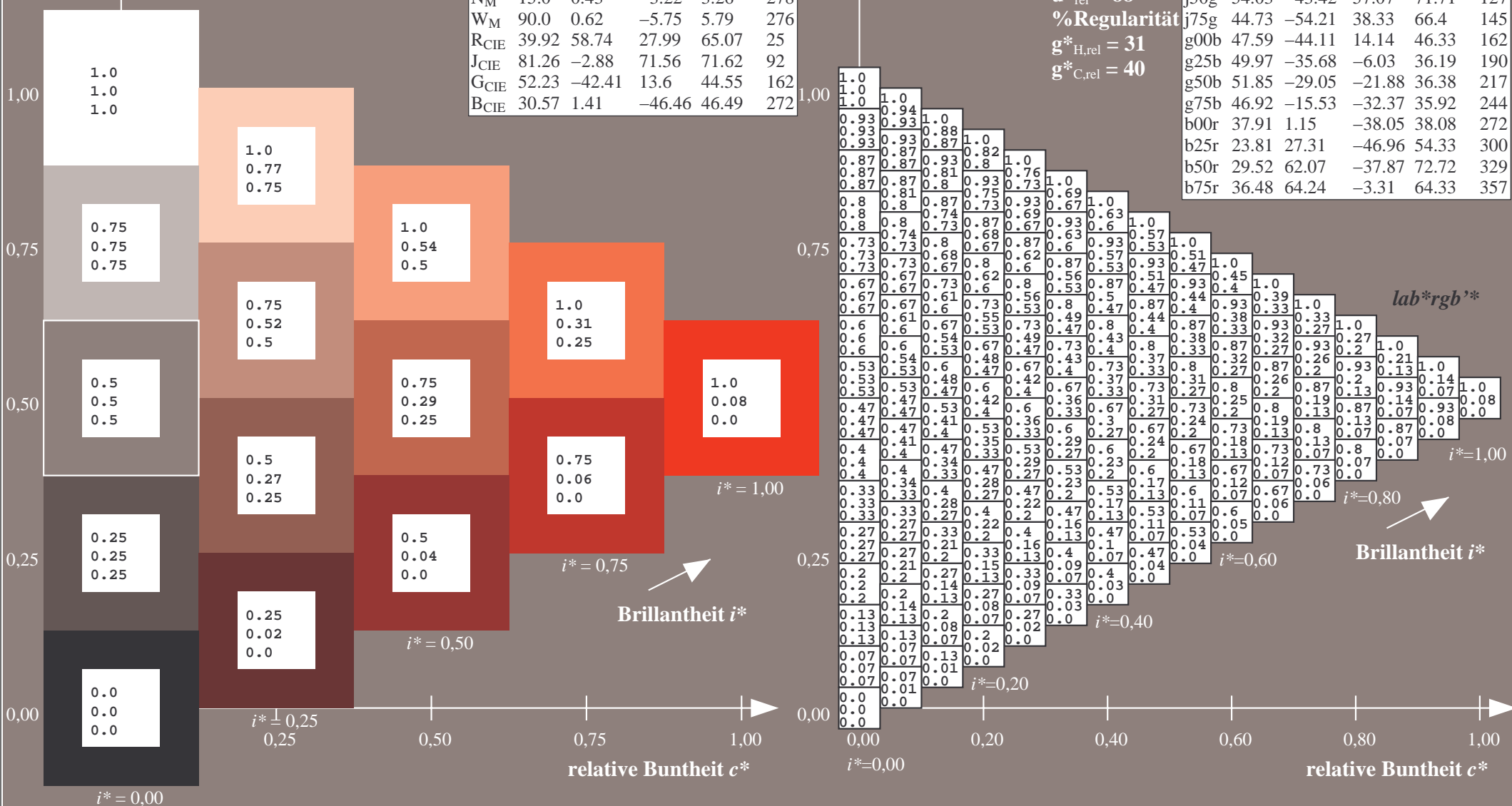
$LAB^*LAB^*_{Ma}$: 39 49 44

$LAB^*LCH^*_{Ma}$: 39 66 42

$lab^*rgb^*_{Ma}$: 1.0 0.25 0.0

$lab^*olv^*_{Ma}$: 1.0 0.08 0.0

FRS15_90aM; adaptierte CIELAB-Daten					
	$L^*=L^*_a$	a^*_a	b^*_a	$C^*_{ab,a}$	$h^*_{ab,a}$
r00j	35.47	56.92	27.12	63.05	25
r25j	39.12	49.04	44.45	66.19	42
r50j	50.64	35.19	58.33	68.13	59
r75j	64.01	19.11	74.45	76.87	76
j00g	83.18	-3.93	97.56	97.64	92
j25g	66.73	-26.86	74.66	79.35	110
j50g	54.03	-43.42	57.07	71.71	127
j75g	44.73	-54.21	38.33	66.4	145
g00b	47.59	-44.11	14.14	46.33	162
g25b	49.97	-35.68	-6.03	36.19	190
g50b	51.85	-29.05	-21.88	36.38	217
g75b	46.92	-15.53	-32.37	35.92	244
b00r	37.91	1.15	-38.05	38.08	272
b25r	23.81	27.31	-46.96	54.33	300
b50r	29.52	62.07	-37.87	72.72	329
b75r	36.48	64.24	-3.31	64.33	357



%Umfang

$u^*_{rel} = 88$

%Regularität

$g^*_{H,rel} = 31$

$g^*_{C,rel} = 40$

lab^*rgb^*

$i^*=1,00$

$i^*=0,80$

Brillantheit i^*

$i^*=0,60$

$i^*=0,40$

$i^*=0,20$

Daten für jede Farbe:

lab^*ch^* und lab^*icu^*

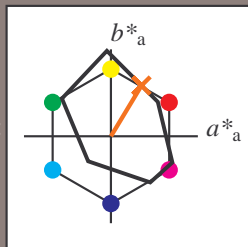
Elementar-Buntontext:

$u^* = r50j$

Kontrastreduzierungsfaktor:

$c_R = 0.9$

Dreiecks-Helligkeit t^*



FRS15_90aM; CIELAB-Daten					
	$L^*=L^*$	a^*	b^*	C^*_{ab}	h^*_{ab}
O _M	35.06	54.41	35.65	65.05	33
Y _M	83.77	-4.03	92.72	92.8	92
L _M	44.13	-55.82	39.15	68.19	145
C _M	52.66	-25.66	-33.24	42.01	232
V _M	14.15	45.64	-56.26	72.45	309
M _M	37.37	71.17	-34.08	78.92	334
N _M	15.0	0.43	-3.22	3.26	278
W _M	90.0	0.62	-5.75	5.79	276
R _{CIE}	39.92	58.74	27.99	65.07	25
J _{CIE}	81.26	-2.88	71.56	71.62	92
G _{CIE}	52.23	-42.41	13.6	44.55	162
B _{CIE}	30.57	1.41	-46.46	46.49	272

Daten für Maximalfarbe (Ma):

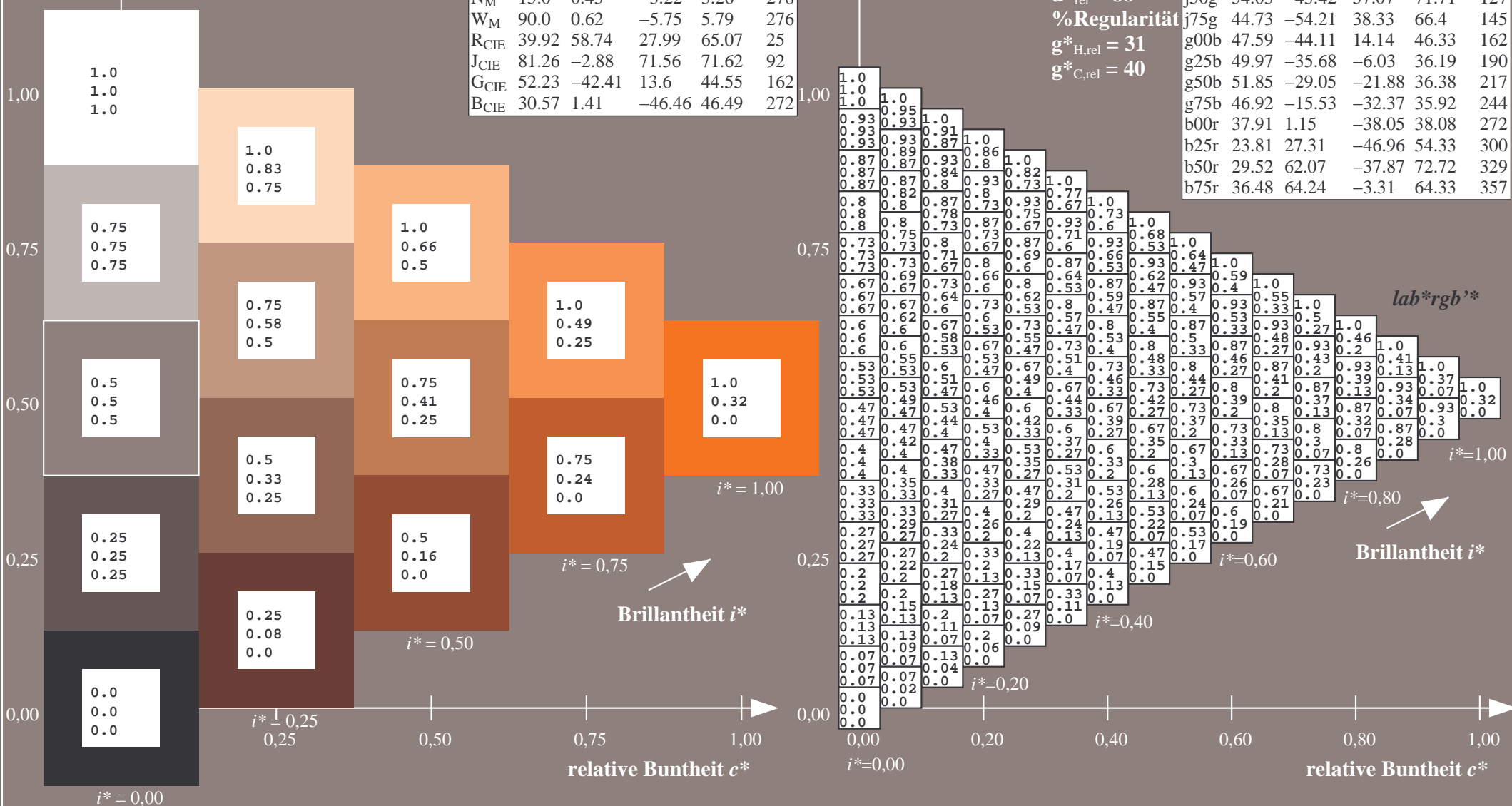
$LAB^*LAB^*_{Ma}$: 51 35 58

$LAB^*LCH^*_{Ma}$: 51 68 59

$lab^*rgb^*_{Ma}$: 1.0 0.5 0.0

$lab^*olv^*_{Ma}$: 1.0 0.32 0.0

FRS15_90aM; adaptierte CIELAB-Daten					
	$L^*=L^*_a$	a^*_a	b^*_a	$C^*_{ab,a}$	$h^*_{ab,a}$
r00j	35.47	56.92	27.12	63.05	25
r25j	39.12	49.04	44.45	66.19	42
r50j	50.64	35.19	58.33	68.13	59
r75j	64.01	19.11	74.45	76.87	76
j00g	83.18	-3.93	97.56	97.64	92
j25g	66.73	-26.86	74.66	79.35	110
j50g	54.03	-43.42	57.07	71.71	127
j75g	44.73	-54.21	38.33	66.4	145
g00b	47.59	-44.11	14.14	46.33	162
g25b	49.97	-35.68	-6.03	36.19	190
g50b	51.85	-29.05	-21.88	36.38	217
g75b	46.92	-15.53	-32.37	35.92	244
b00r	37.91	1.15	-38.05	38.08	272
b25r	23.81	27.31	-46.96	54.33	300
b50r	29.52	62.07	-37.87	72.72	329
b75r	36.48	64.24	-3.31	64.33	357



%Umfang
 $u^*_{rel} = 88$
 %Regularität
 $g^*_{H,rel} = 31$
 $g^*_{C,rel} = 40$

lab^*rgb^*

$i^*=1,00$

$i^*=0,80$

Brillantheit i^*

$i^*=0,60$

$i^*=0,40$

$i^*=0,20$

Daten für jede Farbe:

lab^*ch^* und lab^*icu^*

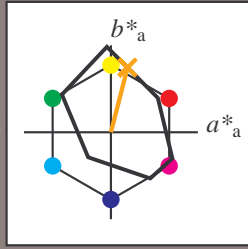
Elementar-Buntontext:

$u^* = r75j$

Kontrastreduzierungsfaktor:

$c_R = 0,9$

Dreiecks-Helligkeit t^*



FRS15_90aM; CIELAB-Daten

	$L^*=L^*$	a^*	b^*	C^*_{ab}	h^*_{ab}
O _M	35.06	54.41	35.65	65.05	33
Y _M	83.77	-4.03	92.72	92.8	92
L _M	44.13	-55.82	39.15	68.19	145
C _M	52.66	-25.66	-33.24	42.01	232
V _M	14.15	45.64	-56.26	72.45	309
M _M	37.37	71.17	-34.08	78.92	334
N _M	15.0	0.43	-3.22	3.26	278
W _M	90.0	0.62	-5.75	5.79	276
R _{CIE}	39.92	58.74	27.99	65.07	25
J _{CIE}	81.26	-2.88	71.56	71.62	92
G _{CIE}	52.23	-42.41	13.6	44.55	162
B _{CIE}	30.57	1.41	-46.46	46.49	272

Daten für Maximalfarbe (Ma):

LAB^*LAB^*Ma : 64 19 74

LAB^*LCH^*Ma : 64 77 76

lab^*rgb^*Ma : 1.0 0.75 0.0

lab^*olv^*Ma : 1.0 0.59 0.0

Dreiecks-Helligkeit t^*

%Umfang

$u^*_{rel} = 88$

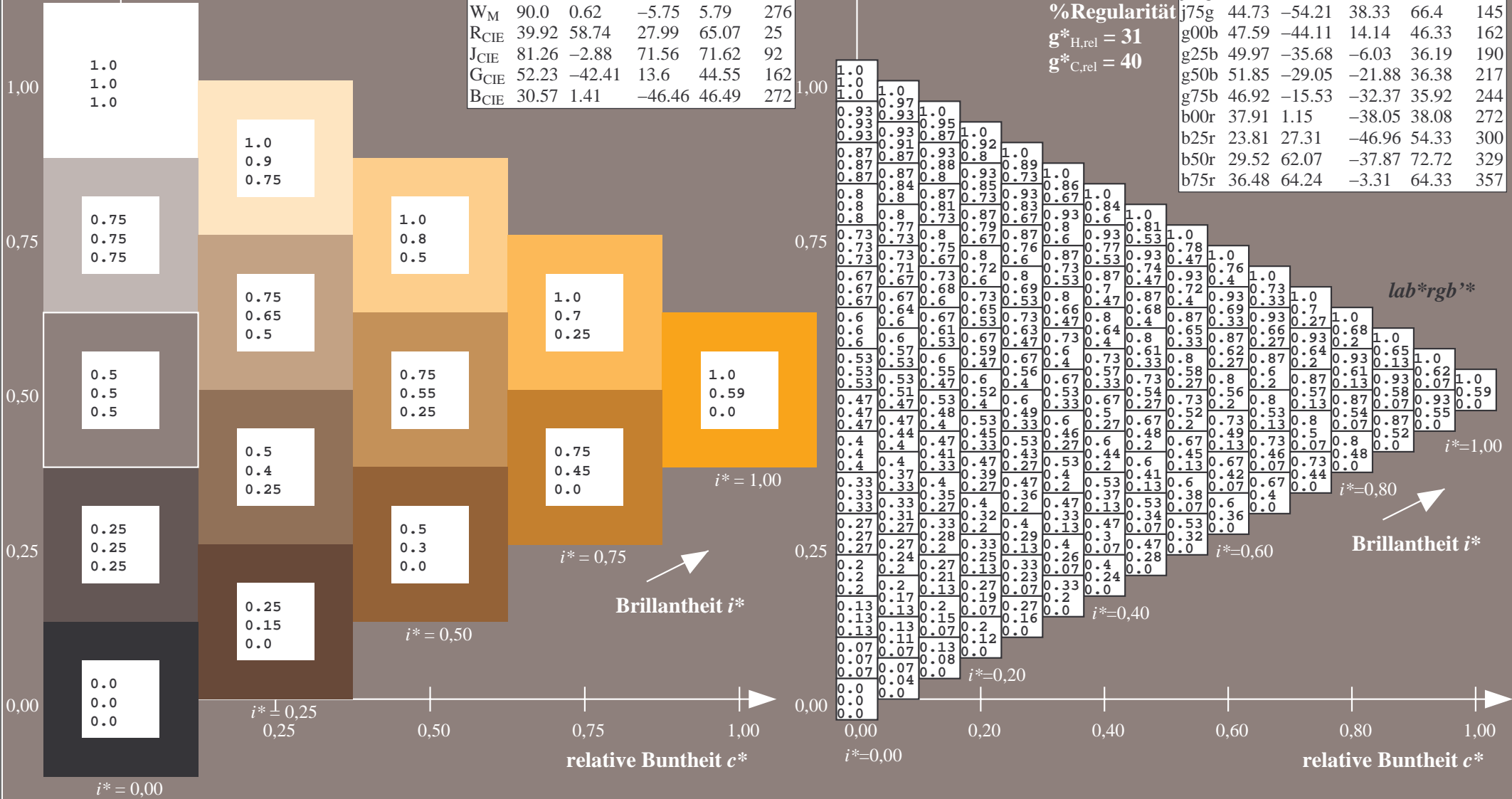
%Regularität

$g^*_{H,rel} = 31$

$g^*_{C,rel} = 40$

FRS15_90aM; adaptierte CIELAB-Daten

	$L^*=L^*_a$	a^*_a	b^*_a	$C^*_{ab,a}$	$h^*_{ab,a}$
r00j	35.47	56.92	27.12	63.05	25
r25j	39.12	49.04	44.45	66.19	42
r50j	50.64	35.19	58.33	68.13	59
r75j	64.01	19.11	74.45	76.87	76
j00g	83.18	-3.93	97.56	97.64	92
j25g	66.73	-26.86	74.66	79.35	110
j50g	54.03	-43.42	57.07	71.71	127
j75g	44.73	-54.21	38.33	66.4	145
g00b	47.59	-44.11	14.14	46.33	162
g25b	49.97	-35.68	-6.03	36.19	190
g50b	51.85	-29.05	-21.88	36.38	217
g75b	46.92	-15.53	-32.37	35.92	244
b00r	37.91	1.15	-38.05	38.08	272
b25r	23.81	27.31	-46.96	54.33	300
b50r	29.52	62.07	-37.87	72.72	329
b75r	36.48	64.24	-3.31	64.33	357



Daten für jede Farbe:

lab^*ch^* und lab^*icu^*

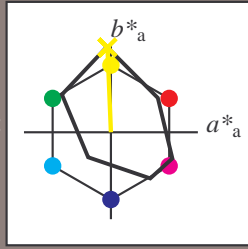
Elementar-Buntontext:

$u^* = j00g$

Kontrastreduzierungsfaktor:

$c_R = 0,9$

Dreiecks-Helligkeit t^*



FRS15_90aM; CIELAB-Daten					
	$L^*=L^*$	a^*	b^*	C^*_{ab}	h^*_{ab}
O _M	35.06	54.41	35.65	65.05	33
Y _M	83.77	-4.03	92.72	92.8	92
L _M	44.13	-55.82	39.15	68.19	145
C _M	52.66	-25.66	-33.24	42.01	232
V _M	14.15	45.64	-56.26	72.45	309
M _M	37.37	71.17	-34.08	78.92	334
N _M	15.0	0.43	-3.22	3.26	278
W _M	90.0	0.62	-5.75	5.79	276
R _{CIE}	39.92	58.74	27.99	65.07	25
J _{CIE}	81.26	-2.88	71.56	71.62	92
G _{CIE}	52.23	-42.41	13.6	44.55	162
B _{CIE}	30.57	1.41	-46.46	46.49	272

Daten für Maximalfarbe (Ma):

$LAB^*LAB^*Ma: 83 -3 98$

$LAB^*LCH^*Ma: 83 98 92$

$lab^*rgb^*Ma: 1.0 1.0 0.0$

$lab^*olv^*Ma: 1.0 0.99 0.0$

Dreiecks-Helligkeit t^*

%Umfang

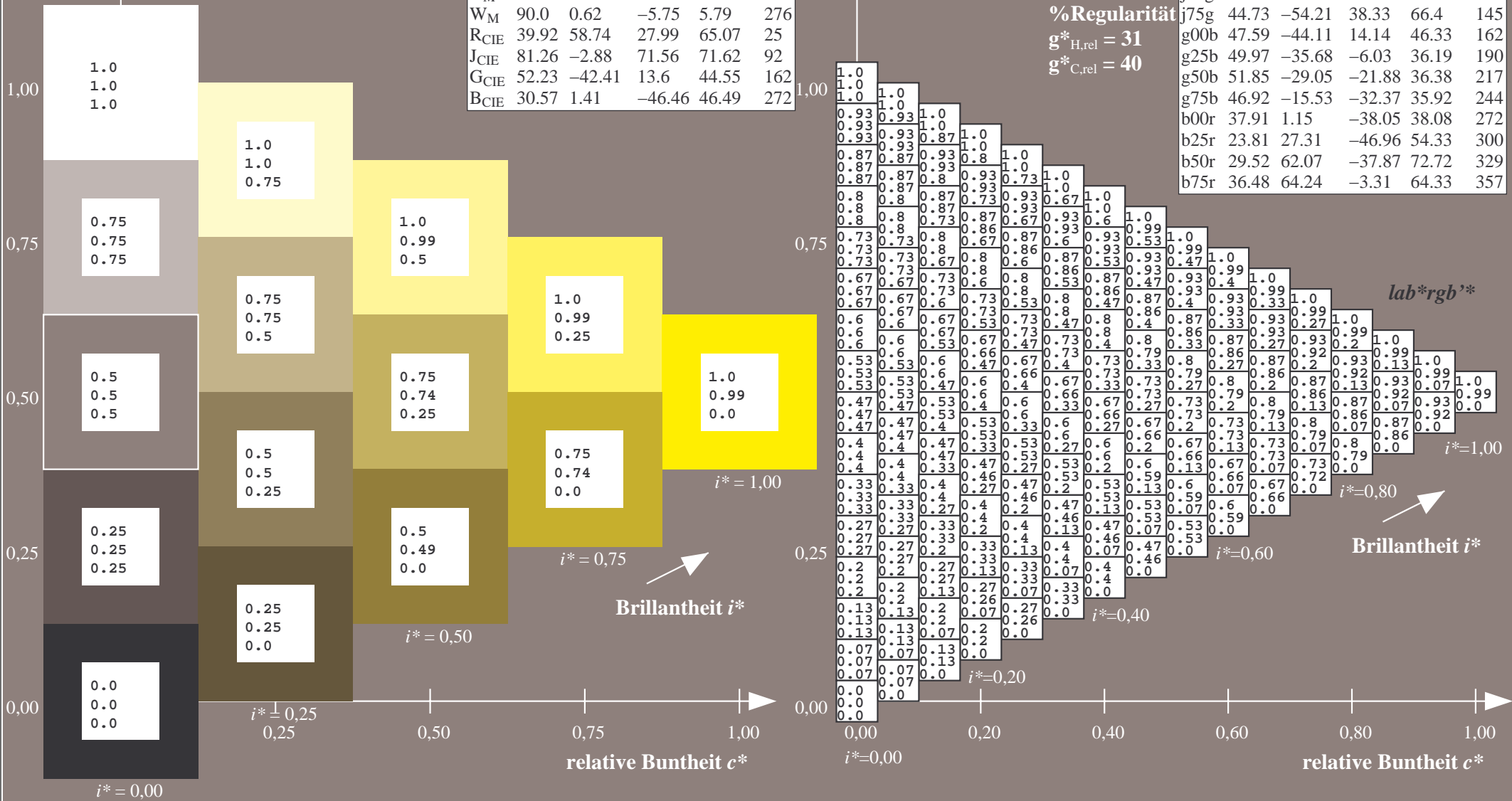
$u^*_{rel} = 88$

%Regularität

$g^*_{H,rel} = 31$

$g^*_{C,rel} = 40$

FRS15_90aM; adaptierte CIELAB-Daten					
	$L^*=L^*_a$	a^*_a	b^*_a	$C^*_{ab,a}$	$h^*_{ab,a}$
r00j	35.47	56.92	27.12	63.05	25
r25j	39.12	49.04	44.45	66.19	42
r50j	50.64	35.19	58.33	68.13	59
r75j	64.01	19.11	74.45	76.87	76
j00g	83.18	-3.93	97.56	97.64	92
j25g	66.73	-26.86	74.66	79.35	110
j50g	54.03	-43.42	57.07	71.71	127
j75g	44.73	-54.21	38.33	66.4	145
g00b	47.59	-44.11	14.14	46.33	162
g25b	49.97	-35.68	-6.03	36.19	190
g50b	51.85	-29.05	-21.88	36.38	217
g75b	46.92	-15.53	-32.37	35.92	244
b00r	37.91	1.15	-38.05	38.08	272
b25r	23.81	27.31	-46.96	54.33	300
b50r	29.52	62.07	-37.87	72.72	329
b75r	36.48	64.24	-3.31	64.33	357



Daten für jede Farbe:

lab^*ch^* und lab^*icu^*

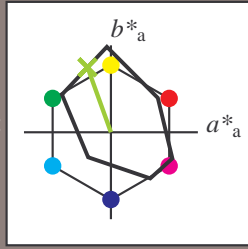
Elementar-Buntontext:

$u^* = j25g$

Kontrastreduzierungsfaktor:

$c_R = 0.9$

Dreiecks-Helligkeit t^*



FRS15_90aM; CIELAB-Daten					
	$L^*=L^*$	a^*	b^*	C^*_{ab}	h^*_{ab}
O _M	35.06	54.41	35.65	65.05	33
Y _M	83.77	-4.03	92.72	92.8	92
L _M	44.13	-55.82	39.15	68.19	145
C _M	52.66	-25.66	-33.24	42.01	232
V _M	14.15	45.64	-56.26	72.45	309
M _M	37.37	71.17	-34.08	78.92	334
N _M	15.0	0.43	-3.22	3.26	278
W _M	90.0	0.62	-5.75	5.79	276
R _{CIE}	39.92	58.74	27.99	65.07	25
J _{CIE}	81.26	-2.88	71.56	71.62	92
G _{CIE}	52.23	-42.41	13.6	44.55	162
B _{CIE}	30.57	1.41	-46.46	46.49	272

Daten für Maximalfarbe (Ma):

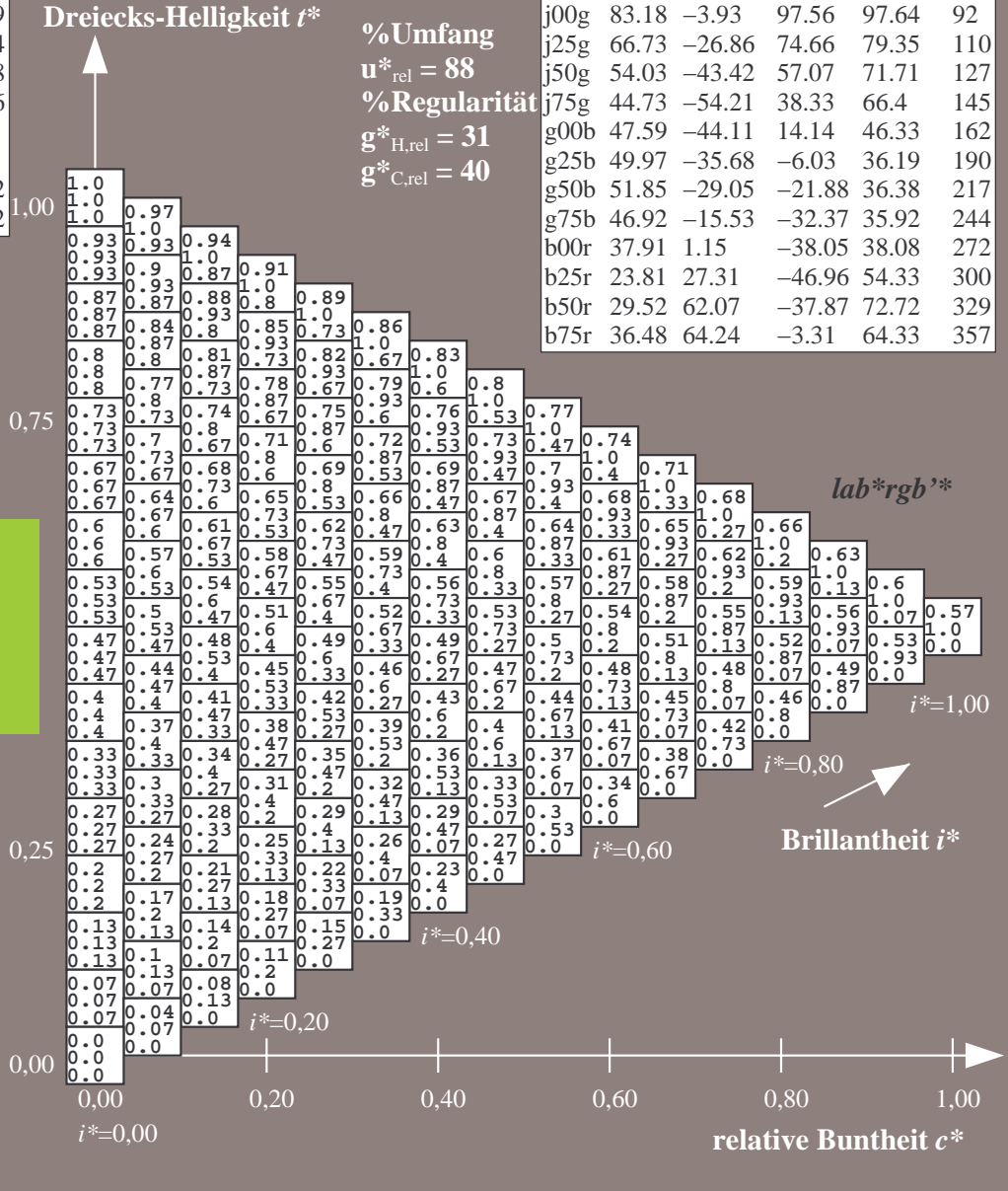
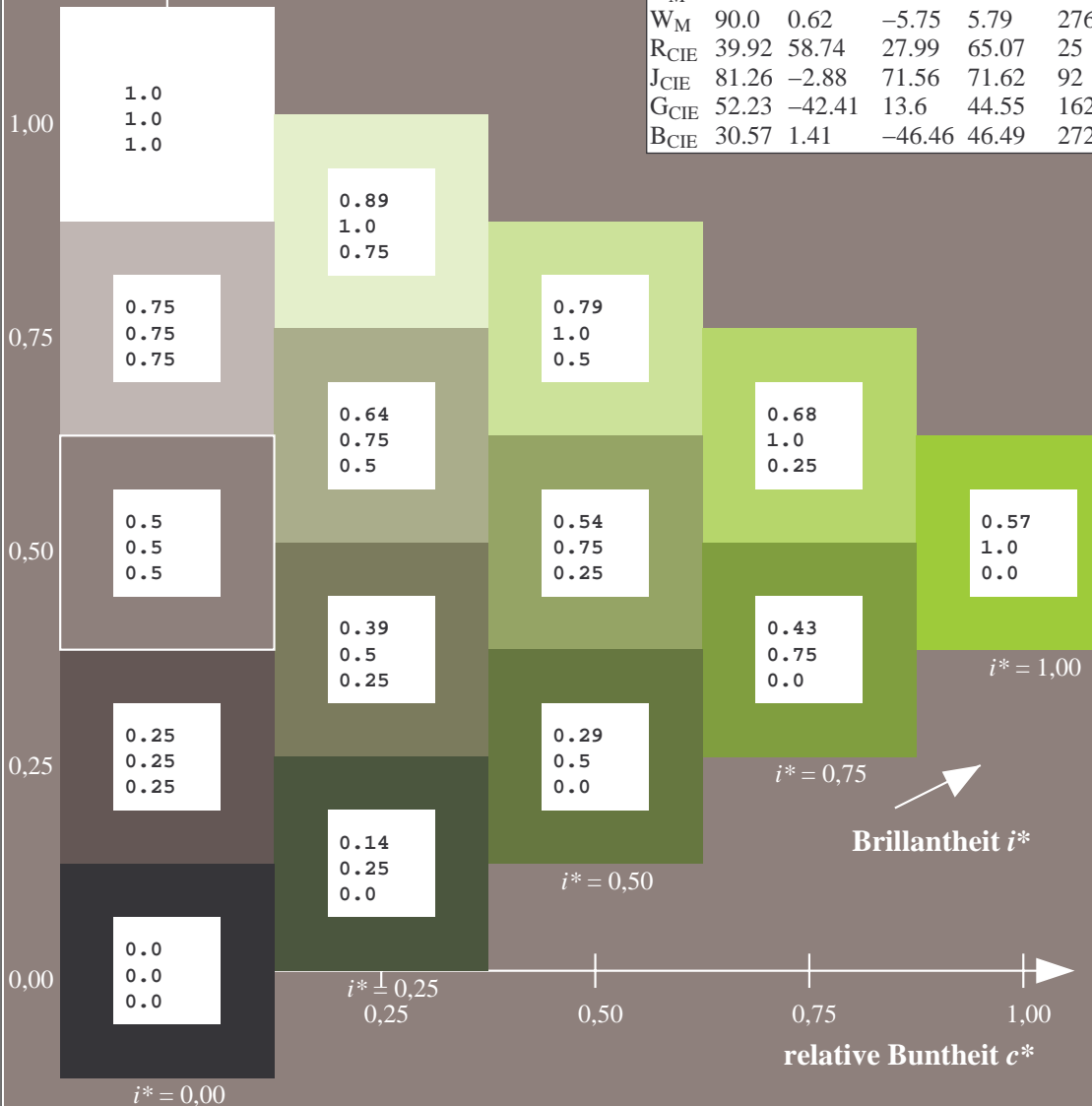
$LAB^*LAB^*Ma: 67 -26 75$

$LAB^*LCH^*Ma: 67 79 110$

$lab^*rgb^*Ma: 0.75 1.0 0.0$

$lab^*olv^*Ma: 0.57 1.0 0.0$

FRS15_90aM; adaptierte CIELAB-Daten					
	$L^*=L^*_a$	a^*_a	b^*_a	$C^*_{ab,a}$	$h^*_{ab,a}$
r00j	35.47	56.92	27.12	63.05	25
r25j	39.12	49.04	44.45	66.19	42
r50j	50.64	35.19	58.33	68.13	59
r75j	64.01	19.11	74.45	76.87	76
j00g	83.18	-3.93	97.56	97.64	92
j25g	66.73	-26.86	74.66	79.35	110
j50g	54.03	-43.42	57.07	71.71	127
j75g	44.73	-54.21	38.33	66.4	145
g00b	47.59	-44.11	14.14	46.33	162
g25b	49.97	-35.68	-6.03	36.19	190
g50b	51.85	-29.05	-21.88	36.38	217
g75b	46.92	-15.53	-32.37	35.92	244
b00r	37.91	1.15	-38.05	38.08	272
b25r	23.81	27.31	-46.96	54.33	300
b50r	29.52	62.07	-37.87	72.72	329
b75r	36.48	64.24	-3.31	64.33	357



%Umfang
 $u^*_{rel} = 88$
 %Regularität
 $g^*_{H,rel} = 31$
 $g^*_{C,rel} = 40$

lab^*rgb^*

$i^*=1,00$

$i^*=0,80$

$i^*=0,60$

$i^*=0,40$

$i^*=0,20$

Ein und Ausgabe: Farbmetrisches Drucker-Reflektiv-System FRS15_90aM für relativen CIELAB-Bunnton $h^* = lab^*h^* = h_{ab}/360 = 127/360 = 0.354$ $u^* = j50g$

Daten für jede Farbe:

lab^*ch^* und lab^*icu^*

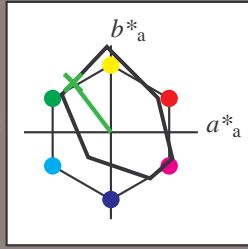
Elementar-Bunntext:

$u^* = j50g$

Kontrastreduzierungsfaktor:

$c_R = 0.9$

Dreiecks-Helligkeit t^*



FRS15_90aM; CIELAB-Daten					
	$L^*=L^*$	a^*	b^*	C^*_{ab}	h^*_{ab}
O _M	35.06	54.41	35.65	65.05	33
Y _M	83.77	-4.03	92.72	92.8	92
L _M	44.13	-55.82	39.15	68.19	145
C _M	52.66	-25.66	-33.24	42.01	232
V _M	14.15	45.64	-56.26	72.45	309
M _M	37.37	71.17	-34.08	78.92	334
N _M	15.0	0.43	-3.22	3.26	278
W _M	90.0	0.62	-5.75	5.79	276
R _{CIE}	39.92	58.74	27.99	65.07	25
J _{CIE}	81.26	-2.88	71.56	71.62	92
G _{CIE}	52.23	-42.41	13.6	44.55	162
B _{CIE}	30.57	1.41	-46.46	46.49	272

Daten für Maximalfarbe (Ma):

$LAB^*LAB^*Ma: 54 -42 57$

$LAB^*LCH^*Ma: 54 72 127$

$lab^*rgb^*Ma: 0.5 1.0 0.0$

$lab^*olv^*Ma: 0.25 1.0 0.0$

Dreiecks-Helligkeit t^*

%Umfang

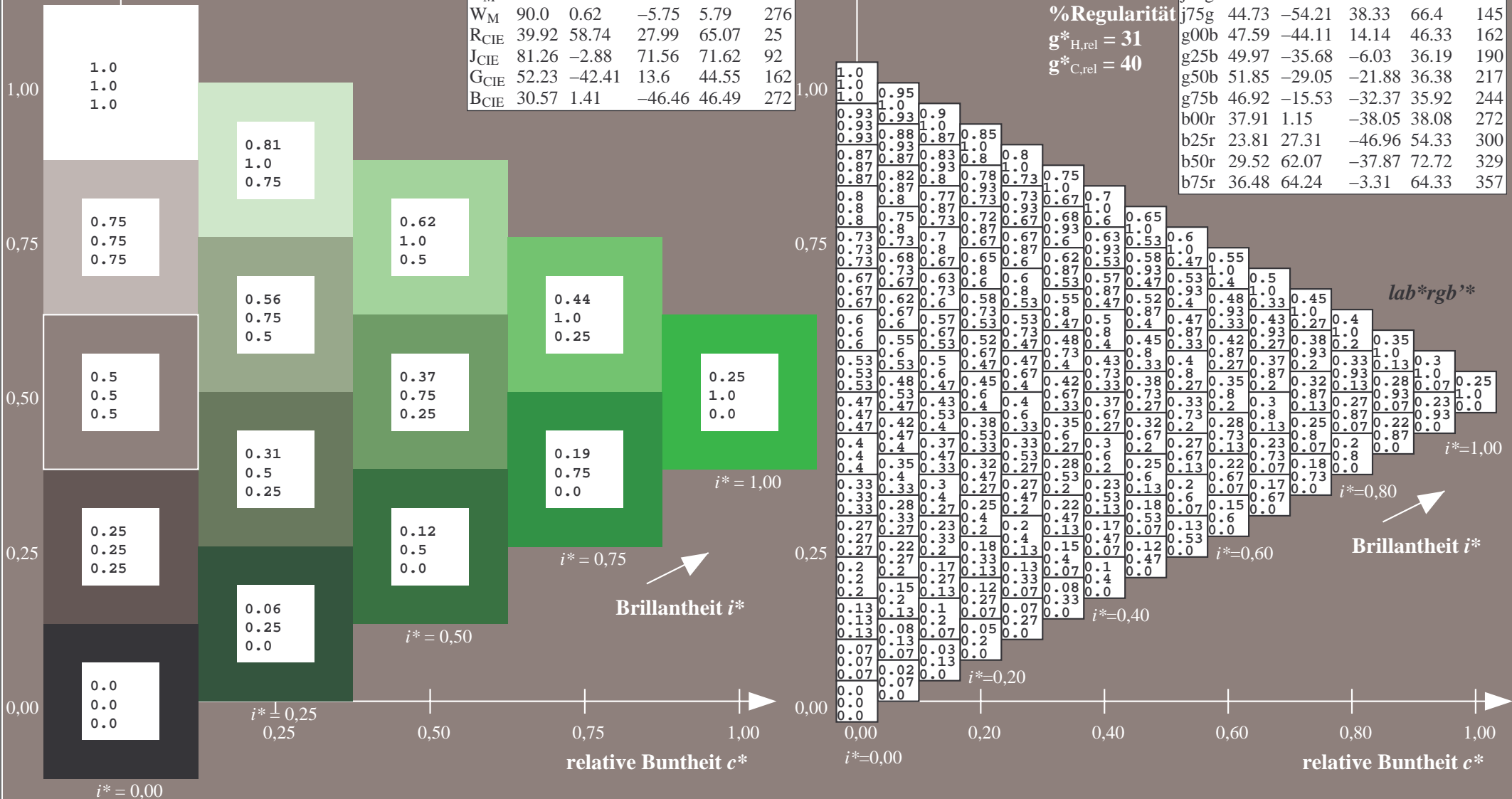
$u^*_{rel} = 88$

%Regularität

$g^*_{H,rel} = 31$

$g^*_{C,rel} = 40$

FRS15_90aM; adaptierte CIELAB-Daten					
	$L^*=L^*_a$	a^*_a	b^*_a	$C^*_{ab,a}$	$h^*_{ab,a}$
r00j	35.47	56.92	27.12	63.05	25
r25j	39.12	49.04	44.45	66.19	42
r50j	50.64	35.19	58.33	68.13	59
r75j	64.01	19.11	74.45	76.87	76
j00g	83.18	-3.93	97.56	97.64	92
j25g	66.73	-26.86	74.66	79.35	110
j50g	54.03	-43.42	57.07	71.71	127
j75g	44.73	-54.21	38.33	66.4	145
g00b	47.59	-44.11	14.14	46.33	162
g25b	49.97	-35.68	-6.03	36.19	190
g50b	51.85	-29.05	-21.88	36.38	217
g75b	46.92	-15.53	-32.37	35.92	244
b00r	37.91	1.15	-38.05	38.08	272
b25r	23.81	27.31	-46.96	54.33	300
b50r	29.52	62.07	-37.87	72.72	329
b75r	36.48	64.24	-3.31	64.33	357



Ein und Ausgabe: Farbmetrisches Drucker-Reflektiv-System FRS15_90aM für relativen CIELAB-Bunnton $h^* = lab^*h^* = h_{ab}/360 = 145/360 = 0.402$ $u^* = j75g$

Daten für jede Farbe:

lab^*ch^* und lab^*icu^*

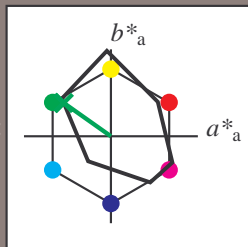
Elementar-Buntontext:

$u^* = j75g$

Kontrastreduzierungsfaktor:

$c_R = 0.9$

Dreiecks-Helligkeit t^*



FRS15_90aM; CIELAB-Daten					
	$L^*=L^*$	a^*	b^*	C^*_{ab}	h^*_{ab}
O _M	35.06	54.41	35.65	65.05	33
Y _M	83.77	-4.03	92.72	92.8	92
L _M	44.13	-55.82	39.15	68.19	145
C _M	52.66	-25.66	-33.24	42.01	232
V _M	14.15	45.64	-56.26	72.45	309
M _M	37.37	71.17	-34.08	78.92	334
N _M	15.0	0.43	-3.22	3.26	278
W _M	90.0	0.62	-5.75	5.79	276
R _{CIE}	39.92	58.74	27.99	65.07	25
J _{CIE}	81.26	-2.88	71.56	71.62	92
G _{CIE}	52.23	-42.41	13.6	44.55	162
B _{CIE}	30.57	1.41	-46.46	46.49	272

Daten für Maximalfarbe (Ma):

$LAB^*LAB^*_{Ma}: 45 -53 38$

$LAB^*LCH^*_{Ma}: 45 66 145$

$lab^*rgb^*_{Ma}: 0.25 1.0 0.0$

$lab^*olv^*_{Ma}: 0.0 1.0 0.07$

Dreiecks-Helligkeit t^*

%Umfang

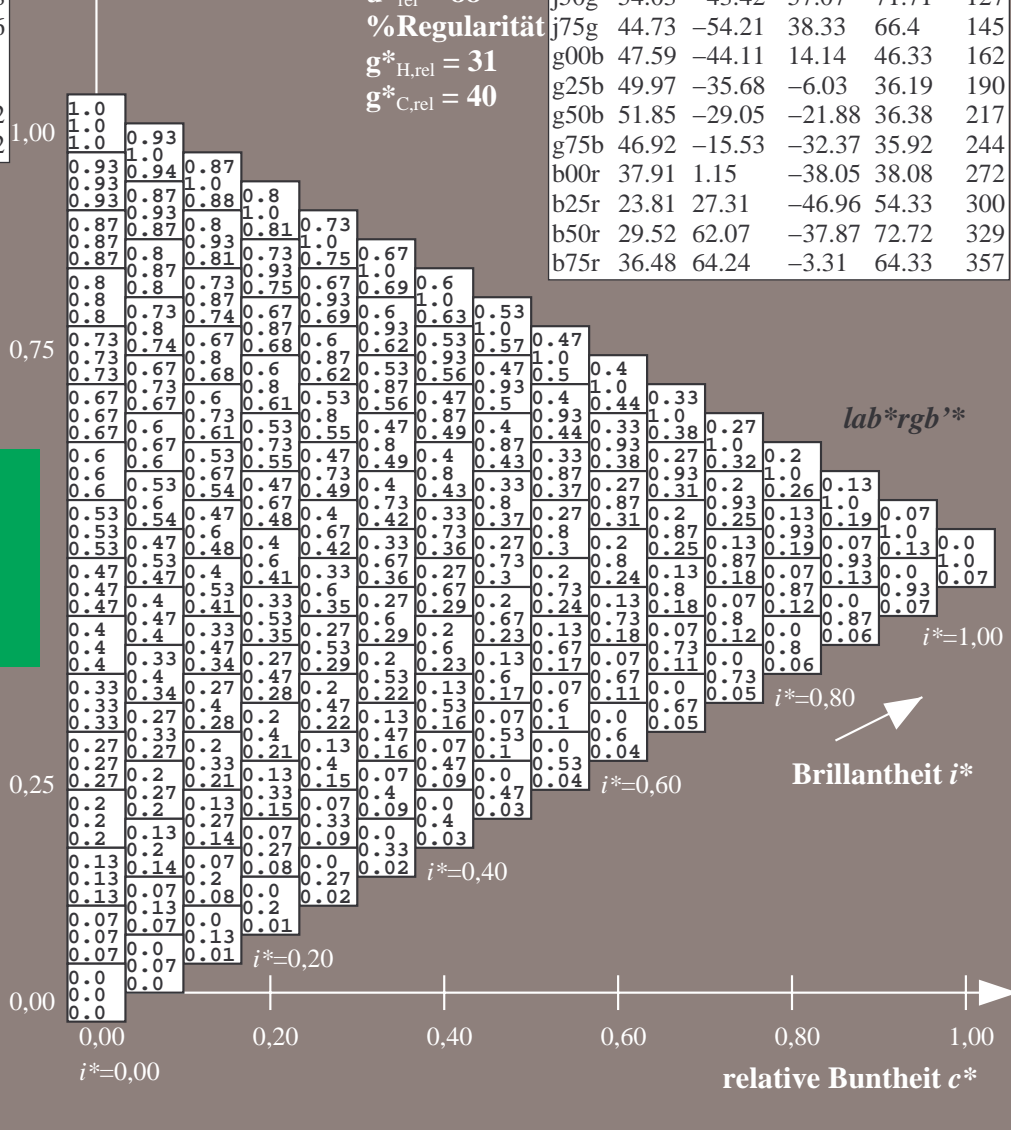
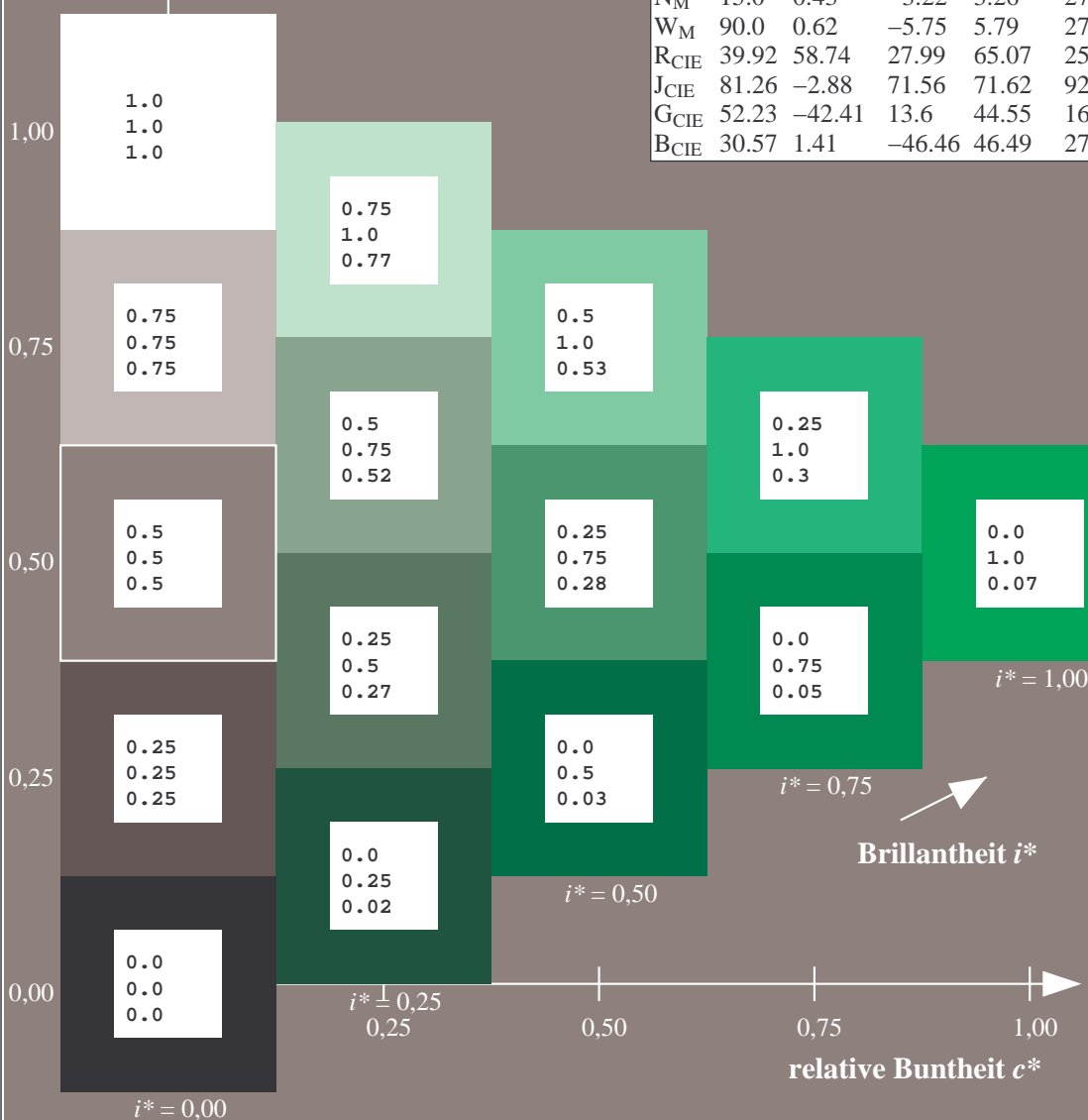
$u^*_{rel} = 88$

%Regularität

$g^*_{H,rel} = 31$

$g^*_{C,rel} = 40$

FRS15_90aM; adaptierte CIELAB-Daten					
	$L^*=L^*_a$	a^*_a	b^*_a	$C^*_{ab,a}$	$h^*_{ab,a}$
r00j	35.47	56.92	27.12	63.05	25
r25j	39.12	49.04	44.45	66.19	42
r50j	50.64	35.19	58.33	68.13	59
r75j	64.01	19.11	74.45	76.87	76
j00g	83.18	-3.93	97.56	97.64	92
j25g	66.73	-26.86	74.66	79.35	110
j50g	54.03	-43.42	57.07	71.71	127
j75g	44.73	-54.21	38.33	66.4	145
g00b	47.59	-44.11	14.14	46.33	162
g25b	49.97	-35.68	-6.03	36.19	190
g50b	51.85	-29.05	-21.88	36.38	217
g75b	46.92	-15.53	-32.37	35.92	244
b00r	37.91	1.15	-38.05	38.08	272
b25r	23.81	27.31	-46.96	54.33	300
b50r	29.52	62.07	-37.87	72.72	329
b75r	36.48	64.24	-3.31	64.33	357



Daten für jede Farbe:

lab^*ch^* und lab^*icu^*

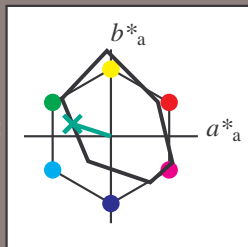
Elementar-Buntoncontext:

$u^* = g00b$

Kontrastreduzierungsfaktor:

$c_R = 0.9$

Dreiecks-Helligkeit t^*



FRS15_90aM; CIELAB-Daten					
	$L^*=L^*$	a^*	b^*	C^*_{ab}	h^*_{ab}
O _M	35.06	54.41	35.65	65.05	33
Y _M	83.77	-4.03	92.72	92.8	92
L _M	44.13	-55.82	39.15	68.19	145
C _M	52.66	-25.66	-33.24	42.01	232
V _M	14.15	45.64	-56.26	72.45	309
M _M	37.37	71.17	-34.08	78.92	334
N _M	15.0	0.43	-3.22	3.26	278
W _M	90.0	0.62	-5.75	5.79	276
R _{CIE}	39.92	58.74	27.99	65.07	25
J _{CIE}	81.26	-2.88	71.56	71.62	92
G _{CIE}	52.23	-42.41	13.6	44.55	162
B _{CIE}	30.57	1.41	-46.46	46.49	272

Daten für Maximalfarbe (Ma):

$LAB^*LAB^*Ma: 48 -43 14$

$LAB^*LCH^*Ma: 48 46 162$

$lab^*rgb^*Ma: 0.0 1.0 0.0$

$lab^*olv^*Ma: 0.0 1.0 0.41$

Dreiecks-Helligkeit t^*

%Umfang

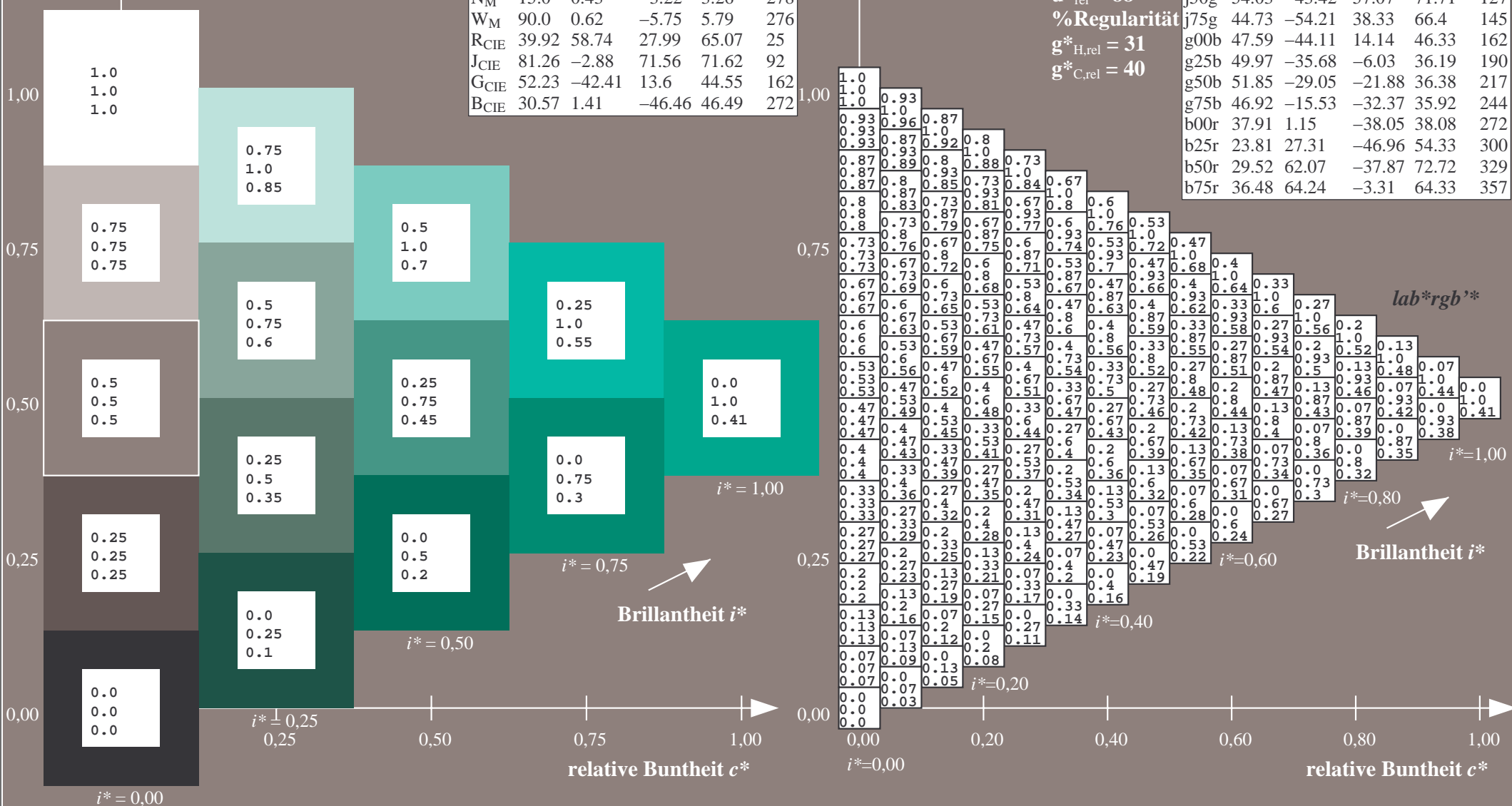
$u^*_{rel} = 88$

%Regularität

$g^*_{H,rel} = 31$

$g^*_{C,rel} = 40$

FRS15_90aM; adaptierte CIELAB-Daten					
	$L^*=L^*_a$	a^*_a	b^*_a	$C^*_{ab,a}$	$h^*_{ab,a}$
r00j	35.47	56.92	27.12	63.05	25
r25j	39.12	49.04	44.45	66.19	42
r50j	50.64	35.19	58.33	68.13	59
r75j	64.01	19.11	74.45	76.87	76
j00g	83.18	-3.93	97.56	97.64	92
j25g	66.73	-26.86	74.66	79.35	110
j50g	54.03	-43.42	57.07	71.71	127
j75g	44.73	-54.21	38.33	66.4	145
g00b	47.59	-44.11	14.14	46.33	162
g25b	49.97	-35.68	-6.03	36.19	190
g50b	51.85	-29.05	-21.88	36.38	217
g75b	46.92	-15.53	-32.37	35.92	244
b00r	37.91	1.15	-38.05	38.08	272
b25r	23.81	27.31	-46.96	54.33	300
b50r	29.52	62.07	-37.87	72.72	329
b75r	36.48	64.24	-3.31	64.33	357



Daten für jede Farbe:

lab^*ch^* und lab^*icu^*

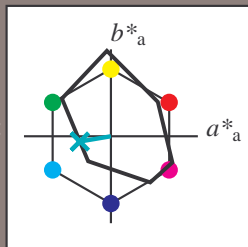
Elementar-Buntontext:

$u^* = g25b$

Kontrastreduzierungsfaktor:

$c_R = 0.9$

Dreiecks-Helligkeit t^*



FRS15_90aM; CIELAB-Daten					
	$L^*=L^*$	a^*	b^*	C^*_{ab}	h^*_{ab}
O _M	35.06	54.41	35.65	65.05	33
Y _M	83.77	-4.03	92.72	92.8	92
L _M	44.13	-55.82	39.15	68.19	145
C _M	52.66	-25.66	-33.24	42.01	232
V _M	14.15	45.64	-56.26	72.45	309
M _M	37.37	71.17	-34.08	78.92	334
N _M	15.0	0.43	-3.22	3.26	278
W _M	90.0	0.62	-5.75	5.79	276
R _{CIE}	39.92	58.74	27.99	65.07	25
J _{CIE}	81.26	-2.88	71.56	71.62	92
G _{CIE}	52.23	-42.41	13.6	44.55	162
B _{CIE}	30.57	1.41	-46.46	46.49	272

Daten für Maximalfarbe (Ma):

$LAB^*LAB^*_{Ma}: 50 -35 -5$

$LAB^*LCH^*_{Ma}: 50 36 190$

$lab^*rgb^*_{Ma}: 0.0 1.0 0.5$

$lab^*olv^*_{Ma}: 0.0 1.0 0.69$

Dreiecks-Helligkeit t^*

%Umfang

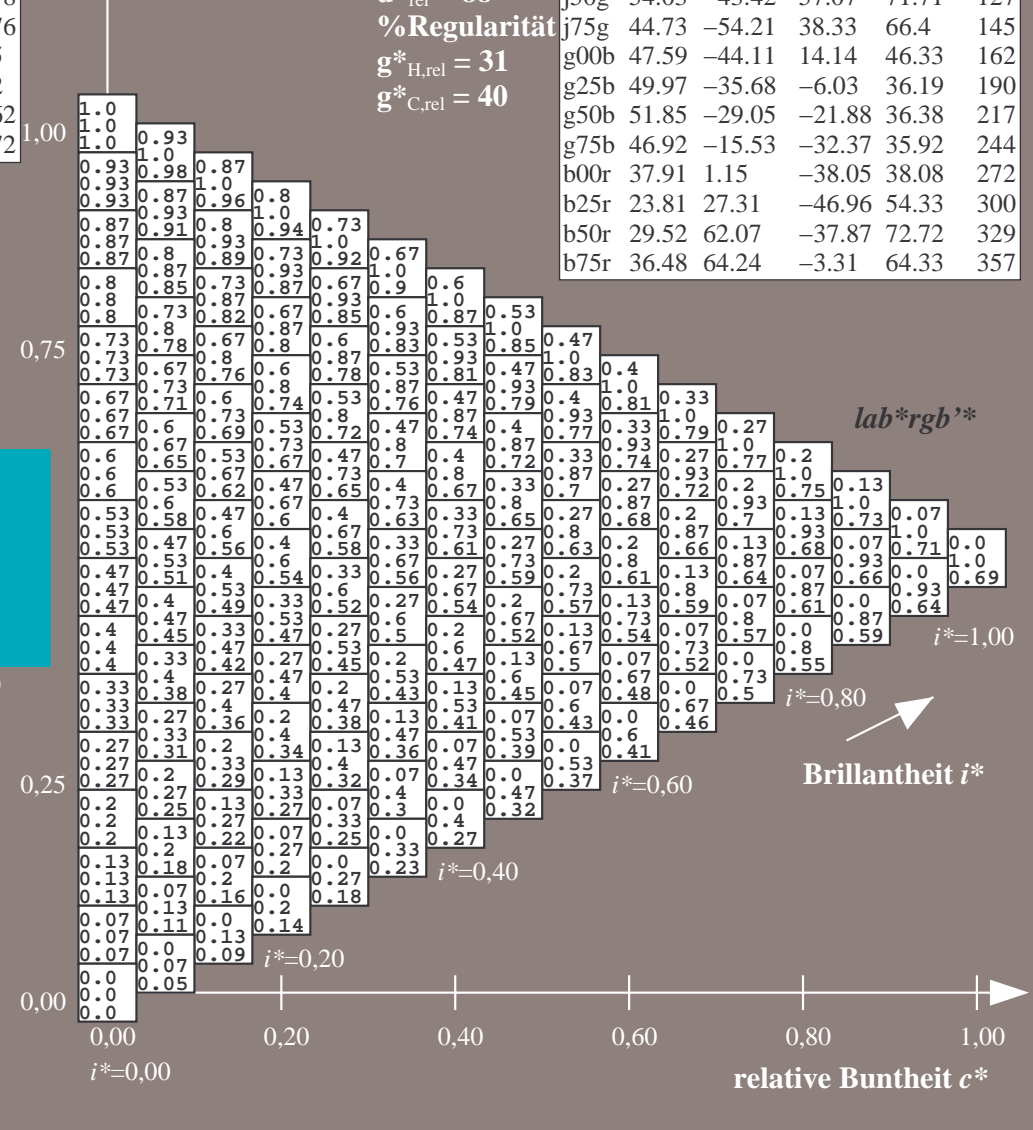
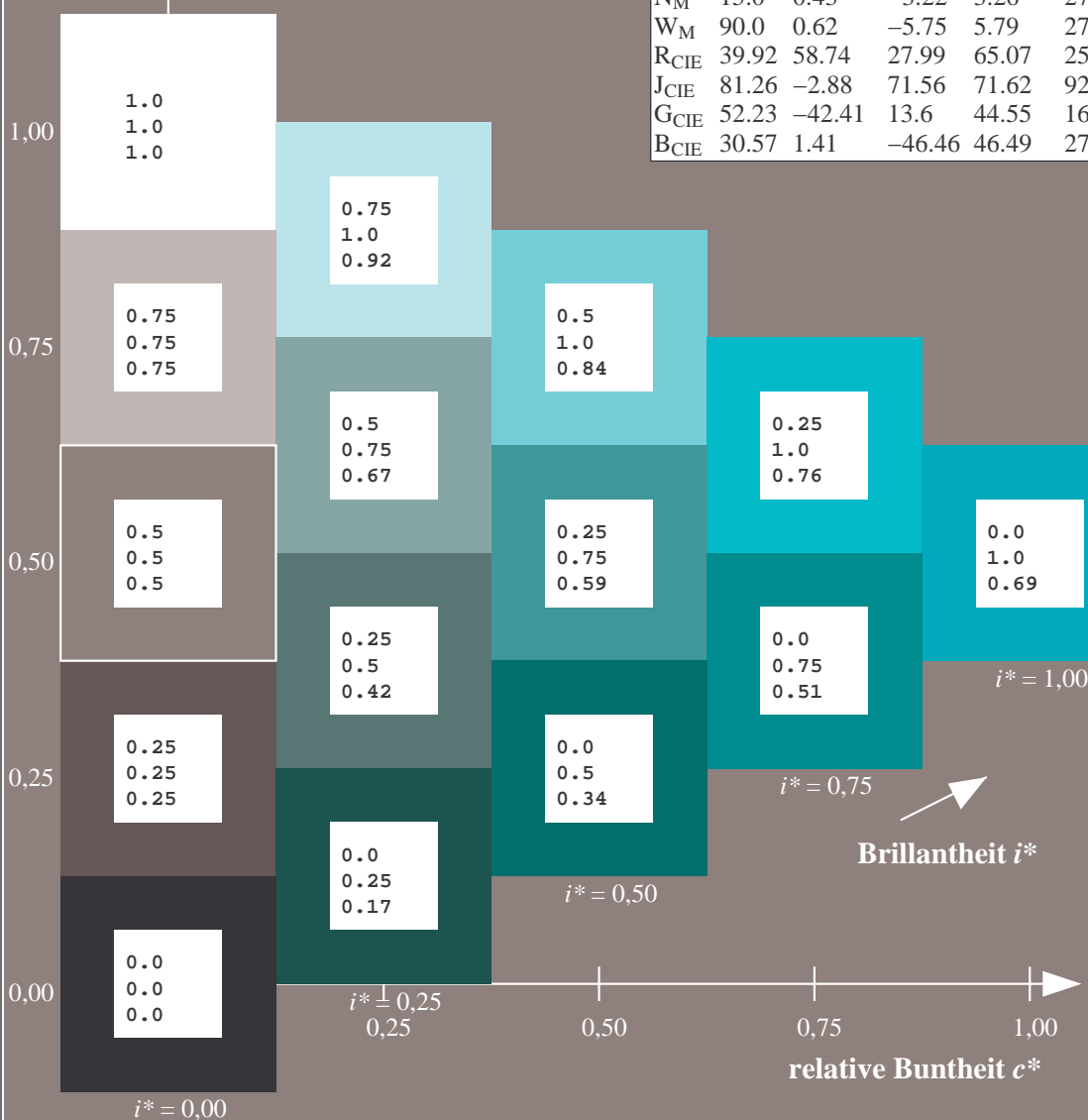
$u^*_{rel} = 88$

%Regularität

$g^*_{H,rel} = 31$

$g^*_{C,rel} = 40$

FRS15_90aM; adaptierte CIELAB-Daten					
	$L^*=L^*_a$	a^*_a	b^*_a	$C^*_{ab,a}$	$h^*_{ab,a}$
r00j	35.47	56.92	27.12	63.05	25
r25j	39.12	49.04	44.45	66.19	42
r50j	50.64	35.19	58.33	68.13	59
r75j	64.01	19.11	74.45	76.87	76
j00g	83.18	-3.93	97.56	97.64	92
j25g	66.73	-26.86	74.66	79.35	110
j50g	54.03	-43.42	57.07	71.71	127
j75g	44.73	-54.21	38.33	66.4	145
g00b	47.59	-44.11	14.14	46.33	162
g25b	49.97	-35.68	-6.03	36.19	190
g50b	51.85	-29.05	-21.88	36.38	217
g75b	46.92	-15.53	-32.37	35.92	244
b00r	37.91	1.15	-38.05	38.08	272
b25r	23.81	27.31	-46.96	54.33	300
b50r	29.52	62.07	-37.87	72.72	329
b75r	36.48	64.24	-3.31	64.33	357



Daten für jede Farbe:

lab^*ch^* und lab^*icu^*

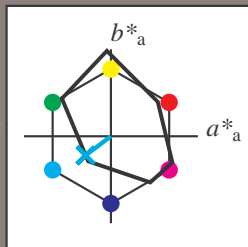
Elementar-Buntontext:

$u^* = g50b$

Kontrastreduzierungsfaktor:

$c_R = 0.9$

Dreiecks-Helligkeit t^*



FRS15_90aM; CIELAB-Daten					
	$L^*=L^*$	a^*	b^*	C^*_{ab}	h^*_{ab}
O _M	35.06	54.41	35.65	65.05	33
Y _M	83.77	-4.03	92.72	92.8	92
L _M	44.13	-55.82	39.15	68.19	145
C _M	52.66	-25.66	-33.24	42.01	232
V _M	14.15	45.64	-56.26	72.45	309
M _M	37.37	71.17	-34.08	78.92	334
N _M	15.0	0.43	-3.22	3.26	278
W _M	90.0	0.62	-5.75	5.79	276
R _{CIE}	39.92	58.74	27.99	65.07	25
J _{CIE}	81.26	-2.88	71.56	71.62	92
G _{CIE}	52.23	-42.41	13.6	44.55	162
B _{CIE}	30.57	1.41	-46.46	46.49	272

Daten für Maximalfarbe (Ma):

$LAB^*LAB^*_{Ma}: 52 -28 -21$

$LAB^*LCH^*_{Ma}: 52 36 217$

$lab^*rgb^*_{Ma}: 0.0 1.0 1.0$

$lab^*olv^*_{Ma}: 0.0 1.0 0.9$

FRS15_90aM; adaptierte CIELAB-Daten

	$L^*=L^*_a$	a^*_a	b^*_a	$C^*_{ab,a}$	$h^*_{ab,a}$
r00j	35.47	56.92	27.12	63.05	25
r25j	39.12	49.04	44.45	66.19	42
r50j	50.64	35.19	58.33	68.13	59
r75j	64.01	19.11	74.45	76.87	76
j00g	83.18	-3.93	97.56	97.64	92
j25g	66.73	-26.86	74.66	79.35	110
j50g	54.03	-43.42	57.07	71.71	127
j75g	44.73	-54.21	38.33	66.4	145
g00b	47.59	-44.11	14.14	46.33	162
g25b	49.97	-35.68	-6.03	36.19	190
g50b	51.85	-29.05	-21.88	36.38	217
g75b	46.92	-15.53	-32.37	35.92	244
b00r	37.91	1.15	-38.05	38.08	272
b25r	23.81	27.31	-46.96	54.33	300
b50r	29.52	62.07	-37.87	72.72	329
b75r	36.48	64.24	-3.31	64.33	357

Dreiecks-Helligkeit t^*

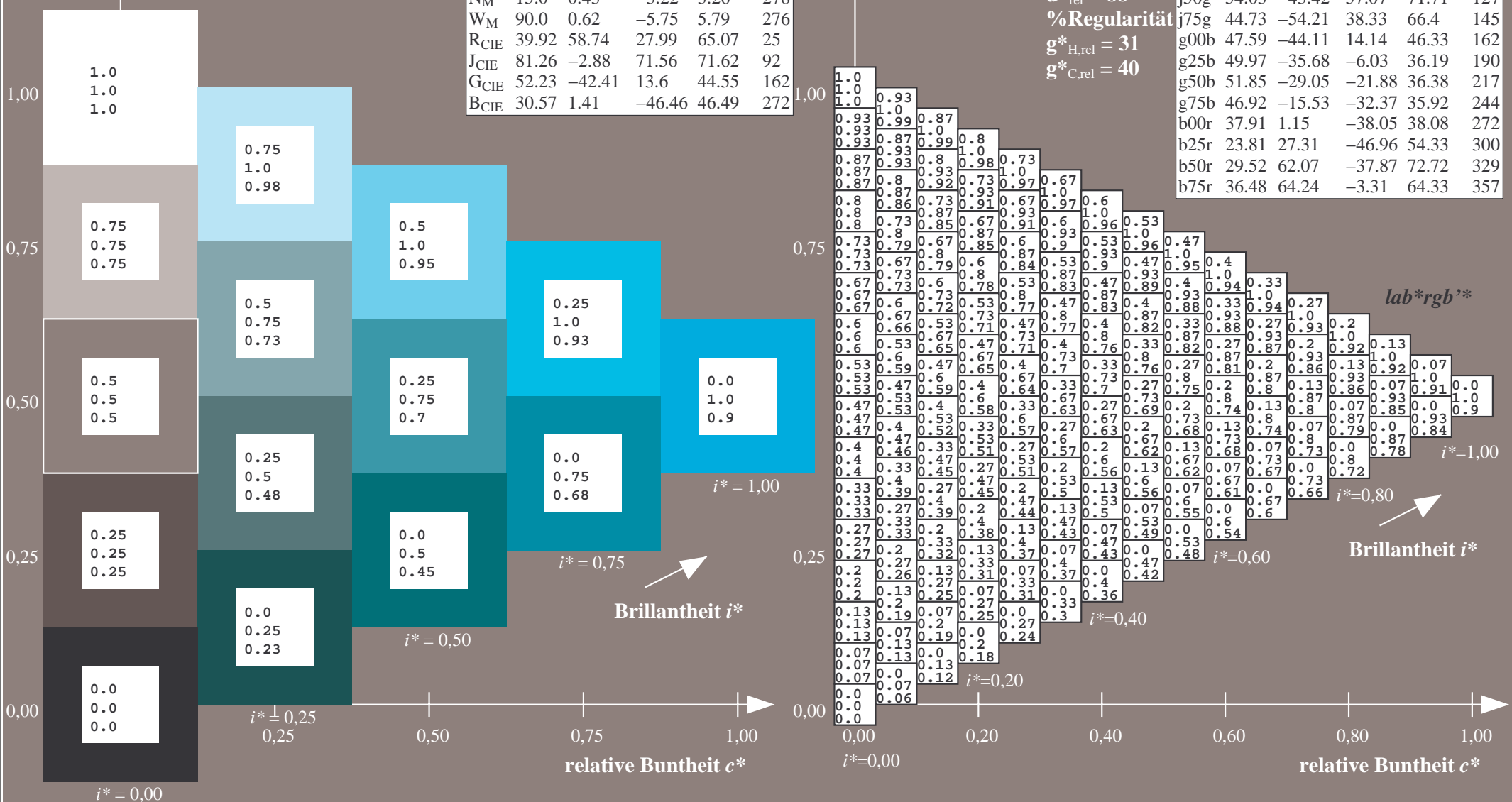
%Umfang

$u^*_{rel} = 88$

%Regularität

$g^*_{H,rel} = 31$

$g^*_{C,rel} = 40$



Daten für jede Farbe:

lab^*ch^* und lab^*icu^*

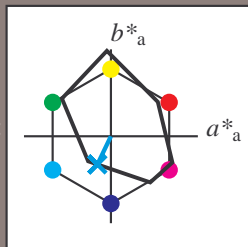
Elementar-Bunntext:

$u^* = g75b$

Kontrastreduzierungsfaktor:

$c_R = 0.9$

Dreiecks-Helligkeit t^*



FRS15_90aM; CIELAB-Daten					
	$L^*=L^*$	a^*	b^*	C^*_{ab}	h^*_{ab}
O _M	35.06	54.41	35.65	65.05	33
Y _M	83.77	-4.03	92.72	92.8	92
L _M	44.13	-55.82	39.15	68.19	145
C _M	52.66	-25.66	-33.24	42.01	232
V _M	14.15	45.64	-56.26	72.45	309
M _M	37.37	71.17	-34.08	78.92	334
N _M	15.0	0.43	-3.22	3.26	278
W _M	90.0	0.62	-5.75	5.79	276
R _{CIE}	39.92	58.74	27.99	65.07	25
J _{CIE}	81.26	-2.88	71.56	71.62	92
G _{CIE}	52.23	-42.41	13.6	44.55	162
B _{CIE}	30.57	1.41	-46.46	46.49	272

Daten für Maximalfarbe (Ma):

$LAB^*LAB^*_{Ma}$: 47 -15 -31

$LAB^*LCH^*_{Ma}$: 47 36 244

$lab^*rgb^*_{Ma}$: 0.0 0.5 1.0

$lab^*olv^*_{Ma}$: 0.0 0.85 1.0

Dreiecks-Helligkeit t^*

%Umfang

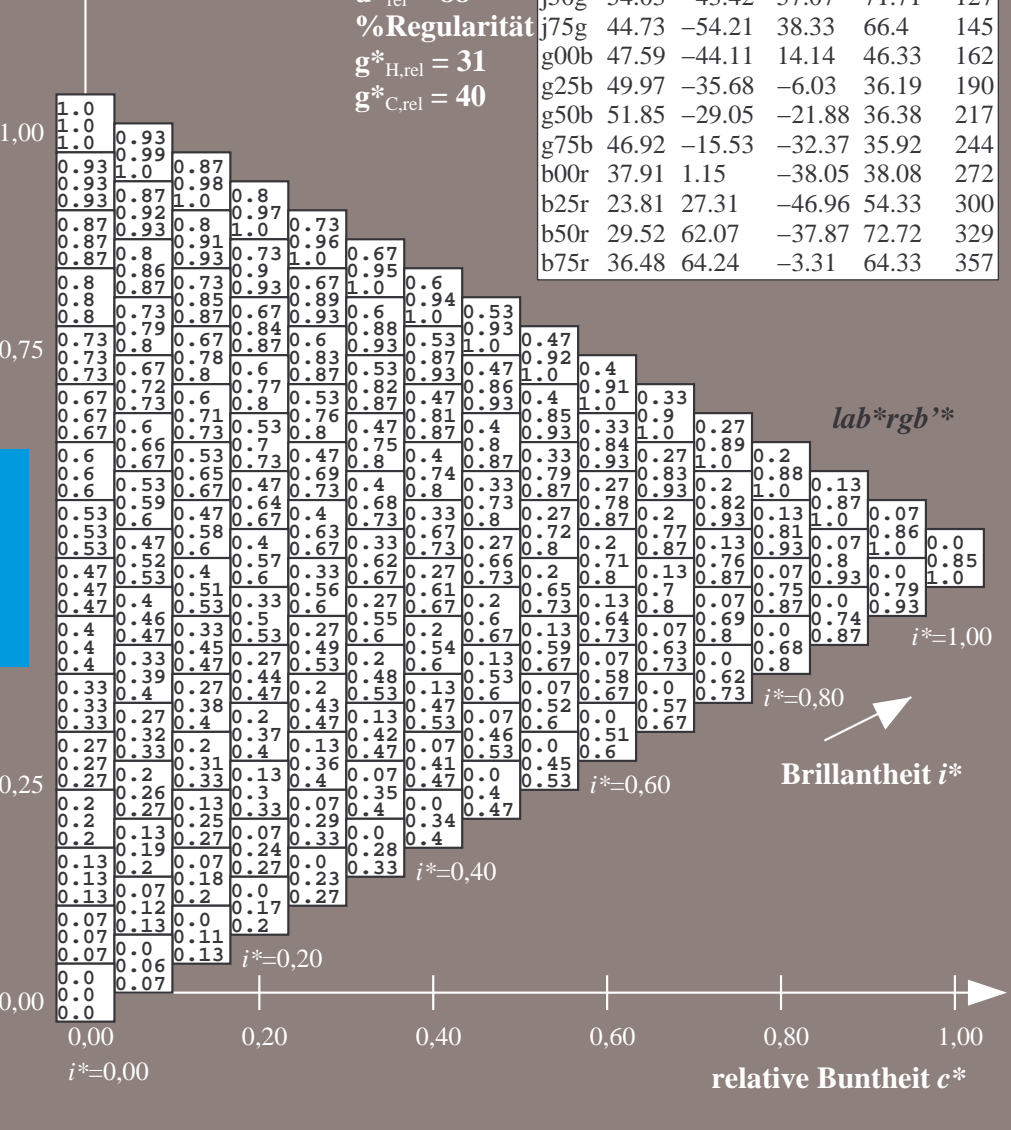
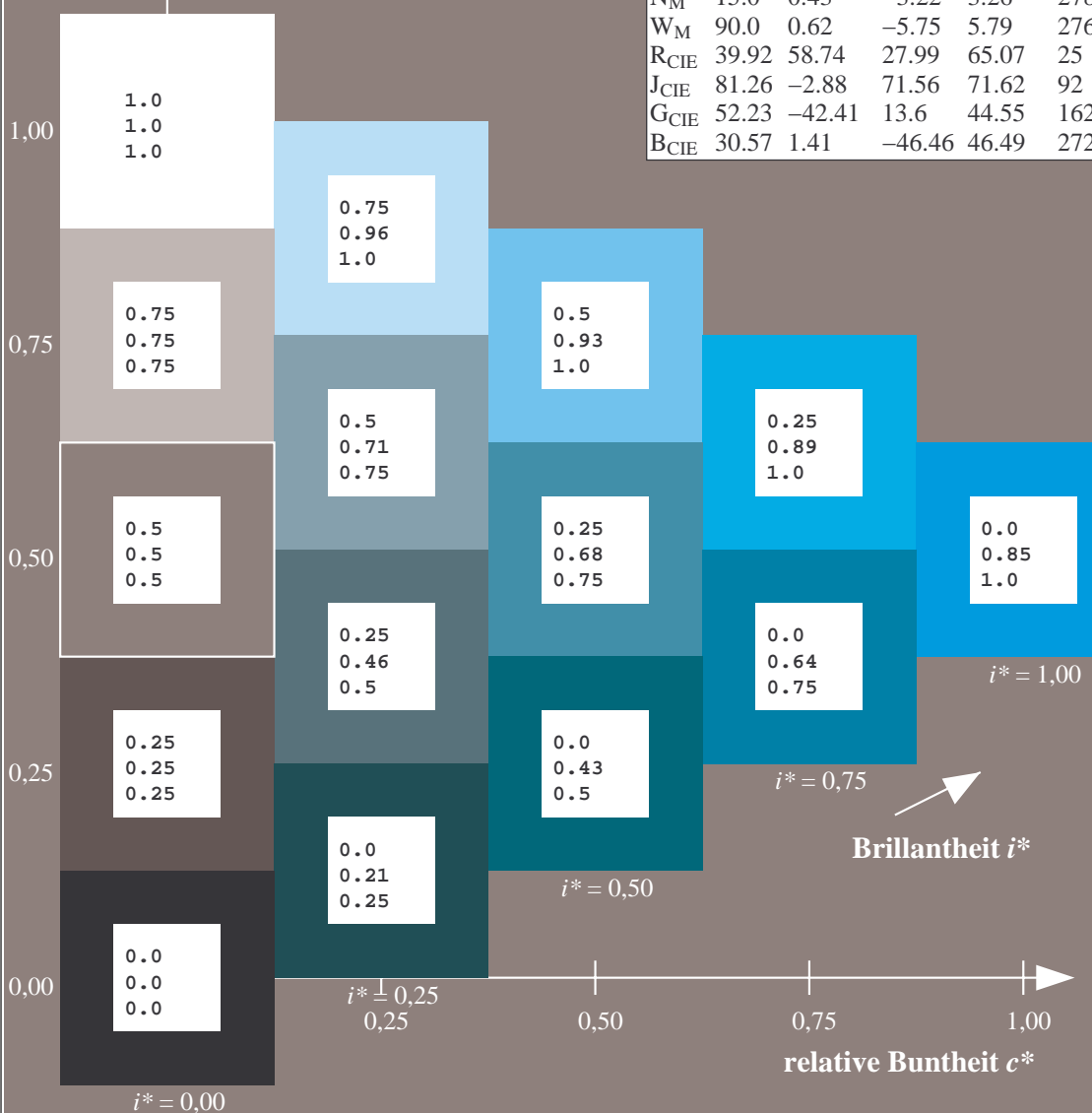
$u^*_{rel} = 88$

%Regularität

$g^*_{H,rel} = 31$

$g^*_{C,rel} = 40$

FRS15_90aM; adaptierte CIELAB-Daten					
	$L^*=L^*_a$	a^*_a	b^*_a	$C^*_{ab,a}$	$h^*_{ab,a}$
r00j	35.47	56.92	27.12	63.05	25
r25j	39.12	49.04	44.45	66.19	42
r50j	50.64	35.19	58.33	68.13	59
r75j	64.01	19.11	74.45	76.87	76
j00g	83.18	-3.93	97.56	97.64	92
j25g	66.73	-26.86	74.66	79.35	110
j50g	54.03	-43.42	57.07	71.71	127
j75g	44.73	-54.21	38.33	66.4	145
g00b	47.59	-44.11	14.14	46.33	162
g25b	49.97	-35.68	-6.03	36.19	190
g50b	51.85	-29.05	-21.88	36.38	217
g75b	46.92	-15.53	-32.37	35.92	244
b00r	37.91	1.15	-38.05	38.08	272
b25r	23.81	27.31	-46.96	54.33	300
b50r	29.52	62.07	-37.87	72.72	329
b75r	36.48	64.24	-3.31	64.33	357



Ein und Ausgabe: Farbmetrisches Drucker-Reflektiv-System FRS15_90aM für relativen CIELAB-Bunton $h^* = lab^*h^* = h_{ab}/360 = 272/360 = 0.755$ $u^* = b00r$

Daten für jede Farbe:

lab^*ch^* und lab^*icu^*

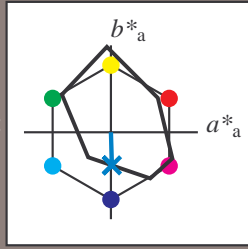
Elementar-Buntontext:

$u^* = b00r$

Kontrastreduzierungsfaktor:

$c_R = 0.9$

Dreiecks-Helligkeit t^*



FRS15_90aM; CIELAB-Daten					
	$L^*=L^*$	a^*	b^*	C^*_{ab}	h^*_{ab}
O _M	35.06	54.41	35.65	65.05	33
Y _M	83.77	-4.03	92.72	92.8	92
L _M	44.13	-55.82	39.15	68.19	145
C _M	52.66	-25.66	-33.24	42.01	232
V _M	14.15	45.64	-56.26	72.45	309
M _M	37.37	71.17	-34.08	78.92	334
N _M	15.0	0.43	-3.22	3.26	278
W _M	90.0	0.62	-5.75	5.79	276
R _{CIE}	39.92	58.74	27.99	65.07	25
J _{CIE}	81.26	-2.88	71.56	71.62	92
G _{CIE}	52.23	-42.41	13.6	44.55	162
B _{CIE}	30.57	1.41	-46.46	46.49	272

Daten für Maximalfarbe (Ma):

$LAB^*LAB^*_{Ma}$: 38 1 -37

$LAB^*LCH^*_{Ma}$: 38 38 272

$lab^*rgb^*_{Ma}$: 0.0 0.0 1.0

$lab^*olv^*_{Ma}$: 0.0 0.62 1.0

Dreiecks-Helligkeit t^*

%Umfang

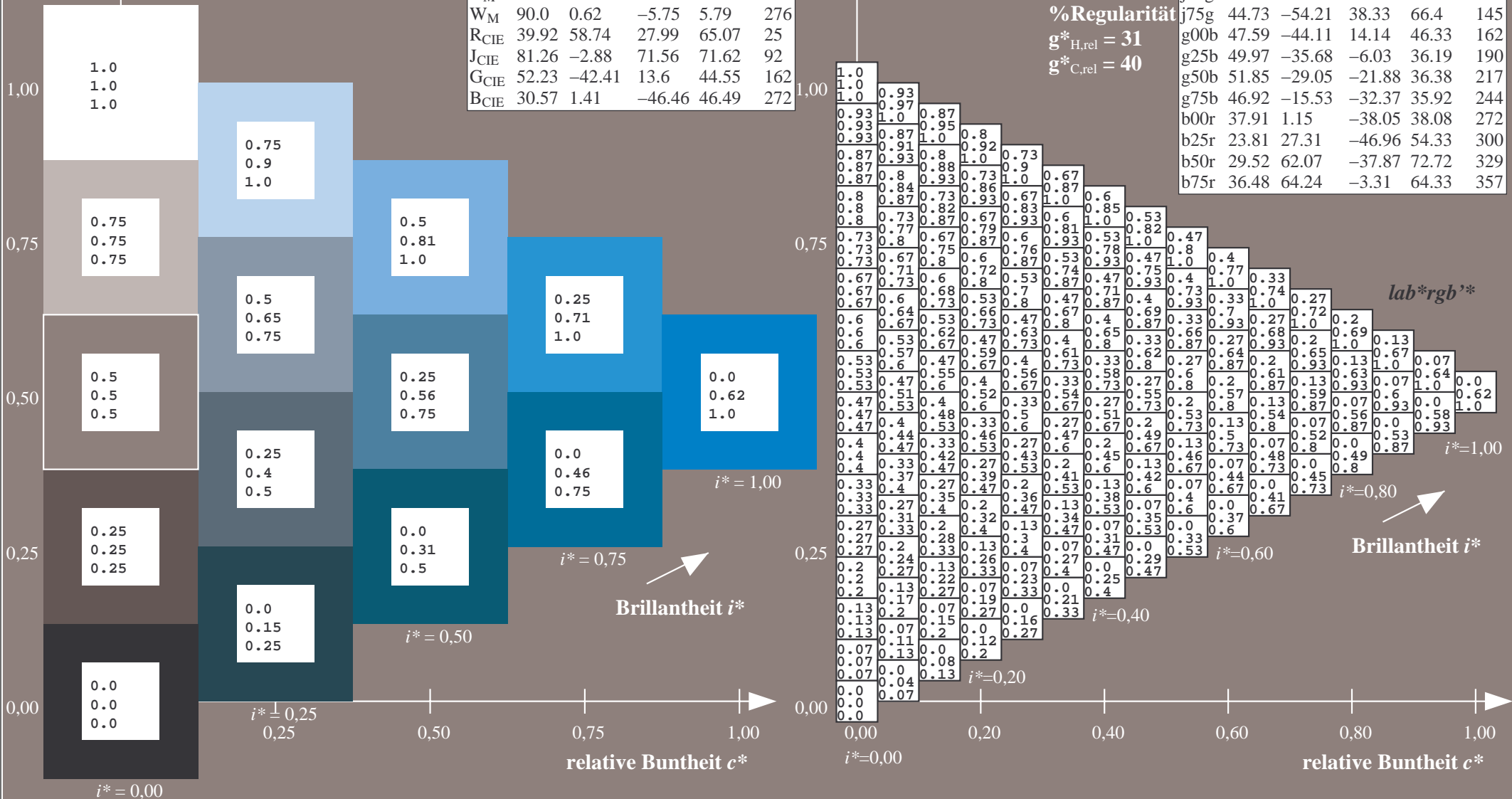
$u^*_{rel} = 88$

%Regularität

$g^*_{H,rel} = 31$

$g^*_{C,rel} = 40$

FRS15_90aM; adaptierte CIELAB-Daten					
	$L^*=L^*_a$	a^*_a	b^*_a	$C^*_{ab,a}$	$h^*_{ab,a}$
r00j	35.47	56.92	27.12	63.05	25
r25j	39.12	49.04	44.45	66.19	42
r50j	50.64	35.19	58.33	68.13	59
r75j	64.01	19.11	74.45	76.87	76
j00g	83.18	-3.93	97.56	97.64	92
j25g	66.73	-26.86	74.66	79.35	110
j50g	54.03	-43.42	57.07	71.71	127
j75g	44.73	-54.21	38.33	66.4	145
g00b	47.59	-44.11	14.14	46.33	162
g25b	49.97	-35.68	-6.03	36.19	190
g50b	51.85	-29.05	-21.88	36.38	217
g75b	46.92	-15.53	-32.37	35.92	244
b00r	37.91	1.15	-38.05	38.08	272
b25r	23.81	27.31	-46.96	54.33	300
b50r	29.52	62.07	-37.87	72.72	329
b75r	36.48	64.24	-3.31	64.33	357



Ein und Ausgabe: Farbmetrisches Drucker-Reflektiv-System FRS15_90aM für relativen CIELAB-Bunton $h^* = lab^*h^* = h_{ab}/360 = 300/360 = 0.834$ $u^* = b25r$

Daten für jede Farbe:

lab^*ch^* und lab^*icu^*

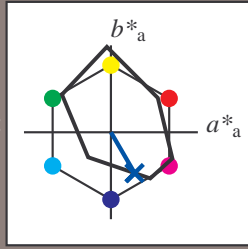
Elementar-Buntontext:

$u^* = b25r$

Kontrastreduzierungsfaktor:

$c_R = 0.9$

Dreiecks-Helligkeit t^*



FRS15_90aM; CIELAB-Daten					
	$L^*=L^*$	a^*	b^*	C^*_{ab}	h^*_{ab}
O _M	35.06	54.41	35.65	65.05	33
Y _M	83.77	-4.03	92.72	92.8	92
L _M	44.13	-55.82	39.15	68.19	145
C _M	52.66	-25.66	-33.24	42.01	232
V _M	14.15	45.64	-56.26	72.45	309
M _M	37.37	71.17	-34.08	78.92	334
N _M	15.0	0.43	-3.22	3.26	278
W _M	90.0	0.62	-5.75	5.79	276
R _{CIE}	39.92	58.74	27.99	65.07	25
J _{CIE}	81.26	-2.88	71.56	71.62	92
G _{CIE}	52.23	-42.41	13.6	44.55	162
B _{CIE}	30.57	1.41	-46.46	46.49	272

Daten für Maximalfarbe (Ma):

$LAB^*LAB^*Ma: 24\ 27\ -46$

$LAB^*LCH^*Ma: 24\ 54\ 300$

$lab^*rgb^*Ma: 0.5\ 0.0\ 1.0$

$lab^*olv^*Ma: 0.0\ 0.25\ 1.0$

Dreiecks-Helligkeit t^*

%Umfang

$u^*_{rel} = 88$

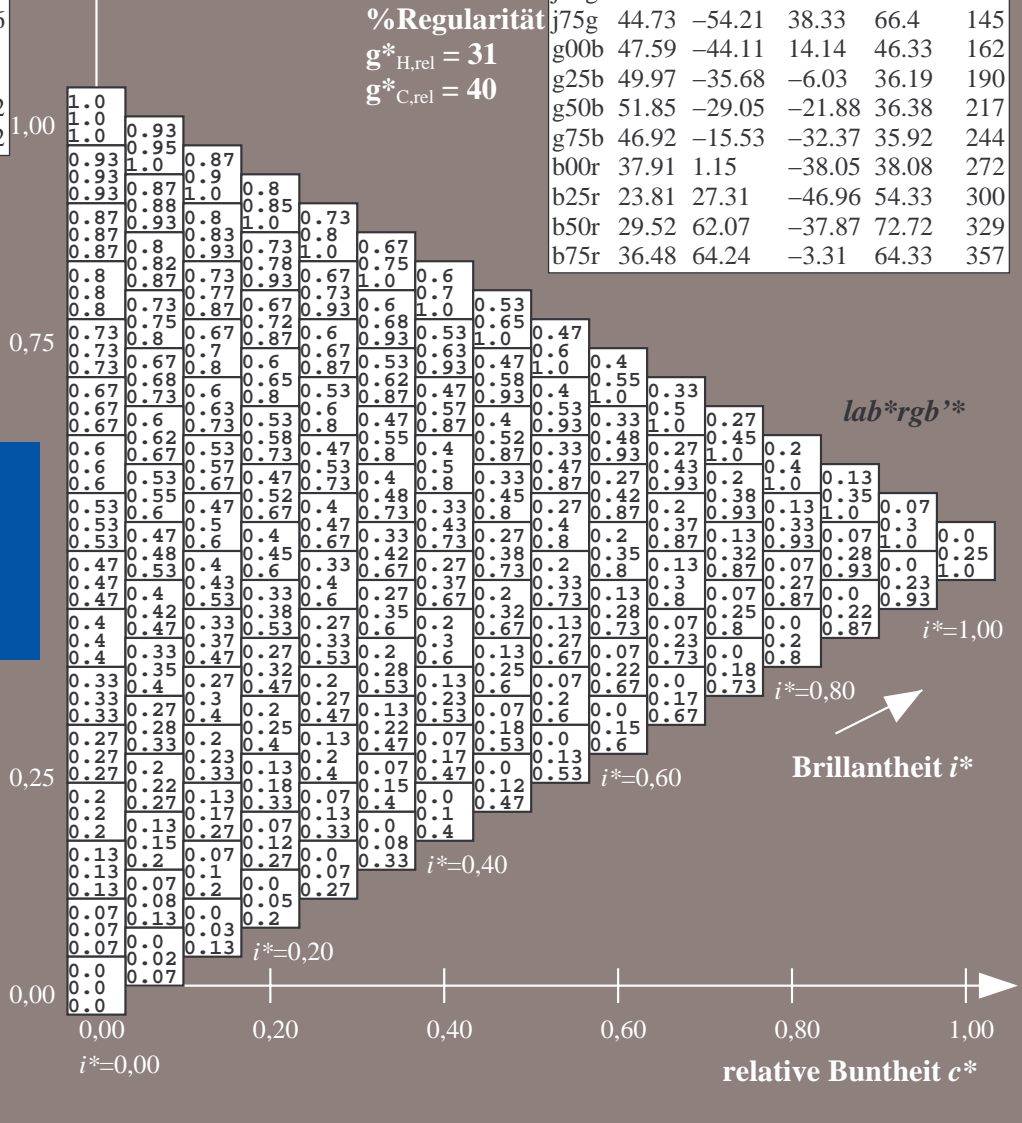
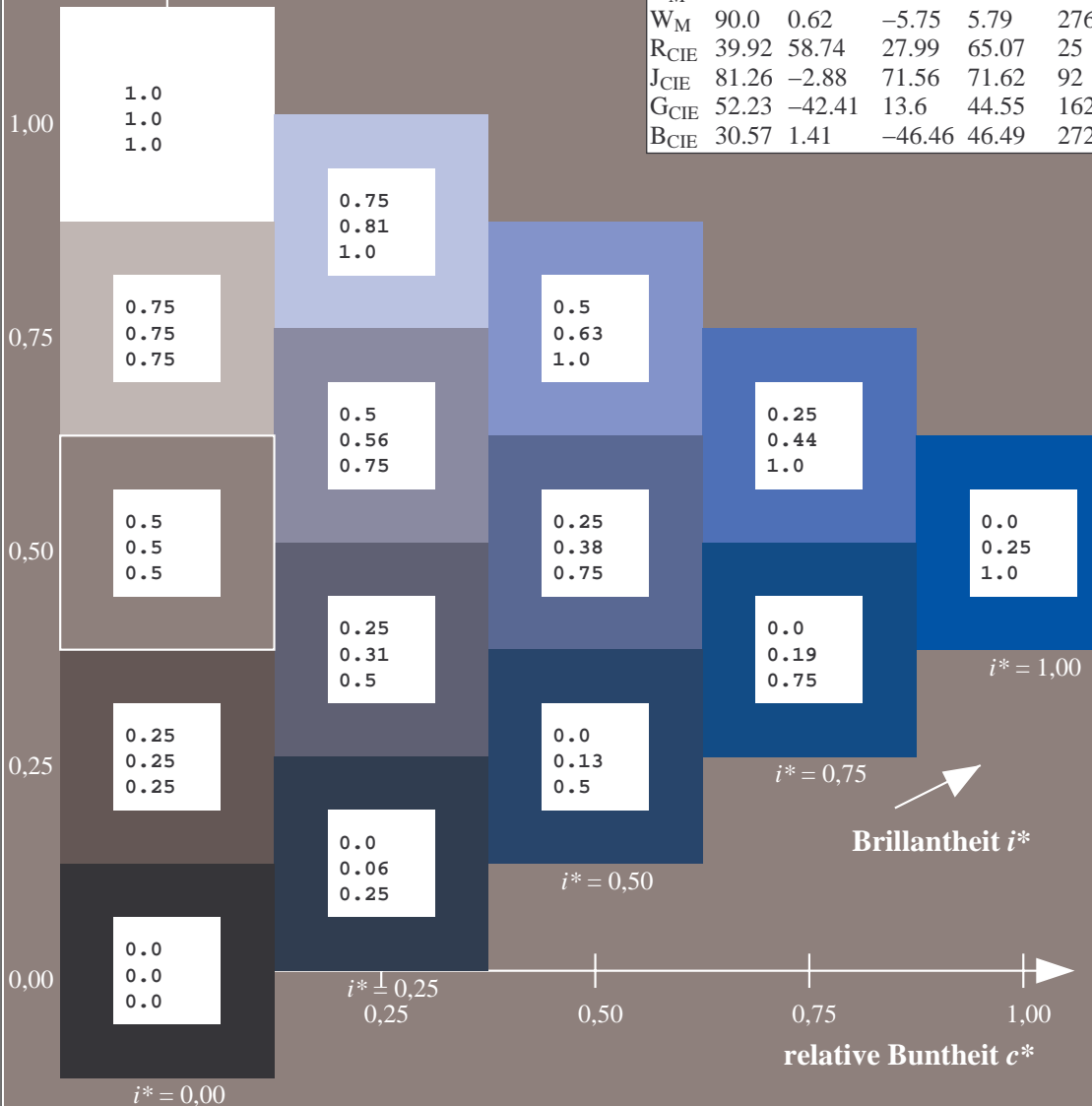
%Regularität

$g^*_{H,rel} = 31$

$g^*_{C,rel} = 40$

FRS15_90aM; adaptierte CIELAB-Daten

	$L^*=L^*_a$	a^*_a	b^*_a	$C^*_{ab,a}$	$h^*_{ab,a}$
r00j	35.47	56.92	27.12	63.05	25
r25j	39.12	49.04	44.45	66.19	42
r50j	50.64	35.19	58.33	68.13	59
r75j	64.01	19.11	74.45	76.87	76
j00g	83.18	-3.93	97.56	97.64	92
j25g	66.73	-26.86	74.66	79.35	110
j50g	54.03	-43.42	57.07	71.71	127
j75g	44.73	-54.21	38.33	66.4	145
g00b	47.59	-44.11	14.14	46.33	162
g25b	49.97	-35.68	-6.03	36.19	190
g50b	51.85	-29.05	-21.88	36.38	217
g75b	46.92	-15.53	-32.37	35.92	244
b00r	37.91	1.15	-38.05	38.08	272
b25r	23.81	27.31	-46.96	54.33	300
b50r	29.52	62.07	-37.87	72.72	329
b75r	36.48	64.24	-3.31	64.33	357



Daten für jede Farbe:

lab^*ch^* und lab^*icu^*

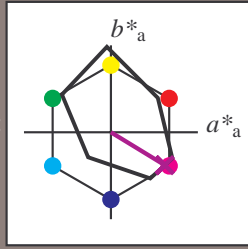
Elementar-Buntontext:

$u^* = b50r$

Kontrastreduzierungsfaktor:

$c_R = 0,9$

Dreiecks-Helligkeit t^*



FRS15_90aM; CIELAB-Daten					
	$L^*=L^*$	a^*	b^*	C^*_{ab}	h^*_{ab}
O _M	35.06	54.41	35.65	65.05	33
Y _M	83.77	-4.03	92.72	92.8	92
L _M	44.13	-55.82	39.15	68.19	145
C _M	52.66	-25.66	-33.24	42.01	232
V _M	14.15	45.64	-56.26	72.45	309
M _M	37.37	71.17	-34.08	78.92	334
N _M	15.0	0.43	-3.22	3.26	278
W _M	90.0	0.62	-5.75	5.79	276
R _{CIE}	39.92	58.74	27.99	65.07	25
J _{CIE}	81.26	-2.88	71.56	71.62	92
G _{CIE}	52.23	-42.41	13.6	44.55	162
B _{CIE}	30.57	1.41	-46.46	46.49	272

Daten für Maximalfarbe (Ma):

$LAB^*LAB^*_{Ma}: 30\ 62\ -37$

$LAB^*LCH^*_{Ma}: 30\ 73\ 329$

$lab^*rgb^*_{Ma}: 1.0\ 0.0\ 1.0$

$lab^*olv^*_{Ma}: 0.66\ 0.0\ 1.0$

Dreiecks-Helligkeit t^*

%Umfang

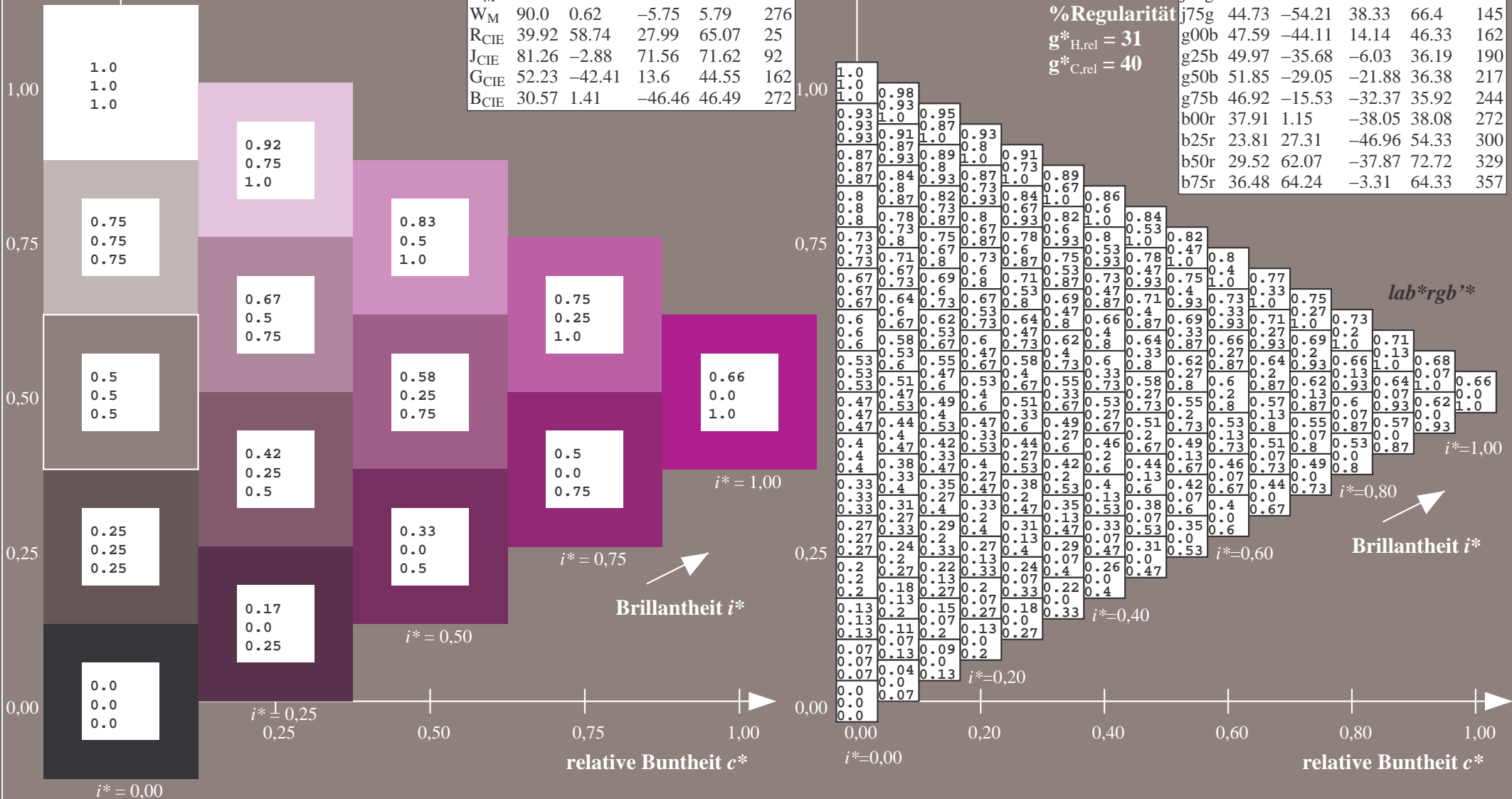
$u^*_{rel} = 88$

%Regularität

$g^*_{H,rel} = 31$

$g^*_{C,rel} = 40$

FRS15_90aM; adaptierte CIELAB-Daten					
	$L^*=L^*_a$	a^*_a	b^*_a	$C^*_{ab,a}$	$h^*_{ab,a}$
r00j	35.47	56.92	27.12	63.05	25
r25j	39.12	49.04	44.45	66.19	42
r50j	50.64	35.19	58.33	68.13	59
r75j	64.01	19.11	74.45	76.87	76
j00g	83.18	-3.93	97.56	97.64	92
j25g	66.73	-26.86	74.66	79.35	110
j50g	54.03	-43.42	57.07	71.71	127
j75g	44.73	-54.21	38.33	66.4	145
g00b	47.59	-44.11	14.14	46.33	162
g25b	49.97	-35.68	-6.03	36.19	190
g50b	51.85	-29.05	-21.88	36.38	217
g75b	46.92	-15.53	-32.37	35.92	244
b00r	37.91	1.15	-38.05	38.08	272
b25r	23.81	27.31	-46.96	54.33	300
b50r	29.52	62.07	-37.87	72.72	329
b75r	36.48	64.24	-3.31	64.33	357



Daten für jede Farbe:

lab^*ch^* und lab^*icu^*

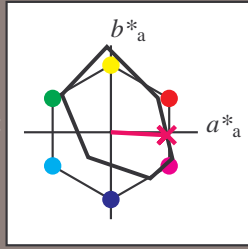
Elementar-Buntontext:

$u^* = b75r$

Kontrastreduzierungsfaktor:

$c_R = 0,9$

Dreiecks-Helligkeit t^*



FRS15_90aM; CIELAB-Daten					
	$L^*=L^*$	a^*	b^*	C^*_{ab}	h^*_{ab}
O _M	35.06	54.41	35.65	65.05	33
Y _M	83.77	-4.03	92.72	92.8	92
L _M	44.13	-55.82	39.15	68.19	145
C _M	52.66	-25.66	-33.24	42.01	232
V _M	14.15	45.64	-56.26	72.45	309
M _M	37.37	71.17	-34.08	78.92	334
N _M	15.0	0.43	-3.22	3.26	278
W _M	90.0	0.62	-5.75	5.79	276
R _{CIE}	39.92	58.74	27.99	65.07	25
J _{CIE}	81.26	-2.88	71.56	71.62	92
G _{CIE}	52.23	-42.41	13.6	44.55	162
B _{CIE}	30.57	1.41	-46.46	46.49	272

Daten für Maximalfarbe (Ma):

$LAB^*LAB^*Ma: 36\ 64\ -2$

$LAB^*LCH^*Ma: 36\ 64\ 357$

$lab^*rgb^*Ma: 1.0\ 0.0\ 0.5$

$lab^*olv^*Ma: 1.0\ 0.0\ 0.62$

Dreiecks-Helligkeit t^*

%Umfang

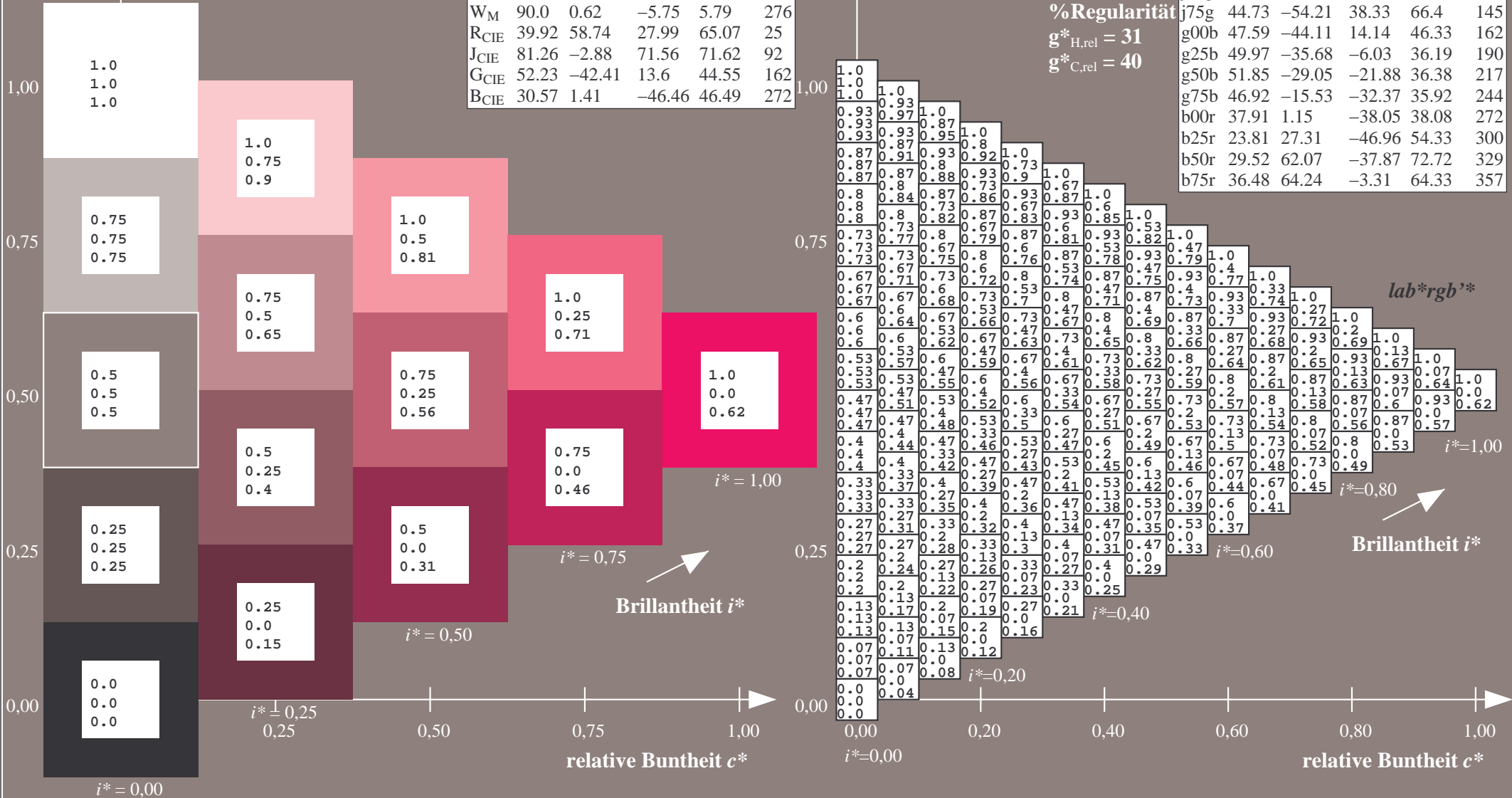
$u^*_{rel} = 88$

%Regularität

$g^*_{H,rel} = 31$

$g^*_{C,rel} = 40$

FRS15_90aM; adaptierte CIELAB-Daten					
	$L^*=L^*_a$	a^*_a	b^*_a	$C^*_{ab,a}$	$h^*_{ab,a}$
r00j	35.47	56.92	27.12	63.05	25
r25j	39.12	49.04	44.45	66.19	42
r50j	50.64	35.19	58.33	68.13	59
r75j	64.01	19.11	74.45	76.87	76
j00g	83.18	-3.93	97.56	97.64	92
j25g	66.73	-26.86	74.66	79.35	110
j50g	54.03	-43.42	57.07	71.71	127
j75g	44.73	-54.21	38.33	66.4	145
g00b	47.59	-44.11	14.14	46.33	162
g25b	49.97	-35.68	-6.03	36.19	190
g50b	51.85	-29.05	-21.88	36.38	217
g75b	46.92	-15.53	-32.37	35.92	244
b00r	37.91	1.15	-38.05	38.08	272
b25r	23.81	27.31	-46.96	54.33	300
b50r	29.52	62.07	-37.87	72.72	329
b75r	36.48	64.24	-3.31	64.33	357



Ein und Ausgabe:
 Farbmatisches Drucker-Reflektiv-System FRS15_90aM

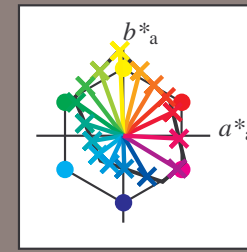
Daten für jede Farbe:
 $lab^{*}tch^{*}$ und $lab^{*}icu^{*}$

Elementar-Bunttontext:
 $u^{*} = 16$ Buntttöne $r00j, r25j, \dots, b75r$

Kontrastreduzierungsfaktor:
 $c_R = 0.9$

FRS15_90aM; adaptierte CIELAB-Daten

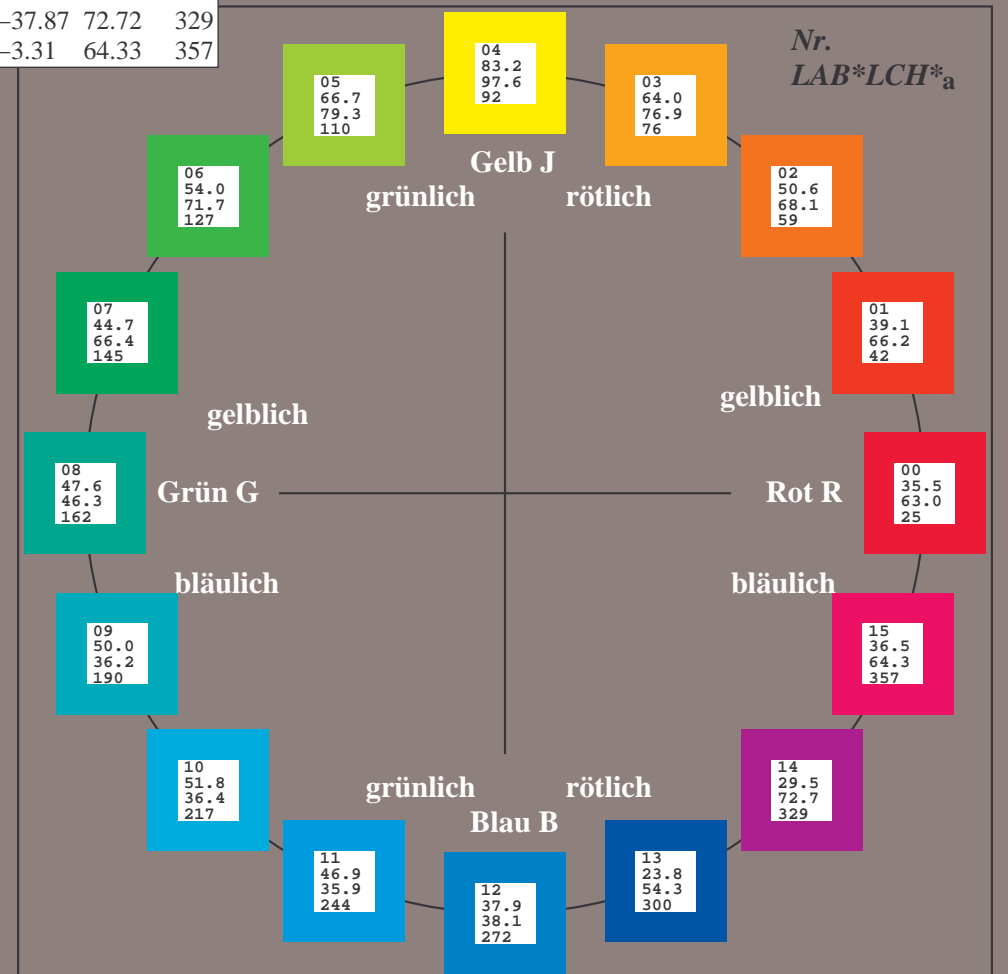
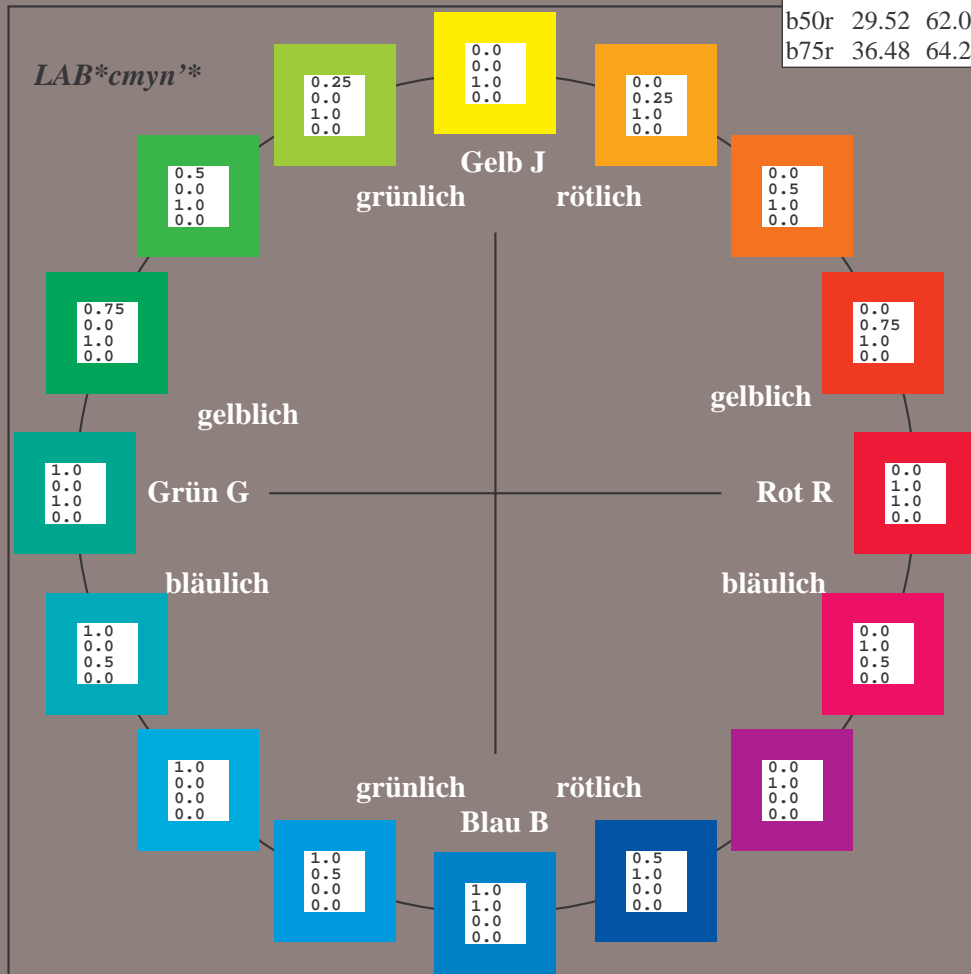
	$L^{*}=L^{*}_a$	a^{*}_a	b^{*}_a	$C^{*}_{ab,a}$	$h^{*}_{ab,a}$
r00j	35.47	56.92	27.12	63.05	25
r25j	39.12	49.04	44.45	66.19	42
r50j	50.64	35.19	58.33	68.13	59
r75j	64.01	19.11	74.45	76.87	76
j00g	83.18	-3.93	97.56	97.64	92
j25g	66.73	-26.86	74.66	79.35	110
j50g	54.03	-43.42	57.07	71.71	127
j75g	44.73	-54.21	38.33	66.4	145
g00b	47.59	-44.11	14.14	46.33	162
g25b	49.97	-35.68	-6.03	36.19	190
g50b	51.85	-29.05	-21.88	36.38	217
g75b	46.92	-15.53	-32.37	35.92	244
b00r	37.91	1.15	-38.05	38.08	272
b25r	23.81	27.31	-46.96	54.33	300
b50r	29.52	62.07	-37.87	72.72	329
b75r	36.48	64.24	-3.31	64.33	357



%Umfang
 $u^{*}_{rel} = 88$
 %Regularität
 $g^{*}_{H,rel} = 31$
 $g^{*}_{C,rel} = 40$

FRS15_90aM; CIELAB-Daten

	$L^{*}=L^{*}$	a^{*}	b^{*}	C^{*}_{ab}	h^{*}_{ab}
O _M	35.06	54.41	35.65	65.05	33
Y _M	83.77	-4.03	92.72	92.8	92
L _M	44.13	-55.82	39.15	68.19	145
C _M	52.66	-25.66	-33.24	42.01	232
V _M	14.15	45.64	-56.26	72.45	309
M _M	37.37	71.17	-34.08	78.92	334
N _M	15.0	0.43	-3.22	3.26	278
W _M	90.0	0.62	-5.75	5.79	276
R _{CIE}	39.92	58.74	27.99	65.07	25
J _{CIE}	81.26	-2.88	71.56	71.62	92
G _{CIE}	52.23	-42.41	13.6	44.55	162
B _{CIE}	30.57	1.41	-46.46	46.49	272



Daten für jede Farbe:

lab^*ich^* und lab^*icu^*

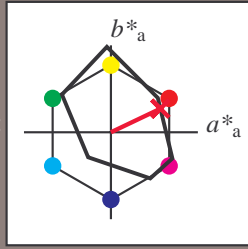
Elementar-Buntonkontext:

$u^* = r00j$

Kontrastreduzierungsfaktor:

$c_R = 0.9$

Dreiecks-Helligkeit t^*



FRS15_90aM; CIELAB-Daten					
	$L^*=L^*$	a^*	b^*	C^*_{ab}	h^*_{ab}
O _M	35.06	54.41	35.65	65.05	33
Y _M	83.77	-4.03	92.72	92.8	92
L _M	44.13	-55.82	39.15	68.19	145
C _M	52.66	-25.66	-33.24	42.01	232
V _M	14.15	45.64	-56.26	72.45	309
M _M	37.37	71.17	-34.08	78.92	334
N _M	15.0	0.43	-3.22	3.26	278
W _M	90.0	0.62	-5.75	5.79	276
R _{CIE}	39.92	58.74	27.99	65.07	25
J _{CIE}	81.26	-2.88	71.56	71.62	92
G _{CIE}	52.23	-42.41	13.6	44.55	162
B _{CIE}	30.57	1.41	-46.46	46.49	272

Daten für Maximalfarbe (Ma):

$LAB^*LAB^*_{Ma}$: 35 57 27

$LAB^*LCH^*_{Ma}$: 35 63 25

$lab^*rgb^*_{Ma}$: 1.0 0.0 0.0

$lab^*olv^*_{Ma}$: 1.0 0.0 0.18

Dreiecks-Helligkeit t^*

%Umfang

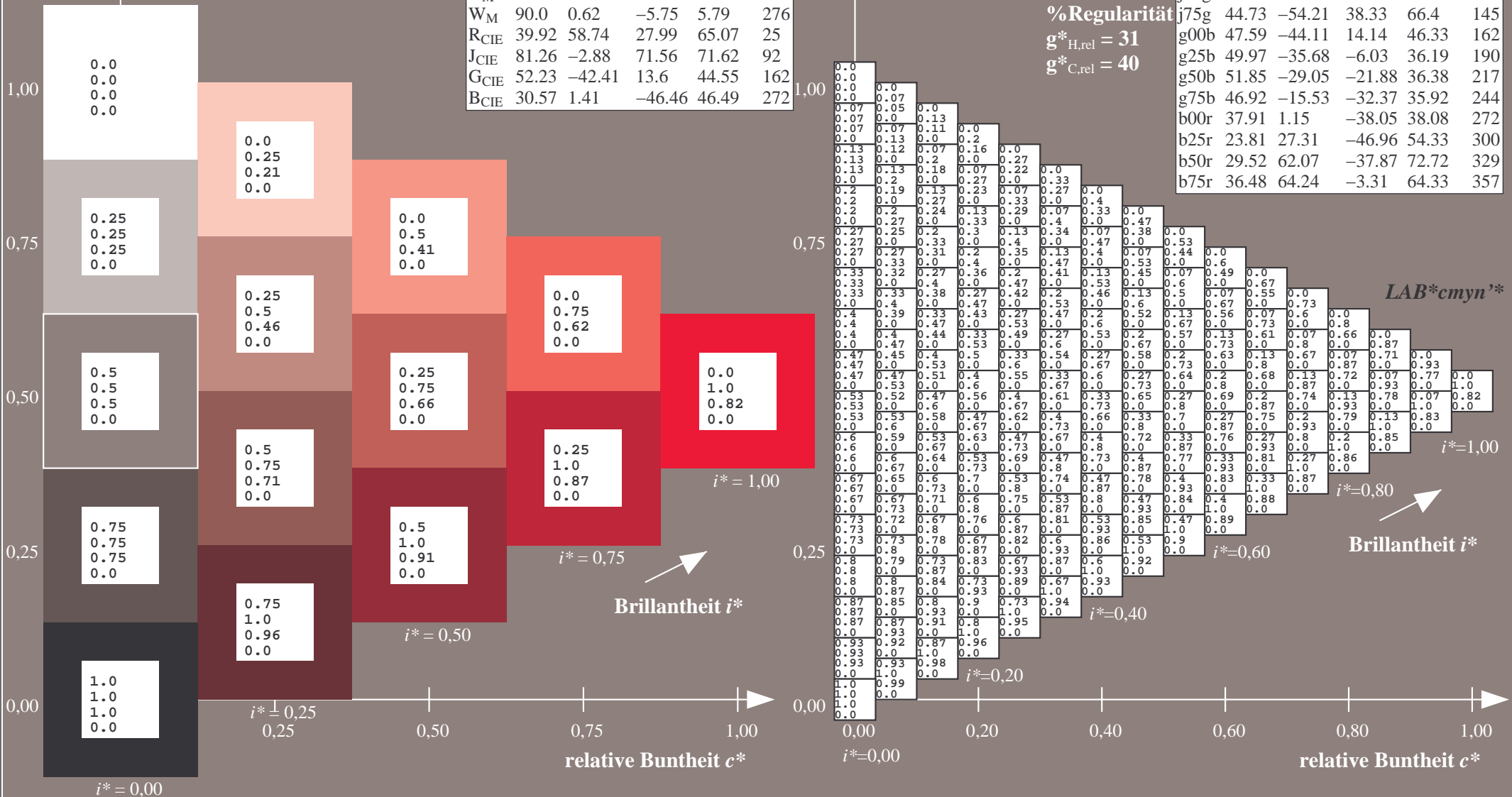
$u^*_{rel} = 88$

%Regularität

$g^*_{H,rel} = 31$

$g^*_{C,rel} = 40$

FRS15_90aM; adaptierte CIELAB-Daten					
	$L^*=L^*_{a}$	a^*_{a}	b^*_{a}	$C^*_{ab,a}$	$h^*_{ab,a}$
r00j	35.47	56.92	27.12	63.05	25
r25j	39.12	49.04	44.45	66.19	42
r50j	50.64	35.19	58.33	68.13	59
r75j	64.01	19.11	74.45	76.87	76
j00g	83.18	-3.93	97.56	97.64	92
j25g	66.73	-26.86	74.66	79.35	110
j50g	54.03	-43.42	57.07	71.71	127
j75g	44.73	-54.21	38.33	66.4	145
g00b	47.59	-44.11	14.14	46.33	162
g25b	49.97	-35.68	-6.03	36.19	190
g50b	51.85	-29.05	-21.88	36.38	217
g75b	46.92	-15.53	-32.37	35.92	244
b00r	37.91	1.15	-38.05	38.08	272
b25r	23.81	27.31	-46.96	54.33	300
b50r	29.52	62.07	-37.87	72.72	329
b75r	36.48	64.24	-3.31	64.33	357



Daten für jede Farbe:

lab^*ch^* und lab^*icu^*

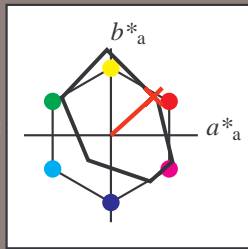
Elementar-Buntontext:

$u^* = r25j$

Kontrastreduzierungsfaktor:

$c_R = 0.9$

Dreiecks-Helligkeit t^*



FRS15_90aM; CIELAB-Daten					
	$L^*=L^*$	a^*	b^*	C^*_{ab}	h^*_{ab}
O _M	35.06	54.41	35.65	65.05	33
Y _M	83.77	-4.03	92.72	92.8	92
L _M	44.13	-55.82	39.15	68.19	145
C _M	52.66	-25.66	-33.24	42.01	232
V _M	14.15	45.64	-56.26	72.45	309
M _M	37.37	71.17	-34.08	78.92	334
N _M	15.0	0.43	-3.22	3.26	278
W _M	90.0	0.62	-5.75	5.79	276
R _{CIE}	39.92	58.74	27.99	65.07	25
J _{CIE}	81.26	-2.88	71.56	71.62	92
G _{CIE}	52.23	-42.41	13.6	44.55	162
B _{CIE}	30.57	1.41	-46.46	46.49	272

Daten für Maximalfarbe (Ma):

$LAB^*LAB^*_{Ma}$: 39 49 44

$LAB^*LCH^*_{Ma}$: 39 66 42

$lab^*rgb^*_{Ma}$: 1.0 0.25 0.0

$lab^*olv^*_{Ma}$: 1.0 0.08 0.0

Dreiecks-Helligkeit t^*

%Umfang

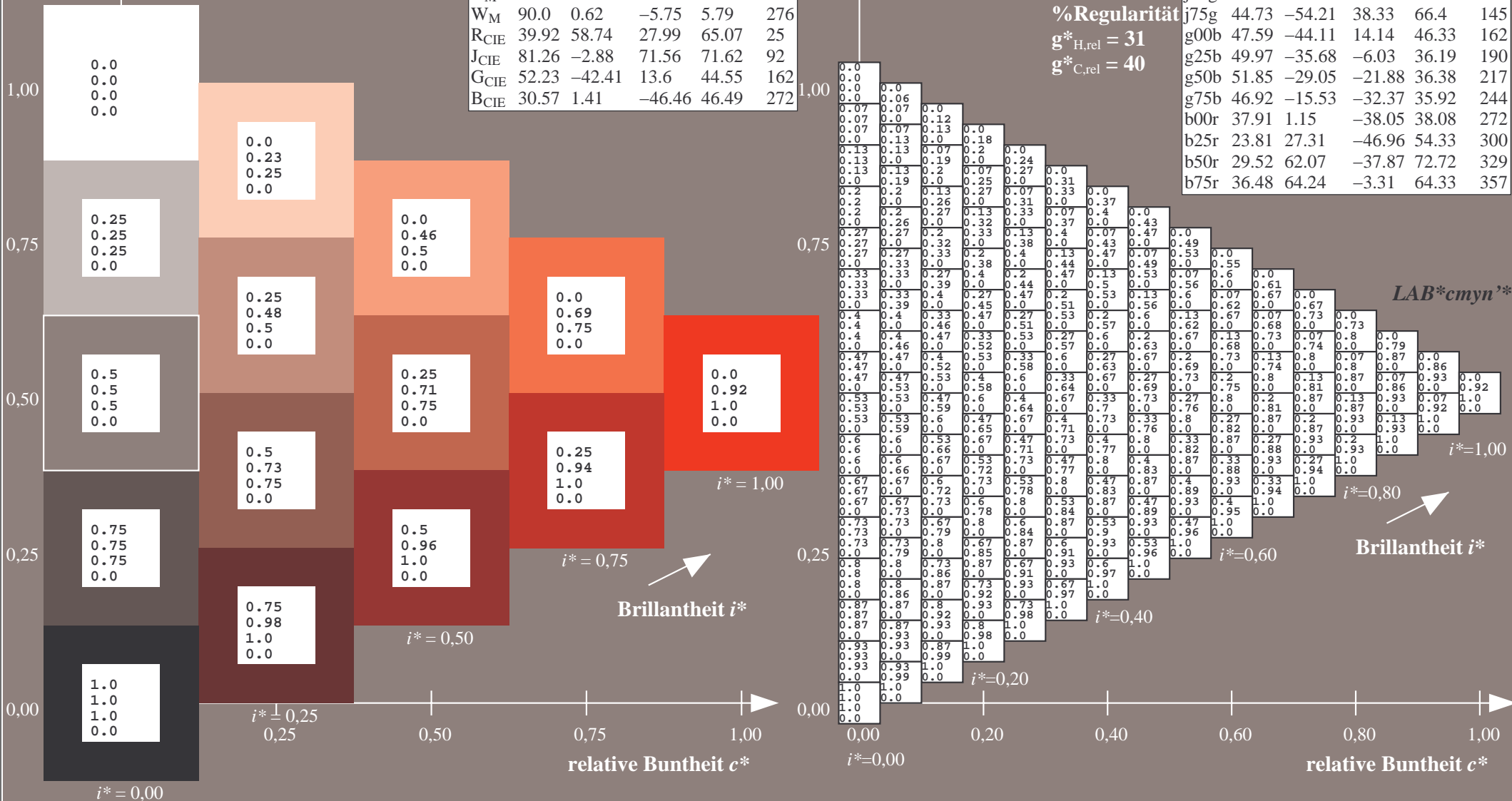
$u^*_{rel} = 88$

%Regularität

$g^*_{H,rel} = 31$

$g^*_{C,rel} = 40$

FRS15_90aM; adaptierte CIELAB-Daten					
	$L^*=L^*_a$	a^*_a	b^*_a	$C^*_{ab,a}$	$h^*_{ab,a}$
r00j	35.47	56.92	27.12	63.05	25
r25j	39.12	49.04	44.45	66.19	42
r50j	50.64	35.19	58.33	68.13	59
r75j	64.01	19.11	74.45	76.87	76
j00g	83.18	-3.93	97.56	97.64	92
j25g	66.73	-26.86	74.66	79.35	110
j50g	54.03	-43.42	57.07	71.71	127
j75g	44.73	-54.21	38.33	66.4	145
g00b	47.59	-44.11	14.14	46.33	162
g25b	49.97	-35.68	-6.03	36.19	190
g50b	51.85	-29.05	-21.88	36.38	217
g75b	46.92	-15.53	-32.37	35.92	244
b00r	37.91	1.15	-38.05	38.08	272
b25r	23.81	27.31	-46.96	54.33	300
b50r	29.52	62.07	-37.87	72.72	329
b75r	36.48	64.24	-3.31	64.33	357



Daten für jede Farbe:

lab^*ich^* und lab^*icu^*

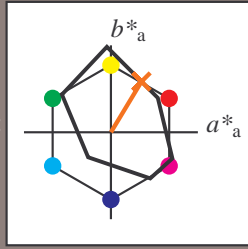
Elementar-Buntontext:

$u^* = r50j$

Kontrastreduzierungsfaktor:

$c_R = 0.9$

Dreiecks-Helligkeit t^*



FRS15_90aM; CIELAB-Daten					
	$L^*=L^*$	a^*	b^*	C^*_{ab}	h^*_{ab}
O _M	35.06	54.41	35.65	65.05	33
Y _M	83.77	-4.03	92.72	92.8	92
L _M	44.13	-55.82	39.15	68.19	145
C _M	52.66	-25.66	-33.24	42.01	232
V _M	14.15	45.64	-56.26	72.45	309
M _M	37.37	71.17	-34.08	78.92	334
N _M	15.0	0.43	-3.22	3.26	278
W _M	90.0	0.62	-5.75	5.79	276
R _{CIE}	39.92	58.74	27.99	65.07	25
J _{CIE}	81.26	-2.88	71.56	71.62	92
G _{CIE}	52.23	-42.41	13.6	44.55	162
B _{CIE}	30.57	1.41	-46.46	46.49	272

Daten für Maximalfarbe (Ma):

$LAB^*LAB^*_{Ma}$: 51 35 58

$LAB^*LCH^*_{Ma}$: 51 68 59

$lab^*rgb^*_{Ma}$: 1.0 0.5 0.0

$lab^*olv^*_{Ma}$: 1.0 0.32 0.0

Dreiecks-Helligkeit t^*

%Umfang

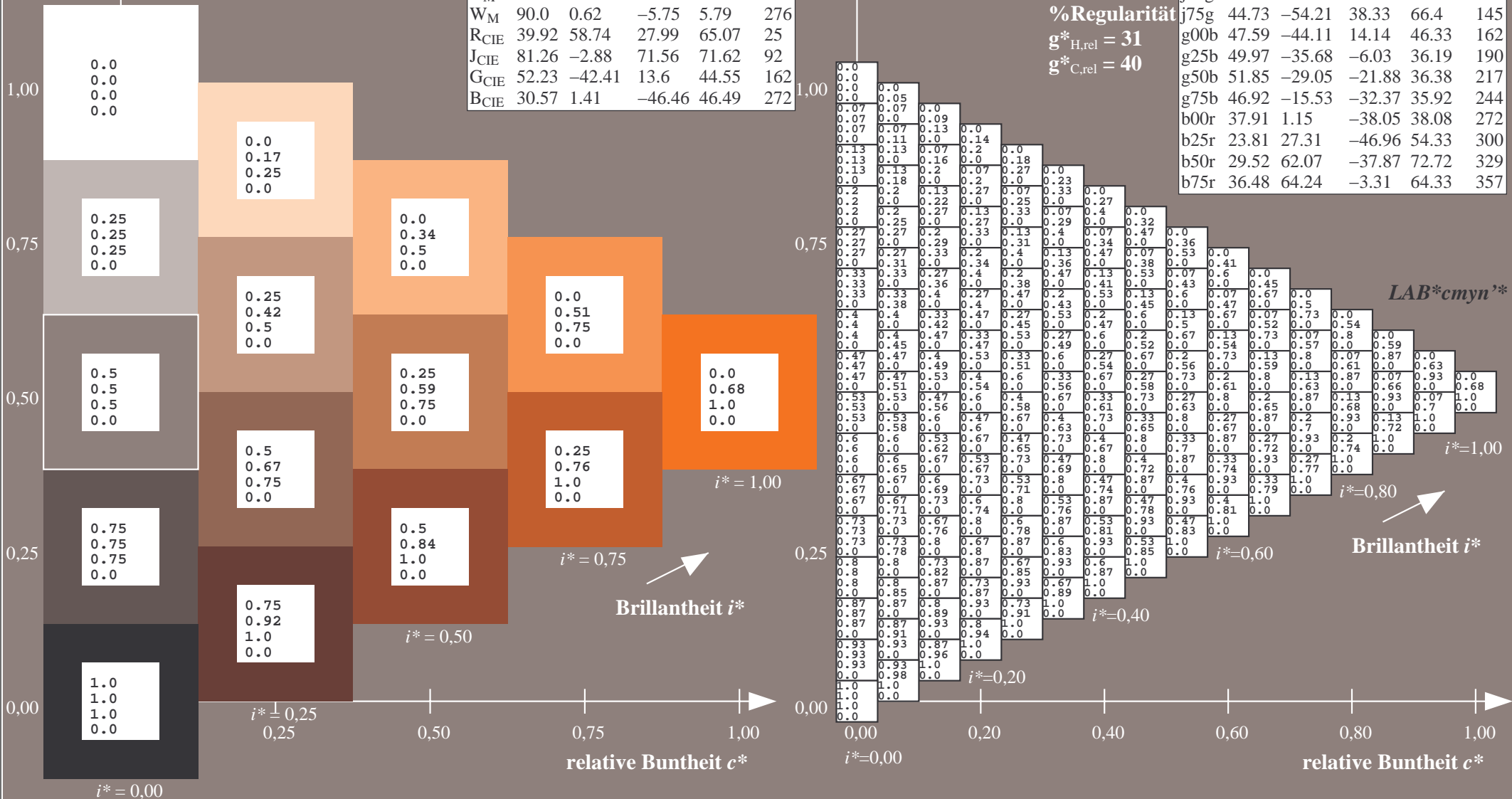
$u^*_{rel} = 88$

%Regularität

$g^*_{H,rel} = 31$

$g^*_{C,rel} = 40$

FRS15_90aM; adaptierte CIELAB-Daten					
	$L^*=L^*_a$	a^*_a	b^*_a	$C^*_{ab,a}$	$h^*_{ab,a}$
r00j	35.47	56.92	27.12	63.05	25
r25j	39.12	49.04	44.45	66.19	42
r50j	50.64	35.19	58.33	68.13	59
r75j	64.01	19.11	74.45	76.87	76
j00g	83.18	-3.93	97.56	97.64	92
j25g	66.73	-26.86	74.66	79.35	110
j50g	54.03	-43.42	57.07	71.71	127
j75g	44.73	-54.21	38.33	66.4	145
g00b	47.59	-44.11	14.14	46.33	162
g25b	49.97	-35.68	-6.03	36.19	190
g50b	51.85	-29.05	-21.88	36.38	217
g75b	46.92	-15.53	-32.37	35.92	244
b00r	37.91	1.15	-38.05	38.08	272
b25r	23.81	27.31	-46.96	54.33	300
b50r	29.52	62.07	-37.87	72.72	329
b75r	36.48	64.24	-3.31	64.33	357



Daten für jede Farbe:

lab^*ich^* und lab^*icu^*

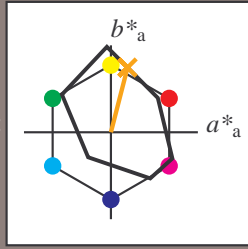
Elementar-Buntontext:

$u^* = r75j$

Kontrastreduzierungsfaktor:

$c_R = 0.9$

Dreiecks-Helligkeit t^*



FRS15_90aM; CIELAB-Daten					
	$L^*=L^*$	a^*	b^*	C^*_{ab}	h^*_{ab}
O _M	35.06	54.41	35.65	65.05	33
Y _M	83.77	-4.03	92.72	92.8	92
L _M	44.13	-55.82	39.15	68.19	145
C _M	52.66	-25.66	-33.24	42.01	232
V _M	14.15	45.64	-56.26	72.45	309
M _M	37.37	71.17	-34.08	78.92	334
N _M	15.0	0.43	-3.22	3.26	278
W _M	90.0	0.62	-5.75	5.79	276
R _{CIE}	39.92	58.74	27.99	65.07	25
J _{CIE}	81.26	-2.88	71.56	71.62	92
G _{CIE}	52.23	-42.41	13.6	44.55	162
B _{CIE}	30.57	1.41	-46.46	46.49	272

Daten für Maximalfarbe (Ma):

LAB^*LAB^*Ma : 64 19 74

LAB^*LCH^*Ma : 64 77 76

lab^*rgb^*Ma : 1.0 0.75 0.0

lab^*olv^*Ma : 1.0 0.59 0.0

Dreiecks-Helligkeit t^*

%Umfang

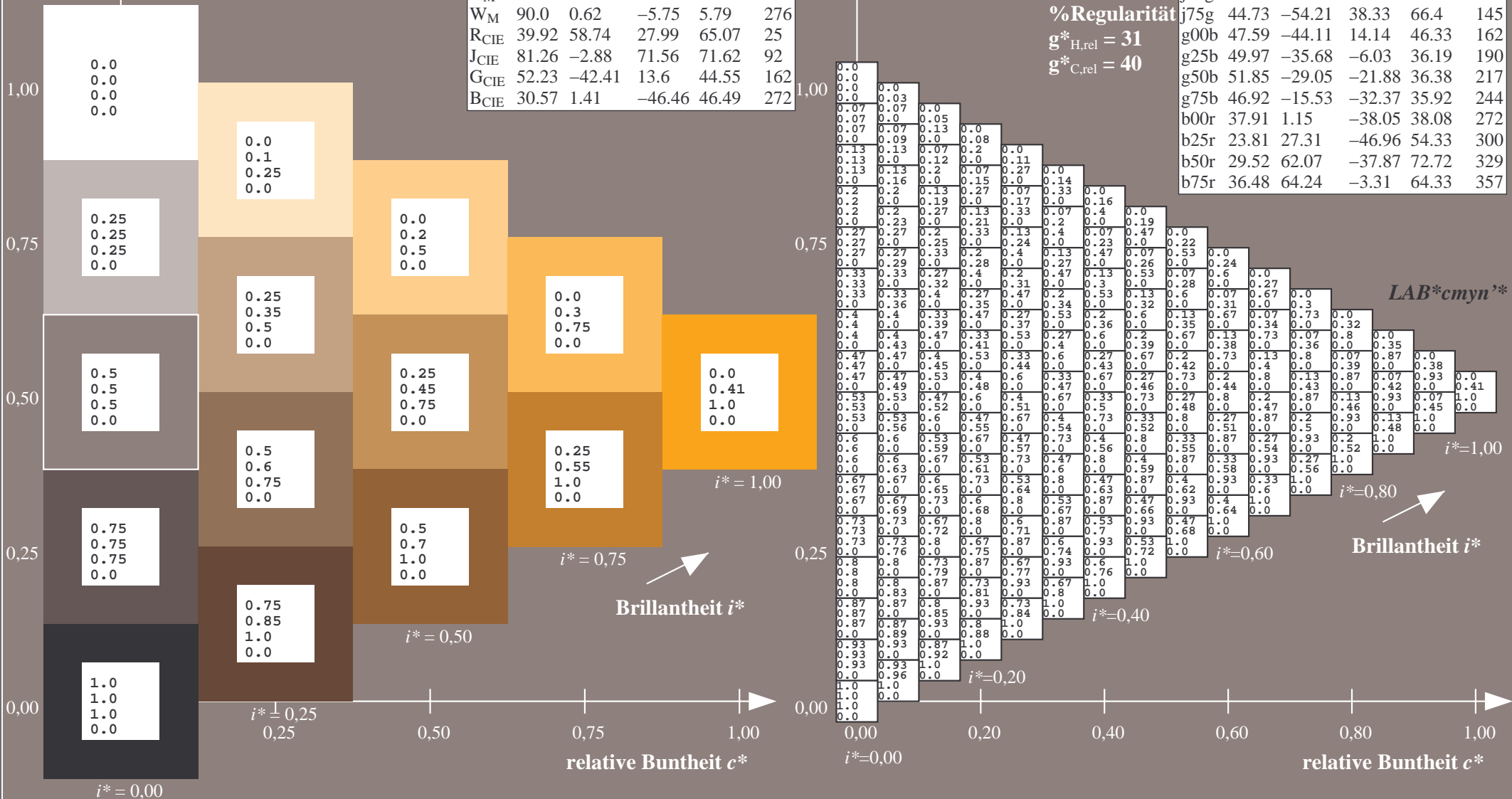
$u^*_{rel} = 88$

%Regularität

$g^*_{H,rel} = 31$

$g^*_{C,rel} = 40$

FRS15_90aM; adaptierte CIELAB-Daten					
	$L^*=L^*_a$	a^*_a	b^*_a	$C^*_{ab,a}$	$h^*_{ab,a}$
r00j	35.47	56.92	27.12	63.05	25
r25j	39.12	49.04	44.45	66.19	42
r50j	50.64	35.19	58.33	68.13	59
r75j	64.01	19.11	74.45	76.87	76
j00g	83.18	-3.93	97.56	97.64	92
j25g	66.73	-26.86	74.66	79.35	110
j50g	54.03	-43.42	57.07	71.71	127
j75g	44.73	-54.21	38.33	66.4	145
g00b	47.59	-44.11	14.14	46.33	162
g25b	49.97	-35.68	-6.03	36.19	190
g50b	51.85	-29.05	-21.88	36.38	217
g75b	46.92	-15.53	-32.37	35.92	244
b00r	37.91	1.15	-38.05	38.08	272
b25r	23.81	27.31	-46.96	54.33	300
b50r	29.52	62.07	-37.87	72.72	329
b75r	36.48	64.24	-3.31	64.33	357



Daten für jede Farbe:

lab^*ich^* und lab^*icu^*

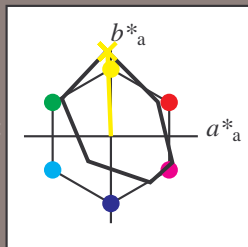
Elementar-Buntontext:

$u^* = j00g$

Kontrastreduzierungsfaktor:

$c_R = 0,9$

Dreiecks-Helligkeit t^*



FRS15_90aM; CIELAB-Daten					
	$L^*=L^*$	a^*	b^*	C^*_{ab}	h^*_{ab}
O_M	35.06	54.41	35.65	65.05	33
Y_M	83.77	-4.03	92.72	92.8	92
L_M	44.13	-55.82	39.15	68.19	145
C_M	52.66	-25.66	-33.24	42.01	232
V_M	14.15	45.64	-56.26	72.45	309
M_M	37.37	71.17	-34.08	78.92	334
N_M	15.0	0.43	-3.22	3.26	278
W_M	90.0	0.62	-5.75	5.79	276
R_{CIE}	39.92	58.74	27.99	65.07	25
J_{CIE}	81.26	-2.88	71.56	71.62	92
G_{CIE}	52.23	-42.41	13.6	44.55	162
B_{CIE}	30.57	1.41	-46.46	46.49	272

Daten für Maximalfarbe (Ma):

$LAB^*LAB^*_Ma: 83 -3 98$

$LAB^*LCH^*_Ma: 83 98 92$

$lab^*rgb^*_Ma: 1.0 1.0 0.0$

$lab^*olv^*_Ma: 1.0 0.99 0.0$

Dreiecks-Helligkeit t^*

%Umfang

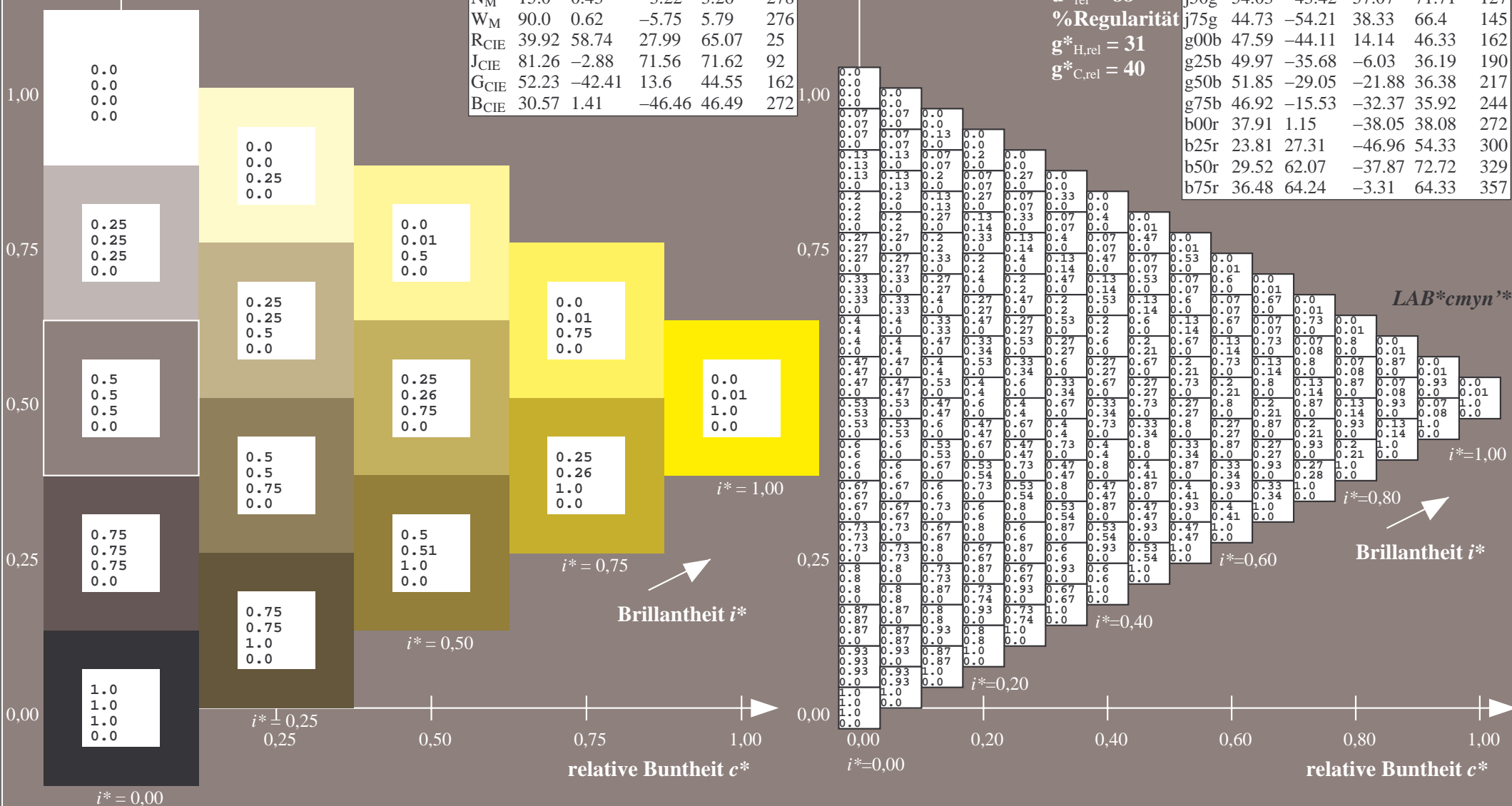
$u^*_{rel} = 88$

%Regularität

$g^*_{H,rel} = 31$

$g^*_{C,rel} = 40$

FRS15_90aM; adaptierte CIELAB-Daten					
	$L^*=L^*_a$	a^*_a	b^*_a	$C^*_{ab,a}$	$h^*_{ab,a}$
r00j	35.47	56.92	27.12	63.05	25
r25j	39.12	49.04	44.45	66.19	42
r50j	50.64	35.19	58.33	68.13	59
r75j	64.01	19.11	74.45	76.87	76
j00g	83.18	-3.93	97.56	97.64	92
j25g	66.73	-26.86	74.66	79.35	110
j50g	54.03	-43.42	57.07	71.71	127
j75g	44.73	-54.21	38.33	66.4	145
g00b	47.59	-44.11	14.14	46.33	162
g25b	49.97	-35.68	-6.03	36.19	190
g50b	51.85	-29.05	-21.88	36.38	217
g75b	46.92	-15.53	-32.37	35.92	244
b00r	37.91	1.15	-38.05	38.08	272
b25r	23.81	27.31	-46.96	54.33	300
b50r	29.52	62.07	-37.87	72.72	329
b75r	36.48	64.24	-3.31	64.33	357



Daten für jede Farbe:

lab^*ich^* und lab^*icu^*

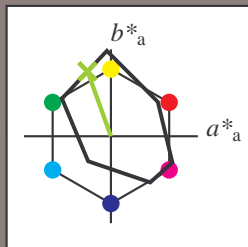
Elementar-Bunntext:

$u^* = j25g$

Kontrastreduzierungsfaktor:

$c_R = 0.9$

Dreiecks-Helligkeit t^*



FRS15_90aM; CIELAB-Daten					
	$L^*=L^*$	a^*	b^*	C^*_{ab}	h^*_{ab}
O _M	35.06	54.41	35.65	65.05	33
Y _M	83.77	-4.03	92.72	92.8	92
L _M	44.13	-55.82	39.15	68.19	145
C _M	52.66	-25.66	-33.24	42.01	232
V _M	14.15	45.64	-56.26	72.45	309
M _M	37.37	71.17	-34.08	78.92	334
N _M	15.0	0.43	-3.22	3.26	278
W _M	90.0	0.62	-5.75	5.79	276
R _{CIE}	39.92	58.74	27.99	65.07	25
J _{CIE}	81.26	-2.88	71.56	71.62	92
G _{CIE}	52.23	-42.41	13.6	44.55	162
B _{CIE}	30.57	1.41	-46.46	46.49	272

Daten für Maximalfarbe (Ma):

$LAB^*LAB^*_{Ma}: 67 -26 75$

$LAB^*LCH^*_{Ma}: 67 79 110$

$lab^*rgb^*_{Ma}: 0.75 1.0 0.0$

$lab^*olv^*_{Ma}: 0.57 1.0 0.0$

Dreiecks-Helligkeit t^*

%Umfang

$u^*_{rel} = 88$

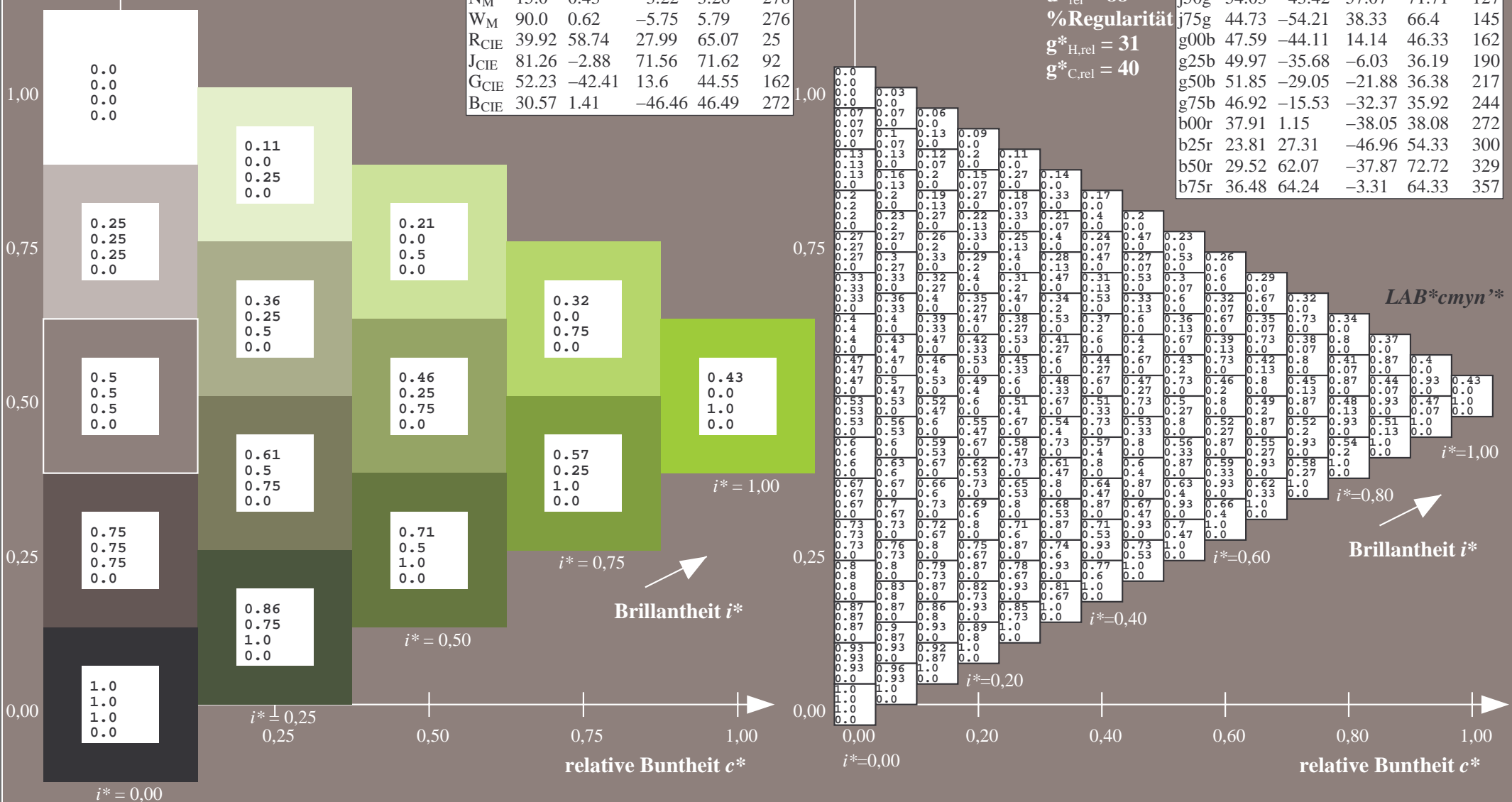
%Regularität

$g^*_{H,rel} = 31$

$g^*_{C,rel} = 40$

$LAB^*cmy^n^*$

FRS15_90aM; adaptierte CIELAB-Daten					
	$L^*=L^*_a$	a^*_a	b^*_a	$C^*_{ab,a}$	$h^*_{ab,a}$
r00j	35.47	56.92	27.12	63.05	25
r25j	39.12	49.04	44.45	66.19	42
r50j	50.64	35.19	58.33	68.13	59
r75j	64.01	19.11	74.45	76.87	76
j00g	83.18	-3.93	97.56	97.64	92
j25g	66.73	-26.86	74.66	79.35	110
j50g	54.03	-43.42	57.07	71.71	127
j75g	44.73	-54.21	38.33	66.4	145
g00b	47.59	-44.11	14.14	46.33	162
g25b	49.97	-35.68	-6.03	36.19	190
g50b	51.85	-29.05	-21.88	36.38	217
g75b	46.92	-15.53	-32.37	35.92	244
b00r	37.91	1.15	-38.05	38.08	272
b25r	23.81	27.31	-46.96	54.33	300
b50r	29.52	62.07	-37.87	72.72	329
b75r	36.48	64.24	-3.31	64.33	357



Daten für jede Farbe:

lab^*ch^* und lab^*icu^*

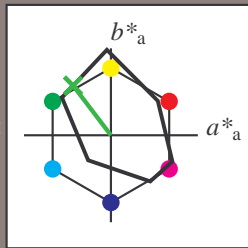
Elementar-Buntontext:

$u^* = j50g$

Kontrastreduzierungsfaktor:

$c_R = 0.9$

Dreiecks-Helligkeit t^*



FRS15_90aM; CIELAB-Daten					
	$L^*=L^*$	a^*	b^*	C^*_{ab}	h^*_{ab}
O _M	35.06	54.41	35.65	65.05	33
Y _M	83.77	-4.03	92.72	92.8	92
L _M	44.13	-55.82	39.15	68.19	145
C _M	52.66	-25.66	-33.24	42.01	232
V _M	14.15	45.64	-56.26	72.45	309
M _M	37.37	71.17	-34.08	78.92	334
N _M	15.0	0.43	-3.22	3.26	278
W _M	90.0	0.62	-5.75	5.79	276
R _{CIE}	39.92	58.74	27.99	65.07	25
J _{CIE}	81.26	-2.88	71.56	71.62	92
G _{CIE}	52.23	-42.41	13.6	44.55	162
B _{CIE}	30.57	1.41	-46.46	46.49	272

Daten für Maximalfarbe (Ma):

$LAB^*LAB^*_{Ma}$: 54 -42 57

$LAB^*LCH^*_{Ma}$: 54 72 127

$lab^*rgb^*_{Ma}$: 0.5 1.0 0.0

$lab^*olv^*_{Ma}$: 0.25 1.0 0.0

Dreiecks-Helligkeit t^*

%Umfang

$u^*_{rel} = 88$

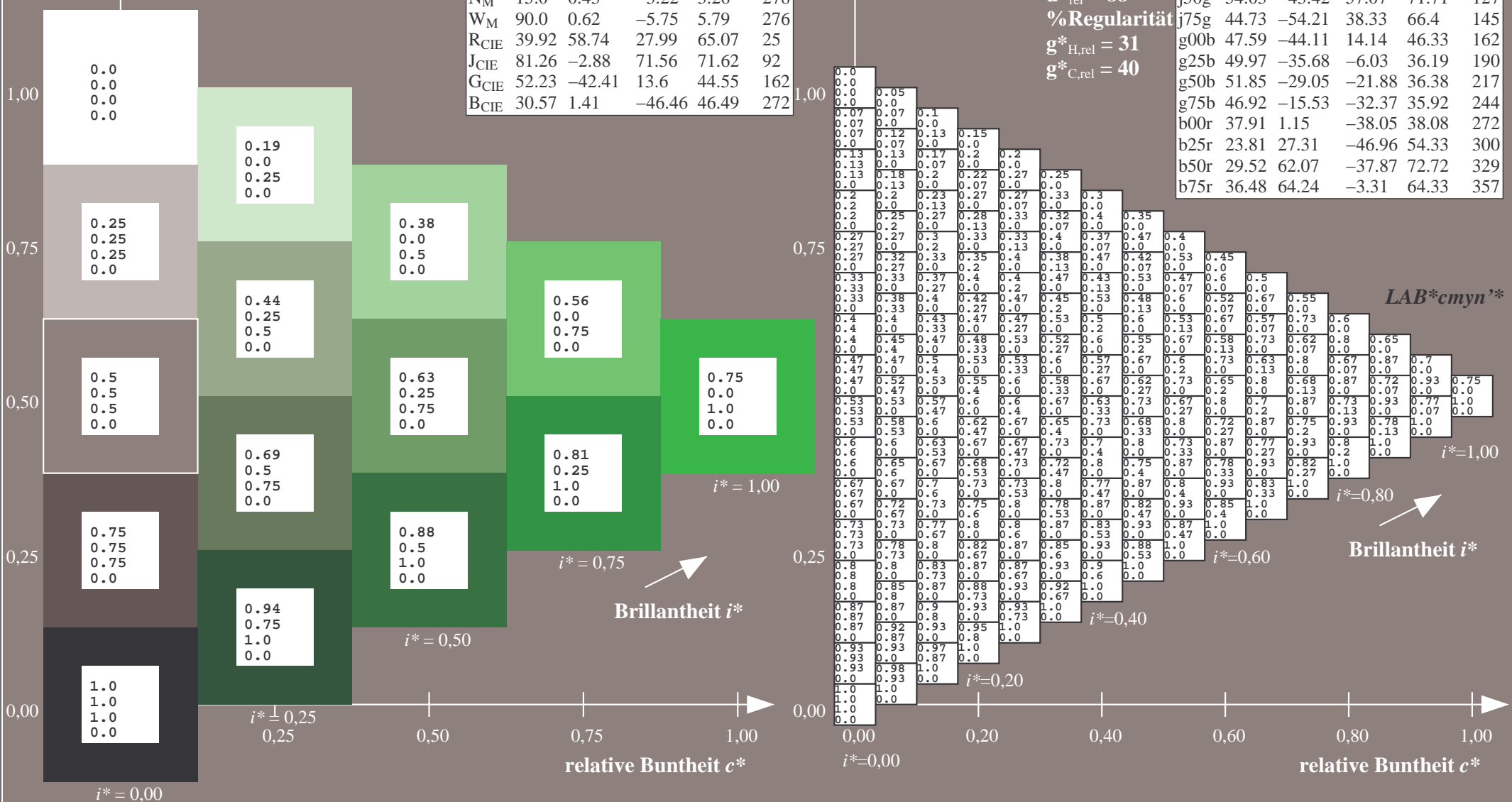
%Regularität

$g^*_{H,rel} = 31$

$g^*_{C,rel} = 40$

$LAB^*cmy^n^*$

FRS15_90aM; adaptierte CIELAB-Daten					
	$L^*=L^*_a$	a^*_a	b^*_a	$C^*_{ab,a}$	$h^*_{ab,a}$
r00j	35.47	56.92	27.12	63.05	25
r25j	39.12	49.04	44.45	66.19	42
r50j	50.64	35.19	58.33	68.13	59
r75j	64.01	19.11	74.45	76.87	76
j00g	83.18	-3.93	97.56	97.64	92
j25g	66.73	-26.86	74.66	79.35	110
j50g	54.03	-43.42	57.07	71.71	127
j75g	44.73	-54.21	38.33	66.4	145
g00b	47.59	-44.11	14.14	46.33	162
g25b	49.97	-35.68	-6.03	36.19	190
g50b	51.85	-29.05	-21.88	36.38	217
g75b	46.92	-15.53	-32.37	35.92	244
b00r	37.91	1.15	-38.05	38.08	272
b25r	23.81	27.31	-46.96	54.33	300
b50r	29.52	62.07	-37.87	72.72	329
b75r	36.48	64.24	-3.31	64.33	357



Daten für jede Farbe:

lab^*ich^* und lab^*icu^*

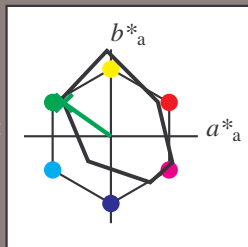
Elementar-Buntontext:

$u^* = j75g$

Kontrastreduzierungsfaktor:

$c_R = 0.9$

Dreiecks-Helligkeit t^*



FRS15_90aM; CIELAB-Daten

	$L^*=L^*$	a^*	b^*	C^*_{ab}	h^*_{ab}
O _M	35.06	54.41	35.65	65.05	33
Y _M	83.77	-4.03	92.72	92.8	92
L _M	44.13	-55.82	39.15	68.19	145
C _M	52.66	-25.66	-33.24	42.01	232
V _M	14.15	45.64	-56.26	72.45	309
M _M	37.37	71.17	-34.08	78.92	334
N _M	15.0	0.43	-3.22	3.26	278
W _M	90.0	0.62	-5.75	5.79	276
R _{CIE}	39.92	58.74	27.99	65.07	25
J _{CIE}	81.26	-2.88	71.56	71.62	92
G _{CIE}	52.23	-42.41	13.6	44.55	162
B _{CIE}	30.57	1.41	-46.46	46.49	272

Daten für Maximalfarbe (Ma):

$LAB^*LAB^*Ma: 45 -53 38$

$LAB^*LCH^*Ma: 45 66 145$

$lab^*rgb^*Ma: 0.25 1.0 0.0$

$lab^*olv^*Ma: 0.0 1.0 0.07$

Dreiecks-Helligkeit t^*

%Umfang

$u^*_{rel} = 88$

%Regularität

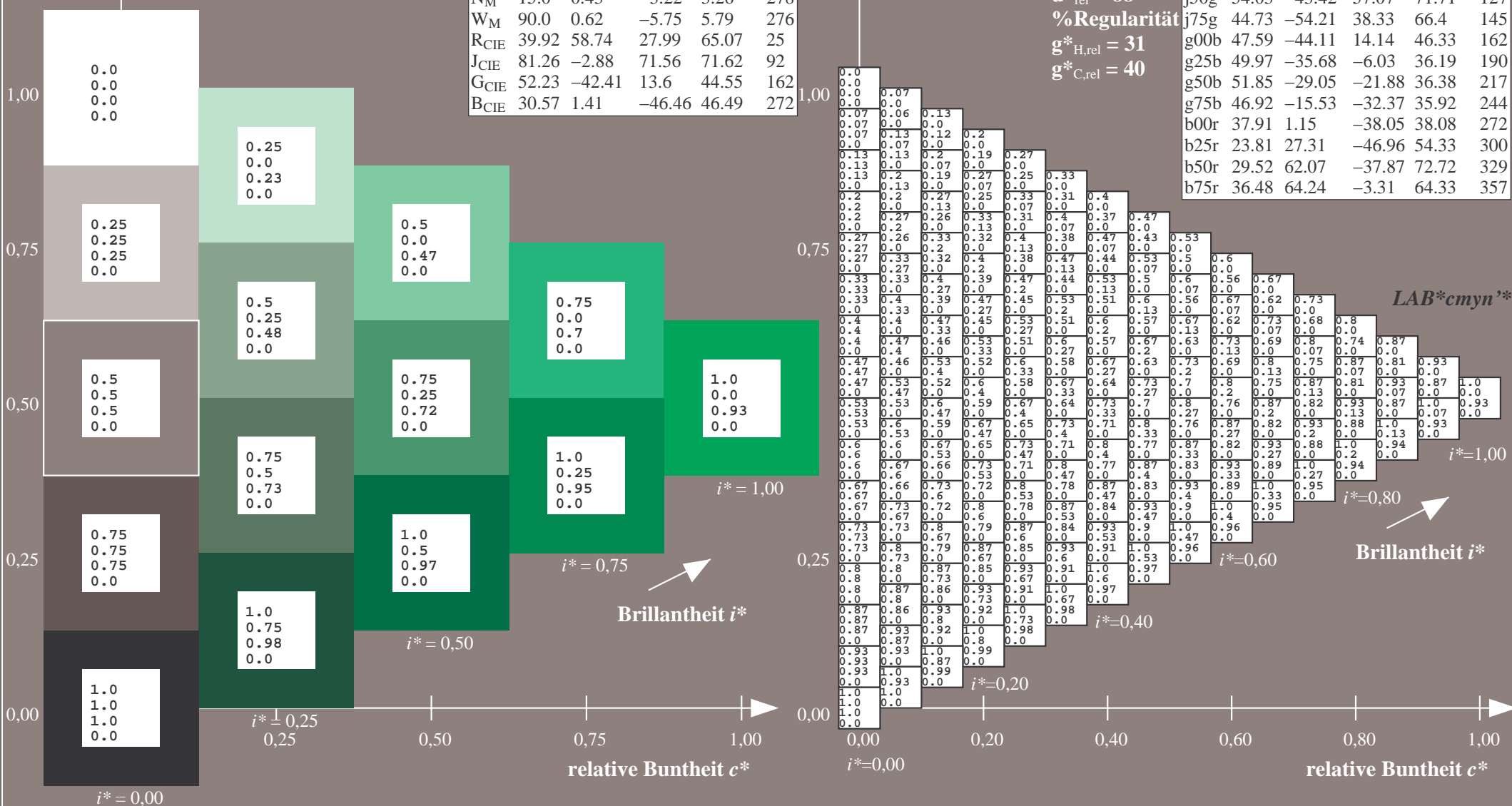
$g^*_{H,rel} = 31$

$g^*_{C,rel} = 40$

$LAB^*cmy^n^*$

FRS15_90aM; adaptierte CIELAB-Daten

	$L^*=L^*_a$	a^*_a	b^*_a	$C^*_{ab,a}$	$h^*_{ab,a}$
r00j	35.47	56.92	27.12	63.05	25
r25j	39.12	49.04	44.45	66.19	42
r50j	50.64	35.19	58.33	68.13	59
r75j	64.01	19.11	74.45	76.87	76
j00g	83.18	-3.93	97.56	97.64	92
j25g	66.73	-26.86	74.66	79.35	110
j50g	54.03	-43.42	57.07	71.71	127
j75g	44.73	-54.21	38.33	66.4	145
g00b	47.59	-44.11	14.14	46.33	162
g25b	49.97	-35.68	-6.03	36.19	190
g50b	51.85	-29.05	-21.88	36.38	217
g75b	46.92	-15.53	-32.37	35.92	244
b00r	37.91	1.15	-38.05	38.08	272
b25r	23.81	27.31	-46.96	54.33	300
b50r	29.52	62.07	-37.87	72.72	329
b75r	36.48	64.24	-3.31	64.33	357



Daten für jede Farbe:

lab^*ich^* und lab^*icu^*

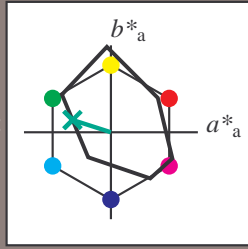
Elementar-Buntontext:

$u^* = g00b$

Kontrastreduzierungsfaktor:

$c_R = 0.9$

Dreiecks-Helligkeit t^*



FRS15_90aM; CIELAB-Daten					
	$L^*=L^*$	a^*	b^*	C^*_{ab}	h^*_{ab}
O _M	35.06	54.41	35.65	65.05	33
Y _M	83.77	-4.03	92.72	92.8	92
L _M	44.13	-55.82	39.15	68.19	145
C _M	52.66	-25.66	-33.24	42.01	232
V _M	14.15	45.64	-56.26	72.45	309
M _M	37.37	71.17	-34.08	78.92	334
N _M	15.0	0.43	-3.22	3.26	278
W _M	90.0	0.62	-5.75	5.79	276
R _{CIE}	39.92	58.74	27.99	65.07	25
J _{CIE}	81.26	-2.88	71.56	71.62	92
G _{CIE}	52.23	-42.41	13.6	44.55	162
B _{CIE}	30.57	1.41	-46.46	46.49	272

Daten für Maximalfarbe (Ma):

$LAB^*LAB^*_{Ma}$: 48 -43 14

$LAB^*LCH^*_{Ma}$: 48 46 162

$lab^*rgb^*_{Ma}$: 0.0 1.0 0.0

$lab^*olv^*_{Ma}$: 0.0 1.0 0.41

Dreiecks-Helligkeit t^*

%Umfang

$u^*_{rel} = 88$

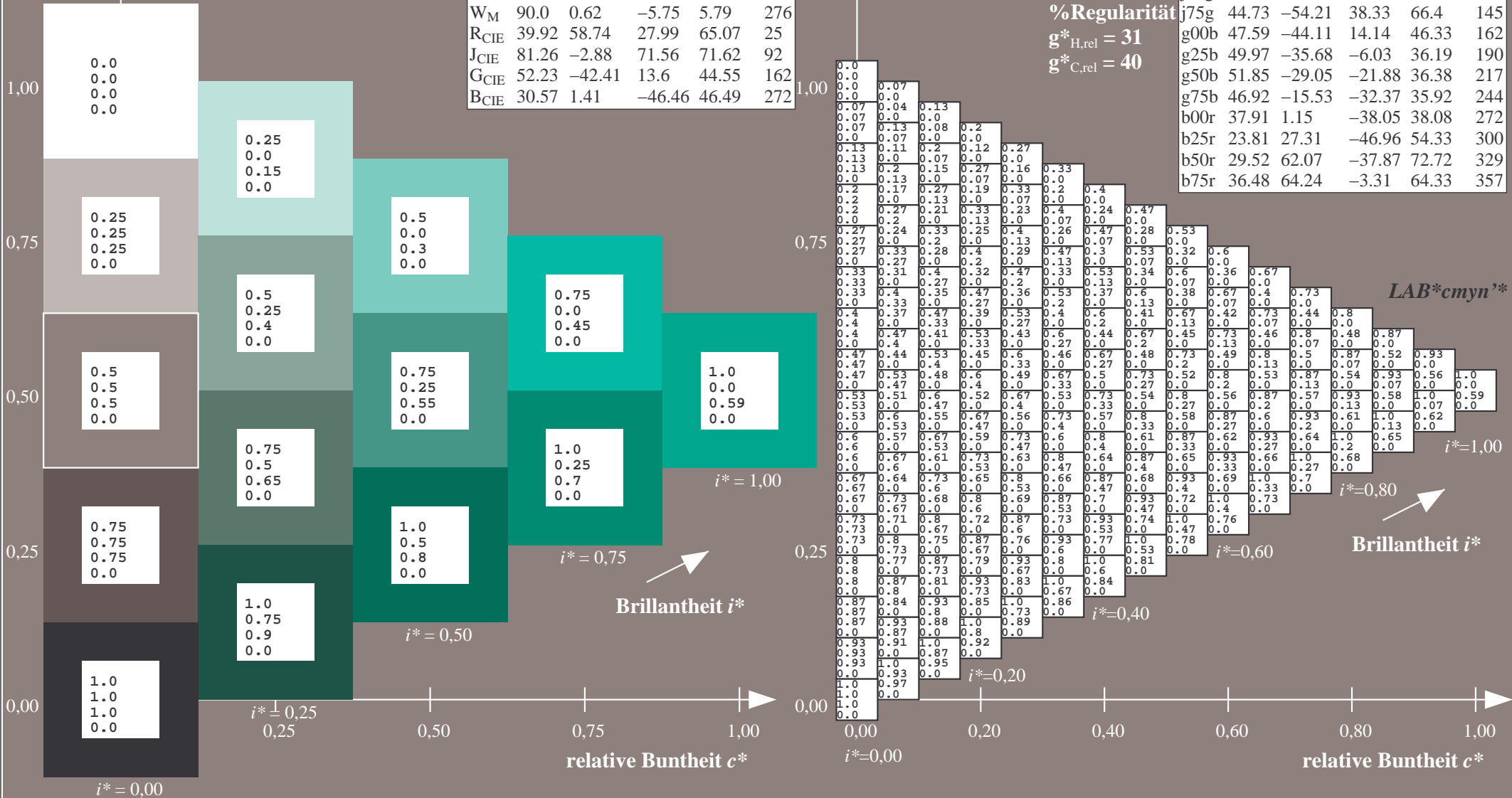
%Regularität

$g^*_{H,rel} = 31$

$g^*_{C,rel} = 40$

$LAB^*cmy^n^*$

FRS15_90aM; adaptierte CIELAB-Daten					
	$L^*=L^*_a$	a^*_a	b^*_a	$C^*_{ab,a}$	$h^*_{ab,a}$
r00j	35.47	56.92	27.12	63.05	25
r25j	39.12	49.04	44.45	66.19	42
r50j	50.64	35.19	58.33	68.13	59
r75j	64.01	19.11	74.45	76.87	76
j00g	83.18	-3.93	97.56	97.64	92
j25g	66.73	-26.86	74.66	79.35	110
j50g	54.03	-43.42	57.07	71.71	127
j75g	44.73	-54.21	38.33	66.4	145
g00b	47.59	-44.11	14.14	46.33	162
g25b	49.97	-35.68	-6.03	36.19	190
g50b	51.85	-29.05	-21.88	36.38	217
g75b	46.92	-15.53	-32.37	35.92	244
b00r	37.91	1.15	-38.05	38.08	272
b25r	23.81	27.31	-46.96	54.33	300
b50r	29.52	62.07	-37.87	72.72	329
b75r	36.48	64.24	-3.31	64.33	357



Daten für jede Farbe:

lab^*ich^* und lab^*icu^*

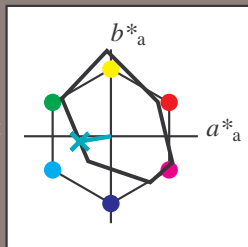
Elementar-Bunntext:

$u^* = g25b$

Kontrastreduzierungsfaktor:

$c_R = 0.9$

Dreiecks-Helligkeit t^*



FRS15_90aM; CIELAB-Daten					
	$L^*=L^*$	a^*	b^*	C^*_{ab}	h^*_{ab}
O _M	35.06	54.41	35.65	65.05	33
Y _M	83.77	-4.03	92.72	92.8	92
L _M	44.13	-55.82	39.15	68.19	145
C _M	52.66	-25.66	-33.24	42.01	232
V _M	14.15	45.64	-56.26	72.45	309
M _M	37.37	71.17	-34.08	78.92	334
N _M	15.0	0.43	-3.22	3.26	278
W _M	90.0	0.62	-5.75	5.79	276
R _{CIE}	39.92	58.74	27.99	65.07	25
J _{CIE}	81.26	-2.88	71.56	71.62	92
G _{CIE}	52.23	-42.41	13.6	44.55	162
B _{CIE}	30.57	1.41	-46.46	46.49	272

Daten für Maximalfarbe (Ma):

$LAB^*LAB^*_{Ma}: 50 \ -35 \ -5$

$LAB^*LCH^*_{Ma}: 50 \ 36 \ 190$

$lab^*rgb^*_{Ma}: 0.0 \ 1.0 \ 0.5$

$lab^*olv^*_{Ma}: 0.0 \ 1.0 \ 0.69$

Dreiecks-Helligkeit t^*

%Umfang

$u^*_{rel} = 88$

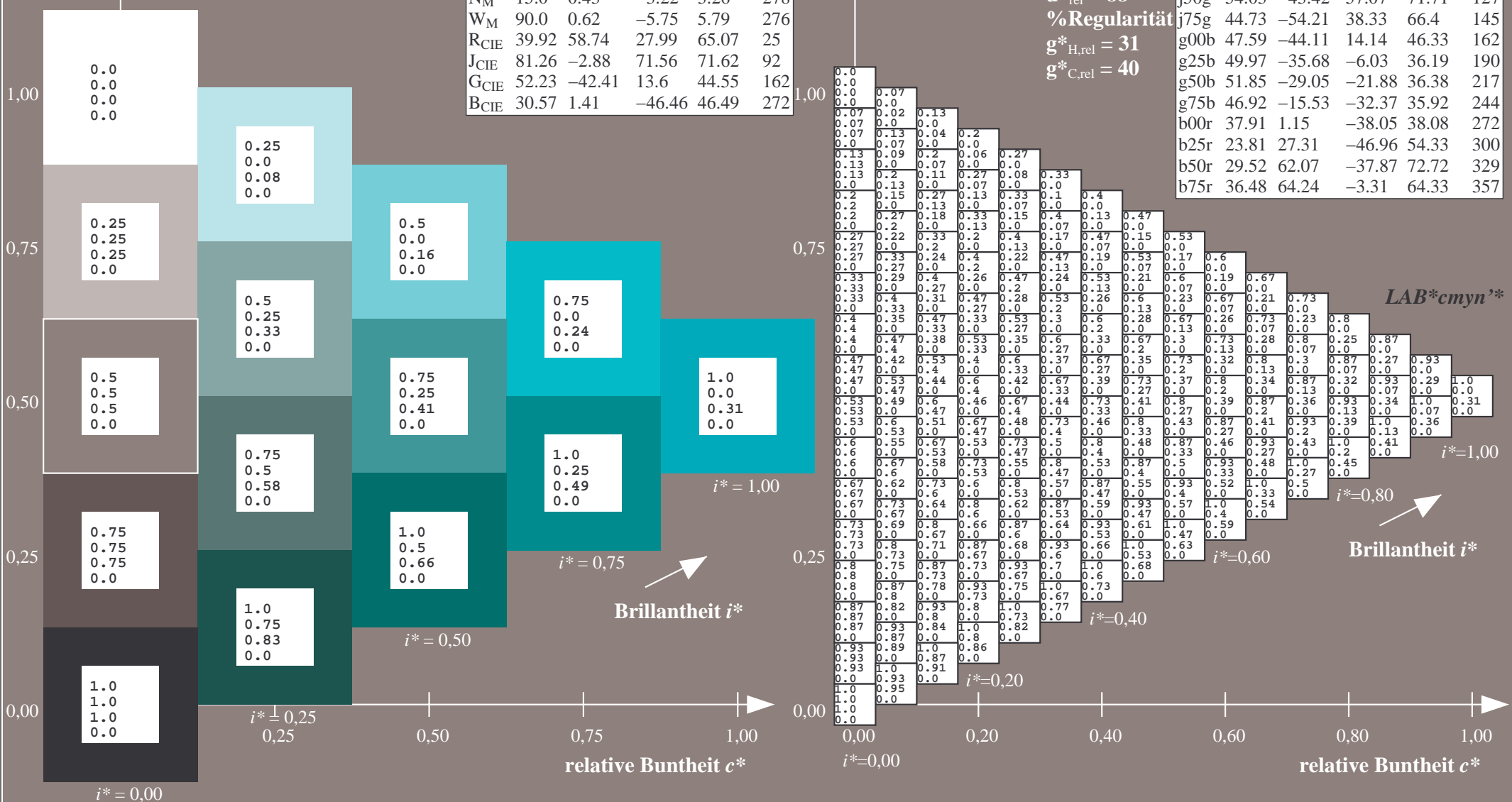
%Regularität

$g^*_{H,rel} = 31$

$g^*_{C,rel} = 40$

$LAB^*cmy^n^*$

FRS15_90aM; adaptierte CIELAB-Daten					
	$L^*=L^*_a$	a^*_a	b^*_a	$C^*_{ab,a}$	$h^*_{ab,a}$
r00j	35.47	56.92	27.12	63.05	25
r25j	39.12	49.04	44.45	66.19	42
r50j	50.64	35.19	58.33	68.13	59
r75j	64.01	19.11	74.45	76.87	76
j00g	83.18	-3.93	97.56	97.64	92
j25g	66.73	-26.86	74.66	79.35	110
j50g	54.03	-43.42	57.07	71.71	127
j75g	44.73	-54.21	38.33	66.4	145
g00b	47.59	-44.11	14.14	46.33	162
g25b	49.97	-35.68	-6.03	36.19	190
g50b	51.85	-29.05	-21.88	36.38	217
g75b	46.92	-15.53	-32.37	35.92	244
b00r	37.91	1.15	-38.05	38.08	272
b25r	23.81	27.31	-46.96	54.33	300
b50r	29.52	62.07	-37.87	72.72	329
b75r	36.48	64.24	-3.31	64.33	357



Daten für jede Farbe:

lab^*ich^* und lab^*icu^*

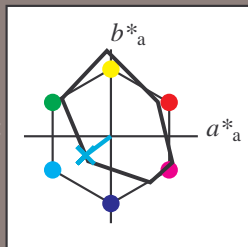
Elementar-Bunntext:

$u^* = g50b$

Kontrastreduzierungsfaktor:

$c_R = 0.9$

Dreiecks-Helligkeit t^*



FRS15_90aM; CIELAB-Daten					
	$L^*=L^*$	a^*	b^*	C^*_{ab}	h^*_{ab}
O _M	35.06	54.41	35.65	65.05	33
Y _M	83.77	-4.03	92.72	92.8	92
L _M	44.13	-55.82	39.15	68.19	145
C _M	52.66	-25.66	-33.24	42.01	232
V _M	14.15	45.64	-56.26	72.45	309
M _M	37.37	71.17	-34.08	78.92	334
N _M	15.0	0.43	-3.22	3.26	278
W _M	90.0	0.62	-5.75	5.79	276
R _{CIE}	39.92	58.74	27.99	65.07	25
J _{CIE}	81.26	-2.88	71.56	71.62	92
G _{CIE}	52.23	-42.41	13.6	44.55	162
B _{CIE}	30.57	1.41	-46.46	46.49	272

Daten für Maximalfarbe (Ma):

$LAB^*LAB^*_{Ma}$: 52 -28 -21

$LAB^*LCH^*_{Ma}$: 52 36 217

$lab^*rgb^*_{Ma}$: 0.0 1.0 1.0

$lab^*olv^*_{Ma}$: 0.0 1.0 0.9

Dreiecks-Helligkeit t^*

%Umfang

$u^*_{rel} = 88$

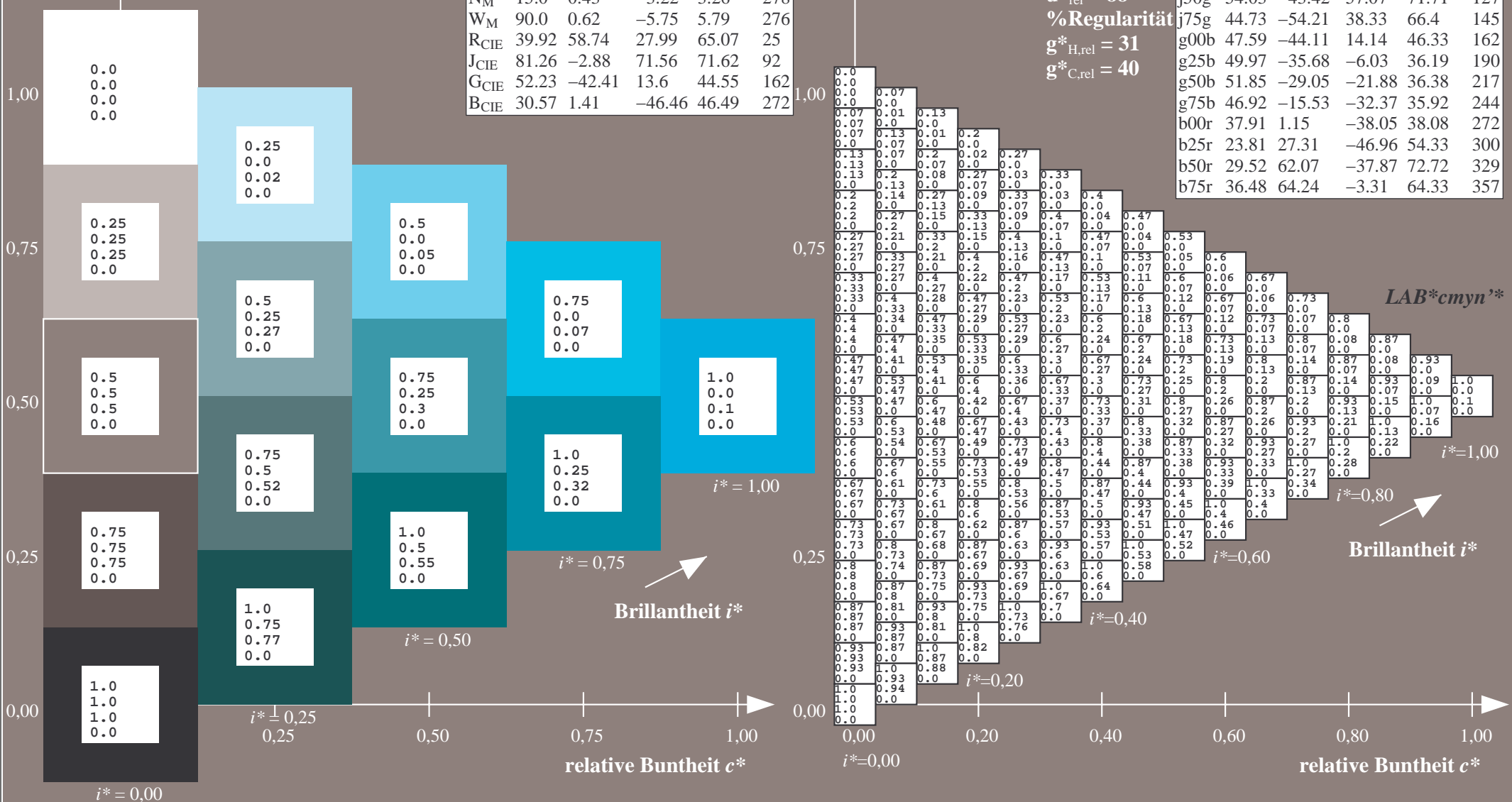
%Regularität

$g^*_{H,rel} = 31$

$g^*_{C,rel} = 40$

$LAB^*cmy^n^*$

FRS15_90aM; adaptierte CIELAB-Daten					
	$L^*=L^*_a$	a^*_a	b^*_a	$C^*_{ab,a}$	$h^*_{ab,a}$
r00j	35.47	56.92	27.12	63.05	25
r25j	39.12	49.04	44.45	66.19	42
r50j	50.64	35.19	58.33	68.13	59
r75j	64.01	19.11	74.45	76.87	76
j00g	83.18	-3.93	97.56	97.64	92
j25g	66.73	-26.86	74.66	79.35	110
j50g	54.03	-43.42	57.07	71.71	127
j75g	44.73	-54.21	38.33	66.4	145
g00b	47.59	-44.11	14.14	46.33	162
g25b	49.97	-35.68	-6.03	36.19	190
g50b	51.85	-29.05	-21.88	36.38	217
g75b	46.92	-15.53	-32.37	35.92	244
b00r	37.91	1.15	-38.05	38.08	272
b25r	23.81	27.31	-46.96	54.33	300
b50r	29.52	62.07	-37.87	72.72	329
b75r	36.48	64.24	-3.31	64.33	357



Daten für jede Farbe:

lab^*ich^* und lab^*icu^*

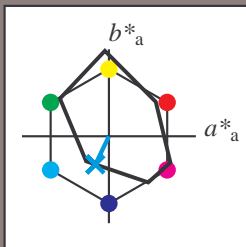
Elementar-Bunntext:

$u^* = g75b$

Kontrastreduzierungsfaktor:

$c_R = 0.9$

Dreiecks-Helligkeit t^*



FRS15_90aM; CIELAB-Daten					
	$L^*=L^*$	a^*	b^*	C^*_{ab}	h^*_{ab}
O _M	35.06	54.41	35.65	65.05	33
Y _M	83.77	-4.03	92.72	92.8	92
L _M	44.13	-55.82	39.15	68.19	145
C _M	52.66	-25.66	-33.24	42.01	232
V _M	14.15	45.64	-56.26	72.45	309
M _M	37.37	71.17	-34.08	78.92	334
N _M	15.0	0.43	-3.22	3.26	278
W _M	90.0	0.62	-5.75	5.79	276
R _{CIE}	39.92	58.74	27.99	65.07	25
J _{CIE}	81.26	-2.88	71.56	71.62	92
G _{CIE}	52.23	-42.41	13.6	44.55	162
B _{CIE}	30.57	1.41	-46.46	46.49	272

Daten für Maximalfarbe (Ma):

$LAB^*LAB^*_{Ma}$: 47 -15 -31

$LAB^*LCH^*_{Ma}$: 47 36 244

$lab^*rgb^*_{Ma}$: 0.0 0.5 1.0

$lab^*olv^*_{Ma}$: 0.0 0.85 1.0

Dreiecks-Helligkeit t^*

%Umfang

$u^*_{rel} = 88$

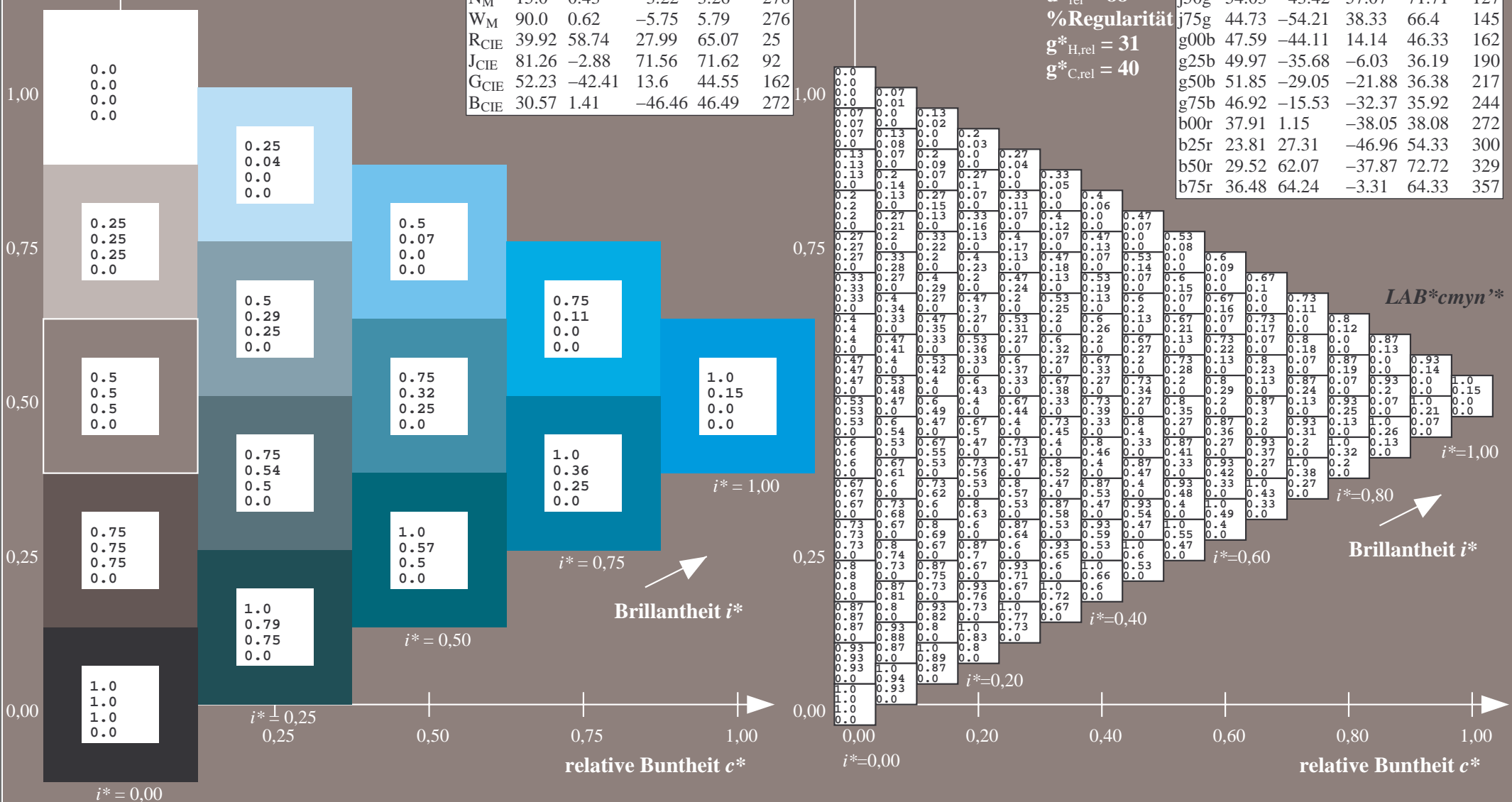
%Regularität

$g^*_{H,rel} = 31$

$g^*_{C,rel} = 40$

$LAB^*cmy^n^*$

FRS15_90aM; adaptierte CIELAB-Daten					
	$L^*=L^*_a$	a^*_a	b^*_a	$C^*_{ab,a}$	$h^*_{ab,a}$
r00j	35.47	56.92	27.12	63.05	25
r25j	39.12	49.04	44.45	66.19	42
r50j	50.64	35.19	58.33	68.13	59
r75j	64.01	19.11	74.45	76.87	76
j00g	83.18	-3.93	97.56	97.64	92
j25g	66.73	-26.86	74.66	79.35	110
j50g	54.03	-43.42	57.07	71.71	127
j75g	44.73	-54.21	38.33	66.4	145
g00b	47.59	-44.11	14.14	46.33	162
g25b	49.97	-35.68	-6.03	36.19	190
g50b	51.85	-29.05	-21.88	36.38	217
g75b	46.92	-15.53	-32.37	35.92	244
b00r	37.91	1.15	-38.05	38.08	272
b25r	23.81	27.31	-46.96	54.33	300
b50r	29.52	62.07	-37.87	72.72	329
b75r	36.48	64.24	-3.31	64.33	357



Daten für jede Farbe:

lab^*ich^* und lab^*icu^*

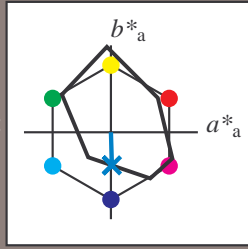
Elementar-Buntontext:

$u^* = b00r$

Kontrastreduzierungsfaktor:

$c_R = 0.9$

Dreiecks-Helligkeit t^*



FRS15_90aM; CIELAB-Daten					
	$L^*=L^*$	a^*	b^*	C^*_{ab}	h^*_{ab}
O _M	35.06	54.41	35.65	65.05	33
Y _M	83.77	-4.03	92.72	92.8	92
L _M	44.13	-55.82	39.15	68.19	145
C _M	52.66	-25.66	-33.24	42.01	232
V _M	14.15	45.64	-56.26	72.45	309
M _M	37.37	71.17	-34.08	78.92	334
N _M	15.0	0.43	-3.22	3.26	278
W _M	90.0	0.62	-5.75	5.79	276
R _{CIE}	39.92	58.74	27.99	65.07	25
J _{CIE}	81.26	-2.88	71.56	71.62	92
G _{CIE}	52.23	-42.41	13.6	44.55	162
B _{CIE}	30.57	1.41	-46.46	46.49	272

Daten für Maximalfarbe (Ma):

$LAB^*LAB^*_{Ma}: 38 \ 1 \ -37$

$LAB^*LCH^*_{Ma}: 38 \ 38 \ 272$

$lab^*rgb^*_{Ma}: 0.0 \ 0.0 \ 1.0$

$lab^*olv^*_{Ma}: 0.0 \ 0.62 \ 1.0$

Dreiecks-Helligkeit t^*

%Umfang

$u^*_{rel} = 88$

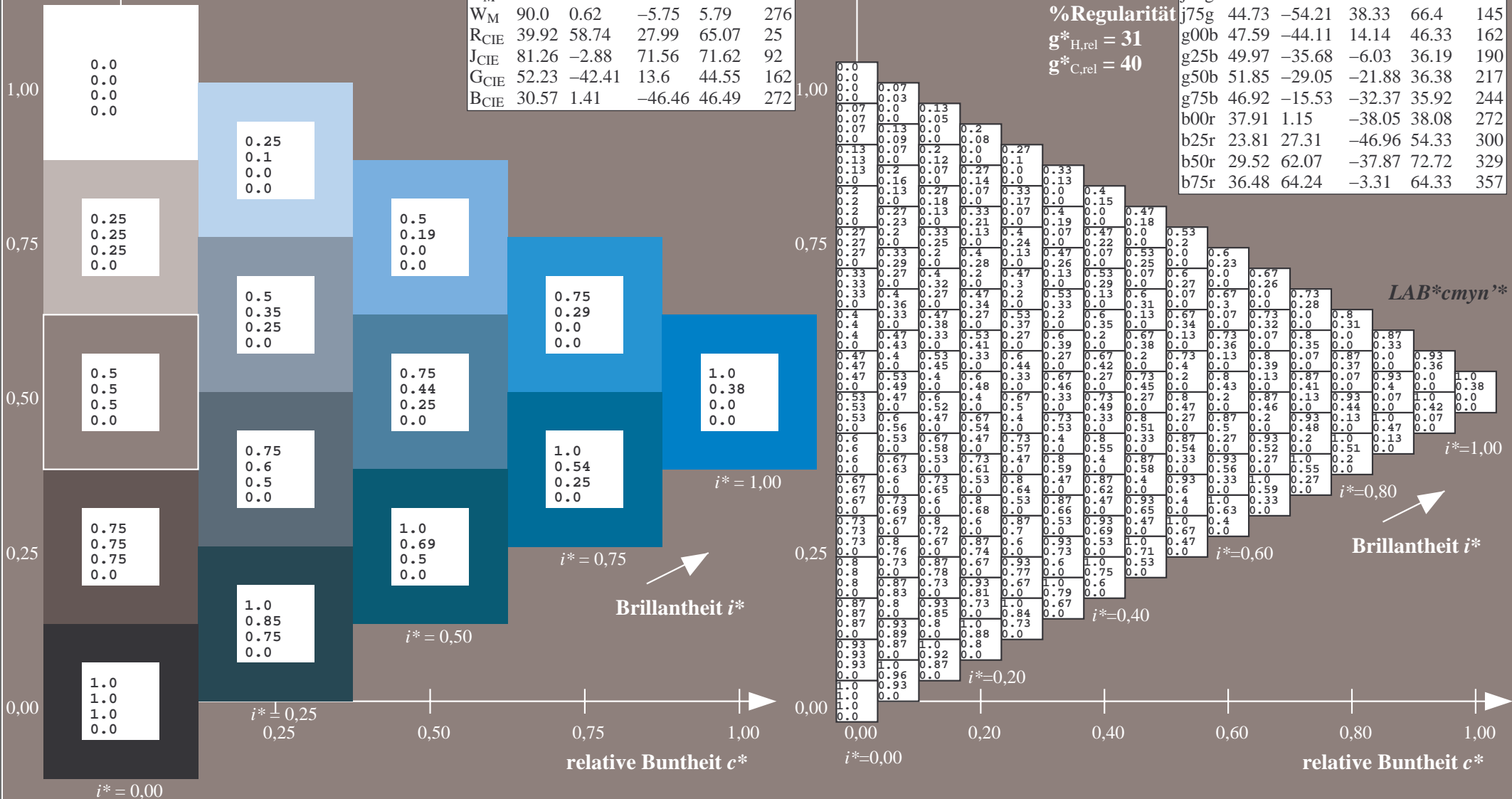
%Regularität

$g^*_{H,rel} = 31$

$g^*_{C,rel} = 40$

$LAB^*cmy^n^*$

FRS15_90aM; adaptierte CIELAB-Daten					
	$L^*=L^*_a$	a^*_a	b^*_a	$C^*_{ab,a}$	$h^*_{ab,a}$
r00j	35.47	56.92	27.12	63.05	25
r25j	39.12	49.04	44.45	66.19	42
r50j	50.64	35.19	58.33	68.13	59
r75j	64.01	19.11	74.45	76.87	76
j00g	83.18	-3.93	97.56	97.64	92
j25g	66.73	-26.86	74.66	79.35	110
j50g	54.03	-43.42	57.07	71.71	127
j75g	44.73	-54.21	38.33	66.4	145
g00b	47.59	-44.11	14.14	46.33	162
g25b	49.97	-35.68	-6.03	36.19	190
g50b	51.85	-29.05	-21.88	36.38	217
g75b	46.92	-15.53	-32.37	35.92	244
b00r	37.91	1.15	-38.05	38.08	272
b25r	23.81	27.31	-46.96	54.33	300
b50r	29.52	62.07	-37.87	72.72	329
b75r	36.48	64.24	-3.31	64.33	357



Daten für jede Farbe:

lab^*ich^* und lab^*icu^*

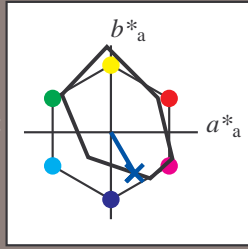
Elementar-Buntontext:

$u^* = b25r$

Kontrastreduzierungsfaktor:

$c_R = 0.9$

Dreiecks-Helligkeit t^*



FRS15_90aM; CIELAB-Daten					
	$L^*=L^*$	a^*	b^*	C^*_{ab}	h^*_{ab}
O _M	35.06	54.41	35.65	65.05	33
Y _M	83.77	-4.03	92.72	92.8	92
L _M	44.13	-55.82	39.15	68.19	145
C _M	52.66	-25.66	-33.24	42.01	232
V _M	14.15	45.64	-56.26	72.45	309
M _M	37.37	71.17	-34.08	78.92	334
N _M	15.0	0.43	-3.22	3.26	278
W _M	90.0	0.62	-5.75	5.79	276
R _{CIE}	39.92	58.74	27.99	65.07	25
J _{CIE}	81.26	-2.88	71.56	71.62	92
G _{CIE}	52.23	-42.41	13.6	44.55	162
B _{CIE}	30.57	1.41	-46.46	46.49	272

Daten für Maximalfarbe (Ma):

$LAB^*LAB^*_{Ma}$: 24 27 -46

$LAB^*LCH^*_{Ma}$: 24 54 300

$lab^*rgb^*_{Ma}$: 0.5 0.0 1.0

$lab^*olv^*_{Ma}$: 0.0 0.25 1.0

Dreiecks-Helligkeit t^*

%Umfang

$u^*_{rel} = 88$

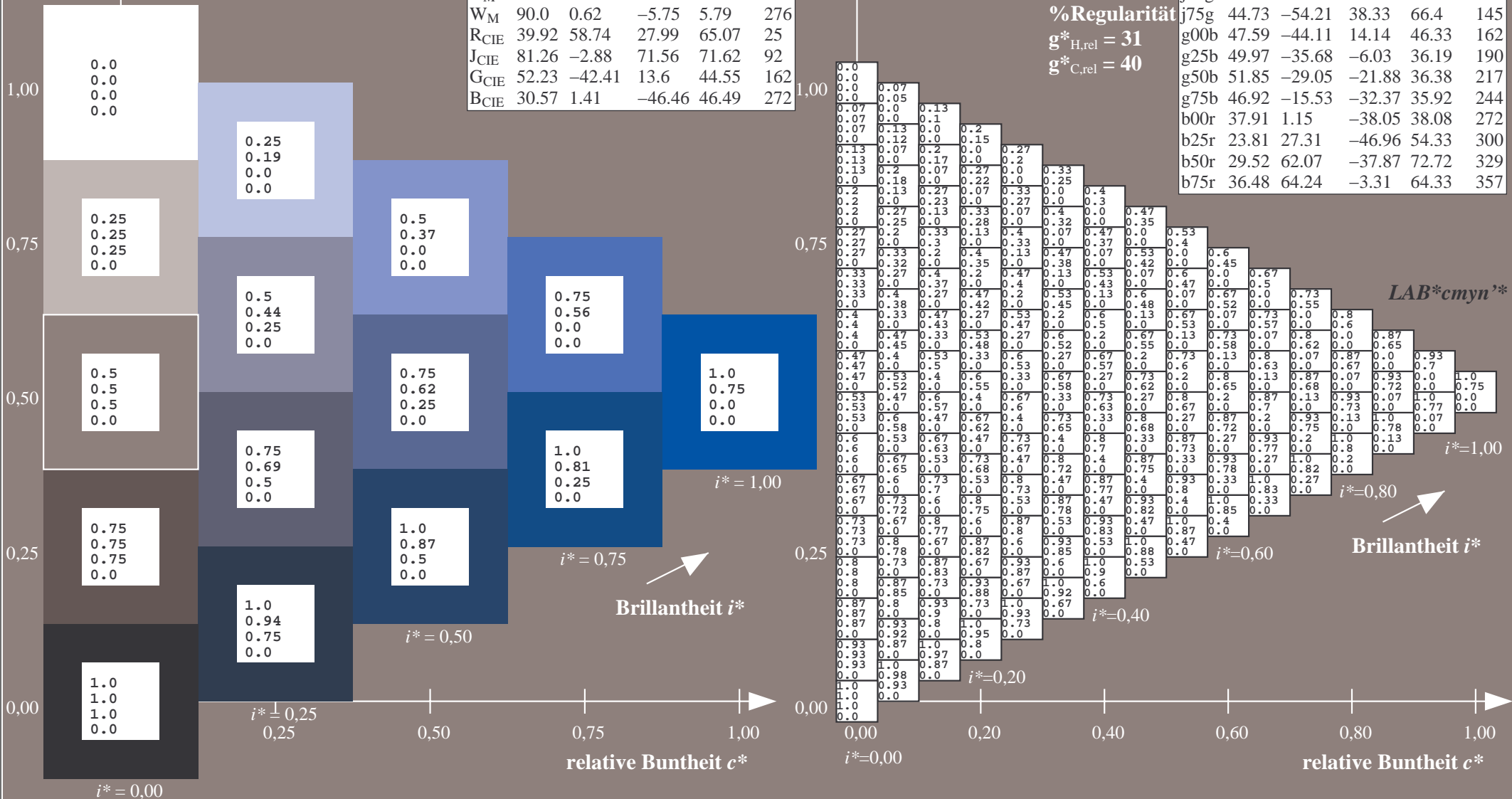
%Regularität

$g^*_{H,rel} = 31$

$g^*_{C,rel} = 40$

$LAB^*cmy^n^*$

FRS15_90aM; adaptierte CIELAB-Daten					
	$L^*=L^*_a$	a^*_a	b^*_a	$C^*_{ab,a}$	$h^*_{ab,a}$
r00j	35.47	56.92	27.12	63.05	25
r25j	39.12	49.04	44.45	66.19	42
r50j	50.64	35.19	58.33	68.13	59
r75j	64.01	19.11	74.45	76.87	76
j00g	83.18	-3.93	97.56	97.64	92
j25g	66.73	-26.86	74.66	79.35	110
j50g	54.03	-43.42	57.07	71.71	127
j75g	44.73	-54.21	38.33	66.4	145
g00b	47.59	-44.11	14.14	46.33	162
g25b	49.97	-35.68	-6.03	36.19	190
g50b	51.85	-29.05	-21.88	36.38	217
g75b	46.92	-15.53	-32.37	35.92	244
b00r	37.91	1.15	-38.05	38.08	272
b25r	23.81	27.31	-46.96	54.33	300
b50r	29.52	62.07	-37.87	72.72	329
b75r	36.48	64.24	-3.31	64.33	357



Daten für jede Farbe:

lab^*ich^* und lab^*icu^*

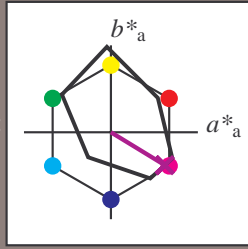
Elementar-Buntontext:

$u^* = b50r$

Kontrastreduzierungsfaktor:

$c_R = 0,9$

Dreiecks-Helligkeit t^*



FRS15_90aM; CIELAB-Daten					
	$L^*=L^*$	a^*	b^*	C^*_{ab}	h^*_{ab}
O _M	35.06	54.41	35.65	65.05	33
Y _M	83.77	-4.03	92.72	92.8	92
L _M	44.13	-55.82	39.15	68.19	145
C _M	52.66	-25.66	-33.24	42.01	232
V _M	14.15	45.64	-56.26	72.45	309
M _M	37.37	71.17	-34.08	78.92	334
N _M	15.0	0.43	-3.22	3.26	278
W _M	90.0	0.62	-5.75	5.79	276
R _{CIE}	39.92	58.74	27.99	65.07	25
J _{CIE}	81.26	-2.88	71.56	71.62	92
G _{CIE}	52.23	-42.41	13.6	44.55	162
B _{CIE}	30.57	1.41	-46.46	46.49	272

Daten für Maximalfarbe (Ma):

$LAB^*LAB^*_{Ma}$: 30 62 -37

$LAB^*LCH^*_{Ma}$: 30 73 329

$lab^*rgb^*_{Ma}$: 1.0 0.0 1.0

$lab^*olv^*_{Ma}$: 0.66 0.0 1.0

Dreiecks-Helligkeit t^*

%Umfang

$u^*_{rel} = 88$

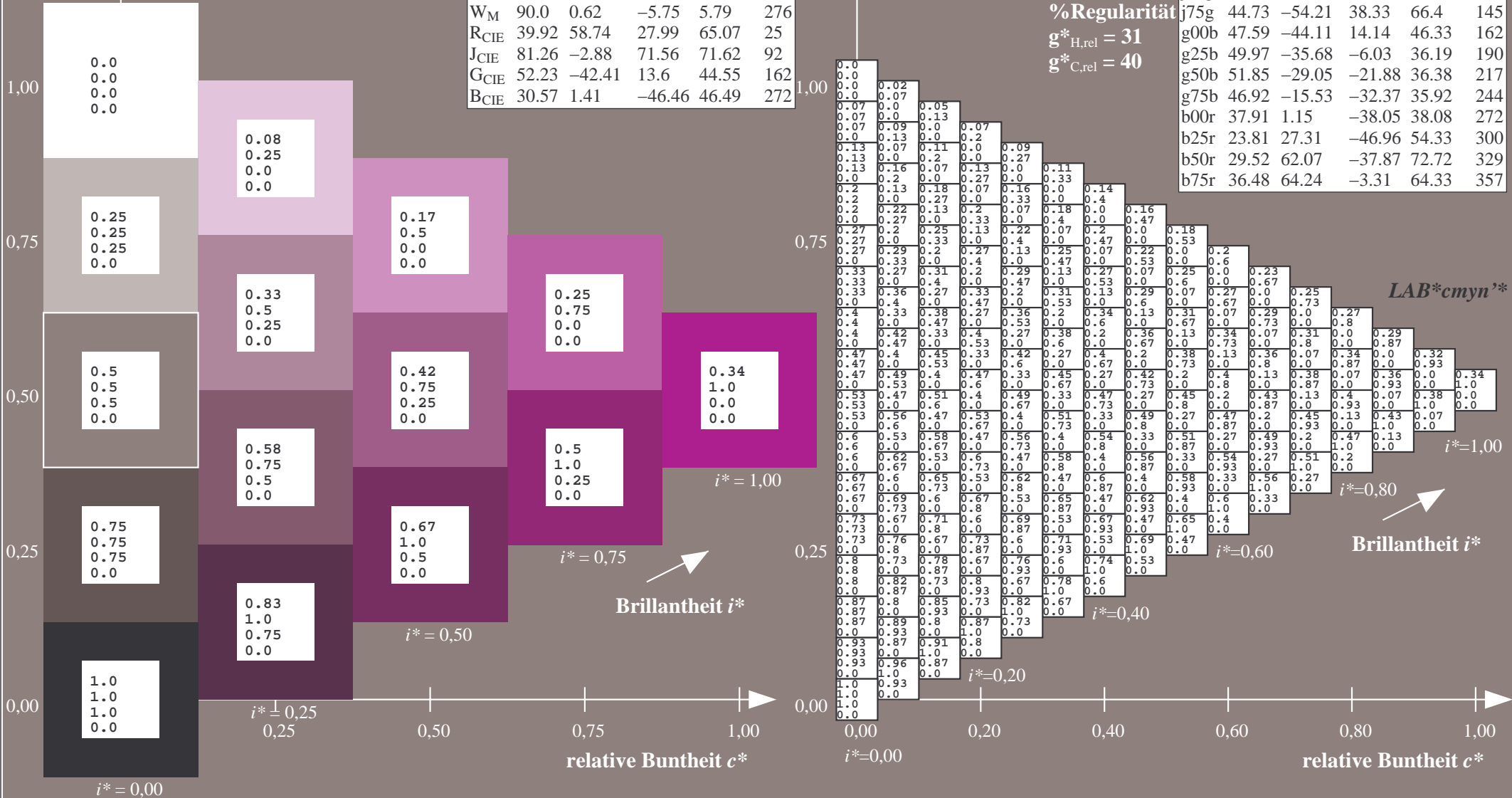
%Regularität

$g^*_{H,rel} = 31$

$g^*_{C,rel} = 40$

$LAB^*cmy^n^*$

FRS15_90aM; adaptierte CIELAB-Daten					
	$L^*=L^*_a$	a^*_a	b^*_a	$C^*_{ab,a}$	$h^*_{ab,a}$
r00j	35.47	56.92	27.12	63.05	25
r25j	39.12	49.04	44.45	66.19	42
r50j	50.64	35.19	58.33	68.13	59
r75j	64.01	19.11	74.45	76.87	76
j00g	83.18	-3.93	97.56	97.64	92
j25g	66.73	-26.86	74.66	79.35	110
j50g	54.03	-43.42	57.07	71.71	127
j75g	44.73	-54.21	38.33	66.4	145
g00b	47.59	-44.11	14.14	46.33	162
g25b	49.97	-35.68	-6.03	36.19	190
g50b	51.85	-29.05	-21.88	36.38	217
g75b	46.92	-15.53	-32.37	35.92	244
b00r	37.91	1.15	-38.05	38.08	272
b25r	23.81	27.31	-46.96	54.33	300
b50r	29.52	62.07	-37.87	72.72	329
b75r	36.48	64.24	-3.31	64.33	357



Daten für jede Farbe:

lab^*ich^* und lab^*icu^*

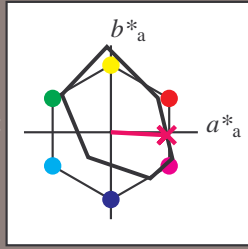
Elementar-Buntonkontext:

$u^* = b75r$

Kontrastreduzierungsfaktor:

$c_R = 0.9$

Dreiecks-Helligkeit t^*



FRS15_90aM; CIELAB-Daten					
	$L^*=L^*$	a^*	b^*	C^*_{ab}	h^*_{ab}
O _M	35.06	54.41	35.65	65.05	33
Y _M	83.77	-4.03	92.72	92.8	92
L _M	44.13	-55.82	39.15	68.19	145
C _M	52.66	-25.66	-33.24	42.01	232
V _M	14.15	45.64	-56.26	72.45	309
M _M	37.37	71.17	-34.08	78.92	334
N _M	15.0	0.43	-3.22	3.26	278
W _M	90.0	0.62	-5.75	5.79	276
R _{CIE}	39.92	58.74	27.99	65.07	25
J _{CIE}	81.26	-2.88	71.56	71.62	92
G _{CIE}	52.23	-42.41	13.6	44.55	162
B _{CIE}	30.57	1.41	-46.46	46.49	272

Daten für Maximalfarbe (Ma):

$LAB^*LAB^*_{Ma}: 36\ 64\ -2$

$LAB^*LCH^*_{Ma}: 36\ 64\ 357$

$lab^*rgb^*_{Ma}: 1.0\ 0.0\ 0.5$

$lab^*olv^*_{Ma}: 1.0\ 0.0\ 0.62$

Dreiecks-Helligkeit t^*

%Umfang

$u^*_{rel} = 88$

%Regularität

$g^*_{H,rel} = 31$

$g^*_{C,rel} = 40$

$LAB^*cmy^n^*$

FRS15_90aM; adaptierte CIELAB-Daten					
	$L^*=L^*_a$	a^*_a	b^*_a	$C^*_{ab,a}$	$h^*_{ab,a}$
r00j	35.47	56.92	27.12	63.05	25
r25j	39.12	49.04	44.45	66.19	42
r50j	50.64	35.19	58.33	68.13	59
r75j	64.01	19.11	74.45	76.87	76
j00g	83.18	-3.93	97.56	97.64	92
j25g	66.73	-26.86	74.66	79.35	110
j50g	54.03	-43.42	57.07	71.71	127
j75g	44.73	-54.21	38.33	66.4	145
g00b	47.59	-44.11	14.14	46.33	162
g25b	49.97	-35.68	-6.03	36.19	190
g50b	51.85	-29.05	-21.88	36.38	217
g75b	46.92	-15.53	-32.37	35.92	244
b00r	37.91	1.15	-38.05	38.08	272
b25r	23.81	27.31	-46.96	54.33	300
b50r	29.52	62.07	-37.87	72.72	329
b75r	36.48	64.24	-3.31	64.33	357

