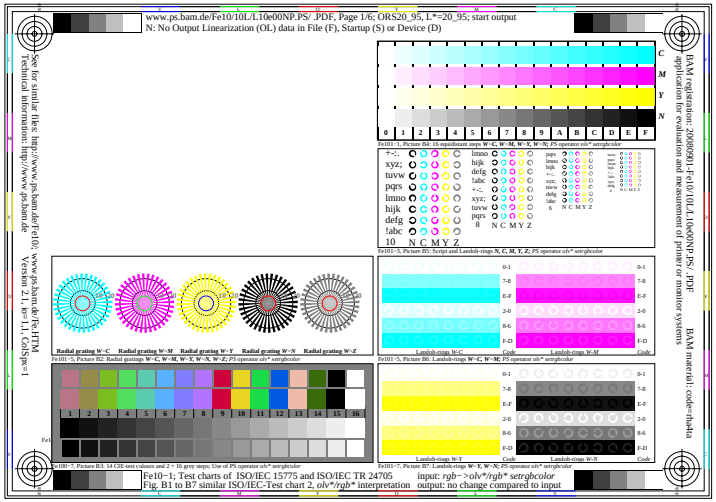
www.ps.bam.de/Fe10/10L/L10e00NP.PS/ .PDF, Page 1/6; ORS20_95, L*=20_95; start output
N: No Output Linearization (OL) data in File (F), Startup (S) or Device (D)
See for similar files: http://www.ps.bam.de/Fe10/; www.ps.bam.de/Fe.HTM
Technical information: http://www.ps.bam.de/
Version 2.1, ie*-L1, Colsys=1
BAM registration: 20080901-Fe10/10L/L10e00NP.PS/ .PDF
application for evaluation and measurement of printer or monitor systems
BAM material: code=tba4a
Fe10-1, Picture B4: 16 equidistant steps W-C, W-M, W-Y, W-N; PS operator ob* setrgbcolor
Fe10-3, Picture B5: Script and Landolt-rings N, C, M, Y, Z; PS operator ob* setrgbcolor
Fe10-5, Picture B2: Radial gratings W-C, W-M, W-Y, W-N, W-Z; PS operator ob* setrgbcolor
Fe10-5, Picture B6: Landolt-rings W-C, W-M; PS operator ob* setrgbcolor
Fe10-5, Picture B7: Landolt-rings W-Y, W-N; PS operator ob* setrgbcolor
Fe10-7, Picture B3: 14 CIE-test colours and 2 * 16 grey steps; Use of PS operator ob* setrgbcolor
Fe10-7, Picture B7N: Landolt-rings W-Y, W-N; PS operator ob* setrgbcolor
Fe10−1; Test charts of ISO/IEC 15775 and ISO/IEC TR 24705
Fig. B1 to B7 similar ISO/IEC-Test chart 2, olv*/rgb* interpretation
input: rgb−>olv*/rgb* setrgbcolor
output: no change compared to input


www.ps.bam.de/Fe10/10L/L10e00NP.PS/ .PDF, Page 1/6; ORS20_95, L*=20_95; start output
N: No Output Linearization (OL) data in File (F), Startup (S) or Device (D)
See for similar files: http://www.ps.bam.de/Fe10/; www.ps.bam.de/Fe.HTM
Technical information: http://www.ps.bam.de/
Version 2.1, ie*-L1, Colsys=1
BAM registration: 20080901-Fe10/10L/L10e00NP.PS/ .PDF
application for evaluation and measurement of printer or monitor systems
BAM material: code=tba4a
Fe10-1, Picture B4N: 16 equidistant steps N-C, N-M, N-Y, W-N; PS operator ob* setrgbcolor
Fe10-1, Picture B4Z: 16 equidistant steps Z-C, Z-M, Z-Y, W-N; PS operator ob* setrgbcolor
Fe10-3, Picture B5N: Script and Landolt-rings W, C, M, Y, Z; PS operator ob* setrgbcolor
Fe10-3, Picture B5Z: Script and Landolt-rings N, C, M, Y, W; PS operator ob* setrgbcolor
Fe10-5, Picture B6N: Landolt-rings N-C, N-M; PS operator ob* setrgbcolor
Fe10-5, Picture B6Z: Landolt-rings Z-C, Z-M; PS operator ob* setrgbcolor
Fe10-7, Picture B7N: Landolt-rings N-Y, W-N; PS operator ob* setrgbcolor
Fe10-7, Picture B7Z: Landolt-rings Z-Y, W-N; PS operator ob* setrgbcolor
Fe10−2; Test charts of ISO/IEC 15775 and ISO/IEC TR 24705
Fig. B4 to B7 similar ISO/IEC-Test chart 2, olv*/rgb* interpretation
input: rgb−>olv*/rgb* setrgbcolor
output: no change compared to input

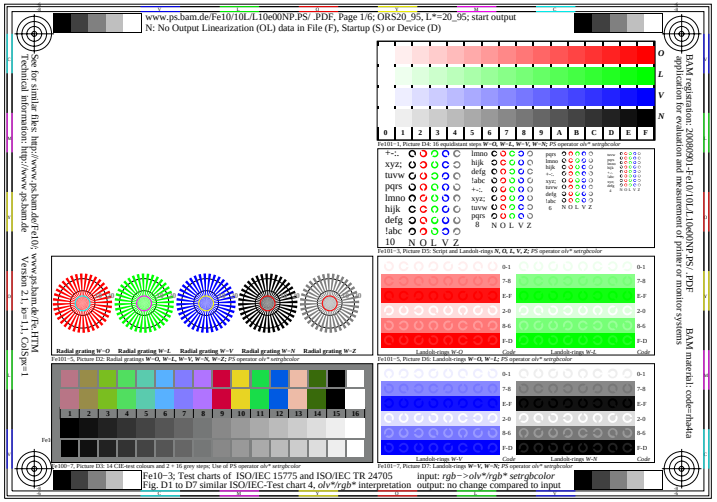
www.ps.bam.de/Fe10/10L/L10e00NP.PS/ .PDF, Page 1/6; ORS20_95, L*=20_95; start output
N: No Output Linearization (OL) data in File (F), Startup (S) or Device (D)
See for similar files: http://www.ps.bam.de/Fe10/; www.ps.bam.de/Fe.HTM
Technical information: http://www.ps.bam.de/
Version 2.1, ie*-L1, Colsys=1
BAM registration: 20080901-Fe10/10L/L10e00NP.PS/ .PDF
application for evaluation and measurement of printer or monitor systems
BAM material: code=tba4a
Fe10-1, Picture D4: 16 equidistant steps W-O, W-L, W-V, W-N; PS operator ob* setrgbcolor
Fe10-3, Picture D5: Script and Landolt-rings N, O, L, V, Z; PS operator ob* setrgbcolor
Fe10-5, Picture D2: Radial gratings W-O, W-L, W-V, W-N, W-Z; PS operator ob* setrgbcolor
Fe10-5, Picture D6: Landolt-rings W-O, W-L; PS operator ob* setrgbcolor
Fe10-7, Picture D3: 14 CIE-test colours and 2 * 16 grey steps; Use of PS operator ob* setrgbcolor
Fe10−3; Test charts of ISO/IEC 15775 and ISO/IEC TR 24705
Fig. D1 to D7 similar ISO/IEC-Test chart 4, olv*/rgb* interpretation
input: rgb−>olv*/rgb* setrgbcolor
output: no change compared to input


www.ps.bam.de/Fe10/10L/L10e00NP.PS/ .PDF, Page 1/6; ORS20_95, L*=20_95; start output
N: No Output Linearization (OL) data in File (F), Startup (S) or Device (D)
See for similar files: http://www.ps.bam.de/Fe10/; www.ps.bam.de/Fe.HTM
Technical information: http://www.ps.bam.de/
Version 2.1, ie*-L1, Colsys=1
BAM registration: 20080901-Fe10/10L/L10e00NP.PS/ .PDF
application for evaluation and measurement of printer or monitor systems
BAM material: code=tba4a
Fe10-1, Picture D4N: 16 equidistant steps N-O, N-L, N-V, W-N; PS operator ob* setrgbcolor
Fe10-1, Picture D4Z: 16 equidistant steps Z-O, Z-L, Z-V, W-N; PS operator ob* setrgbcolor
Fe10-3, Picture D5N: Script and Landolt-rings W, O, L, V, Z; PS operator ob* setrgbcolor
Fe10-3, Picture D5Z: Script and Landolt-rings N, O, L, V, W; PS operator ob* setrgbcolor
Fe10-5, Picture D6N: Landolt-rings N-O, N-L; PS operator ob* setrgbcolor
Fe10-5, Picture D6Z: Landolt-rings Z-O, Z-L; PS operator ob* setrgbcolor
Fe10-7, Picture D7N: Landolt-rings N-Y, W-N; PS operator ob* setrgbcolor
Fe10-7, Picture D7Z: Landolt-rings Z-Y, W-N; PS operator ob* setrgbcolor
Fe10−4; Test charts of ISO/IEC 15775 and ISO/IEC TR 24705
Fig. D4 to D7 similar ISO/IEC-Test chart 4, olv*/rgb* interpretation
input: rgb−>olv*/rgb* setrgbcolor
output: no change compared to input

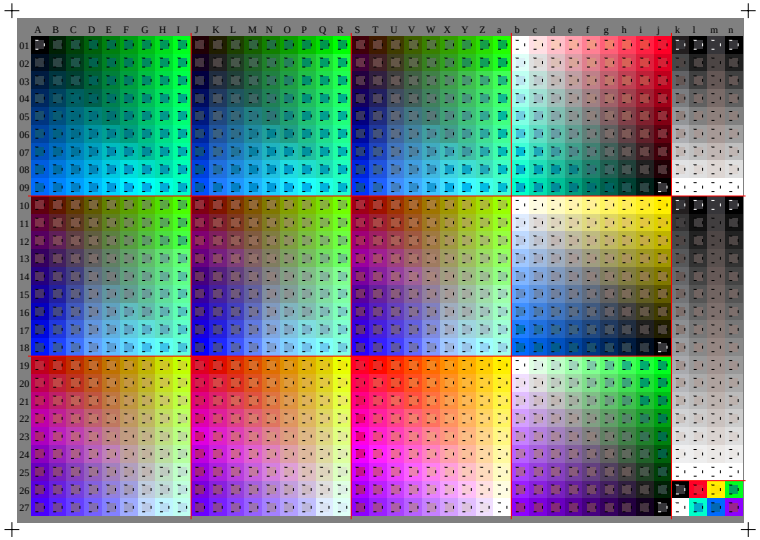

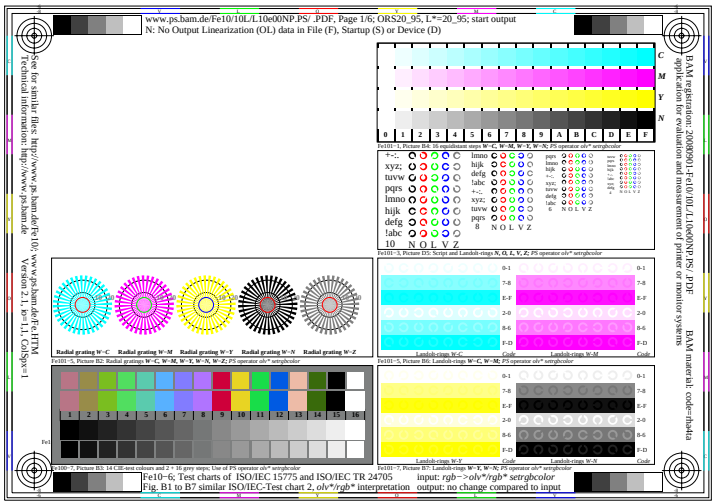
www.ps.bam.de/Fe10/10L/L10e00NP.PS/ .PDF, Page 1/6; ORS20_95, L*=20_95; start output
N: No Output Linearization (OL) data in File (F), Startup (S) or Device (D)
See for similar files: http://www.ps.bam.de/Fe10/; www.ps.bam.de/Fe.HTM
Technical information: http://www.ps.bam.de/
Version 2.1, ie*-L1, Colsys=1
BAM registration: 20080901-Fe10/10L/L10e00NP.PS/ .PDF
application for evaluation and measurement of printer or monitor systems
BAM material: code=tba4a
Fe10-1, Picture B4: 16 equidistant steps W-C, W-M, W-Y, W-N; PS operator ob* setrgbcolor
Fe10-3, Picture B5: Script and Landolt-rings N, C, M, Y, Z; PS operator ob* setrgbcolor
Fe10-5, Picture B2: Radial gratings W-C, W-M, W-Y, W-N, W-Z; PS operator ob* setrgbcolor
Fe10-5, Picture B6: Landolt-rings W-C, W-M; PS operator ob* setrgbcolor
Fe10-7, Picture B3: 14 CIE-test colours and 2 * 16 grey steps; Use of PS operator ob* setrgbcolor
Fe10-7, Picture B7N: Landolt-rings W-Y, W-N; PS operator ob* setrgbcolor
Fe10−6; Test charts of ISO/IEC 15775 and ISO/IEC TR 24705
Fig. B1 to B7 similar ISO/IEC-Test chart 2, olv*/rgb* interpretation
input: rgb−>olv*/rgb* setrgbcolor
output: no change compared to input


www.ps.bam.de/Fe10/10L/L10e00NP.PS/ .PDF, Page 1/6; ORS20_95, L*=20_95; start output
N: No Output Linearization (OL) data in File (F), Startup (S) or Device (D)
See for similar files: http://www.ps.bam.de/Fe10/; www.ps.bam.de/Fe.HTM
Technical information: http://www.ps.bam.de/
Version 2.1, ie*-L1, Colsys=1
BAM registration: 20080901-Fe10/10L/L10e00NP.PS/ .PDF
application for evaluation and measurement of printer or monitor systems
BAM material: code=tba4a
Fe10-1, Picture B4C: 16 equidistant steps W-C, W-M, W-Y, W-N; PS operator ob* setrgbcolor
Fe10-1, Picture B4Z: 16 equidistant steps Z-C, Z-M, Z-Y, W-N; PS operator ob* setrgbcolor
Fe10-3, Picture B5N: Script and Landolt-rings W, C, M, Y, Z; PS operator ob* setrgbcolor
Fe10-3, Picture B5Z: Script and Landolt-rings N, C, M, Y, W; PS operator ob* setrgbcolor
Fe10-5, Picture B6N: Landolt-rings W-C, N-C, N-M; PS operator ob* setrgbcolor
Fe10-5, Picture B6Z: Landolt-rings Z-C, Z-M; PS operator ob* setrgbcolor
Fe10-7, Picture B7N: Landolt-rings N-Y, W-N; PS operator ob* setrgbcolor
Fe10-7, Picture B7Z: Landolt-rings Z-Y, W-N; PS operator ob* setrgbcolor
Fe10−7; Test charts of ISO/IEC 15775 and ISO/IEC TR 24705
Fig. B4 to B7 similar ISO/IEC-Test chart 2, olv*/rgb* interpretation
input: rgb−>olv*/rgb* setrgbcolor
output: no change compared to input

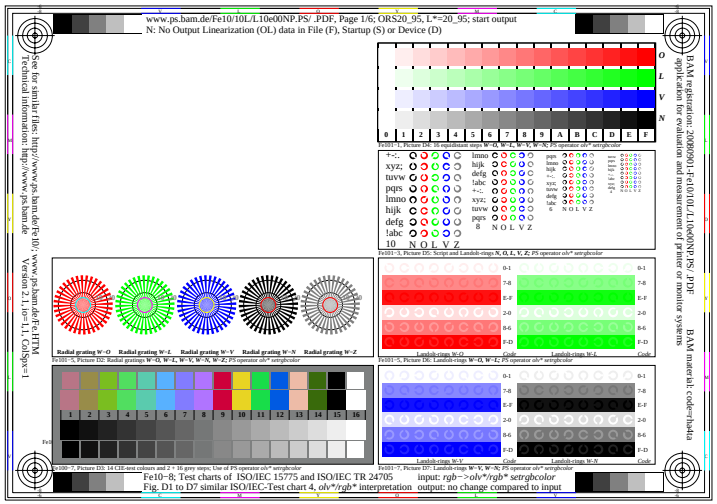
www.ps.bam.de/Fe10/10L/L10e00NP.PS/ .PDF, Page 1/6; ORS20_95, L*=20_95; start output
N: No Output Linearization (OL) data in File (F), Startup (S) or Device (D)
See for similar files: http://www.ps.bam.de/Fe10/; www.ps.bam.de/Fe.HTM
Technical information: http://www.ps.bam.de/
Version 2.1, ie*-L1, Colsys=1
BAM registration: 20080901-Fe10/10L/L10e00NP.PS/ .PDF
application for evaluation and measurement of printer or monitor systems
BAM material: code=tba4a
Fe10-1, Picture D4: 16 equidistant steps W-O, W-L, W-V, W-N; PS operator ob* setrgbcolor
Fe10-3, Picture D5: Script and Landolt-rings N, O, L, V, Z; PS operator ob* setrgbcolor
Fe10-5, Picture D2: Radial gratings W-O, W-L, W-V, W-N, W-Z; PS operator ob* setrgbcolor
Fe10-5, Picture D6: Landolt-rings W-O, W-L; PS operator ob* setrgbcolor
Fe10-7, Picture D3: 14 CIE-test colours and 2 * 16 grey steps; Use of PS operator ob* setrgbcolor
Fe10-7, Picture D7N: Landolt-rings W-Y, W-N; PS operator ob* setrgbcolor
Fe10−8; Test charts of ISO/IEC 15775 and ISO/IEC TR 24705
Fig. D1 to D7 similar ISO/IEC-Test chart 4, olv*/rgb* interpretation
input: rgb−>olv*/rgb* setrgbcolor
output: no change compared to input


www.ps.bam.de/Fe10/10L/L10e00NP.PS/ .PDF, Page 1/6; ORS20_95, L*=20_95; start output
N: No Output Linearization (OL) data in File (F), Startup (S) or Device (D)
See for similar files: http://www.ps.bam.de/Fe10/; www.ps.bam.de/Fe.HTM
Technical information: http://www.ps.bam.de/
Version 2.1, ie*-L1, Colsys=1
BAM registration: 20080901-Fe10/10L/L10e00NP.PS/ .PDF
application for evaluation and measurement of printer or monitor systems
BAM material: code=tba4a
Fe10-1, Picture D4Z: 16 equidistant steps Z-O, Z-L, Z-V, W-N; PS operator ob* setrgbcolor
Fe10-3, Picture D5Z: Script and Landolt-rings N, O, L, V, W; PS operator ob* setrgbcolor
Fe10-5, Picture D6N: Landolt-rings N-O, N-L; PS operator ob* setrgbcolor
Fe10-5, Picture D6Z: Landolt-rings Z-O, Z-L; PS operator ob* setrgbcolor
Fe10-7, Picture D7N: Landolt-rings N-Y, W-N; PS operator ob* setrgbcolor
Fe10-7, Picture D7Z: Landolt-rings Z-Y, W-N; PS operator ob* setrgbcolor
Fe10−9; Test charts of ISO/IEC 15775 and ISO/IEC TR 24705
Fig. D4 to D7 similar ISO/IEC-Test chart 4, olv*/rgb* interpretation
input: rgb−>olv*/rgb* setrgbcolor
output: no change compared to input

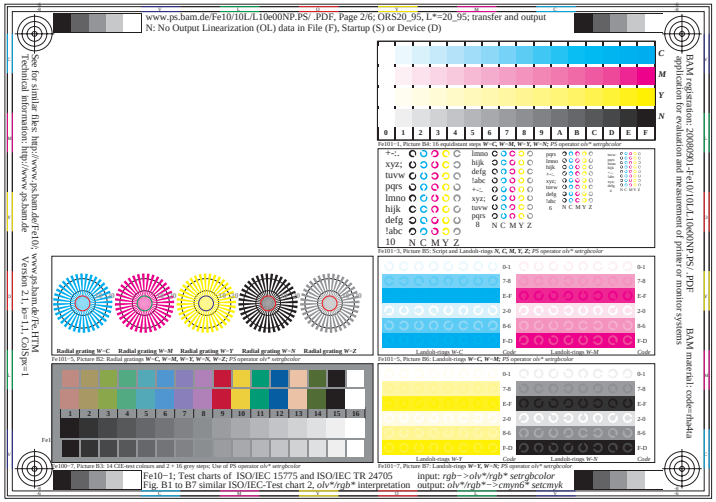
www.ps.bam.de/Fe10/10L/L10e00NP.PS/ .PDF, Page 2/6; ORS20_95, L*=20_95; transfer and output
N: No Output Linearization (OL) data in File (F), Startup (S) or Device (D)
See for similar files: http://www.ps.bam.de/Fe10/; www.ps.bam.de/Fe.HTM
Technical information: http://www.ps.bam.de/
Version 2.1, ie*-1.1, Colsys=1
BAM registration: 20080901-Fe10/10L/L10e00NP.PS/ .PDF
application for evaluation and measurement of printer or monitor systems
BAM material: code=tba4a
Fe10-1, Picture B4: 16 equidistant steps W-C, W-M, W-Y, W-N; PS operator ob* setrgbcolor
Fe10-3, Picture B5: Script and Landolt-rings N, C, M, Y, Z; PS operator ob* setrgbcolor
Radial grating W-C
Radial grating W-M
Radial grating W-Y
Radial grating W-N
Radial grating W-Z
Fe10-5, Picture B2: Radial gratings W-C, W-M, W-Y, W-N, W-Z; PS operator ob* setrgbcolor
Fe10-5, Picture B6: Landolt-rings W-C, W-M; PS operator ob* setrgbcolor
Fe10-5, Picture B7: Landolt-rings W-Y, W-N; PS operator ob* setrgbcolor
Fe10-7, Picture B3: 14 CIE-test colours and 2 + 16 grey steps; Use of PS operator ob* setrgbcolor
Fe10-7, Picture B7: Landolt-rings W-Y, W-N; PS operator ob* setrgbcolor
Fe10-1; Test charts of ISO/IEC 15775 and ISO/IEC TR 24705
Fig. B1 to B7 similar ISO/IEC-Test chart 2, olv*/rgb* interpretation
input: rgb*->olv*/rgb* setrgbcolor
output: olv*/rgb*->cmyn6* setcmyk


www.ps.bam.de/Fe10/10L/L10e00NP.PS/ .PDF, Page 2/6; ORS20_95, L*=20_95; transfer and output
N: No Output Linearization (OL) data in File (F), Startup (S) or Device (D)
See for similar files: http://www.ps.bam.de/Fe10/; www.ps.bam.de/Fe.HTM
Technical information: http://www.ps.bam.de/
Version 2.1, ie*-1.1, Colsys=1
BAM registration: 20080901-Fe10/10L/L10e00NP.PS/ .PDF
application for evaluation and measurement of printer or monitor systems
BAM material: code=tba4a
Fe10-1, Picture B4N: 16 equidistant steps N-C, N-M, N-Y, W-N; PS operator ob* setrgbcolor
Fe10-3, Picture B5N: Script and Landolt-rings W, C, M, Y, Z; PS operator ob* setrgbcolor
Fe10-3, Picture B5Z: Script and Landolt-rings N, C, M, Y, W; PS operator ob* setrgbcolor
Fe10-5, Picture B6N: Landolt-rings N-C, N-M; PS operator ob* setrgbcolor
Fe10-5, Picture B6Z: Landolt-rings Z-C, Z-M; PS operator ob* setrgbcolor
Fe10-7, Picture B7N: Landolt-rings N-Y, W-N; PS operator ob* setrgbcolor
Fe10-7, Picture B7Z: Landolt-rings Z-Y, W-N; PS operator ob* setrgbcolor
Fe10-2; Test charts of ISO/IEC 15775 and ISO/IEC TR 24705
Fig. B4 to B7 similar ISO/IEC-Test chart 2, olv*/rgb* interpretation
input: rgb*->olv*/rgb* setrgbcolor
output: olv*/rgb*->cmyn6* setcmyk

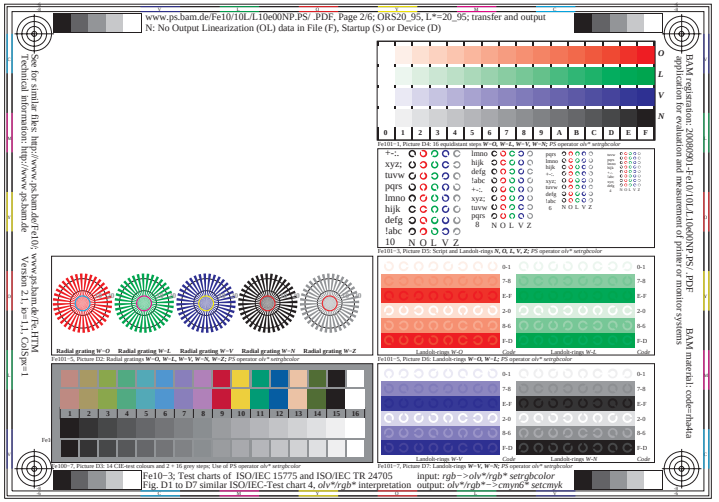
www.ps.bam.de/Fe10/10L/L10e00NP.PS/ .PDF, Page 2/6; ORS20_95, L*=20_95; transfer and output
N: No Output Linearization (OL) data in File (F), Startup (S) or Device (D)
See for similar files: http://www.ps.bam.de/Fe10/; www.ps.bam.de/Fe.HTM
Technical information: http://www.ps.bam.de/
Version 2.1, ie*-1.1, Colsys=1
BAM registration: 20080901-Fe10/10L/L10e00NP.PS/ .PDF
application for evaluation and measurement of printer or monitor systems
BAM material: code=tba4a
Fe10-1, Picture D4: 16 equidistant steps W-O, W-L, W-V, W-N; PS operator ob* setrgbcolor
Fe10-3, Picture D5: Script and Landolt-rings N, O, L, V, Z; PS operator ob* setrgbcolor
Radial grating W-O
Radial grating W-L
Radial grating W-V
Radial grating W-N
Radial grating W-Z
Fe10-5, Picture D2: Radial gratings W-O, W-L, W-V, W-N, W-Z; PS operator ob* setrgbcolor
Fe10-5, Picture D6: Landolt-rings W-O, W-L; PS operator ob* setrgbcolor
Fe10-7, Picture D3: 14 CIE-test colours and 2 + 16 grey steps; Use of PS operator ob* setrgbcolor
Fe10-7, Picture D7: Landolt-rings W-V, W-N; PS operator ob* setrgbcolor
Fe10-3; Test charts of ISO/IEC 15775 and ISO/IEC TR 24705
Fig. D1 to D7 similar ISO/IEC-Test chart 4, olv*/rgb* interpretation
input: rgb*->olv*/rgb* setrgbcolor
output: olv*/rgb*->cmyn6* setcmyk


www.ps.bam.de/Fe10/10L/L10e00NP.PS/ .PDF, Page 2/6; ORS20_95, L*=20_95; transfer and output
N: No Output Linearization (OL) data in File (F), Startup (S) or Device (D)
See for similar files: http://www.ps.bam.de/Fe10/; www.ps.bam.de/Fe.HTM
Technical information: http://www.ps.bam.de/
Version 2.1, ie*-1.1, Colsys=1
BAM registration: 20080901-Fe10/10L/L10e00NP.PS/ .PDF
application for evaluation and measurement of printer or monitor systems
BAM material: code=tba4a
Fe10-1, Picture D4N: 16 equidistant steps N-O, N-L, N-V, W-N; PS operator ob* setrgbcolor
Fe10-1, Picture D4Z: 16 equidistant steps Z-O, Z-L, Z-V, W-N; PS operator ob* setrgbcolor
Fe10-3, Picture D5N: Script and Landolt-rings W, O, L, V, Z; PS operator ob* setrgbcolor
Fe10-3, Picture D5Z: Script and Landolt-rings N, O, L, V, W; PS operator ob* setrgbcolor
Fe10-5, Picture D6N: Landolt-rings N-O, N-L; PS operator ob* setrgbcolor
Fe10-5, Picture D6Z: Landolt-rings Z-O, Z-L; PS operator ob* setrgbcolor
Fe10-7, Picture D7N: Landolt-rings N-V, W-N; PS operator ob* setrgbcolor
Fe10-7, Picture D7Z: Landolt-rings Z-V, W-N; PS operator ob* setrgbcolor
Fe10-4; Test charts of ISO/IEC 15775 and ISO/IEC TR 24705
Fig. D4 to D7 similar ISO/IEC-Test chart 4, olv*/rgb* interpretation
input: rgb*->olv*/rgb* setrgbcolor
output: olv*/rgb*->cmyn6* setcmyk




www.ps.bam.de/Fe10/10L/L10e00NP.PS/ .PDF, Page 2/6; ORS20_95, L*=20_95; transfer and output
N: No Output Linearization (OL) data in File (F), Startup (S) or Device (D)
See for similar files: http://www.ps.bam.de/Fe10/; www.ps.bam.de/Fe.HTM
Technical information: http://www.ps.bam.de/
Version 2.1, ie*-1.1, Colsys=1
BAM registration: 20080901-Fe10/10L/L10e00NP.PS/ .PDF
application for evaluation and measurement of printer or monitor systems
BAM material: code=tba4a
Fe10-1, Picture B4: 16 equidistant steps W-C, W-M, W-J, W-N; PS operator rgb* setrgbcolor
Fe10-3, Picture B5: Script and Landolt-rings N, C, M, J, Z; PS operator rgb* setrgbcolor
Radial grating W-C'
Radial grating W-M'
Radial grating W-J
Radial grating W-N
Radial grating W-Z
Fe10-5, Picture B2: Radial gratings W-C', W-M', W-J, W-N, W-Z; PS operator rgb* setrgbcolor
Fe10-5, Picture B6: Landolt-rings W-C', W-M'; PS operator rgb* setrgbcolor
Fe10-5, Picture B7: Landolt-rings W-J, W-N; PS operator rgb* setrgbcolor
Fe10-7, Picture B3: 14 CIE-test colours and 2 + 16 grey steps; Use of PS operator ob* setrgbcolor
Fe10-7, Picture B7: Landolt-rings W-J, W-N; PS operator rgb* setrgbcolor
Fe10-6; Test charts of ISO/IEC 15775 and ISO/IEC TR 24705
Fig. B1 to B7 similar ISO/IEC-Test chart 2, olv*/rgb* interpretation
input: rgb*->olv*/rgb* setrgbcolor
output: olv*/rgb*->cmyn6* setcmyk


www.ps.bam.de/Fe10/10L/L10e00NP.PS/ .PDF, Page 2/6; ORS20_95, L*=20_95; transfer and output
N: No Output Linearization (OL) data in File (F), Startup (S) or Device (D)
See for similar files: http://www.ps.bam.de/Fe10/; www.ps.bam.de/Fe.HTM
Technical information: http://www.ps.bam.de/
Version 2.1, ie*-1.1, Colsys=1
BAM registration: 20080901-Fe10/10L/L10e00NP.PS/ .PDF
application for evaluation and measurement of printer or monitor systems
BAM material: code=tba4a
Fe10-1, Picture B4N: 16 equidistant steps N-C', N-M', N-J, W-N; PS operator rgb* setrgbcolor
Fe10-3, Picture B5N: Script and Landolt-rings W, C', M', J, Z; PS operator rgb* setrgbcolor
Fe10-3, Picture B5Z: Script and Landolt-rings N, C', M', J, W; PS operator rgb* setrgbcolor
Fe10-5, Picture B6N: Landolt-rings N-C', N-M'; PS operator rgb* setrgbcolor
Fe10-5, Picture B6Z: Landolt-rings Z-C', Z-M'; PS operator rgb* setrgbcolor
Fe10-7, Picture B7N: Landolt-rings N-J, W-N; PS operator rgb* setrgbcolor
Fe10-7, Picture B7Z: Landolt-rings Z-J, W-N; PS operator rgb* setrgbcolor
Fe10-7; Test charts of ISO/IEC 15775 and ISO/IEC TR 24705
Fig. B4 to B7 similar ISO/IEC-Test chart 2, olv*/rgb* interpretation
input: rgb*->olv*/rgb* setrgbcolor
output: olv*/rgb*->cmyn6* setcmyk


www.ps.bam.de/Fe10/10L/L10e00NP.PS/ .PDF, Page 2/6; ORS20_95, L*=20_95; transfer and output
N: No Output Linearization (OL) data in File (F), Startup (S) or Device (D)
See for similar files: http://www.ps.bam.de/Fe10/; www.ps.bam.de/Fe.HTM
Technical information: http://www.ps.bam.de/
Version 2.1, ie*-1.1, Colsys=1
BAM registration: 20080901-Fe10/10L/L10e00NP.PS/ .PDF
application for evaluation and measurement of printer or monitor systems
BAM material: code=tba4a
Fe10-1, Picture D4: 16 equidistant steps W-R, W-G, W-B, W-N; PS operator rgb* setrgbcolor
Fe10-3, Picture D5: Script and Landolt-rings N, R, G, B, Z; PS operator rgb* setrgbcolor
Radial grating W-R
Radial grating W-G
Radial grating W-B
Radial grating W-N
Radial grating W-Z
Fe10-5, Picture D2: Radial gratings W-R, W-G, W-B, W-N, W-Z; PS operator rgb* setrgbcolor
Fe10-5, Picture D6: Landolt-rings W-R, W-G; PS operator rgb* setrgbcolor
Fe10-7, Picture D3: 14 CIE-test colours and 2 + 16 grey steps; Use of PS operator ob* setrgbcolor
Fe10-7, Picture D7: Landolt-rings W-B, W-N; PS operator rgb* setrgbcolor
Fe10-8; Test charts of ISO/IEC 15775 and ISO/IEC TR 24705
Fig. D1 to D7 similar ISO/IEC-Test chart 4, olv*/rgb* interpretation
input: rgb*->olv*/rgb* setrgbcolor
output: olv*/rgb*->cmyn6* setcmyk


www.ps.bam.de/Fe10/10L/L10e00NP.PS/ .PDF, Page 2/6; ORS20_95, L*=20_95; transfer and output
N: No Output Linearization (OL) data in File (F), Startup (S) or Device (D)
See for similar files: http://www.ps.bam.de/Fe10/; www.ps.bam.de/Fe.HTM
Technical information: http://www.ps.bam.de/
Version 2.1, ie*-1.1, Colsys=1
BAM registration: 20080901-Fe10/10L/L10e00NP.PS/ .PDF
application for evaluation and measurement of printer or monitor systems
BAM material: code=tba4a
Fe10-1, Picture D4: 16 equidistant steps W-R, W-G, W-B, W-N; PS operator rgb* setrgbcolor
Fe10-3, Picture D5N: Script and Landolt-rings W, R, G, B, Z; PS operator rgb* setrgbcolor
Fe10-3, Picture D5Z: Script and Landolt-rings N, R, G, B, W; PS operator rgb* setrgbcolor
Fe10-5, Picture D6N: Landolt-rings N-R, N-G; PS operator rgb* setrgbcolor
Fe10-5, Picture D6Z: Landolt-rings Z-R, Z-G; PS operator rgb* setrgbcolor
Fe10-7, Picture D7N: Landolt-rings N-B, W-N; PS operator rgb* setrgbcolor
Fe10-7, Picture D7Z: Landolt-rings Z-B, W-N; PS operator rgb* setrgbcolor
Fe10-9; Test charts of ISO/IEC 15775 and ISO/IEC TR 24705
Fig. D4 to D7 similar ISO/IEC-Test chart 4, olv*/rgb* interpretation
input: rgb*->olv*/rgb* setrgbcolor
output: olv*/rgb*->cmyn6* setcmyk





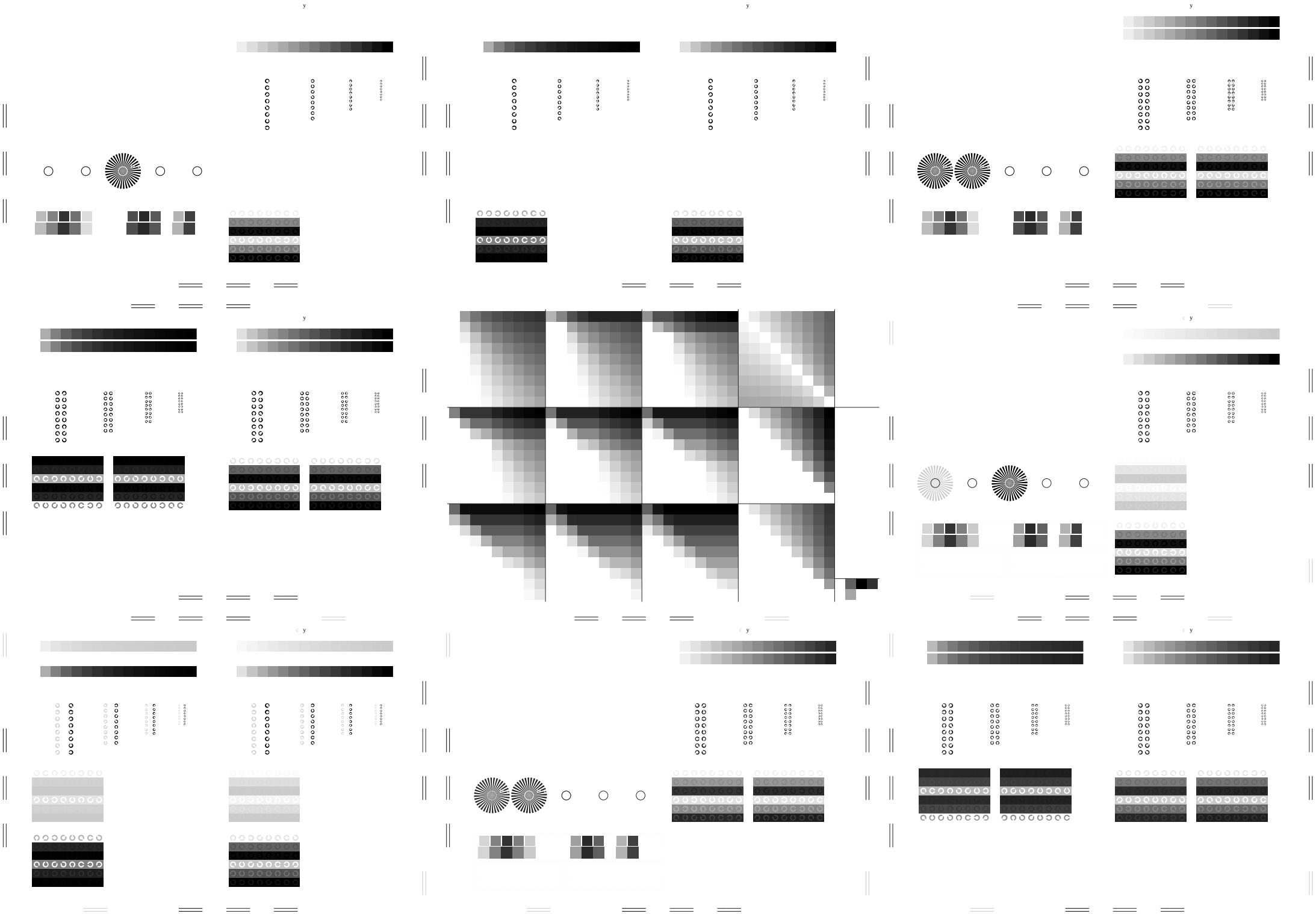

See for similar files: http://www.ps.bam.de/Fe10/; www.ps.bam.de/Fe.HTM
Technical information: http://www.ps.bam.de/
Version 2.1, ie*-L1, ColSpc=1
BAM registration: 20080901-Fe10/10L/L10e00NP.PS/ .PDF
application for evaluation and measurement of printer or monitor systems
BAM material: code=tba4a

Fe10−1; Test charts of ISO/IEC 15775 and ISO/IEC TR 24705 input: *rgb−>olv*/rgb* setrgbcolor*
Fig. B1 to B7 similar ISO/IEC-Test chart 2, *olv*/rgb** interpretation output: *olv*/rgb*−>cmyn6* setcmyk*

See for similar files: http://www.ps.bam.de/Fe10/; www.ps.bam.de/Fe.HTM
Technical information: http://www.ps.bam.de/
Version 2.1, ie*-L1, ColSpc=1
BAM registration: 20080901-Fe10/10L/L10e00NP.PS/ .PDF
application for evaluation and measurement of printer or monitor systems
BAM material: code=tba4a

Fe10−2; Test charts of ISO/IEC 15775 and ISO/IEC TR 24705 input: *rgb−>olv*/rgb* setrgbcolor*
Fig. B4 to B7 similar ISO/IEC-Test chart 2, *olv*/rgb** interpretation output: *olv*/rgb*−>cmyn6* setcmyk*

See for similar files: http://www.ps.bam.de/Fe10/; www.ps.bam.de/Fe.HTM
Technical information: http://www.ps.bam.de/
Version 2.1, ie*-L1, ColSpc=1
BAM registration: 20080901-Fe10/10L/L10e00NP.PS/ .PDF
application for evaluation and measurement of printer or monitor systems
BAM material: code=tba4a

Fe10−3; Test charts of ISO/IEC 15775 and ISO/IEC TR 24705 input: *rgb−>olv*/rgb* setrgbcolor*
Fig. D1 to D7 similar ISO/IEC-Test chart 4, *olv*/rgb** interpretation output: *olv*/rgb*−>cmyn6* setcmyk*

See for similar files: http://www.ps.bam.de/Fe10/; www.ps.bam.de/Fe.HTM
Technical information: http://www.ps.bam.de/
Version 2.1, ie*-L1, ColSpc=1
BAM registration: 20080901-Fe10/10L/L10e00NP.PS/ .PDF
application for evaluation and measurement of printer or monitor systems
BAM material: code=tba4a

Fe10−4; Test charts of ISO/IEC 15775 and ISO/IEC TR 24705 input: *rgb−>olv*/rgb* setrgbcolor*
Fig. D4 to D7 similar ISO/IEC-Test chart 4, *olv*/rgb** interpretation output: *olv*/rgb*−>cmyn6* setcmyk*

See for similar files: http://www.ps.bam.de/Fe10/; www.ps.bam.de/Fe.HTM
Technical information: http://www.ps.bam.de/
Version 2.1, ie*-L1, ColSpc=1
BAM registration: 20080901-Fe10/10L/L10e00NP.PS/ .PDF
application for evaluation and measurement of printer or monitor systems
BAM material: code=tba4a

Fe10−6; Test charts of ISO/IEC 15775 and ISO/IEC TR 24705 input: *rgb−>olv*/rgb* setrgbcolor*
Fig. B1 to B7 similar ISO/IEC-Test chart 2, *olv*/rgb** interpretation output: *olv*/rgb*−>cmyn6* setcmyk*

See for similar files: http://www.ps.bam.de/Fe10/; www.ps.bam.de/Fe.HTM
Technical information: http://www.ps.bam.de/
Version 2.1, ie*-L1, ColSpc=1
BAM registration: 20080901-Fe10/10L/L10e00NP.PS/ .PDF
application for evaluation and measurement of printer or monitor systems
BAM material: code=tba4a

Fe10−7; Test charts of ISO/IEC 15775 and ISO/IEC TR 24705 input: *rgb−>olv*/rgb* setrgbcolor*
Fig. B4 to B7 similar ISO/IEC-Test chart 2, *olv*/rgb** interpretation output: *olv*/rgb*−>cmyn6* setcmyk*

See for similar files: http://www.ps.bam.de/Fe10/; www.ps.bam.de/Fe.HTM
Technical information: http://www.ps.bam.de/
Version 2.1, ie*-L1, ColSpc=1
BAM registration: 20080901-Fe10/10L/L10e00NP.PS/ .PDF
application for evaluation and measurement of printer or monitor systems
BAM material: code=tba4a

Fe10−8; Test charts of ISO/IEC 15775 and ISO/IEC TR 24705 input: *rgb−>olv*/rgb* setrgbcolor*
Fig. D1 to D7 similar ISO/IEC-Test chart 4, *olv*/rgb** interpretation output: *olv*/rgb*−>cmyn6* setcmyk*

See for similar files: http://www.ps.bam.de/Fe10/; www.ps.bam.de/Fe.HTM
Technical information: http://www.ps.bam.de/
Version 2.1, ie*-L1, ColSpc=1
BAM registration: 20080901-Fe10/10L/L10e00NP.PS/ .PDF
application for evaluation and measurement of printer or monitor systems
BAM material: code=tba4a

Fe10−9; Test charts of ISO/IEC 15775 and ISO/IEC TR 24705 input: *rgb−>olv*/rgb* setrgbcolor*
Fig. D4 to D7 similar ISO/IEC-Test chart 4, *olv*/rgb** interpretation output: *olv*/rgb*−>cmyn6* setcmyk*