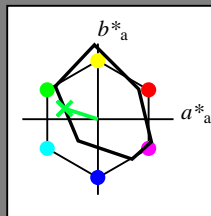


Input and output: Colorimetric Printer Reflective System FRS12_95a, L*=20_95 for relative CIELAB hue $h^* = lab^*h^* = h_{ab}/360 = 0.451$
 data for any colour:
 lab^*tch^* and lab^*icu^*

Hue texts:
 $u^*_e = g00b$ $u^*_d = l23c$
 contrast reduction factor:
 $c_R = 0.9$
 triangle lightness t^*



FRS12_95a; adapted (a) CIELAB data

	u^*_e	$L^*=L^*_a$	a^*_a	b^*_a	$C^*_{ab,a}$	$h^*_{ab,a}$
O _{Ma}	43.8	53.91	39.75	66.98	36	
Y _{Ma}	87.58	-4.65	98.29	98.4	93	
L _{Ma}	51.95	-56.34	43.53	71.2	142	
C _{Ma}	59.62	-26.2	-28.62	38.8	228	
V _{Ma}	25.01	45.2	-52.8	69.51	311	
M _{Ma}	45.88	70.67	-29.93	76.75	337	
N _{Ma}	20.0	0.0	0.0	0.0	0	
W _{Ma}	95.0	0.0	0.0	0.0	0	
R _{Ma}	39.92	58.74	27.99	65.07	25	
J _{Ma}	81.26	-2.89	71.56	71.62	92	
G _{Ma}	52.23	-42.42	13.6	44.55	162	
B _{Ma}	30.57	1.41	-46.47	46.49	272	

Data for maximum colour (Ma):

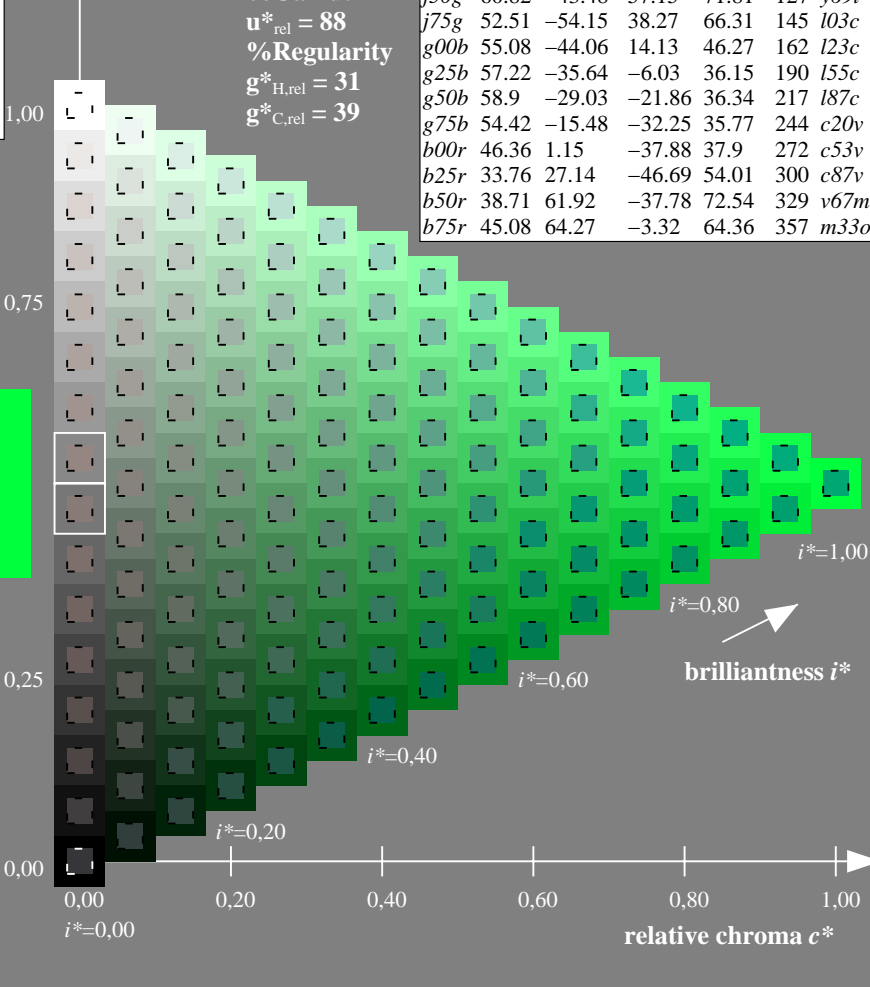
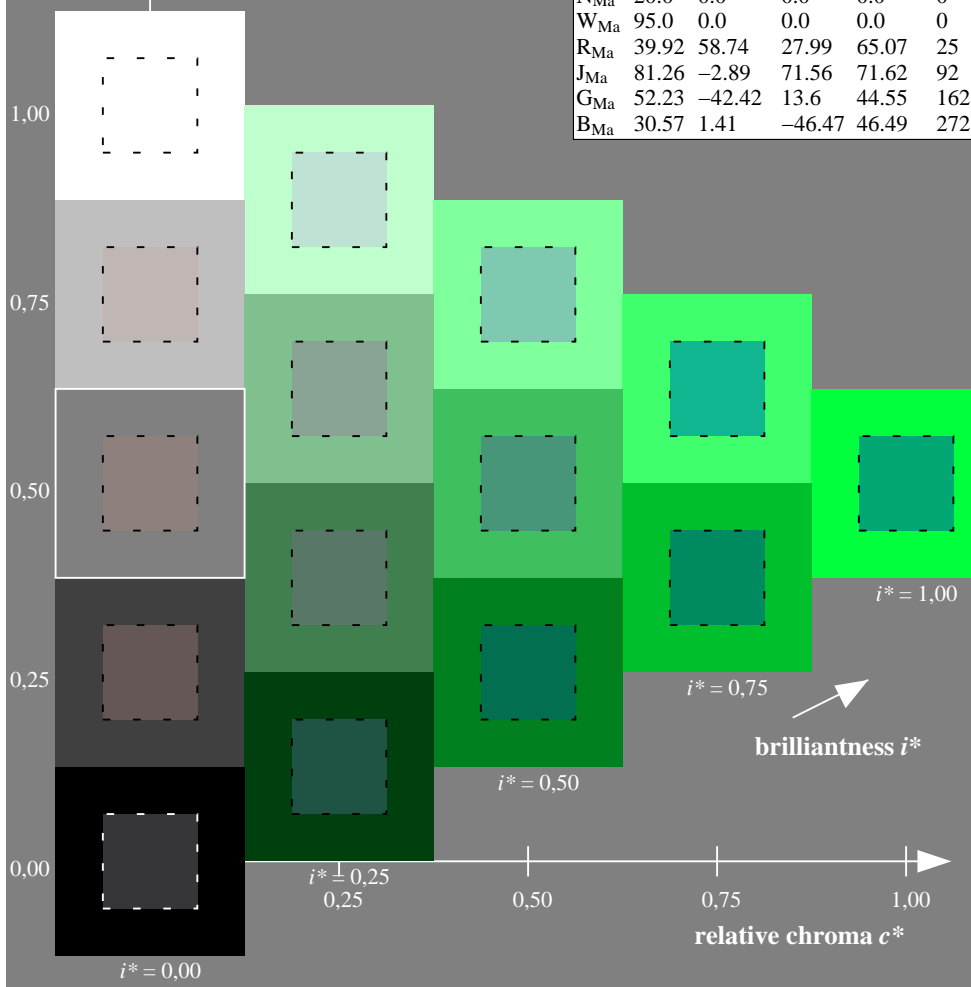
$LAB^*LAB^*_{Ma}$: 55 -44 14
 $LAB^*LCH^*_{Ma}$: 55 46 162
 $lab^*rgb^*_{Ma}$: 0.0 1.0 0.0
 $lab^*olv^*_{Ma}$: 0.0 1.0 0.23

FRS12_95a; adapted (a) CIELAB data

	u^*_e	$L^*=L^*_a$	a^*_a	b^*_a	$C^*_{ab,a}$	$h^*_{ab,a}$	u^*_d
r00j	44.18	56.95	27.14	63.08	25	m81o	
r25j	47.38	49.13	44.53	66.31	42	o10y	
r50j	57.76	35.24	58.41	68.22	59	o40y	
r75j	69.81	19.13	74.52	76.94	76	o69y	
j00g	87.06	-3.94	97.58	97.66	92	o98y	
j25g	72.25	-26.89	74.73	79.42	110	y34l	
j50g	60.82	-43.48	57.15	71.81	127	y69l	
j75g	52.51	-54.15	38.27	66.31	145	l03c	
g00b	55.08	-44.06	14.13	46.27	162	l23c	
g25b	57.22	-35.64	-6.03	36.15	190	l55c	
g50b	58.9	-29.03	-21.86	36.34	217	l87c	
g75b	54.42	-15.48	-32.25	35.77	244	c20v	
b00r	46.36	1.15	-37.88	37.9	272	c53v	
b25r	33.76	27.14	-46.69	54.01	300	c87v	
b50r	38.71	61.92	-37.78	72.54	329	v67m	
b75r	45.08	64.27	-3.32	64.36	357	m33o	

triangle lightness t^*

%Gamut
 $u^*_{rel} = 88$
 %Regularity
 $g^*_{H,rel} = 31$
 $g^*_{C,rel} = 39$

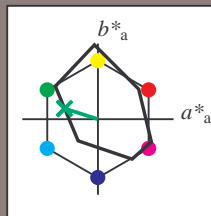


See for similar files: <http://www.ps.bam.de/Fe72/>; www.ps.bam.de/Fe72/
 Technical information: <http://www.ps.bam.de> Version 2.1, io=1,1, ColSpx=0

BAM registration: 20081001-Fe72/10L/L72e00NA.TXT/ .PS BAM material: code=rh4ta
 application for evaluation and measurement of printer or monitor systems

Input and output: Colorimetric Printer Reflective System FRS12_95a, L*=20_95 for relative CIELAB hue $h^* = lab^*h^* = h_{ab}/360 = 0.451$
 data for any colour: lab^*tch^* and lab^*icu^*

Hue texts:
 $u^*_e = g00b$ $u^*_d = l23c$
 contrast reduction factor:
 $c_R = 0.9$
 triangle lightness t^*



FRS12_95a; adapted (a) CIELAB data						
	u^*_e	$L^*=L^*_a$	a^*_a	b^*_a	$C^*_{ab,a}$	$h^*_{ab,a}$
O _{Ma}	43.8	53.91	39.75	66.98	36	
Y _{Ma}	87.58	-4.65	98.29	98.4	93	
L _{Ma}	51.95	-56.34	43.53	71.2	142	
C _{Ma}	59.62	-26.2	-28.62	38.8	228	
V _{Ma}	25.01	45.2	-52.8	69.51	311	
M _{Ma}	45.88	70.67	-29.93	76.75	337	
N _{Ma}	20.0	0.0	0.0	0.0	0	
W _{Ma}	95.0	0.0	0.0	0.0	0	
R _{Ma}	39.92	58.74	27.99	65.07	25	
J _{Ma}	81.26	-2.89	71.56	71.62	92	
G _{Ma}	52.23	-42.42	13.6	44.55	162	
B _{Ma}	30.57	1.41	-46.47	46.49	272	

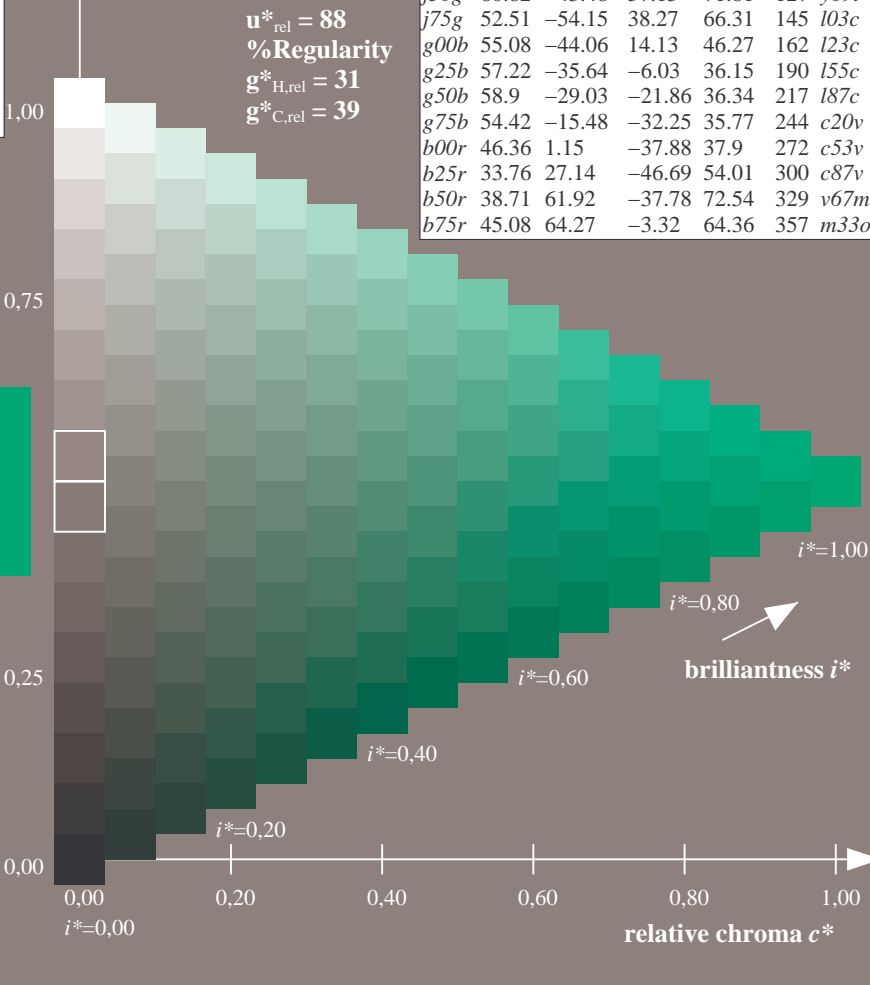
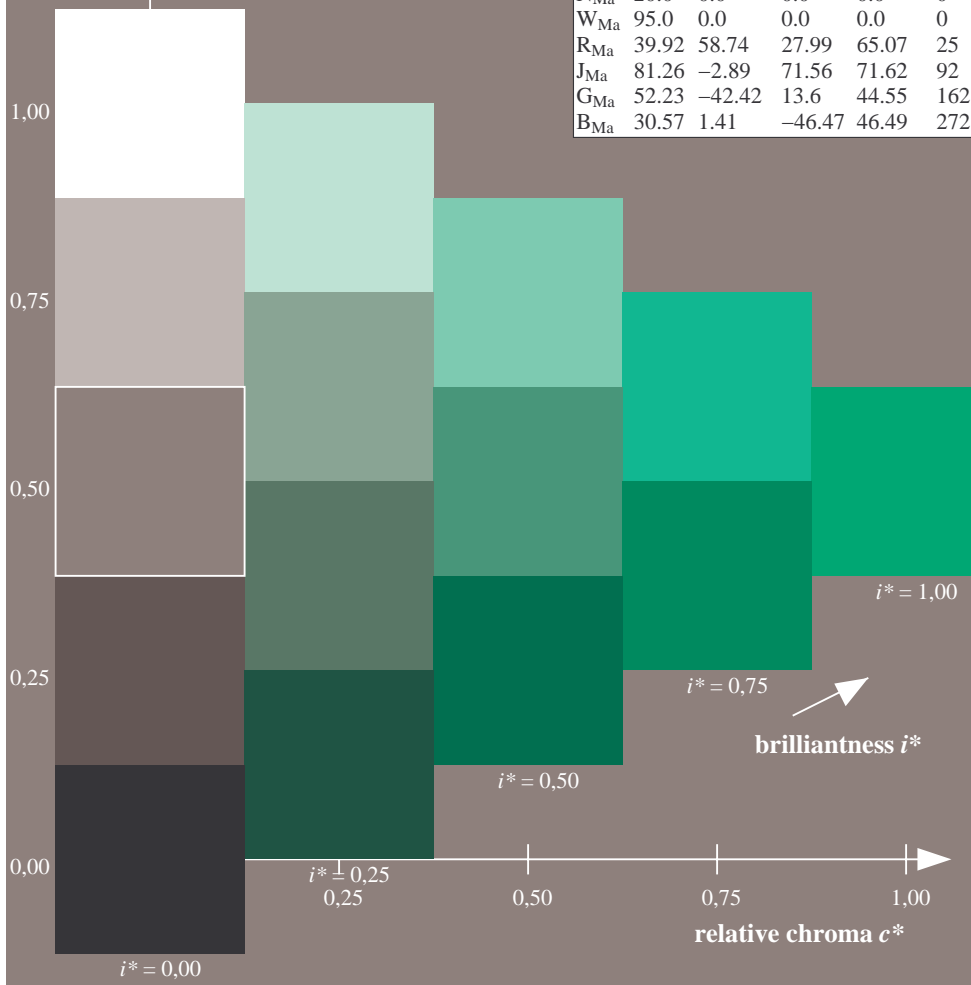
Data for maximum colour (Ma):

$LAB^*LAB^*_{Ma}$: 55 -44 14
 $LAB^*LCH^*_{Ma}$: 55 46 162
 $lab^*rgb^*_{Ma}$: 0.0 1.0 0.0
 $lab^*olv^*_{Ma}$: 0.0 1.0 0.23

FRS12_95a; adapted (a) CIELAB data							
	u^*_e	$L^*=L^*_a$	a^*_a	b^*_a	$C^*_{ab,a}$	$h^*_{ab,a}$	u^*_d
r00j	44.18	56.95	27.14	63.08	25	<i>m81o</i>	
r25j	47.38	49.13	44.53	66.31	42	<i>o10y</i>	
r50j	57.76	35.24	58.41	68.22	59	<i>o40y</i>	
r75j	69.81	19.13	74.52	76.94	76	<i>o69y</i>	
j00g	87.06	-3.94	97.58	97.66	92	<i>o98y</i>	
j25g	72.25	-26.89	74.73	79.42	110	<i>y34l</i>	
j50g	60.82	-43.48	57.15	71.81	127	<i>y69l</i>	
j75g	52.51	-54.15	38.27	66.31	145	<i>l03c</i>	
g00b	55.08	-44.06	14.13	46.27	162	<i>l23c</i>	
g25b	57.22	-35.64	-6.03	36.15	190	<i>l55c</i>	
g50b	58.9	-29.03	-21.86	36.34	217	<i>l87c</i>	
g75b	54.42	-15.48	-32.25	35.77	244	<i>c20v</i>	
b00r	46.36	1.15	-37.88	37.9	272	<i>c53v</i>	
b25r	33.76	27.14	-46.69	54.01	300	<i>c87v</i>	
b50r	38.71	61.92	-37.78	72.54	329	<i>v67m</i>	
b75r	45.08	64.27	-3.32	64.36	357	<i>m33o</i>	

triangle lightness t^*

%Gamut
 $u^*_{rel} = 88$
 %Regularity
 $g^*_{H,rel} = 31$
 $g^*_{C,rel} = 39$



See for similar files: <http://www.ps.bam.de/Fe72/>; www.ps.bam.de/Fe72/; www.ps.bam.de/Fe72/
 Technical information: <http://www.ps.bam.de> Version 2.1, io=1,1, ColSpX=0

BAM registration: 20081001-Fe72/10L/L72e00NA.TXT/ .PS BAM material: code=rh4ta
 application for evaluation and measurement of printer or monitor systems

Input and output: Colorimetric Printer Reflective System FRS12_95a, L*=20_95 for relative CIELAB hue $h^* = lab^*h^* = h_{ab}/360 = 0.451$

data for any colour:

lab^*tch^* and $lab^*ic_u^*$

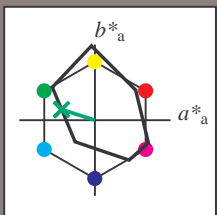
Hue texts:

$u^*_e = g00b$ $u^*_d = l23c$

contrast reduction factor:

$c_R = 0.9$

triangle lightness t^*



FRS12_95a; adapted (a) CIELAB data

	u^*_e	$L^*=L^*_a$	a^*_a	b^*_a	$C^*_{ab,a}$	$h^*_{ab,a}$
O _{Ma}	43.8	53.91	39.75	66.98	36	
Y _{Ma}	87.58	-4.65	98.29	98.4	93	
L _{Ma}	51.95	-56.34	43.53	71.2	142	
C _{Ma}	59.62	-26.2	-28.62	38.8	228	
V _{Ma}	25.01	45.2	-52.8	69.51	311	
M _{Ma}	45.88	70.67	-29.93	76.75	337	
N _{Ma}	20.0	0.0	0.0	0.0	0	
W _{Ma}	95.0	0.0	0.0	0.0	0	
R _{Ma}	39.92	58.74	27.99	65.07	25	
J _{Ma}	81.26	-2.89	71.56	71.62	92	
G _{Ma}	52.23	-42.42	13.6	44.55	162	
B _{Ma}	30.57	1.41	-46.47	46.49	272	

Data for maximum colour (Ma):

$LAB^*LAB^*_{Ma}$: 55 -44 14

$LAB^*LCH^*_{Ma}$: 55 46 162

$lab^*rgb^*_{Ma}$: 0.0 1.0 0.0

$lab^*olv^*_{Ma}$: 0.0 1.0 0.23

triangle lightness t^*

%Gamut

$u^*_{rel} = 88$

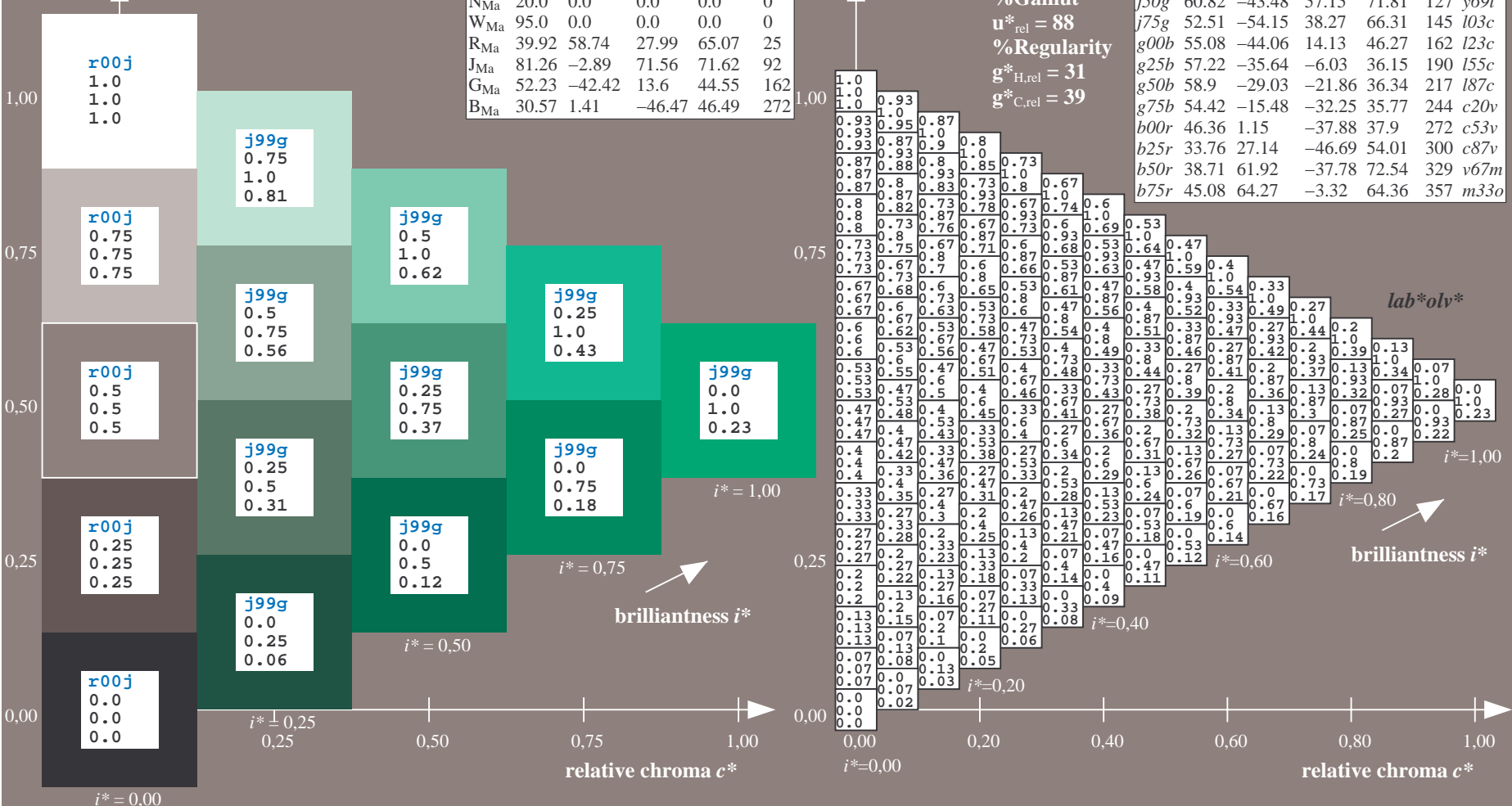
%Regularity

$g^*_{H,rel} = 31$

$g^*_{C,rel} = 39$

FRS12_95a; adapted (a) CIELAB data

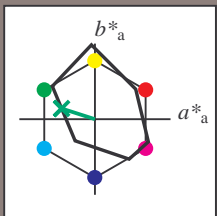
	u^*_e	$L^*=L^*_a$	a^*_a	b^*_a	$C^*_{ab,a}$	$h^*_{ab,a}$	u^*_d
r00j	44.18	56.95	27.14	63.08	25	m81o	
r25j	47.38	49.13	44.53	66.31	42	o10y	
r50j	57.76	35.24	58.41	68.22	59	o40y	
r75j	69.81	19.13	74.52	76.94	76	o69y	
j00g	87.06	-3.94	97.58	97.66	92	o98y	
j25g	72.25	-26.89	74.73	79.42	110	y34l	
j50g	60.82	-43.48	57.15	71.81	127	y69l	
j75g	52.51	-54.15	38.27	66.31	145	l03c	
g00b	55.08	-44.06	14.13	46.27	162	l23c	
g25b	57.22	-35.64	-6.03	36.15	190	l55c	
g50b	58.9	-29.03	-21.86	36.34	217	l87c	
g75b	54.42	-15.48	-32.25	35.77	244	c20c	
b00r	46.36	1.15	-37.88	37.9	272	c53v	
b25r	33.76	27.14	-46.69	54.01	300	c87v	
b50r	38.71	61.92	-37.78	72.54	329	v67m	
b75r	45.08	64.27	-3.32	64.36	357	m33o	



BAM registration: 20081001-Fe72/10L/L72e00NA.TXT/ .PS
 application for evaluation and measurement of printer or monitor systems
 BAM material: code=rhadata

Input and output: Colorimetric Printer Reflective System FRS12_95a, L*=20_95 for relative CIELAB hue $h^* = lab^*h^* = h^*_{ab}/360 = 0.451$
 data for any colour:

lab^*tch^* and lab^*icu^*
 Hue texts:
 $u^*_e = g00b$ $u^*_d = l23c$
 contrast reduction factor:
 $c_R = 0.9$
 triangle lightness t^*



FRS12_95a; adapted (a) CIELAB data

	u^*_e	$L^*=L^*_a$	a^*_a	b^*_a	$C^*_{ab,a}$	$h^*_{ab,a}$
O _{Ma}	43.8	53.91	39.75	66.98	36	
Y _{Ma}	87.58	-4.65	98.29	98.4	93	
L _{Ma}	51.95	-56.34	43.53	71.2	142	
C _{Ma}	59.62	-26.2	-28.62	38.8	228	
V _{Ma}	25.01	45.2	-52.8	69.51	311	
M _{Ma}	45.88	70.67	-29.93	76.75	337	
N _{Ma}	20.0	0.0	0.0	0.0	0	
W _{Ma}	95.0	0.0	0.0	0.0	0	
R _{Ma}	39.92	58.74	27.99	65.07	25	
J _{Ma}	81.26	-2.89	71.56	71.62	92	
G _{Ma}	52.23	-42.42	13.6	44.55	162	
B _{Ma}	30.57	1.41	-46.47	46.49	272	

Data for maximum colour (Ma):

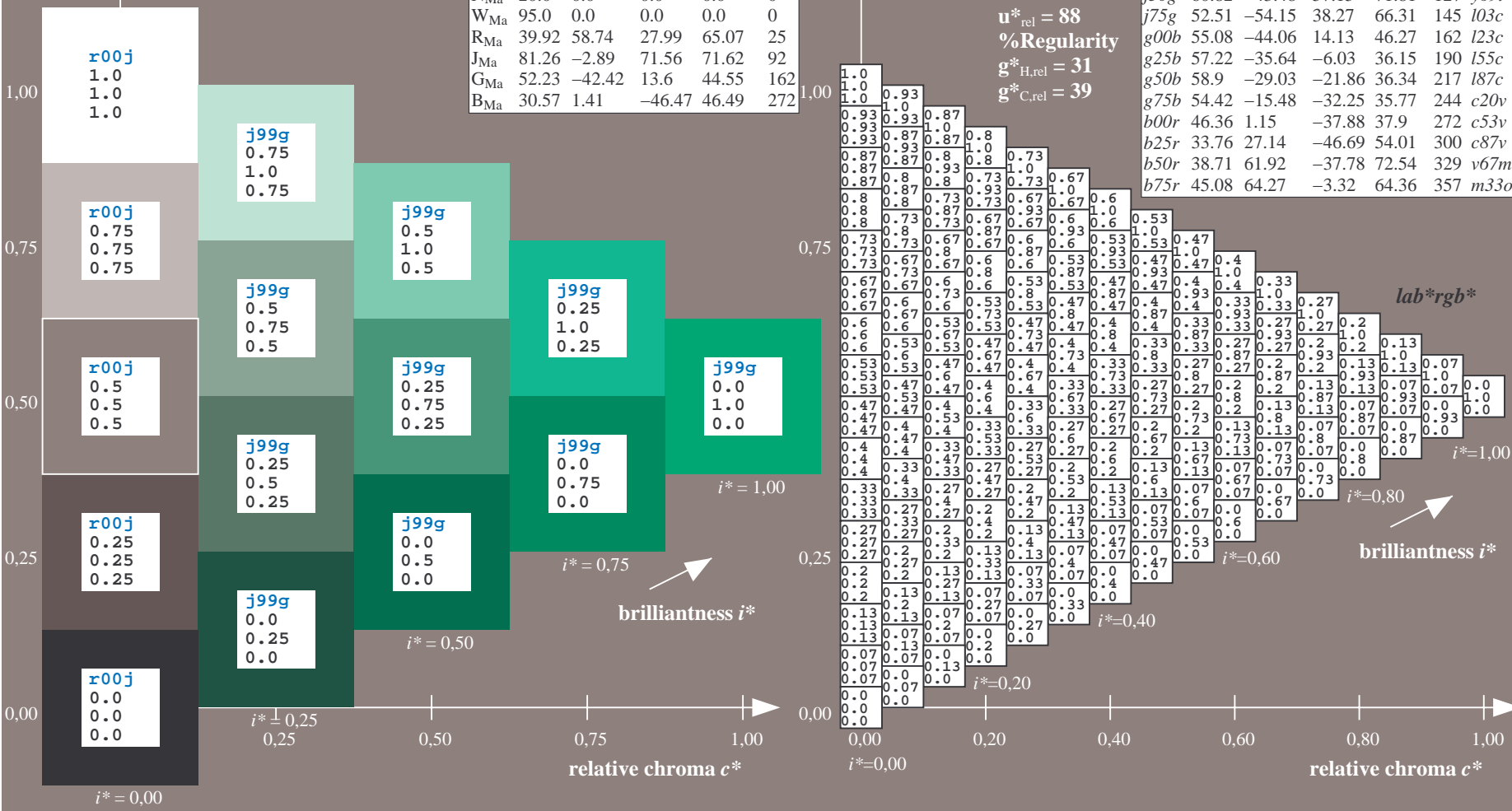
$LAB^*LAB^*_{Ma}$: 55 -44 14
 $LAB^*LCH^*_{Ma}$: 55 46 162
 $lab^*rgb^*_{Ma}$: 0.0 1.0 0.0
 $lab^*olv^*_{Ma}$: 0.0 1.0 0.23

triangle lightness t^*

%Gamut
 $u^*_{rel} = 88$
 %Regularity
 $g^*_{H,rel} = 31$
 $g^*_{C,rel} = 39$

FRS12_95a; adapted (a) CIELAB data

	u^*_e	$L^*=L^*_a$	a^*_a	b^*_a	$C^*_{ab,a}$	$h^*_{ab,a}$	u^*_d
r00j	44.18	56.95	27.14	63.08	25	m81o	
r25j	47.38	49.13	44.53	66.31	42	o10y	
r50j	57.76	35.24	58.41	68.22	59	o40y	
r75j	69.81	19.13	74.52	76.94	76	o69y	
j00g	87.06	-3.94	97.58	97.66	92	o98y	
j25g	72.25	-26.89	74.73	79.42	110	y34l	
j50g	60.82	-43.48	57.15	71.81	127	y69l	
j75g	52.51	-54.15	38.27	66.31	145	l03c	
g00b	55.08	-44.06	14.13	46.27	162	l23c	
g25b	57.22	-35.64	-6.03	36.15	190	l55c	
g50b	58.9	-29.03	-21.86	36.34	217	l87c	
g75b	54.42	-15.48	-32.25	35.77	244	c20c	
b00r	46.36	1.15	-37.88	37.9	272	c53v	
b25r	33.76	27.14	-46.69	54.01	300	c87v	
b50r	38.71	61.92	-37.78	72.54	329	v67m	
b75r	45.08	64.27	-3.32	64.36	357	m33o	

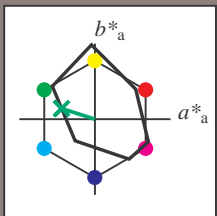


See for similar files: <http://www.ps.bam.de/Fe72/>; [www.ps.bam.de/Version 2.1, io=1, ColSpx=0](http://www.ps.bam.de/Version2.1,io=1,ColSpx=0)
 Technical information: <http://www.ps.bam.de>

BAM registration: 20081001-Fe72/10L/L72e00NA.TXT/ .PS
 application for evaluation and measurement of printer or monitor systems
 BAM material: code=rh4ta

Input and output: Colorimetric Printer Reflective System FRS12_95a, L*=20_95 for relative CIELAB hue $h^* = lab^*h^* = h_{ab}^*/360 = 0.451$
 data for any colour:
 lab^*tch^* and lab^*icu^*

Hue texts:
 $u^*_e = g00b$ $u^*_d = l23c$
 contrast reduction factor:
 $c_R = 0.9$
 triangle lightness t^*



FRS12_95a; adapted (a) CIELAB data						
	u^*_e	$L^*=L^*_a$	a^*_a	b^*_a	$C^*_{ab,a}$	$h^*_{ab,a}$
O _{Ma}	43.8	53.91	39.75	66.98	36	
Y _{Ma}	87.58	-4.65	98.29	98.4	93	
L _{Ma}	51.95	-56.34	43.53	71.2	142	
C _{Ma}	59.62	-26.2	-28.62	38.8	228	
V _{Ma}	25.01	45.2	-52.8	69.51	311	
M _{Ma}	45.88	70.67	-29.93	76.75	337	
N _{Ma}	20.0	0.0	0.0	0.0	0	
W _{Ma}	95.0	0.0	0.0	0.0	0	
R _{Ma}	39.92	58.74	27.99	65.07	25	
J _{Ma}	81.26	-2.89	71.56	71.62	92	
G _{Ma}	52.23	-42.42	13.6	44.55	162	
B _{Ma}	30.57	1.41	-46.47	46.49	272	

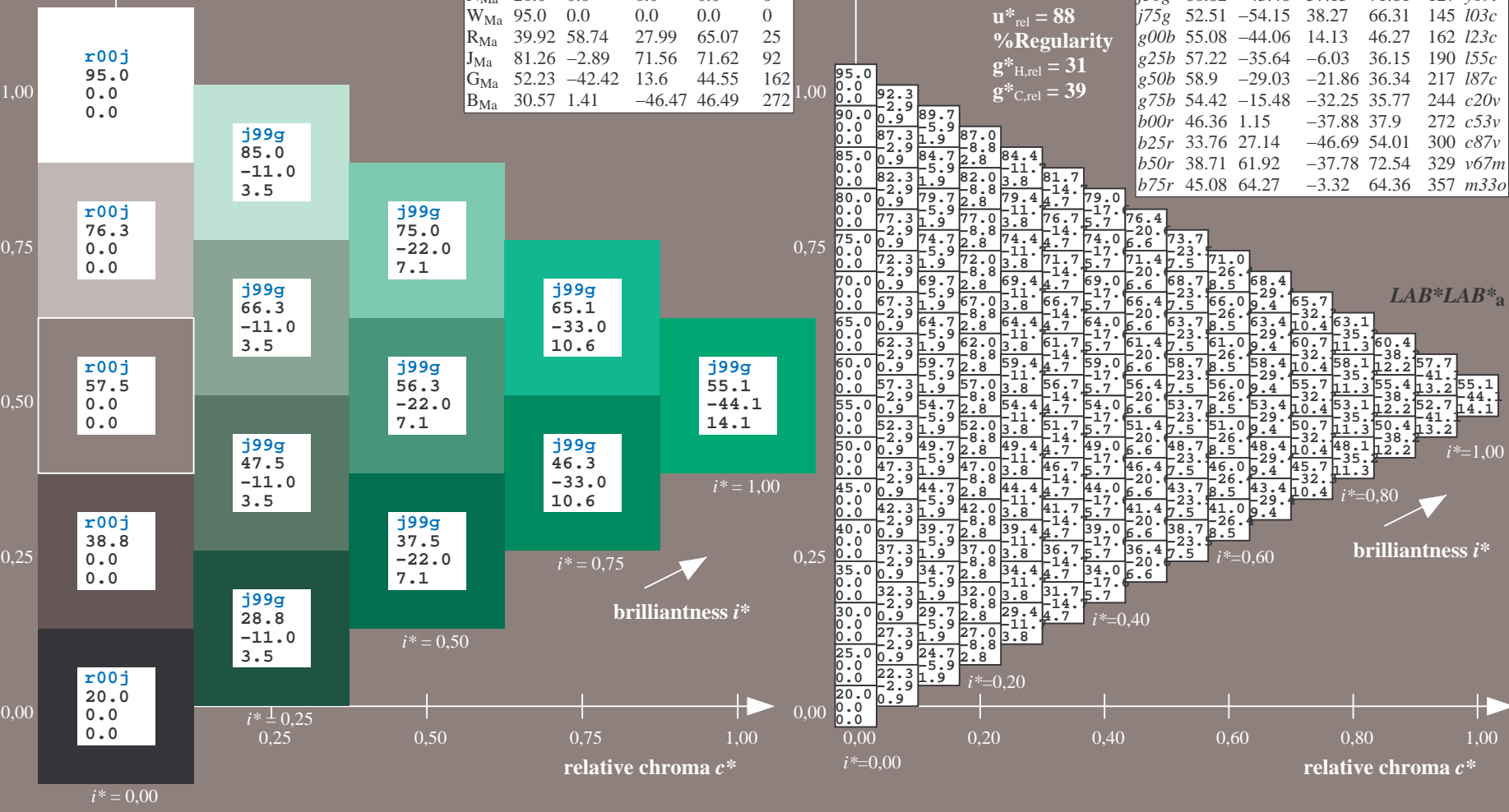
Data for maximum colour (Ma):

$LAB^*LAB^*_Ma: 55 -44 14$
 $LAB^*LCH^*_Ma: 55 46 162$
 $lab^*rgb^*_Ma: 0.0 1.0 0.0$
 $lab^*olv^*_Ma: 0.0 1.0 0.23$

triangle lightness t^*

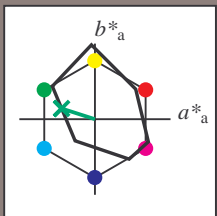
%Gamut
 $u^*_{rel} = 88$
 %Regularity
 $g^*_{H,rel} = 31$
 $g^*_{C,rel} = 39$

FRS12_95a; adapted (a) CIELAB data							
	u^*_e	$L^*=L^*_a$	a^*_a	b^*_a	$C^*_{ab,a}$	$h^*_{ab,a}$	u^*_d
r00j	44.18	56.95	27.14	63.08	25	m81o	
r25j	47.38	49.13	44.53	66.31	42	o10y	
r50j	57.76	35.24	58.41	68.22	59	o40y	
r75j	69.81	19.13	74.52	76.94	76	o69y	
j00g	87.06	-3.94	97.58	97.66	92	o98y	
j25g	72.25	-26.89	74.73	79.42	110	y34l	
j50g	60.82	-43.48	57.15	71.81	127	y69l	
j75g	52.51	-54.15	38.27	66.31	145	l03c	
g00b	55.08	-44.06	14.13	46.27	162	l23c	
g25b	57.22	-35.64	-6.03	36.15	190	l55c	
g50b	58.9	-29.03	-21.86	36.34	217	l87c	
g75b	54.42	-15.48	-32.25	35.77	244	c20c	
b00r	46.36	1.15	-37.88	37.9	272	c53v	
b25r	33.76	27.14	-46.69	54.01	300	c87v	
b50r	38.71	61.92	-37.78	72.54	329	v67m	
b75r	45.08	64.27	-3.32	64.36	357	m33o	



Input and output: Colorimetric Printer Reflective System FRS12_95a, L*=20_95 for relative CIELAB hue $h^* = lab^*h^* = h_{ab}/360 = 0.451$
 data for any colour:
 lab^*tch^* and lab^*icu^*

Hue texts:
 $u^*_e = g00b$ $u^*_d = l23c$
 contrast reduction factor:
 $c_R = 0.9$
 triangle lightness t^*



FRS12_95a; adapted (a) CIELAB data						
	u^*_e	$L^*=L^*_a$	a^*_a	b^*_a	$C^*_{ab,a}$	$h^*_{ab,a}$
O _{Ma}	43.8	53.91	39.75	66.98	36	
Y _{Ma}	87.58	-4.65	98.29	98.4	93	
L _{Ma}	51.95	-56.34	43.53	71.2	142	
C _{Ma}	59.62	-26.2	-28.62	38.8	228	
V _{Ma}	25.01	45.2	-52.8	69.51	311	
M _{Ma}	45.88	70.67	-29.93	76.75	337	
N _{Ma}	20.0	0.0	0.0	0.0	0	
W _{Ma}	95.0	0.0	0.0	0.0	0	
R _{Ma}	39.92	58.74	27.99	65.07	25	
J _{Ma}	81.26	-2.89	71.56	71.62	92	
G _{Ma}	52.23	-42.42	13.6	44.55	162	
B _{Ma}	30.57	1.41	-46.47	46.49	272	

Data for maximum colour (Ma):

$LAB^*LAB^*_{Ma}$: 55 -44 14

$LAB^*LCH^*_{Ma}$: 55 46 162

$lab^*rgb^*_{Ma}$: 0.0 1.0 0.0

$lab^*olv^*_{Ma}$: 0.0 1.0 0.23

triangle lightness t^*

%Gamut

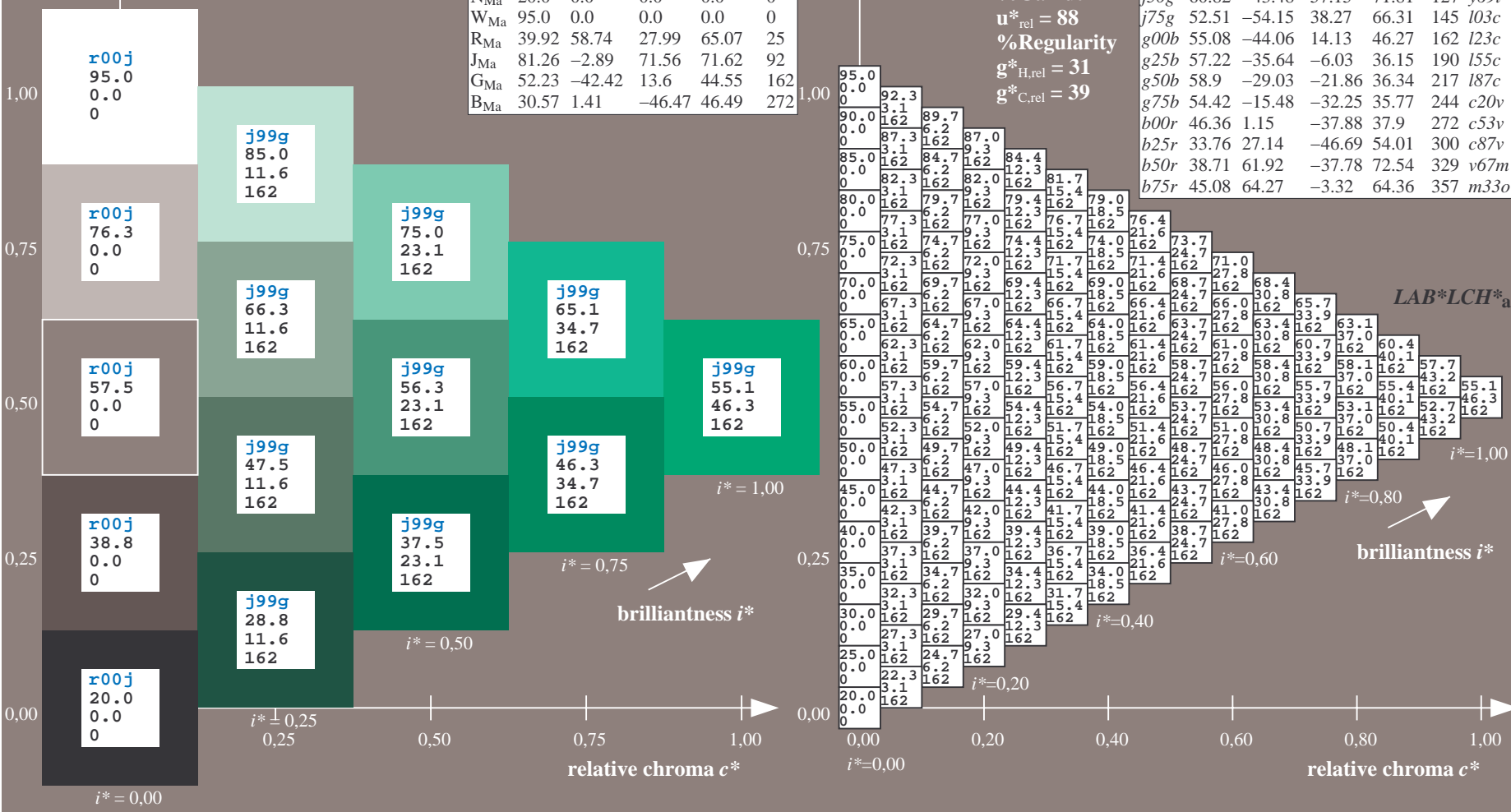
$u^*_{rel} = 88$

%Regularity

$g^*_{H,rel} = 31$

$g^*_{C,rel} = 39$

FRS12_95a; adapted (a) CIELAB data							
	u^*_e	$L^*=L^*_a$	a^*_a	b^*_a	$C^*_{ab,a}$	$h^*_{ab,a}$	u^*_d
r00j	44.18	56.95	27.14	63.08	25		m81o
r25j	47.38	49.13	44.53	66.31	42		o10y
r50j	57.76	35.24	58.41	68.22	59		o40y
r75j	69.81	19.13	74.52	76.94	76		o69y
j00g	87.06	-3.94	97.58	97.66	92		o98y
j25g	72.25	-26.89	74.73	79.42	110		y34l
j50g	60.82	-43.48	57.15	71.81	127		y69l
j75g	52.51	-54.15	38.27	66.31	145		l03c
g00b	55.08	-44.06	14.13	46.27	162		l23c
g25b	57.22	-35.64	-6.03	36.15	190		l55c
g50b	58.9	-29.03	-21.86	36.34	217		l87c
g75b	54.42	-15.48	-32.25	35.77	244		c20v
b00r	46.36	1.15	-37.88	37.9	272		c53v
b25r	33.76	27.14	-46.69	54.01	300		c87v
b50r	38.71	61.92	-37.78	72.54	329		v67m
b75r	45.08	64.27	-3.32	64.36	357		m33o

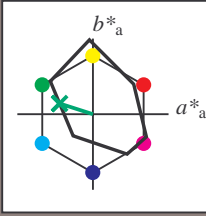


See for similar files: <http://www.ps.bam.de/Fe72/>; www.ps.bam.de/Fe72/; www.ps.bam.de/Fe72/
 Technical information: <http://www.ps.bam.de> Version 2.1, io=1,1, ColSpX=0

BAM registration: 20081001-Fe72/10L/L72e00NA.TXT/ .PS BAM material: code=rhadata
 application for evaluation and measurement of printer or monitor systems

Input and output: Colorimetric Printer Reflective System FRS12_95a, L*=20_95 for relative CIELAB hue $h^* = lab^*h^* = h_{ab}^*/360 = 0.451$

data for any colour:
 lab^*tch^* and lab^*icu^*
 Hue texts:
 $u^*_e = g00b$ $u^*_d = l23c$
 contrast reduction factor:
 $c_R = 0.9$
 triangle lightness t^*



FRS12_95a; adapted (a) CIELAB data

	u^*_e	$L^*=L^*_a$	a^*_a	b^*_a	$C^*_{ab,a}$	$h^*_{ab,a}$
O _{Ma}	43.8	53.91	39.75	66.98	36	
Y _{Ma}	87.58	-4.65	98.29	98.4	93	
L _{Ma}	51.95	-56.34	43.53	71.2	142	
C _{Ma}	59.62	-26.2	-28.62	38.8	228	
V _{Ma}	25.01	45.2	-52.8	69.51	311	
M _{Ma}	45.88	70.67	-29.93	76.75	337	
N _{Ma}	20.0	0.0	0.0	0.0	0	
W _{Ma}	95.0	0.0	0.0	0.0	0	
R _{Ma}	39.92	58.74	27.99	65.07	25	
J _{Ma}	81.26	-2.89	71.56	71.62	92	
G _{Ma}	52.23	-42.42	13.6	44.55	162	
B _{Ma}	30.57	1.41	-46.47	46.49	272	

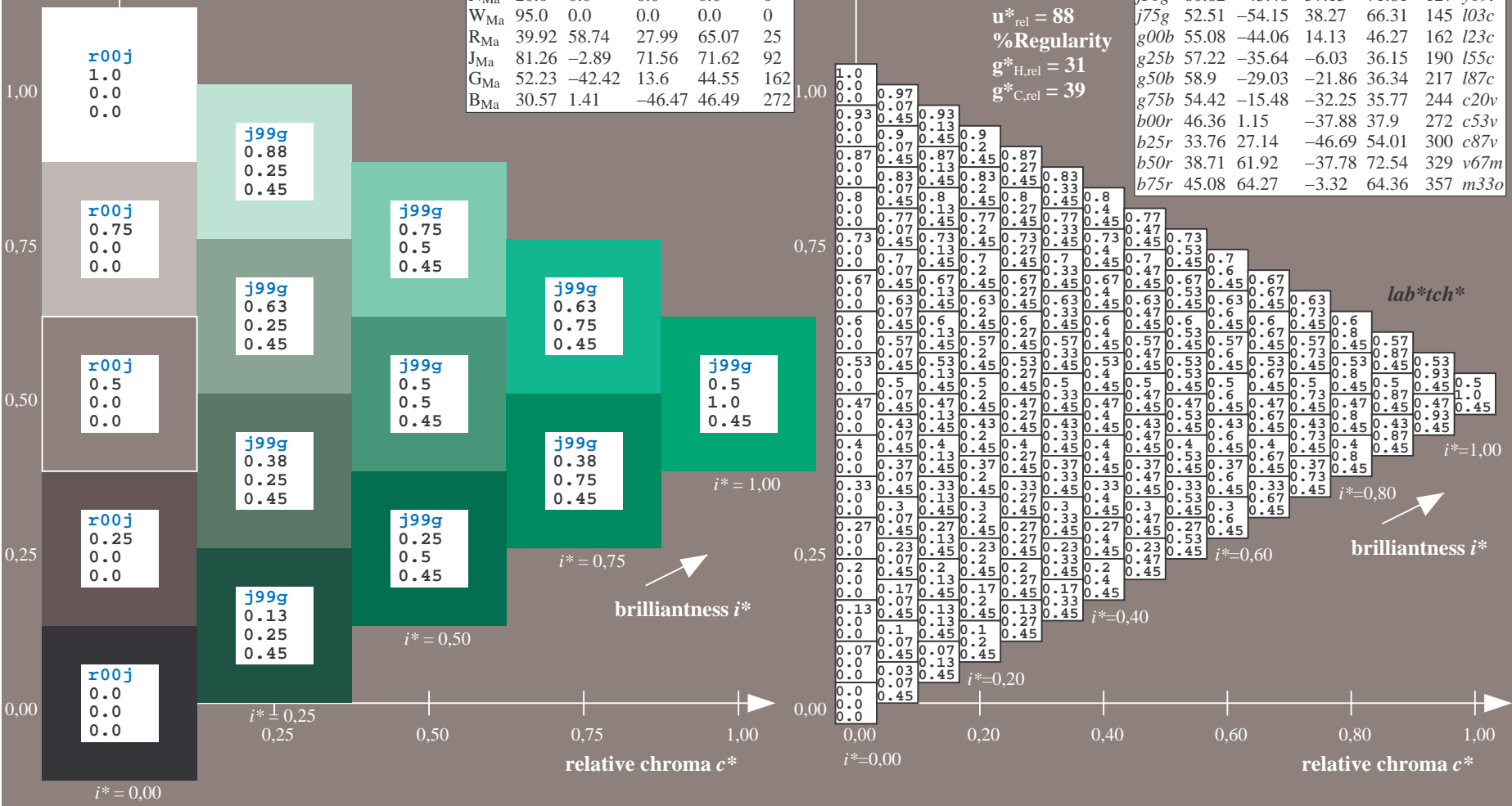
Data for maximum colour (Ma):

$LAB^*LAB^*_{Ma}$: 55 -44 14
 $LAB^*LCH^*_{Ma}$: 55 46 162
 $lab^*rgb^*_{Ma}$: 0.0 1.0 0.0
 $lab^*olv^*_{Ma}$: 0.0 1.0 0.23

FRS12_95a; adapted (a) CIELAB data

	u^*_e	$L^*=L^*_a$	a^*_a	b^*_a	$C^*_{ab,a}$	$h^*_{ab,a}$	u^*_d
r00j	44.18	56.95	27.14	63.08	25	m81o	
r25j	47.38	49.13	44.53	66.31	42	o10y	
r50j	57.76	35.24	58.41	68.22	59	o40y	
r75j	69.81	19.13	74.52	76.94	76	o69y	
j00g	87.06	-3.94	97.58	97.66	92	o98y	
j25g	72.25	-26.89	74.73	79.42	110	y34l	
j50g	60.82	-43.48	57.15	71.81	127	y69l	
j75g	52.51	-54.15	38.27	66.31	145	l03c	
g00b	55.08	-44.06	14.13	46.27	162	l23c	
g25b	57.22	-35.64	-6.03	36.15	190	l55c	
g50b	58.9	-29.03	-21.86	36.34	217	l87c	
g75b	54.42	-15.48	-32.25	35.77	244	c20c	
b00r	46.36	1.15	-37.88	37.9	272	c53v	
b25r	33.76	27.14	-46.69	54.01	300	c87v	
b50r	38.71	61.92	-37.78	72.54	329	v67m	
b75r	45.08	64.27	-3.32	64.36	357	m33o	

triangle lightness t^*
 %Gamut
 $u^*_{rel} = 88$
 %Regularity
 $g^*_{H,rel} = 31$
 $g^*_{C,rel} = 39$



See for similar files: <http://www.ps.bam.de/Fe72/>; www.ps.bam.de/Fe72/
 Technical information: <http://www.ps.bam.de> Version 2.1, io=1,1, ColSpx=0

BAM registration: 20081001-Fe72/10L/L72e00NA.TXT/ .PS BAM material: code=rh4ta
 application for evaluation and measurement of printer or monitor systems

Input and output: Colorimetric Printer Reflective System FRS12_95a, L*=20_95 for relative CIELAB hue $h^* = lab^*h^* = h_{ab}^*/360 = 0.451$

data for any colour:

lab^*tch^* and lab^*icu^*

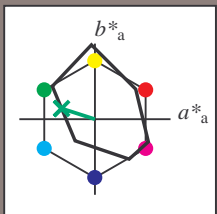
Hue texts:

$u^*_e = g00b$ $u^*_d = l23c$

contrast reduction factor:

$c_R = 0.9$

triangle lightness t^*



FRS12_95a; adapted (a) CIELAB data

	u^*_e	$L^*=L^*_a$	a^*_a	b^*_a	$C^*_{ab,a}$	$h^*_{ab,a}$
O _{Ma}	43.8	53.91	39.75	66.98	36	
Y _{Ma}	87.58	-4.65	98.29	98.4	93	
L _{Ma}	51.95	-56.34	43.53	71.2	142	
C _{Ma}	59.62	-26.2	-28.62	38.8	228	
V _{Ma}	25.01	45.2	-52.8	69.51	311	
M _{Ma}	45.88	70.67	-29.93	76.75	337	
N _{Ma}	20.0	0.0	0.0	0.0	0	
W _{Ma}	95.0	0.0	0.0	0.0	0	
R _{Ma}	39.92	58.74	27.99	65.07	25	
J _{Ma}	81.26	-2.89	71.56	71.62	92	
G _{Ma}	52.23	-42.42	13.6	44.55	162	
B _{Ma}	30.57	1.41	-46.47	46.49	272	

Data for maximum colour (Ma):

$LAB^*LAB^*_{Ma}$: 55 -44 14

$LAB^*LCH^*_{Ma}$: 55 46 162

$lab^*rgb^*_{Ma}$: 0.0 1.0 0.0

$lab^*olv^*_{Ma}$: 0.0 1.0 0.23

triangle lightness t^*

%Gamut

$u^*_{rel} = 88$

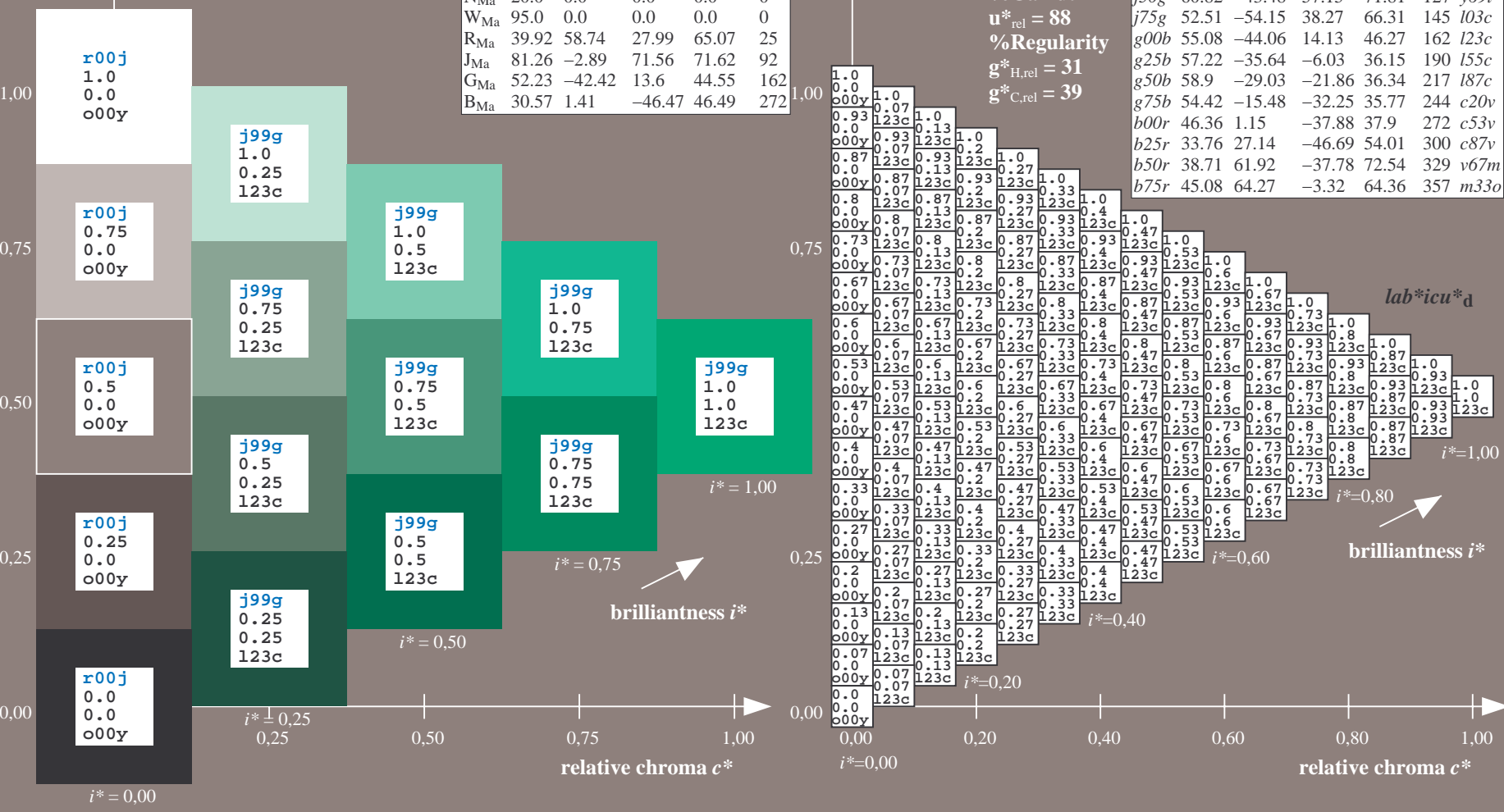
%Regularity

$g^*_{H,rel} = 31$

$g^*_{C,rel} = 39$

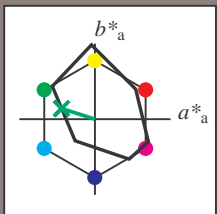
FRS12_95a; adapted (a) CIELAB data

	u^*_e	$L^*=L^*_a$	a^*_a	b^*_a	$C^*_{ab,a}$	$h^*_{ab,a}$	u^*_d
r00j	44.18	56.95	27.14	63.08	25	m81o	
r25j	47.38	49.13	44.53	66.31	42	o10y	
r50j	57.76	35.24	58.41	68.22	59	o40y	
r75j	69.81	19.13	74.52	76.94	76	o69y	
j00g	87.06	-3.94	97.58	97.66	92	o98y	
j25g	72.25	-26.89	74.73	79.42	110	y34l	
j50g	60.82	-43.48	57.15	71.81	127	y69l	
j75g	52.51	-54.15	38.27	66.31	145	l03c	
g00b	55.08	-44.06	14.13	46.27	162	l23c	
g25b	57.22	-35.64	-6.03	36.15	190	l55c	
g50b	58.9	-29.03	-21.86	36.34	217	l87c	
g75b	54.42	-15.48	-32.25	35.77	244	c20v	
b00r	46.36	1.15	-37.88	37.9	272	c53v	
b25r	33.76	27.14	-46.69	54.01	300	c87v	
b50r	38.71	61.92	-37.78	72.54	329	v67m	
b75r	45.08	64.27	-3.32	64.36	357	m33o	



Input and output: Colorimetric Printer Reflective System FRS12_95a, L*=20_95 for relative CIELAB hue $h^* = lab^*h^* = h_{ab}/360 = 0.451$
 data for any colour:
 lab^*tch^* and lab^*icu^*

Hue texts:
 $u^*_e = g00b$ $u^*_d = l23c$
 contrast reduction factor:
 $c_R = 0.9$
 triangle lightness t^*



FRS12_95; CIELAB data

u^*_e	$L^*=L^*$	a^*	b^*	C^*_{ab}	h^*_{ab}
O _M	43.8	54.41	32.95	63.61	31
Y _M	87.58	-4.04	90.02	90.11	93
L _M	51.95	-55.83	36.46	66.68	147
C _M	59.62	-25.67	-35.94	44.17	234
V _M	25.01	45.64	-58.96	74.57	308
M _M	45.88	71.17	-36.79	80.12	333
N _M	20.0	0.43	-5.99	6.01	274
W _M	95.0	0.62	-8.52	8.54	274
R _M	39.92	58.74	27.99	65.07	25
J _M	81.26	-2.89	71.56	71.62	92
G _M	52.23	-42.42	13.6	44.55	162
B _M	30.57	1.41	-46.47	46.49	272

Data for maximum colour (Ma):

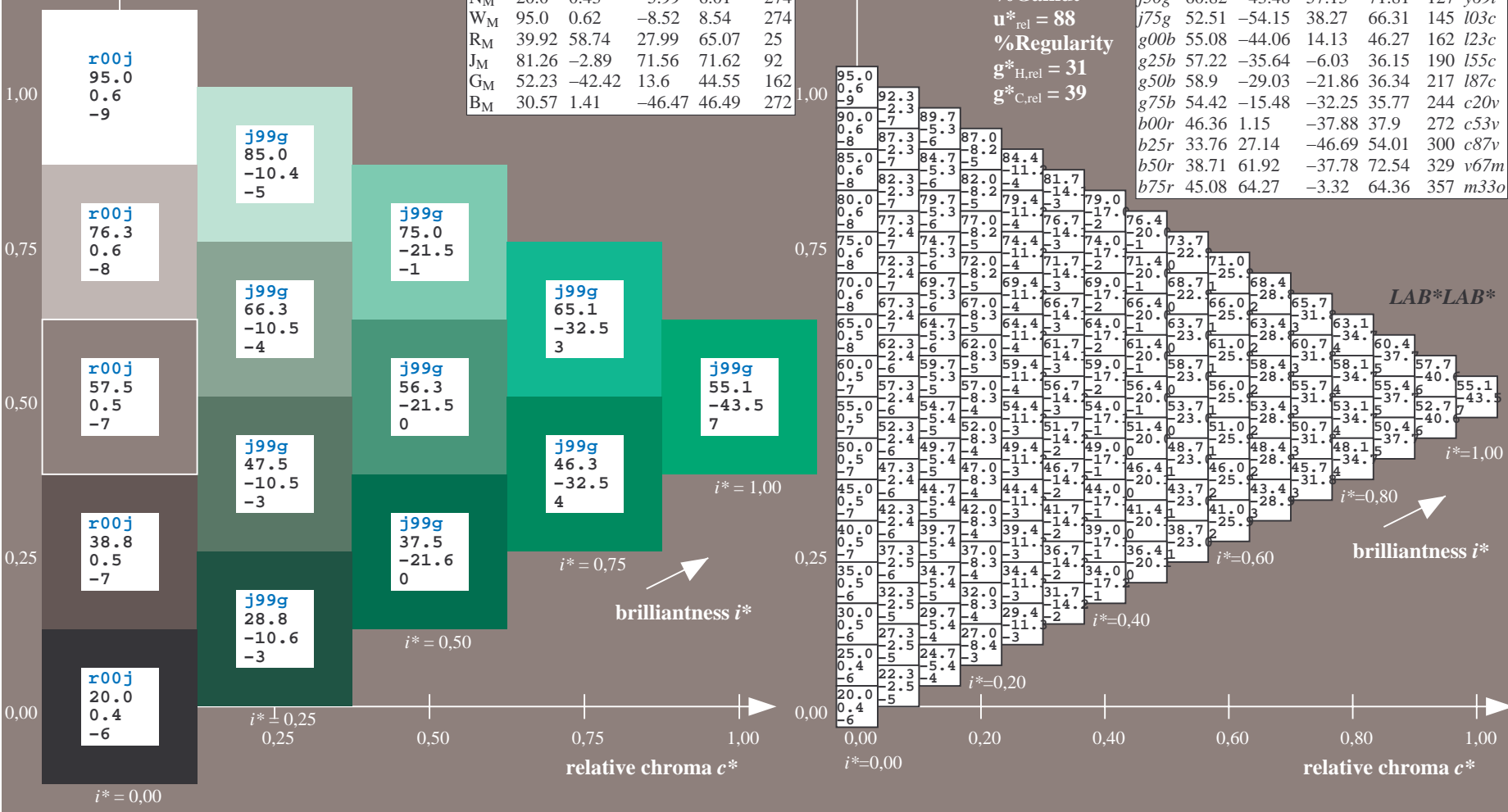
$LAB^*LAB^*_{Ma}: 55 -44 14$
 $LAB^*LCH^*_{Ma}: 55 46 162$
 $lab^*rgb^*_{Ma}: 0.0 1.0 0.0$
 $lab^*olv^*_{Ma}: 0.0 1.0 0.23$

triangle lightness t^*

%Gamut
 $u^*_{rel} = 88$
 %Regularity
 $g^*_{H,rel} = 31$
 $g^*_{C,rel} = 39$

FRS12_95a; adapted (a) CIELAB data

u^*_e	$L^*=L^*_a$	a^*_a	b^*_a	$C^*_{ab,a}$	$h^*_{ab,a}$	u^*_d
r00j	44.18	56.95	27.14	63.08	25	m81o
r25j	47.38	49.13	44.53	66.31	42	o10y
r50j	57.76	35.24	58.41	68.22	59	o40y
r75j	69.81	19.13	74.52	76.94	76	o69y
j00g	87.06	-3.94	97.58	97.66	92	o98y
j25g	72.25	-26.89	74.73	79.42	110	y34l
j50g	60.82	-43.48	57.15	71.81	127	y69l
j75g	52.51	-54.15	38.27	66.31	145	l03c
g00b	55.08	-44.06	14.13	46.27	162	l23c
g25b	57.22	-35.64	-6.03	36.15	190	l55c
g50b	58.9	-29.03	-21.86	36.34	217	l87c
g75b	54.42	-15.48	-32.25	35.77	244	c20v
b00r	46.36	1.15	-37.88	37.9	272	c53v
b25r	33.76	27.14	-46.69	54.01	300	c87v
b50r	38.71	61.92	-37.78	72.54	329	v67m
b75r	45.08	64.27	-3.32	64.36	357	m33o

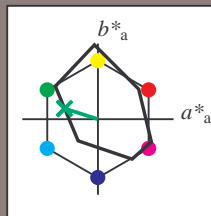


See for similar files: <http://www.ps.bam.de/Fe72/>;
 Technical information: <http://www.ps.bam.de>
 Version 2.1, io=1,1, ColSpX=0

BAM registration: 20081001-Fe72/10L/L72e00NA.TXT/ .PS
 application for evaluation and measurement of printer or monitor systems
 BAM material: code=rhadata

Input and output: Colorimetric Printer Reflective System FRS12_95a, L*=20_95 for relative CIELAB hue $h^* = lab^*h^* = h_{ab}/360 = 0.451$
 data for any colour:
 lab^*tch^* and lab^*icu^*

Hue texts:
 $u^*_e = g00b$ $u^*_d = l23c$
 contrast reduction factor:
 $c_R = 0.9$
 triangle lightness t^*



FRS12_95a; CIELAB data

	u^*_e	$L^*=L^*$	a^*	b^*	C^*_{ab}	h^*_{ab}
O _M	43.8	54.41	32.95	63.61	63.61	31
Y _M	87.58	-4.04	90.02	90.11	90.11	93
L _M	51.95	-55.83	36.46	66.68	66.68	147
C _M	59.62	-25.67	-35.94	44.17	44.17	234
V _M	25.01	45.64	-58.96	74.57	74.57	308
M _M	45.88	71.17	-36.79	80.12	80.12	333
N _M	20.0	0.43	-5.99	6.01	6.01	274
W _M	95.0	0.62	-8.52	8.54	8.54	274
R _M	39.92	58.74	27.99	65.07	65.07	25
J _M	81.26	-2.89	71.56	71.62	71.62	92
G _M	52.23	-42.42	13.6	44.55	44.55	162
B _M	30.57	1.41	-46.47	46.49	46.49	272

Data for maximum colour (Ma):

$LAB^*LAB^*_{Ma}: 55 -44 14$

$LAB^*LCH^*_{Ma}: 55 46 162$

$lab^*rgb^*_{Ma}: 0.0 1.0 0.0$

$lab^*olv^*_{Ma}: 0.0 1.0 0.23$

triangle lightness t^*

%Gamut

$u^*_{rel} = 88$

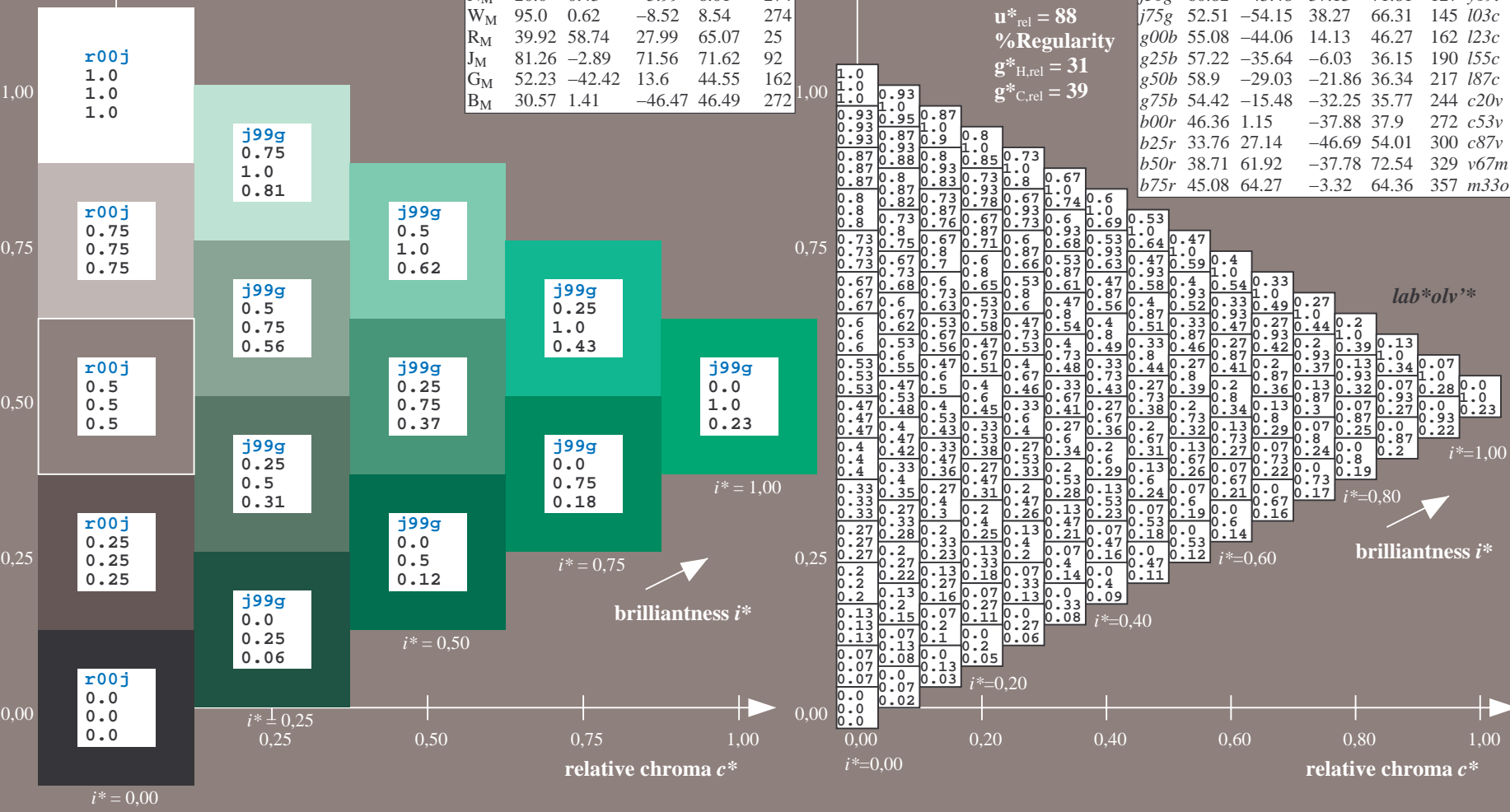
%Regularity

$g^*_{H,rel} = 31$

$g^*_{C,rel} = 39$

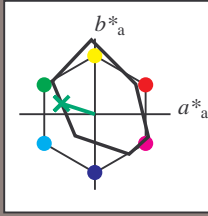
FRS12_95a; adapted (a) CIELAB data

	u^*_e	$L^*=L^*_a$	a^*_a	b^*_a	$C^*_{ab,a}$	$h^*_{ab,a}$	u^*_d
r00j	44.18	56.95	27.14	63.08	25	m81o	
r25j	47.38	49.13	44.53	66.31	42	o10y	
r50j	57.76	35.24	58.41	68.22	59	o40y	
r75j	69.81	19.13	74.52	76.94	76	o69y	
j00g	87.06	-3.94	97.58	97.66	92	o98y	
j25g	72.25	-26.89	74.73	79.42	110	y34l	
j50g	60.82	-43.48	57.15	71.81	127	y69l	
j75g	52.51	-54.15	38.27	66.31	145	l03c	
g00b	55.08	-44.06	14.13	46.27	162	l23c	
g25b	57.22	-35.64	-6.03	36.15	190	l55c	
g50b	58.9	-29.03	-21.86	36.34	217	l87c	
g75b	54.42	-15.48	-32.25	35.77	244	c20c	
b00r	46.36	1.15	-37.88	37.9	272	c53v	
b25r	33.76	27.14	-46.69	54.01	300	c87v	
b50r	38.71	61.92	-37.78	72.54	329	v67m	
b75r	45.08	64.27	-3.32	64.36	357	m33o	



Input and output: Colorimetric Printer Reflective System FRS12_95a, L*=20_95 for relative CIELAB hue $h^* = lab^*h^* = h_{ab}/360 = 0.451$
 data for any colour:
 lab^*tch^* and lab^*icu^*

Hue texts:
 $u^*_e = g00b$ $u^*_d = l23c$
 contrast reduction factor:
 $c_R = 0.9$
 triangle lightness t^*



FRS12_95a; CIELAB data

u^*_e	$L^*=L^*$	a^*	b^*	C^*_{ab}	h^*_{ab}
O _M	43.8	54.41	32.95	63.61	31
Y _M	87.58	-4.04	90.02	90.11	93
L _M	51.95	-55.83	36.46	66.68	147
C _M	59.62	-25.67	-35.94	44.17	234
V _M	25.01	45.64	-58.96	74.57	308
M _M	45.88	71.17	-36.79	80.12	333
N _M	20.0	0.43	-5.99	6.01	274
W _M	95.0	0.62	-8.52	8.54	274
R _M	39.92	58.74	27.99	65.07	25
J _M	81.26	-2.89	71.56	71.62	92
G _M	52.23	-42.42	13.6	44.55	162
B _M	30.57	1.41	-46.47	46.49	272

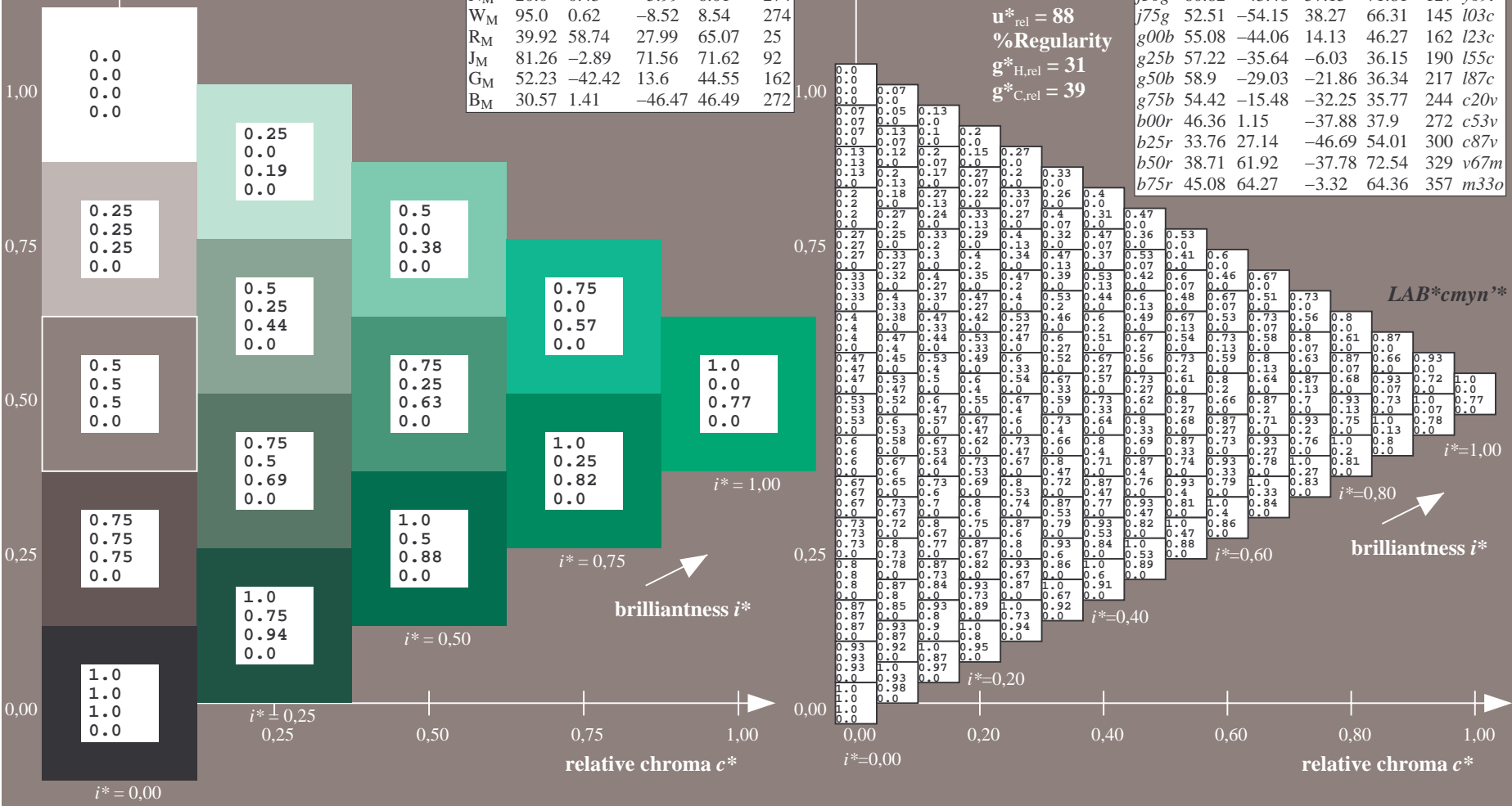
Data for maximum colour (Ma):

$LAB^*LAB^*_{Ma}$: 55 -44 14
 $LAB^*LCH^*_{Ma}$: 55 46 162
 $lab^*rgb^*_{Ma}$: 0.0 1.0 0.0
 $lab^*olv^*_{Ma}$: 0.0 1.0 0.23

triangle lightness t^*
 %Gamut
 $u^*_{rel} = 88$
 %Regularity
 $g^*_{H,rel} = 31$
 $g^*_{C,rel} = 39$

FRS12_95a; adapted (a) CIELAB data

u^*_e	$L^*=L^*_a$	a^*_a	b^*_a	$C^*_{ab,a}$	$h^*_{ab,a}$	u^*_d
r00j	44.18	56.95	27.14	63.08	25	m81o
r25j	47.38	49.13	44.53	66.31	42	o10y
r50j	57.76	35.24	58.41	68.22	59	o40y
r75j	69.81	19.13	74.52	76.94	76	o69y
j00g	87.06	-3.94	97.58	97.66	92	o98y
j25g	72.25	-26.89	74.73	79.42	110	y34l
j50g	60.82	-43.48	57.15	71.81	127	y69l
j75g	52.51	-54.15	38.27	66.31	145	l03c
g00b	55.08	-44.06	14.13	46.27	162	l23c
g25b	57.22	-35.64	-6.03	36.15	190	l55c
g50b	58.9	-29.03	-21.86	36.34	217	l87c
g75b	54.42	-15.48	-32.25	35.77	242	c20v
b00r	46.36	1.15	-37.88	37.9	274	c53v
b25r	33.76	27.14	-46.69	54.01	300	c87v
b50r	38.71	61.92	-37.78	72.54	329	v67m
b75r	45.08	64.27	-3.32	64.36	357	m33o



BAM registration: 20081001-Fe72/10L/L72e00NA.TXT/ .PS
 application for evaluation and measurement of printer or monitor systems
 BAM material: code=rhadata