

Input and output: Colorimetric Printer Reflective System FRS12_95a, L*=20_95 for relative CIELAB hue $h^* = lab^*h^* = h_{ab}^*/360 = 0.755$

$u^*_e = b00r$

data for any colour:

lab^*tch^* and lab^*icu^*

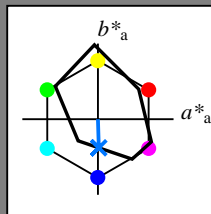
Hue texts:

$u^*_e = b00r$ $u^*_d = c53v$

contrast reduction factor:

$c_R = 0.9$

triangle lightness t^*



FRS12_95a; adapted (a) CIELAB data						
u^*_e	$L^*=L^*_a$	a^*_a	b^*_a	$C^*_{ab,a}$	$h^*_{ab,a}$	
O _{Ma}	43.8	53.91	39.75	66.98	36	
Y _{Ma}	87.58	-4.65	98.29	98.4	93	
L _{Ma}	51.95	-56.34	43.53	71.2	142	
C _{Ma}	59.62	-26.2	-28.62	38.8	228	
V _{Ma}	25.01	45.2	-52.8	69.51	311	
M _{Ma}	45.88	70.67	-29.93	76.75	337	
N _{Ma}	20.0	0.0	0.0	0.0	0	
W _{Ma}	95.0	0.0	0.0	0.0	0	
R _{Ma}	39.92	58.74	27.99	65.07	25	
J _{Ma}	81.26	-2.89	71.56	71.62	92	
G _{Ma}	52.23	-42.42	13.6	44.55	162	
B _{Ma}	30.57	1.41	-46.47	46.49	272	

Data for maximum colour (Ma):

$LAB^*LAB^*_{Ma}$: 46 1 -38

$LAB^*LCH^*_{Ma}$: 46 38 271

$lab^*rgb^*_{Ma}$: 0.0 0.0 1.0

$lab^*olv^*_{Ma}$: 0.0 0.47 1.0

triangle lightness t^*

%Gamut

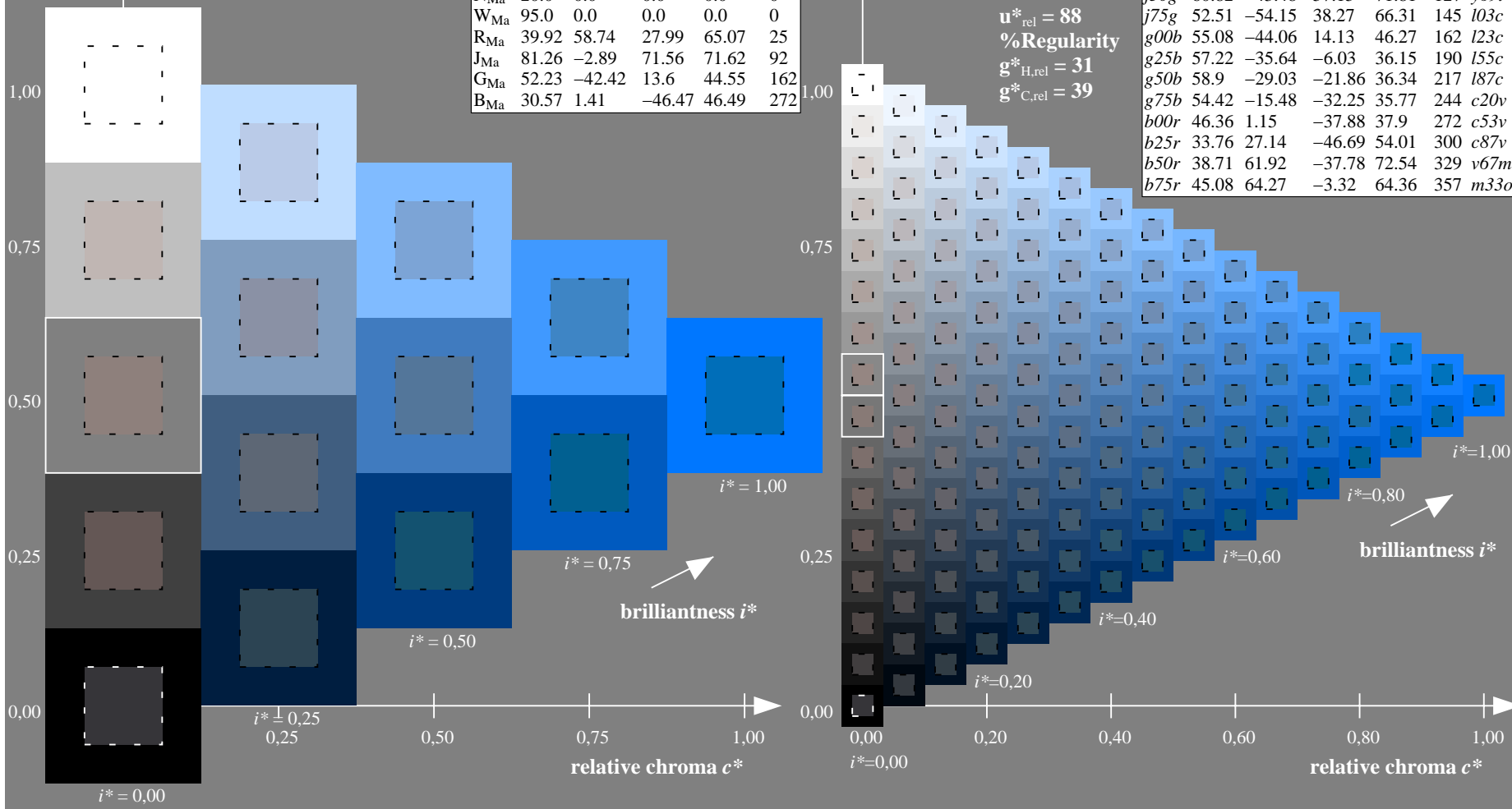
$u^*_{rel} = 88$

%Regularity

$g^*_{H,rel} = 31$

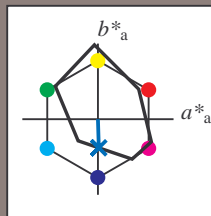
$g^*_{C,rel} = 39$

FRS12_95a; adapted (a) CIELAB data							
u^*_e	$L^*=L^*_a$	a^*_a	b^*_a	$C^*_{ab,a}$	$h^*_{ab,a}$	u^*_d	
r00j	44.18	56.95	27.14	63.08	25	m81o	
r25j	47.38	49.13	44.53	66.31	42	o10y	
r50j	57.76	35.24	58.41	68.22	59	o40y	
r75j	69.81	19.13	74.52	76.94	76	o69y	
j00g	87.06	-3.94	97.58	97.66	92	o98y	
j25g	72.25	-26.89	74.73	79.42	110	y34l	
j50g	60.82	-43.48	57.15	71.81	127	y69l	
j75g	52.51	-54.15	38.27	66.31	145	l03c	
g00b	55.08	-44.06	14.13	46.27	162	l23c	
g25b	57.22	-35.64	-6.03	36.15	190	l55c	
g50b	58.9	-29.03	-21.86	36.34	217	l87c	
g75b	54.42	-15.48	-32.25	35.77	244	c20v	
b00r	46.36	1.15	-37.88	37.9	272	c53v	
b25r	33.76	27.14	-46.69	54.01	300	c87v	
b50r	38.71	61.92	-37.78	72.54	329	v67m	
b75r	45.08	64.27	-3.32	64.36	357	m33o	



Input and output: Colorimetric Printer Reflective System FRS12_95a, L*=20_95 for relative CIELAB hue $h^* = lab^*h^* = h_{ab}^*/360 = 0.755$
 data for any colour:
 lab^*tch^* and lab^*icu^*

Hue texts:
 $u^*_e = b00r$ $u^*_d = c53v$
 contrast reduction factor:
 $c_R = 0.9$
 triangle lightness t^*



FRS12_95a; adapted (a) CIELAB data						
	u^*_e	$L^*=L^*_a$	a^*_a	b^*_a	$C^*_{ab,a}$	$h^*_{ab,a}$
O _{Ma}	43.8	53.91	39.75	66.98	36	
Y _{Ma}	87.58	-4.65	98.29	98.4	93	
L _{Ma}	51.95	-56.34	43.53	71.2	142	
C _{Ma}	59.62	-26.2	-28.62	38.8	228	
V _{Ma}	25.01	45.2	-52.8	69.51	311	
M _{Ma}	45.88	70.67	-29.93	76.75	337	
N _{Ma}	20.0	0.0	0.0	0.0	0	
W _{Ma}	95.0	0.0	0.0	0.0	0	
R _{Ma}	39.92	58.74	27.99	65.07	25	
J _{Ma}	81.26	-2.89	71.56	71.62	92	
G _{Ma}	52.23	-42.42	13.6	44.55	162	
B _{Ma}	30.57	1.41	-46.47	46.49	272	

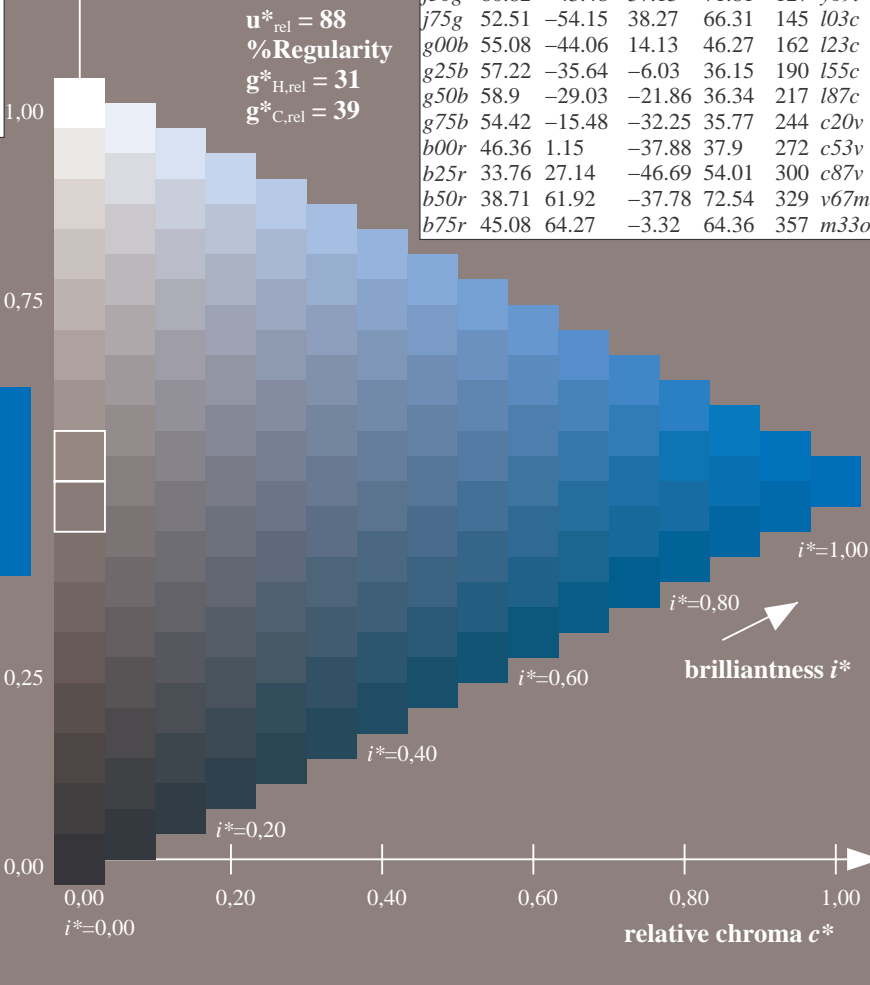
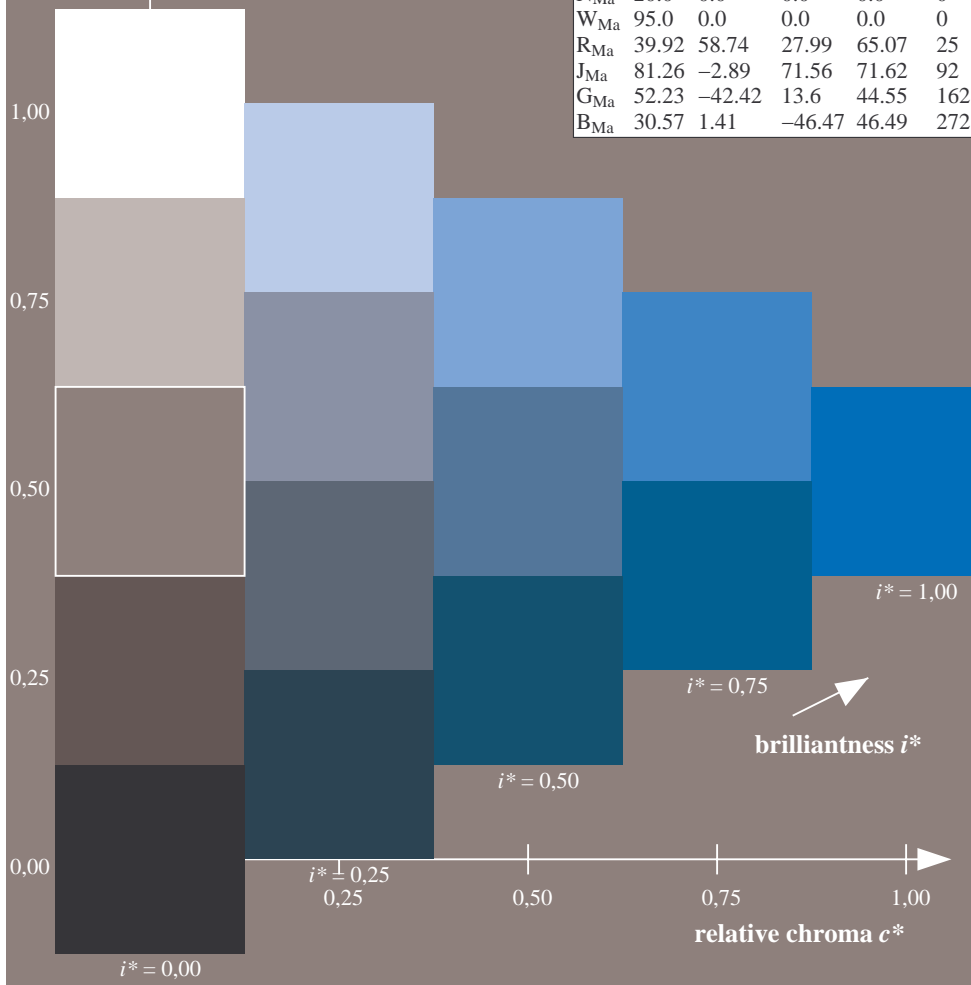
Data for maximum colour (Ma):

$LAB^*LAB^*_{Ma}$: 46 1 -38
 $LAB^*LCH^*_{Ma}$: 46 38 271
 $lab^*rgb^*_{Ma}$: 0.0 0.0 1.0
 $lab^*olv^*_{Ma}$: 0.0 0.47 1.0

FRS12_95a; adapted (a) CIELAB data							
	u^*_e	$L^*=L^*_a$	a^*_a	b^*_a	$C^*_{ab,a}$	$h^*_{ab,a}$	u^*_d
r00j	44.18	56.95	27.14	63.08	25	m81o	
r25j	47.38	49.13	44.53	66.31	42	o10y	
r50j	57.76	35.24	58.41	68.22	59	o40y	
r75j	69.81	19.13	74.52	76.94	76	o69y	
j00g	87.06	-3.94	97.58	97.66	92	o98y	
j25g	72.25	-26.89	74.73	79.42	110	y34l	
j50g	60.82	-43.48	57.15	71.81	127	y69l	
j75g	52.51	-54.15	38.27	66.31	145	l03c	
g00b	55.08	-44.06	14.13	46.27	162	l23c	
g25b	57.22	-35.64	-6.03	36.15	190	l55c	
g50b	58.9	-29.03	-21.86	36.34	217	l87c	
g75b	54.42	-15.48	-32.25	35.77	244	c20v	
b00r	46.36	1.15	-37.88	37.9	272	c53v	
b25r	33.76	27.14	-46.69	54.01	300	c87v	
b50r	38.71	61.92	-37.78	72.54	329	v67m	
b75r	45.08	64.27	-3.32	64.36	357	m33o	

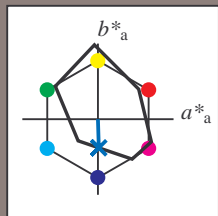
triangle lightness t^*

%Gamut
 $u^*_{rel} = 88$
 %Regularity
 $g^*_{H,rel} = 31$
 $g^*_{C,rel} = 39$



Input and output: Colorimetric Printer Reflective System FRS12_95a, L*=20_95 for relative CIELAB hue $h^* = lab^*h^* = h_{ab}/360 = 0.755$
 data for any colour:

lab^*tch^* and lab^*icu^*
 Hue texts:
 $u^*_e = b00r$ $u^*_d = c53v$
 contrast reduction factor:
 $c_R = 0.9$
 triangle lightness t^*



FRS12_95a; adapted (a) CIELAB data

	u^*_e	$L^*=L^*_a$	a^*_a	b^*_a	$C^*_{ab,a}$	$h^*_{ab,a}$
O _{Ma}	43.8	53.91	39.75	66.98	36	
Y _{Ma}	87.58	-4.65	98.29	98.4	93	
L _{Ma}	51.95	-56.34	43.53	71.2	142	
C _{Ma}	59.62	-26.2	-28.62	38.8	228	
V _{Ma}	25.01	45.2	-52.8	69.51	311	
M _{Ma}	45.88	70.67	-29.93	76.75	337	
N _{Ma}	20.0	0.0	0.0	0.0	0	
W _{Ma}	95.0	0.0	0.0	0.0	0	
R _{Ma}	39.92	58.74	27.99	65.07	25	
J _{Ma}	81.26	-2.89	71.56	71.62	92	
G _{Ma}	52.23	-42.42	13.6	44.55	162	
B _{Ma}	30.57	1.41	-46.47	46.49	272	

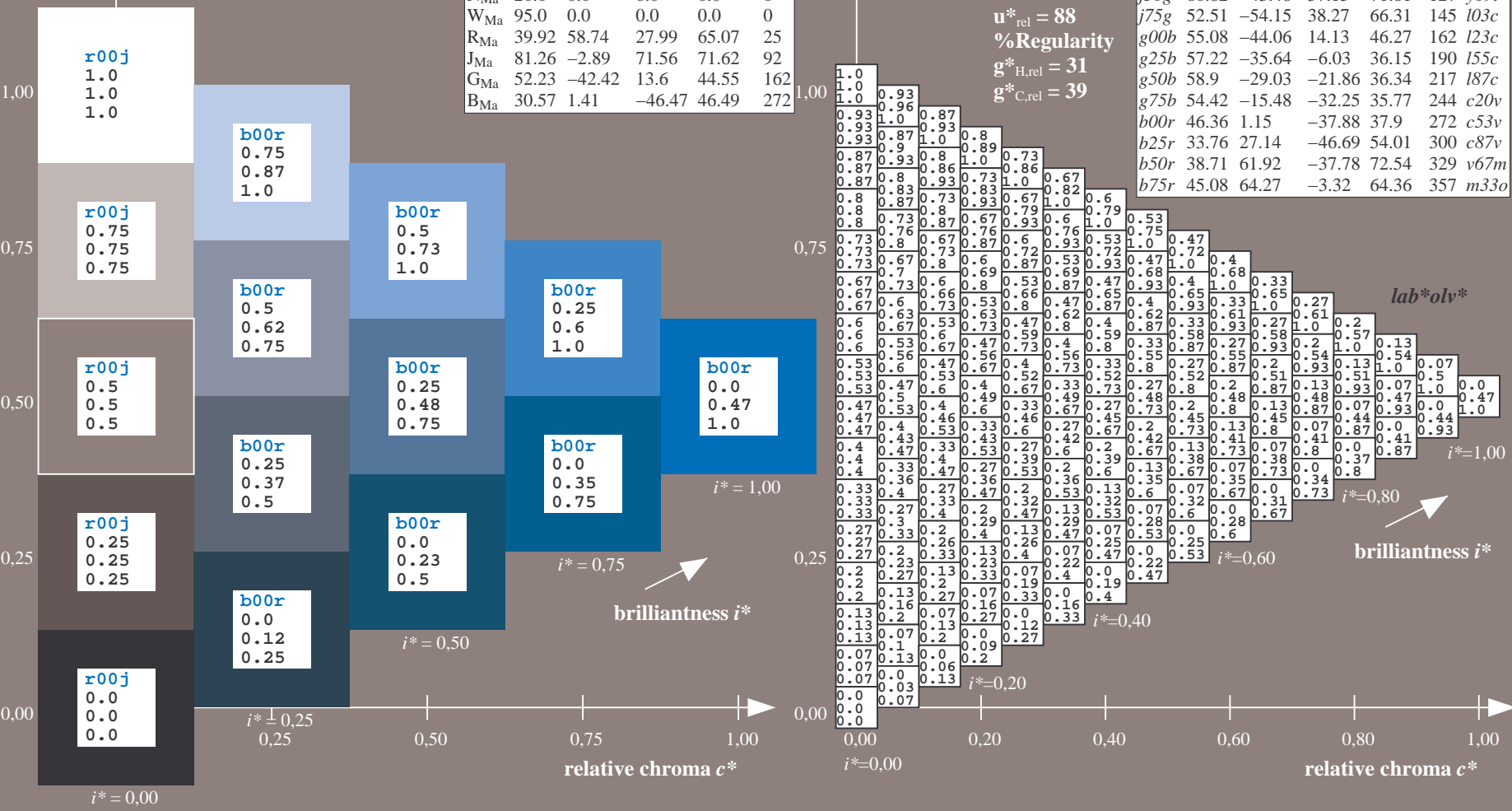
Data for maximum colour (Ma):

$LAB^*LAB^*_{Ma}$: 46 1 -38
 $LAB^*LCH^*_{Ma}$: 46 38 271
 $lab^*rgb^*_{Ma}$: 0.0 0.0 1.0
 $lab^*olv^*_{Ma}$: 0.0 0.47 1.0
 triangle lightness t^*

FRS12_95a; adapted (a) CIELAB data

	u^*_e	$L^*=L^*_a$	a^*_a	b^*_a	$C^*_{ab,a}$	$h^*_{ab,a}$	u^*_d
r00j	44.18	56.95	27.14	63.08	25	m81o	
r25j	47.38	49.13	44.53	66.31	42	o10y	
r50j	57.76	35.24	58.41	68.22	59	o40y	
r75j	69.81	19.13	74.52	76.94	76	o69y	
j00g	87.06	-3.94	97.58	97.66	92	o98y	
j25g	72.25	-26.89	74.73	79.42	110	y34l	
j50g	60.82	-43.48	57.15	71.81	127	y69l	
j75g	52.51	-54.15	38.27	66.31	145	l03c	
g00b	55.08	-44.06	14.13	46.27	162	l23c	
g25b	57.22	-35.64	-6.03	36.15	190	l55c	
g50b	58.9	-29.03	-21.86	36.34	217	l87c	
g75b	54.42	-15.48	-32.25	35.77	244	c20v	
b00r	46.36	1.15	-37.88	37.9	272	c53v	
b25r	33.76	27.14	-46.69	54.01	300	c87v	
b50r	38.71	61.92	-37.78	72.54	329	v67m	
b75r	45.08	64.27	-3.32	64.36	357	m33o	

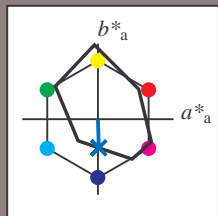
%Gamut
 $u^*_{rel} = 88$
 %Regularity
 $g^*_{H,rel} = 31$
 $g^*_{C,rel} = 39$



BAM registration: 20081001-Fe73/10L/L73e00NP.PDF/ .PS
 application for evaluation and measurement of printer or monitor systems
 BAM material: code=rhadata

Input and output: Colorimetric Printer Reflective System FRS12_95a, L*=20_95 for relative CIELAB hue $h^* = lab^*h^* = h^*_{ab}/360 = 0.755$
 data for any colour:

lab^*tch^* and lab^*icu^*
 Hue texts:
 $u^*_e = b00r$ $u^*_d = c53v$
 contrast reduction factor:
 $c_R = 0.9$
 triangle lightness t^*



FRS12_95a; adapted (a) CIELAB data

	u^*_e	$L^*=L^*_a$	a^*_a	b^*_a	$C^*_{ab,a}$	$h^*_{ab,a}$
O _{Ma}	43.8	53.91	39.75	66.98	36	
Y _{Ma}	87.58	-4.65	98.29	98.4	93	
L _{Ma}	51.95	-56.34	43.53	71.2	142	
C _{Ma}	59.62	-26.2	-28.62	38.8	228	
V _{Ma}	25.01	45.2	-52.8	69.51	311	
M _{Ma}	45.88	70.67	-29.93	76.75	337	
N _{Ma}	20.0	0.0	0.0	0.0	0	
W _{Ma}	95.0	0.0	0.0	0.0	0	
R _{Ma}	39.92	58.74	27.99	65.07	25	
J _{Ma}	81.26	-2.89	71.56	71.62	92	
G _{Ma}	52.23	-42.42	13.6	44.55	162	
B _{Ma}	30.57	1.41	-46.47	46.49	272	

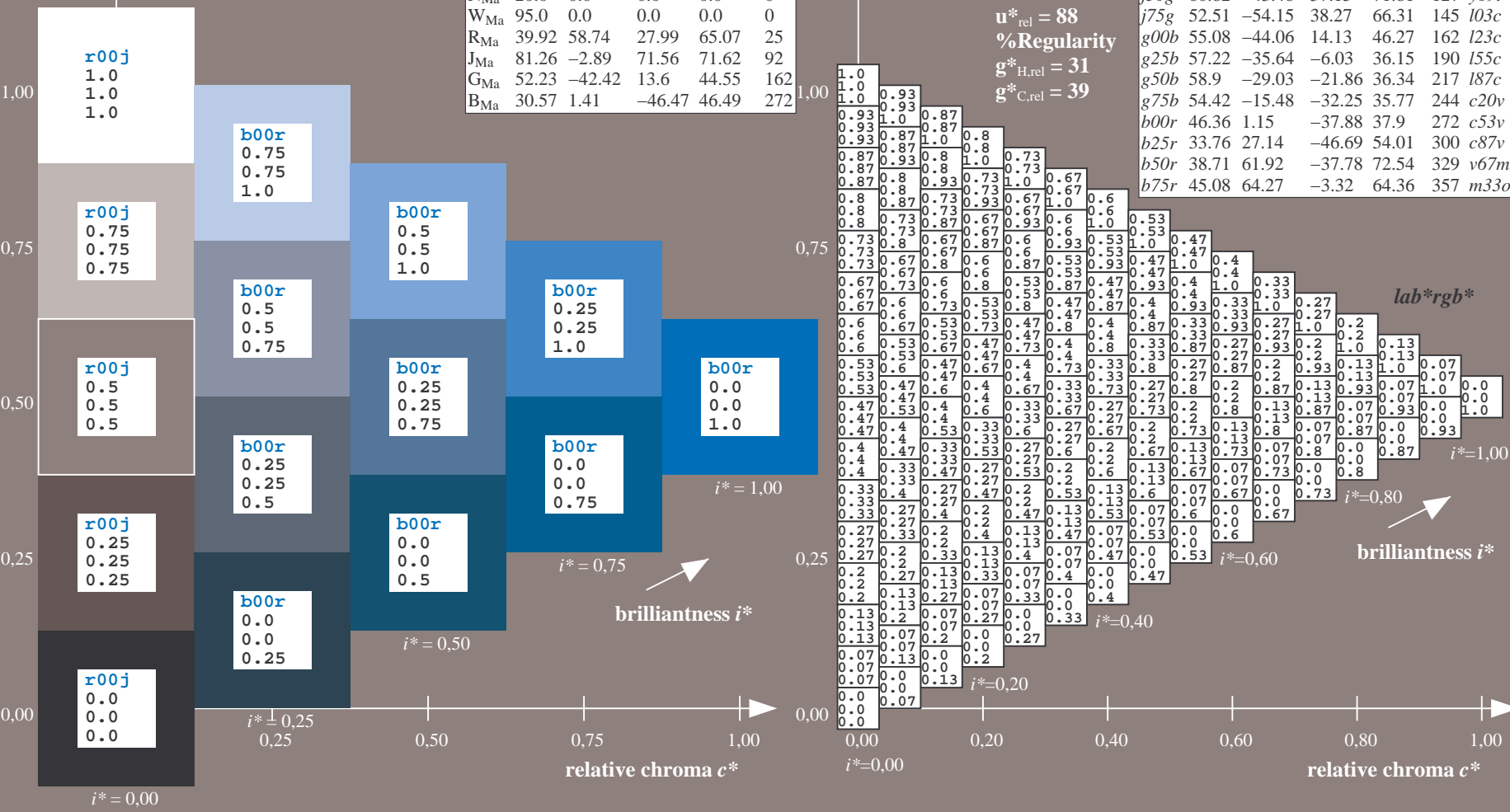
Data for maximum colour (Ma):

$LAB^*LAB^*_{Ma}$: 46 1 -38
 $LAB^*LCH^*_{Ma}$: 46 38 271
 $lab^*rgb^*_{Ma}$: 0.0 0.0 1.0
 $lab^*olv^*_{Ma}$: 0.0 0.47 1.0
 triangle lightness t^*

FRS12_95a; adapted (a) CIELAB data

	u^*_e	$L^*=L^*_a$	a^*_a	b^*_a	$C^*_{ab,a}$	$h^*_{ab,a}$	u^*_d
r00j	44.18	56.95	27.14	63.08	25	m81o	
r25j	47.38	49.13	44.53	66.31	42	o10y	
r50j	57.76	35.24	58.41	68.22	59	o40y	
r75j	69.81	19.13	74.52	76.94	76	o69y	
j00g	87.06	-3.94	97.58	97.66	92	o98y	
j25g	72.25	-26.89	74.73	79.42	110	y34l	
j50g	60.82	-43.48	57.15	71.81	127	y69l	
j75g	52.51	-54.15	38.27	66.31	145	l03c	
g00b	55.08	-44.06	14.13	46.27	162	l23c	
g25b	57.22	-35.64	-6.03	36.15	190	l55c	
g50b	58.9	-29.03	-21.86	36.34	217	l87c	
g75b	54.42	-15.48	-32.25	35.77	244	c20c	
b00r	46.36	1.15	-37.88	37.9	272	c53v	
b25r	33.76	27.14	-46.69	54.01	300	c87v	
b50r	38.71	61.92	-37.78	72.54	329	v67m	
b75r	45.08	64.27	-3.32	64.36	357	m33o	

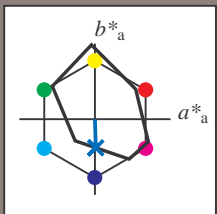
%Gamut
 $u^*_{rel} = 88$
 %Regularity
 $g^*_{H,rel} = 31$
 $g^*_{C,rel} = 39$



BAM registration: 20081001-Fe73/10L/L73e00NP.PDF/ .PS
 application for evaluation and measurement of printer or monitor systems
 BAM material: code=rhadata

Input and output: Colorimetric Printer Reflective System FRS12_95a, L*=20_95 for relative CIELAB hue $h^* = lab^*h^* = h_{ab}^*/360 = 0.755$
 data for any colour:
 lab^*tch^* and lab^*icu^*

Hue texts:
 $u^*_e = b00r$ $u^*_d = c53v$
 contrast reduction factor:
 $c_R = 0.9$
 triangle lightness t^*



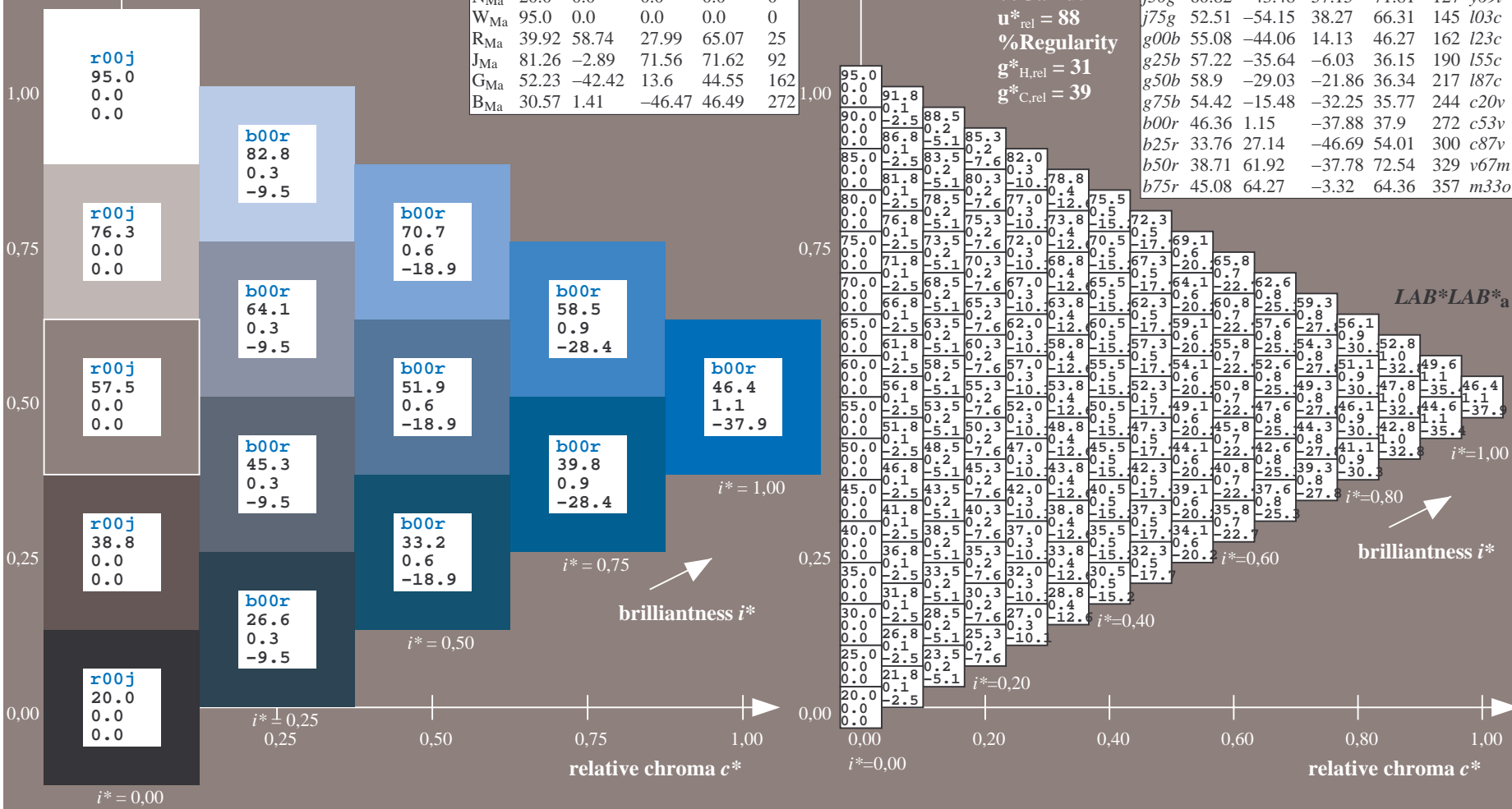
FRS12_95a; adapted (a) CIELAB data						
	u^*_e	$L^*=L^*_a$	a^*_a	b^*_a	$C^*_{ab,a}$	$h^*_{ab,a}$
O _{Ma}	43.8	53.91	39.75	66.98	36	
Y _{Ma}	87.58	-4.65	98.29	98.4	93	
L _{Ma}	51.95	-56.34	43.53	71.2	142	
C _{Ma}	59.62	-26.2	-28.62	38.8	228	
V _{Ma}	25.01	45.2	-52.8	69.51	311	
M _{Ma}	45.88	70.67	-29.93	76.75	337	
N _{Ma}	20.0	0.0	0.0	0.0	0	
W _{Ma}	95.0	0.0	0.0	0.0	0	
R _{Ma}	39.92	58.74	27.99	65.07	25	
J _{Ma}	81.26	-2.89	71.56	71.62	92	
G _{Ma}	52.23	-42.42	13.6	44.55	162	
B _{Ma}	30.57	1.41	-46.47	46.49	272	

Data for maximum colour (Ma):

$LAB^*LAB^*_Ma$: 46 1 -38
 $LAB^*LCH^*_Ma$: 46 38 271
 $lab^*rgb^*_Ma$: 0.0 0.0 1.0
 $lab^*olv^*_Ma$: 0.0 0.47 1.0
 triangle lightness t^*

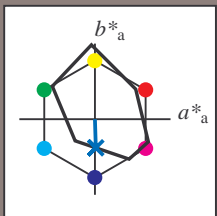
FRS12_95a; adapted (a) CIELAB data							
	u^*_e	$L^*=L^*_a$	a^*_a	b^*_a	$C^*_{ab,a}$	$h^*_{ab,a}$	u^*_d
r00j	44.18	56.95	27.14	63.08	25	m81o	
r25j	47.38	49.13	44.53	66.31	42	o10y	
r50j	57.76	35.24	58.41	68.22	59	o40y	
r75j	69.81	19.13	74.52	76.94	76	o69y	
j00g	87.06	-3.94	97.58	97.66	92	o98y	
j25g	72.25	-26.89	74.73	79.42	110	y34l	
j50g	60.82	-43.48	57.15	71.81	127	y69l	
j75g	52.51	-54.15	38.27	66.31	145	l03c	
g00b	55.08	-44.06	14.13	46.27	162	l23c	
g25b	57.22	-35.64	-6.03	36.15	190	l55c	
g50b	58.9	-29.03	-21.86	36.34	217	l87c	
g75b	54.42	-15.48	-32.25	35.77	244	c20v	
b00r	46.36	1.15	-37.88	37.9	272	c53v	
b25r	33.76	27.14	-46.69	54.01	300	c87v	
b50r	38.71	61.92	-37.78	72.54	329	v67m	
b75r	45.08	64.27	-3.32	64.36	357	m33o	

%Gamut
 $u^*_{rel} = 88$
 %Regularity
 $g^*_{H,rel} = 31$
 $g^*_{C,rel} = 39$



Input and output: Colorimetric Printer Reflective System FRS12_95a, L*=20_95 for relative CIELAB hue $h^* = lab^*h^* = h_{ab}^*/360 = 0.755$
 data for any colour:
 lab^*tch^* and lab^*icu^*

Hue texts:
 $u^*_e = b00r$ $u^*_d = c53v$
 contrast reduction factor:
 $c_R = 0.9$
 triangle lightness t^*



FRS12_95a; adapted (a) CIELAB data	u^*_e	$L^*=L^*_a$	a^*_a	b^*_a	$C^*_{ab,a}$	$h^*_{ab,a}$
O _{Ma}	43.8	53.91	39.75	66.98	36	
Y _{Ma}	87.58	-4.65	98.29	98.4	93	
L _{Ma}	51.95	-56.34	43.53	71.2	142	
C _{Ma}	59.62	-26.2	-28.62	38.8	228	
V _{Ma}	25.01	45.2	-52.8	69.51	311	
M _{Ma}	45.88	70.67	-29.93	76.75	337	
N _{Ma}	20.0	0.0	0.0	0.0	0	
W _{Ma}	95.0	0.0	0.0	0.0	0	
R _{Ma}	39.92	58.74	27.99	65.07	25	
J _{Ma}	81.26	-2.89	71.56	71.62	92	
G _{Ma}	52.23	-42.42	13.6	44.55	162	
B _{Ma}	30.57	1.41	-46.47	46.49	272	

Data for maximum colour (Ma):

$LAB^*LAB^*_{Ma}$: 46 1 -38

$LAB^*LCH^*_{Ma}$: 46 38 271

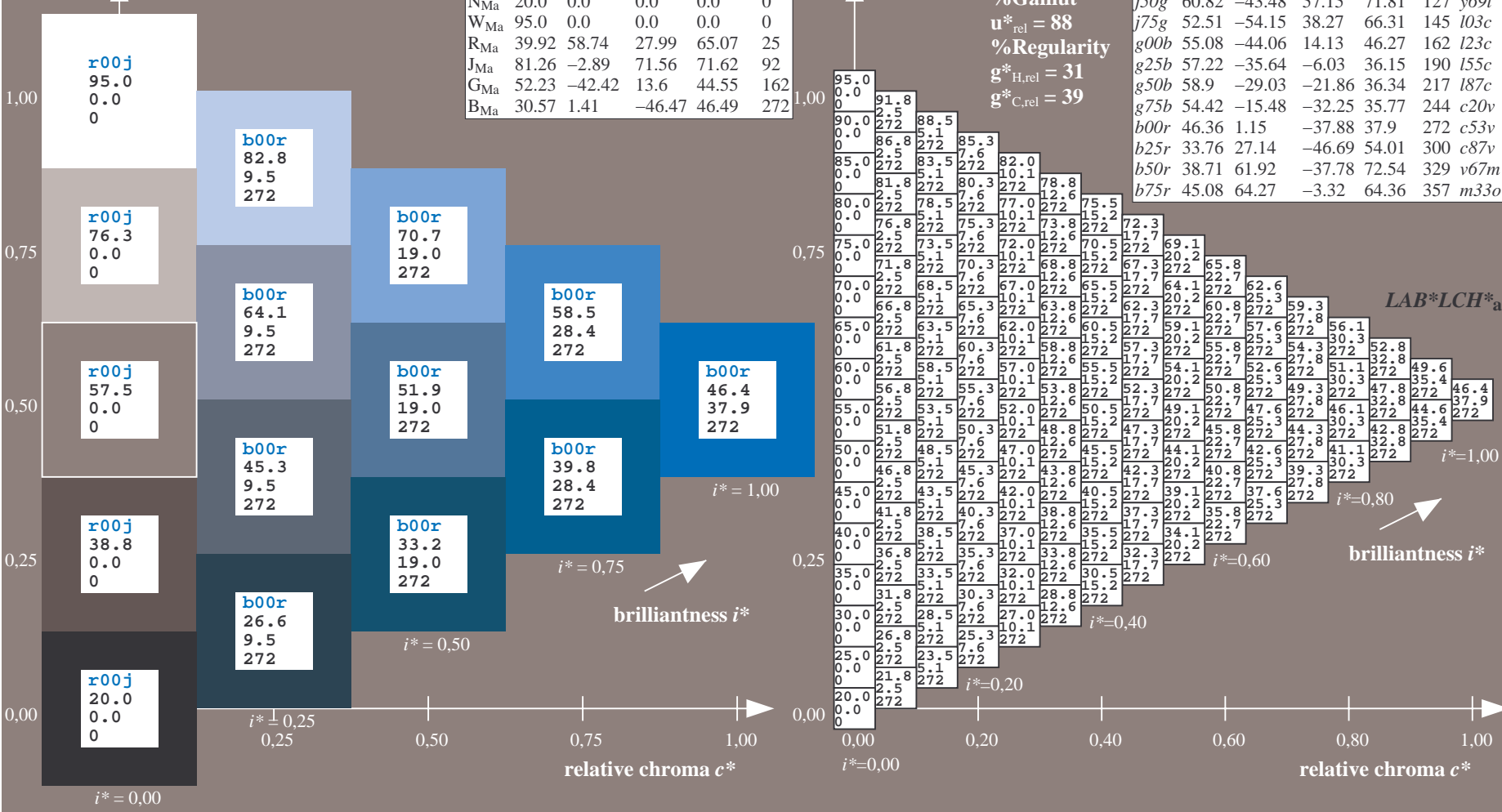
$lab^*rgb^*_{Ma}$: 0.0 0.0 1.0

$lab^*olv^*_{Ma}$: 0.0 0.47 1.0

triangle lightness t^*

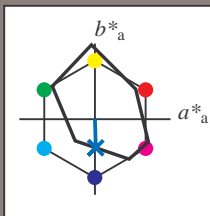
%Gamut
 $u^*_{rel} = 88$
 %Regularity
 $g^*_{H,rel} = 31$
 $g^*_{C,rel} = 39$

FRS12_95a; adapted (a) CIELAB data	u^*_e	$L^*=L^*_a$	a^*_a	b^*_a	$C^*_{ab,a}$	$h^*_{ab,a}$	u^*_d
r00j	44.18	56.95	27.14	63.08	25	m81o	
r25j	47.38	49.13	44.53	66.31	42	o10y	
r50j	57.76	35.24	58.41	68.22	59	o40y	
r75j	69.81	19.13	74.52	76.94	76	o69y	
j00g	87.06	-3.94	97.58	97.66	92	o98y	
j25g	72.25	-26.89	74.73	79.42	110	y34l	
j50g	60.82	-43.48	57.15	71.81	127	y69l	
j75g	52.51	-54.15	38.27	66.31	145	l03c	
g00b	55.08	-44.06	14.13	46.27	162	l23c	
g25b	57.22	-35.64	-6.03	36.15	190	l55c	
g50b	58.9	-29.03	-21.86	36.34	217	l87c	
g75b	54.42	-15.48	-32.25	35.77	244	c20v	
b00r	46.36	1.15	-37.88	37.9	272	c53v	
b25r	33.76	27.14	-46.69	54.01	300	c87v	
b50r	38.71	61.92	-37.78	72.54	329	v67m	
b75r	45.08	64.27	-3.32	64.36	357	m33o	



Input and output: Colorimetric Printer Reflective System FRS12_95a, L*=20_95 for relative CIELAB hue $h^* = lab^*h^* = h_{ab}/360 = 0.755$
 data for any colour:
 lab^*tch^* and lab^*icu^*

Hue texts:
 $u^*_e = b00r$ $u^*_d = c53v$
 contrast reduction factor:
 $c_R = 0.9$
 triangle lightness t^*



FRS12_95a; adapted (a) CIELAB data

	u^*_e	$L^*=L^*_a$	a^*_a	b^*_a	$C^*_{ab,a}$	$h^*_{ab,a}$
O _{Ma}	43.8	53.91	39.75	66.98	36	
Y _{Ma}	87.58	-4.65	98.29	98.4	93	
L _{Ma}	51.95	-56.34	43.53	71.2	142	
C _{Ma}	59.62	-26.2	-28.62	38.8	228	
V _{Ma}	25.01	45.2	-52.8	69.51	311	
M _{Ma}	45.88	70.67	-29.93	76.75	337	
N _{Ma}	20.0	0.0	0.0	0.0	0	
W _{Ma}	95.0	0.0	0.0	0.0	0	
R _{Ma}	39.92	58.74	27.99	65.07	25	
J _{Ma}	81.26	-2.89	71.56	71.62	92	
G _{Ma}	52.23	-42.42	13.6	44.55	162	
B _{Ma}	30.57	1.41	-46.47	46.49	272	

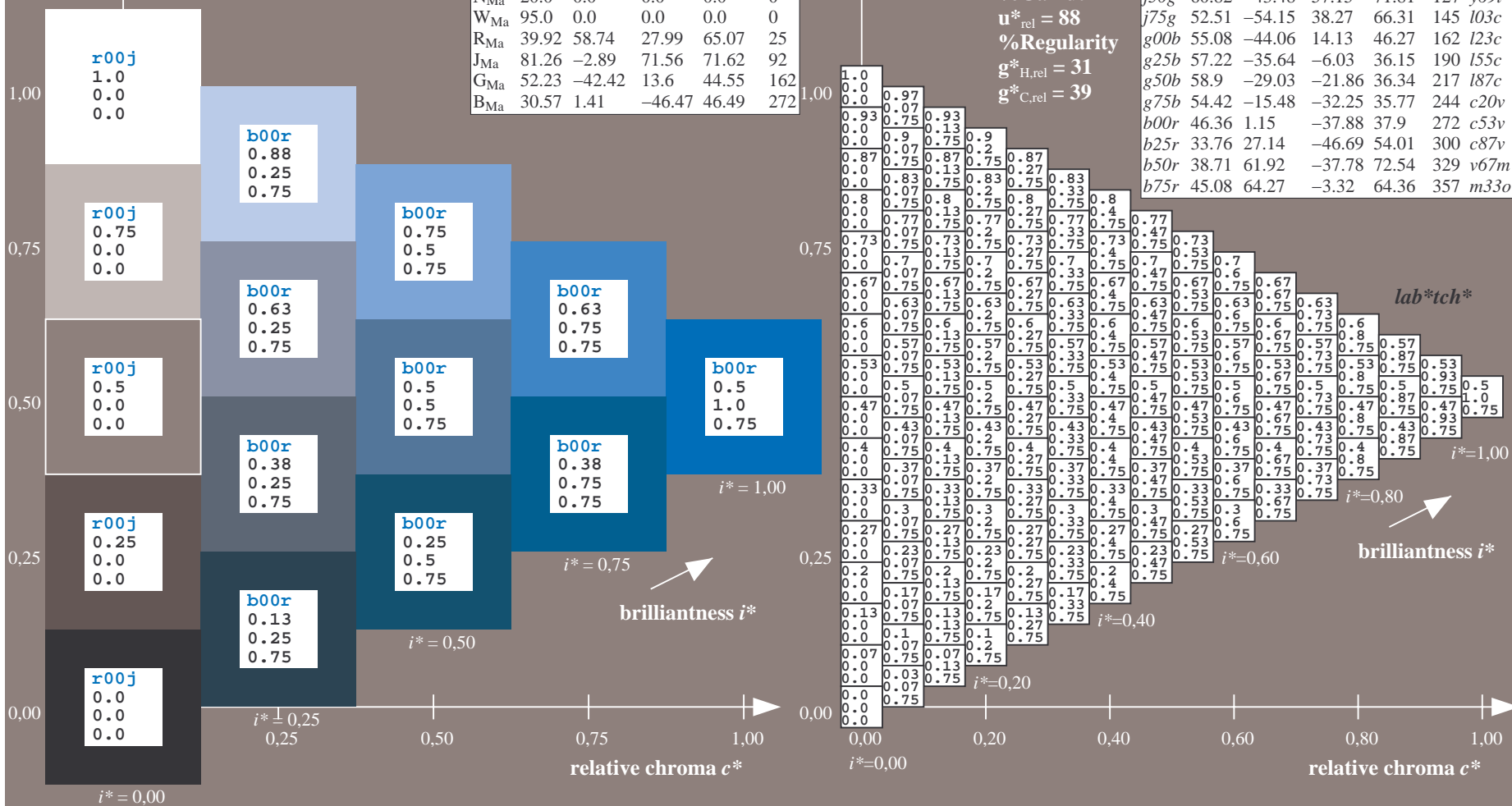
Data for maximum colour (Ma):

$LAB^*LAB^*_{Ma}$: 46 1 -38
 $LAB^*LCH^*_{Ma}$: 46 38 271
 $lab^*rgb^*_{Ma}$: 0.0 0.0 1.0
 $lab^*olv^*_{Ma}$: 0.0 0.47 1.0
 triangle lightness t^*

FRS12_95a; adapted (a) CIELAB data

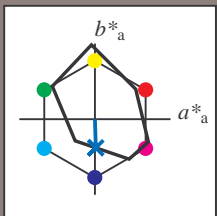
	u^*_e	$L^*=L^*_a$	a^*_a	b^*_a	$C^*_{ab,a}$	$h^*_{ab,a}$	u^*_d
r00j	44.18	56.95	27.14	63.08	25	m81o	
r25j	47.38	49.13	44.53	66.31	42	o10y	
r50j	57.76	35.24	58.41	68.22	59	o40y	
r75j	69.81	19.13	74.52	76.94	76	o69y	
j00g	87.06	-3.94	97.58	97.66	92	o98y	
j25g	72.25	-26.89	74.73	79.42	110	y34l	
j50g	60.82	-43.48	57.15	71.81	127	y69l	
j75g	52.51	-54.15	38.27	66.31	145	l03c	
g00b	55.08	-44.06	14.13	46.27	162	l23c	
g25b	57.22	-35.64	-6.03	36.15	190	l55c	
g50b	58.9	-29.03	-21.86	36.34	217	l87c	
g75b	54.42	-15.48	-32.25	35.77	244	c20v	
b00r	46.36	1.15	-37.88	37.9	272	c53v	
b25r	33.76	27.14	-46.69	54.01	300	c87v	
b50r	38.71	61.92	-37.78	72.54	329	v67m	
b75r	45.08	64.27	-3.32	64.36	357	m33o	

%Gamut
 $u^*_{rel} = 88$
 %Regularity
 $g^*_{H,rel} = 31$
 $g^*_{C,rel} = 39$



Input and output: Colorimetric Printer Reflective System FRS12_95a, L*=20_95 for relative CIELAB hue $h^* = lab^*h^* = h_{ab}^*/360 = 0.755$
 data for any colour:

lab^*tch^* and lab^*icu^*
 Hue texts:
 $u^*_e = b00r$ $u^*_d = c53v$
 contrast reduction factor:
 $c_R = 0.9$
 triangle lightness t^*



FRS12_95a; adapted (a) CIELAB data

	u^*_e	$L^*=L^*_a$	a^*_a	b^*_a	$C^*_{ab,a}$	$h^*_{ab,a}$
O _{Ma}	43.8	53.91	39.75	66.98	36	
Y _{Ma}	87.58	-4.65	98.29	98.4	93	
L _{Ma}	51.95	-56.34	43.53	71.2	142	
C _{Ma}	59.62	-26.2	-28.62	38.8	228	
V _{Ma}	25.01	45.2	-52.8	69.51	311	
M _{Ma}	45.88	70.67	-29.93	76.75	337	
N _{Ma}	20.0	0.0	0.0	0.0	0	
W _{Ma}	95.0	0.0	0.0	0.0	0	
R _{Ma}	39.92	58.74	27.99	65.07	25	
J _{Ma}	81.26	-2.89	71.56	71.62	92	
G _{Ma}	52.23	-42.42	13.6	44.55	162	
B _{Ma}	30.57	1.41	-46.47	46.49	272	

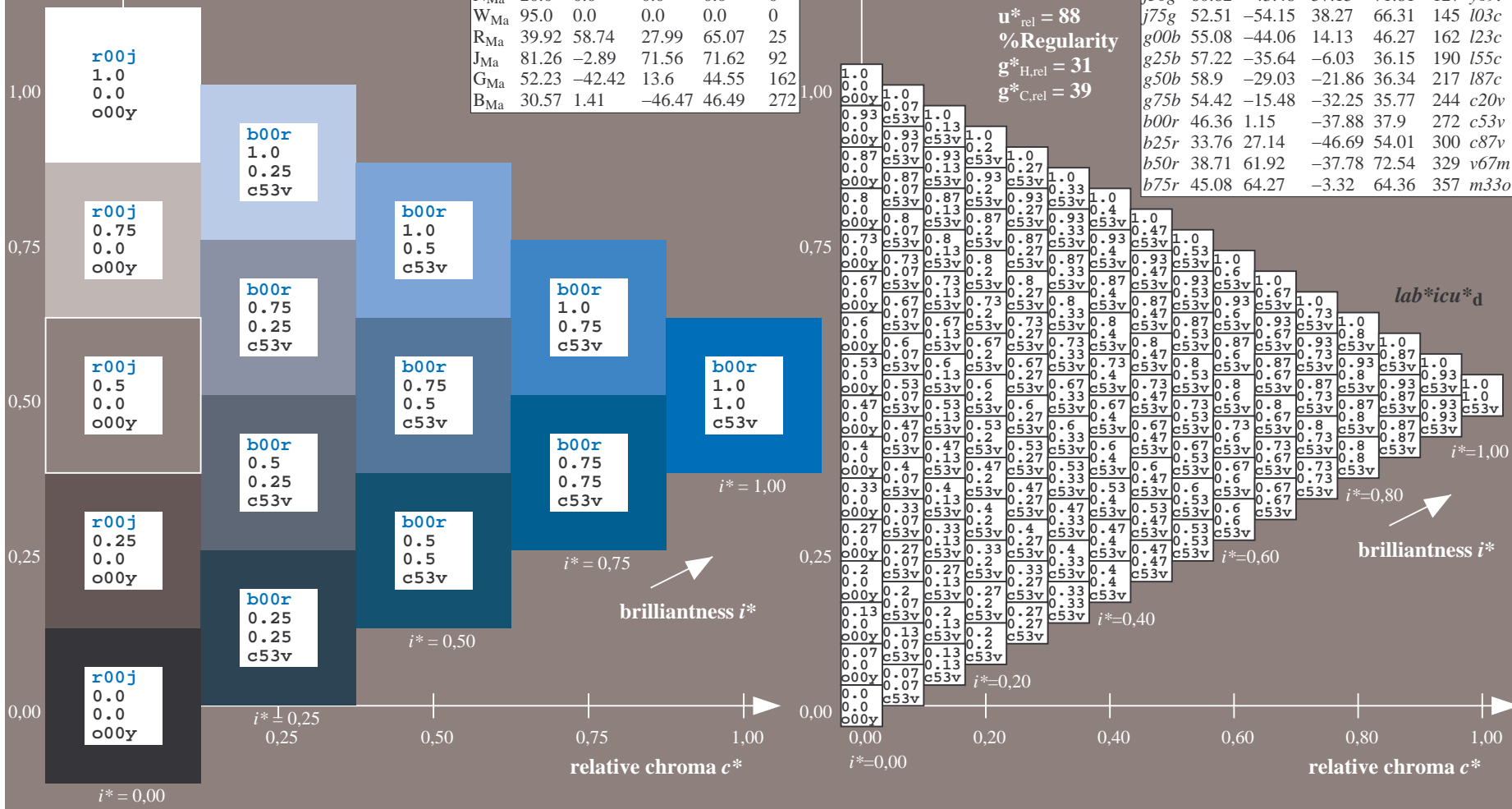
Data for maximum colour (Ma):

$LAB^*LAB^*_{Ma}$: 46 1 -38
 $LAB^*LCH^*_{Ma}$: 46 38 271
 $lab^*rgb^*_{Ma}$: 0.0 0.0 1.0
 $lab^*olv^*_{Ma}$: 0.0 0.47 1.0
 triangle lightness t^*

FRS12_95a; adapted (a) CIELAB data

	u^*_e	$L^*=L^*_a$	a^*_a	b^*_a	$C^*_{ab,a}$	$h^*_{ab,a}$	u^*_d
r00j	44.18	56.95	27.14	63.08	25	m81o	
r25j	47.38	49.13	44.53	66.31	42	o10y	
r50j	57.76	35.24	58.41	68.22	59	o40y	
r75j	69.81	19.13	74.52	76.94	76	o69y	
j00g	87.06	-3.94	97.58	97.66	92	o98y	
j25g	72.25	-26.89	74.73	79.42	110	y34l	
j50g	60.82	-43.48	57.15	71.81	127	y69l	
j75g	52.51	-54.15	38.27	66.31	145	l03c	
g00b	55.08	-44.06	14.13	46.27	162	l23c	
g25b	57.22	-35.64	-6.03	36.15	190	l55c	
g50b	58.9	-29.03	-21.86	36.34	217	l87c	
g75b	54.42	-15.48	-32.25	35.77	244	c20v	
b00r	46.36	1.15	-37.88	37.9	272	c53v	
b25r	33.76	27.14	-46.69	54.01	300	c87v	
b50r	38.71	61.92	-37.78	72.54	329	v67m	
b75r	45.08	64.27	-3.32	64.36	357	m33o	

%Gamut
 $u^*_{rel} = 88$
 %Regularity
 $g^*_{H,rel} = 31$
 $g^*_{C,rel} = 39$

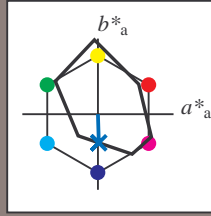


See for similar files: <http://www.ps.bam.de/Fe73/>; www.ps.bam.de Version 2.1, io=1,1, ColSpx=0
 Technical information: <http://www.ps.bam.de>

BAM registration: 20081001-Fe73/10L/L73e00NP.PDF/ .PS BAM material: code=rhadata
 application for evaluation and measurement of printer or monitor systems

Input and output: Colorimetric Printer Reflective System FRS12_95a, L*=20_95 for relative CIELAB hue $h^* = lab^*h^* = h_{ab}^*/360 = 0.755$
 data for any colour:
 lab^*tch^* and lab^*icu^*

Hue texts:
 $u^*_e = b00r$ $u^*_d = c53v$
 contrast reduction factor:
 $c_R = 0.9$
 triangle lightness t^*



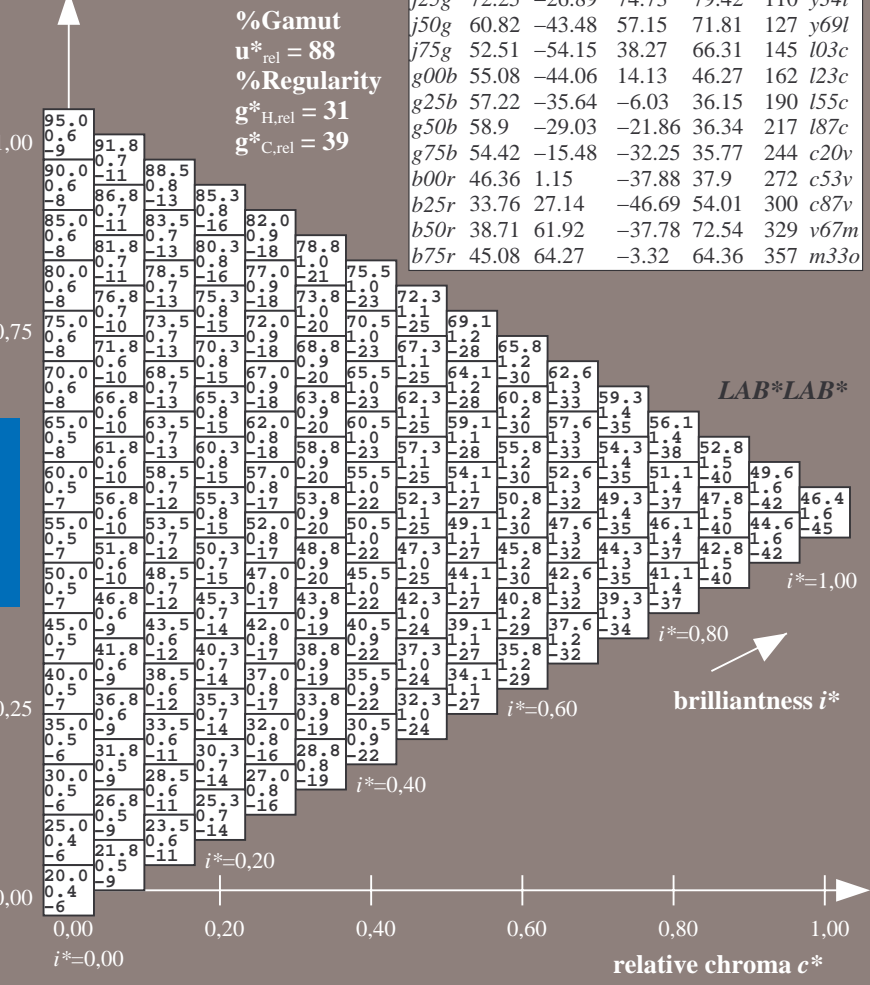
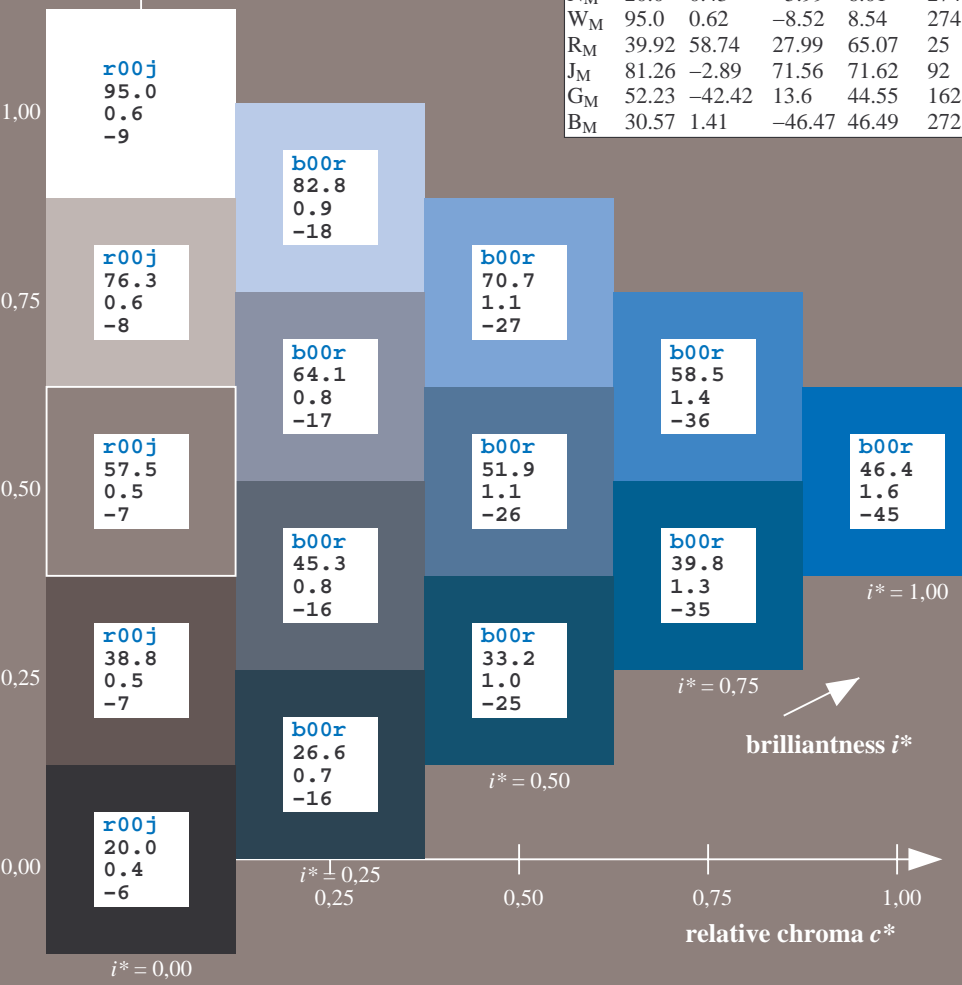
FRS12_95; CIELAB data

	u^*_e	$L^*=L^*$	a^*	b^*	C^*_{ab}	h^*_{ab}
O _M	43.8	54.41	32.95	63.61	63.61	31
Y _M	87.58	-4.04	90.02	90.11	90.11	93
L _M	51.95	-55.83	36.46	66.68	66.68	147
C _M	59.62	-25.67	-35.94	44.17	44.17	234
V _M	25.01	45.64	-58.96	74.57	74.57	308
M _M	45.88	71.17	-36.79	80.12	80.12	333
N _M	20.0	0.43	-5.99	6.01	6.01	274
W _M	95.0	0.62	-8.52	8.54	8.54	274
R _M	39.92	58.74	27.99	65.07	65.07	25
J _M	81.26	-2.89	71.56	71.62	71.62	92
G _M	52.23	-42.42	13.6	44.55	44.55	162
B _M	30.57	1.41	-46.47	46.49	46.49	272

Data for maximum colour (Ma):
 $LAB^*LAB^*_{Ma}: 46\ 1\ -38$
 $LAB^*LCH^*_{Ma}: 46\ 38\ 271$
 $lab^*rgb^*_{Ma}: 0.0\ 0.0\ 1.0$
 $lab^*olv^*_{Ma}: 0.0\ 0.47\ 1.0$
 triangle lightness t^*

FRS12_95a; adapted (a) CIELAB data

	u^*_e	$L^*=L^*_a$	a^*_a	b^*_a	$C^*_{ab,a}$	$h^*_{ab,a}$	u^*_d
r00j	44.18	56.95	27.14	63.08	25	m81o	
r25j	47.38	49.13	44.53	66.31	42	o10y	
r50j	57.76	35.24	58.41	68.22	59	o40y	
r75j	69.81	19.13	74.52	76.94	76	o69y	
j00g	87.06	-3.94	97.58	97.66	92	o98y	
j25g	72.25	-26.89	74.73	79.42	110	y34l	
j50g	60.82	-43.48	57.15	71.81	127	y69l	
j75g	52.51	-54.15	38.27	66.31	145	l03c	
g00b	55.08	-44.06	14.13	46.27	162	l23c	
g25b	57.22	-35.64	-6.03	36.15	190	l55c	
g50b	58.9	-29.03	-21.86	36.34	217	l87c	
g75b	54.42	-15.48	-32.25	35.77	244	c20v	
b00r	46.36	1.15	-37.88	37.9	272	c53v	
b25r	33.76	27.14	-46.69	54.01	300	c87v	
b50r	38.71	61.92	-37.78	72.54	329	v67m	
b75r	45.08	64.27	-3.32	64.36	357	m33o	

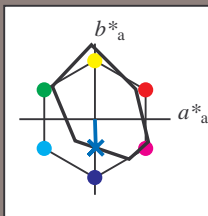


See for similar files: <http://www.ps.bam.de/Fe73/>;
 Technical information: <http://www.ps.bam.de> Version 2.1, io=1,1, ColSpx=0

BAM registration: 20081001-Fe73/10L/L73e00NP.PDF/ .PS BAM material: code=rhadata
 application for evaluation and measurement of printer or monitor systems

Input and output: Colorimetric Printer Reflective System FRS12_95a, L*=20_95 for relative CIELAB hue $h^* = lab^*h^* = h_{ab}/360 = 0.755$
 data for any colour:
 lab^*tch^* and lab^*icu^*

Hue texts:
 $u^*_e = b00r$ $u^*_d = c53v$
 contrast reduction factor:
 $c_R = 0.9$
 triangle lightness t^*



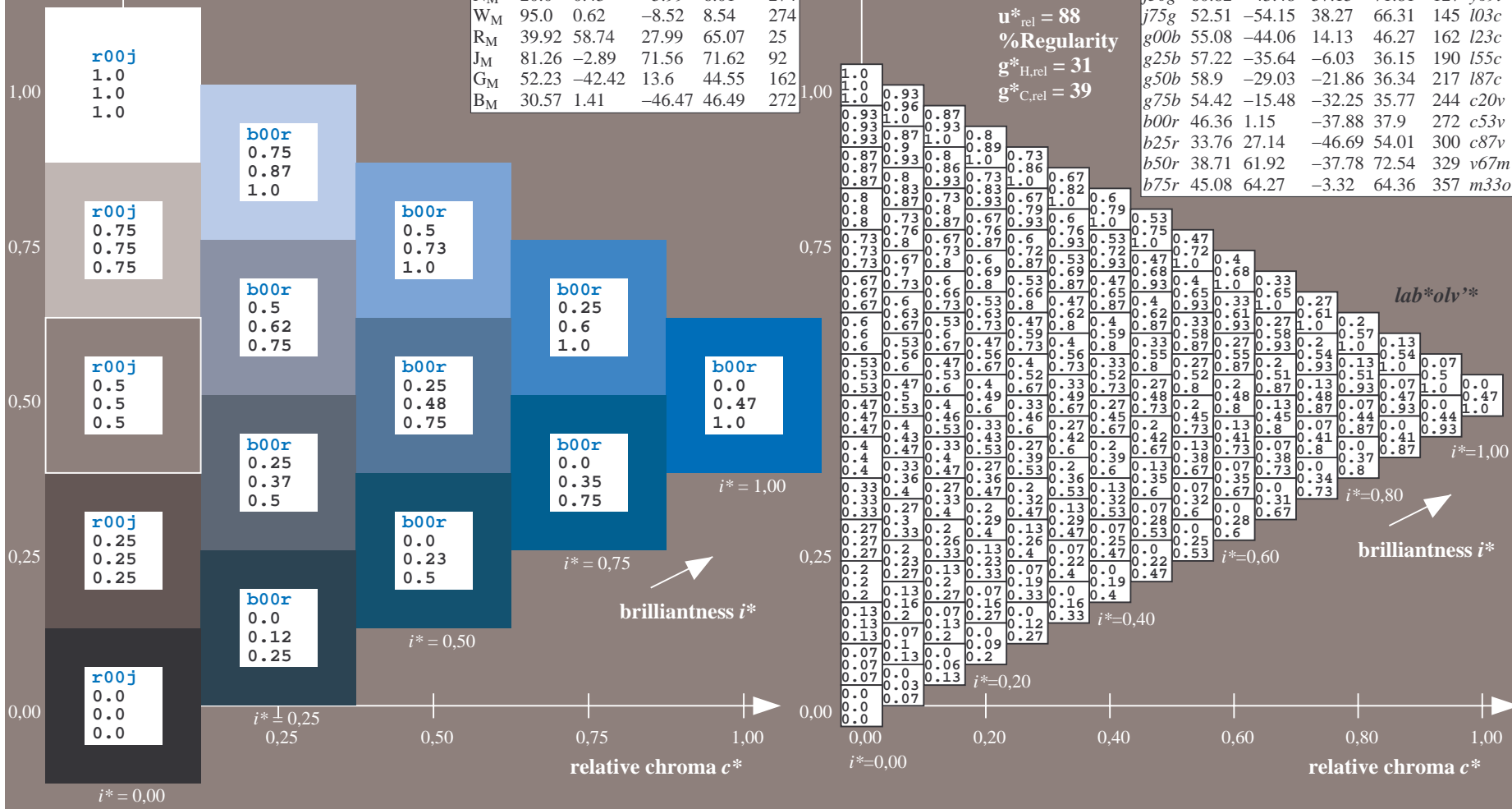
FRS12_95a; CIELAB data						
u^*_e	$L^*=L^*$	a^*	b^*	C^*_{ab}	h^*_{ab}	
O _M	43.8	54.41	32.95	63.61	31	
Y _M	87.58	-4.04	90.02	90.11	93	
L _M	51.95	-55.83	36.46	66.68	147	
C _M	59.62	-25.67	-35.94	44.17	234	
V _M	25.01	45.64	-58.96	74.57	308	
M _M	45.88	71.17	-36.79	80.12	333	
N _M	20.0	0.43	-5.99	6.01	274	
W _M	95.0	0.62	-8.52	8.54	274	
R _M	39.92	58.74	27.99	65.07	25	
J _M	81.26	-2.89	71.56	71.62	92	
G _M	52.23	-42.42	13.6	44.55	162	
B _M	30.57	1.41	-46.47	46.49	272	

Data for maximum colour (Ma):

$LAB^*LAB^*_{Ma}$: 46 1 -38
 $LAB^*LCH^*_{Ma}$: 46 38 271
 $lab^*rgb^*_{Ma}$: 0.0 0.0 1.0
 $lab^*olv^*_{Ma}$: 0.0 0.47 1.0

FRS12_95a; adapted (a) CIELAB data						
u^*_e	$L^*=L^*_a$	a^*_a	b^*_a	$C^*_{ab,a}$	$h^*_{ab,a}$	u^*_d
r00j	44.18	56.95	27.14	63.08	25	m81o
r25j	47.38	49.13	44.53	66.31	42	o10y
r50j	57.76	35.24	58.41	68.22	59	o40y
r75j	69.81	19.13	74.52	76.94	76	o69y
j00g	87.06	-3.94	97.58	97.66	92	o98y
j25g	72.25	-26.89	74.73	79.42	110	y34l
j50g	60.82	-43.48	57.15	71.81	127	y69l
j75g	52.51	-54.15	38.27	66.31	145	l03c
g00b	55.08	-44.06	14.13	46.27	162	l23c
g25b	57.22	-35.64	-6.03	36.15	190	l55c
g50b	58.9	-29.03	-21.86	36.34	217	l87c
g75b	54.42	-15.48	-32.25	35.77	244	c20c
b00r	46.36	1.15	-37.88	37.9	272	c53v
b25r	33.76	27.14	-46.69	54.01	300	c87v
b50r	38.71	61.92	-37.78	72.54	329	v67m
b75r	45.08	64.27	-3.32	64.36	357	m33o

%Gamut
 $u^*_{rel} = 88$
 %Regularity
 $g^*_{H,rel} = 31$
 $g^*_{C,rel} = 39$

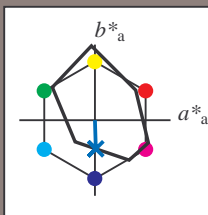


See for similar files: <http://www.ps.bam.de/Fe73/>; www.ps.bam.de/Fe.HTM
 Technical information: <http://www.ps.bam.de> Version 2.1, io=1,1, ColSpX=0

BAM registration: 20081001-Fe73/10L/L73e00NP.PDF/ .PS BAM material: code=rhadata
 application for evaluation and measurement of printer or monitor systems

Input and output: Colorimetric Printer Reflective System FRS12_95a, L*=20_95 for relative CIELAB hue $h^* = lab^*h^* = h_{ab}^*/360 = 0.755$
 data for any colour:
 lab^*tch^* and lab^*icu^*

Hue texts:
 $u^*_e = b00r$ $u^*_d = c53v$
 contrast reduction factor:
 $c_R = 0.9$
 triangle lightness t^*



FRS12_95a; CIELAB data						
u^*_e	$L^*=L^*$	a^*	b^*	C^*_{ab}	h^*_{ab}	
O _M	43.8	54.41	32.95	63.61	31	
Y _M	87.58	-4.04	90.02	90.11	93	
L _M	51.95	-55.83	36.46	66.68	147	
C _M	59.62	-25.67	-35.94	44.17	234	
V _M	25.01	45.64	-58.96	74.57	308	
M _M	45.88	71.17	-36.79	80.12	333	
N _M	20.0	0.43	-5.99	6.01	274	
W _M	95.0	0.62	-8.52	8.54	274	
R _M	39.92	58.74	27.99	65.07	25	
J _M	81.26	-2.89	71.56	71.62	92	
G _M	52.23	-42.42	13.6	44.55	162	
B _M	30.57	1.41	-46.47	46.49	272	

Data for maximum colour (Ma):

$LAB^*LAB^*_{Ma}$: 46 1 -38
 $LAB^*LCH^*_{Ma}$: 46 38 271
 $lab^*rgb^*_{Ma}$: 0.0 0.0 1.0
 $lab^*olv^*_{Ma}$: 0.0 0.47 1.0

triangle lightness t^*

%Gamut
 $u^*_{rel} = 88$
 %Regularity
 $g^*_{H,rel} = 31$
 $g^*_{C,rel} = 39$

FRS12_95a; adapted (a) CIELAB data							
u^*_e	$L^*=L^*_a$	a^*_a	b^*_a	$C^*_{ab,a}$	$h^*_{ab,a}$	u^*_d	
r00j	44.18	56.95	27.14	63.08	25	m81o	
r25j	47.38	49.13	44.53	66.31	42	o10y	
r50j	57.76	35.24	58.41	68.22	59	o40y	
r75j	69.81	19.13	74.52	76.94	76	o69y	
j00g	87.06	-3.94	97.58	97.66	92	o98y	
j25g	72.25	-26.89	74.73	79.42	110	y34l	
j50g	60.82	-43.48	57.15	71.81	127	y69l	
j75g	52.51	-54.15	38.27	66.31	145	l03c	
g00b	55.08	-44.06	14.13	46.27	162	l23c	
g25b	57.22	-35.64	-6.03	36.15	190	l55c	
g50b	58.9	-29.03	-21.86	36.34	217	l87c	
g75b	54.42	-15.48	-32.25	35.77	244	c20v	
b00r	46.36	1.15	-37.88	37.9	272	c53v	
b25r	33.76	27.14	-46.69	54.01	300	c87v	
b50r	38.71	61.92	-37.78	72.54	329	v67m	
b75r	45.08	64.27	-3.32	64.36	357	m33o	

$LAB^*cmy^n^*$

$i^* = 1.00$

$i^* = 0.80$

brilliantness i^*

