Ein und Ausgabe: Farbmetrisches Drucker-Reflektiv-System ORS19_96, L*=19_96 für relativen CIELAB-Buntton $h^* = lab^*h^* = h_{ab}/360 = 0.451$ $u^*_\varepsilon = g00b$

Daten für jede Farbe:
*lab*ich** und *lab*icu**
Bunttontexte:
$u^*_\varepsilon = g00b$ $u^*_d = y99l$
Kontrastreduzierungsfaktor:
$c_g = 1.0$
Dreiecks-Helligkeit t^*

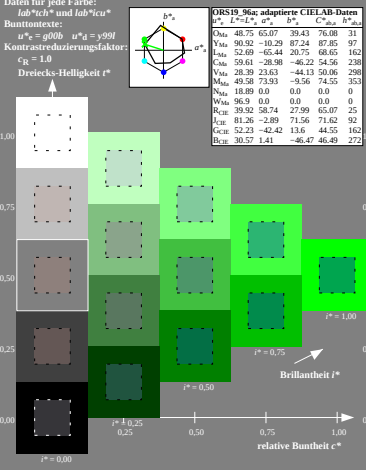

ORS19_96a; adaptierte CIELAB-Daten

u^*_ε	$L^*=L^*_\varepsilon$	a^*_ε	b^*_ε	$C^*_{ab,\varepsilon}$	$h^*_{ab,\varepsilon}$
O_{Mu}	48.75	65.07	39.43	76.08	31
Y_{Mu}	90.92	−10.29	87.24	87.85	97
L_{Mu}	52.69	−65.44	20.75	68.65	162
C_{Mu}	59.61	−28.98	−46.22	54.56	238
V_{Mu}	28.39	23.63	−44.13	50.06	298
M_{Mu}	49.58	73.93	−9.56	74.55	353
N_{Mu}	18.89	0.0	0.0	0.0	0
W_{Mu}	96.9	0.0	0.0	0.0	0
R_{CIE}	39.92	58.74	27.99	65.07	25
I_{CIE}	81.26	−2.89	71.56	71.62	92
G_{CIE}	52.23	−42.42	13.6	44.55	162
B_{CIE}	30.57	1.41	−46.47	46.49	272

Daten für Maximalfarbe (Ma):
$LAB^*LAB^*_{Ma}$: 53 −65 21
$LAB^*LCH^*_{Ma}$: 53 69 162
$lab^*rgb^*_{Ma}$: 0.0 1.0 0.0
$lab^*olv^*_{Mu}$: 0.0 1.0 0.0
Dreiecks-Helligkeit t^*

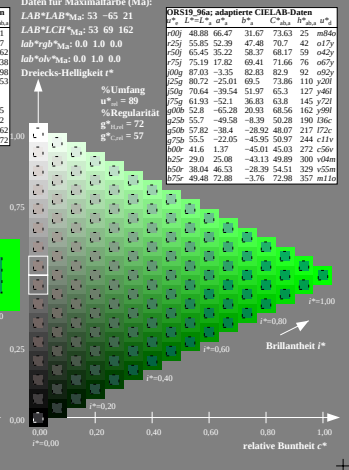

ORS19_96a; adaptierte CIELAB-Daten

u^*_ε	$L^*=L^*_\varepsilon$	a^*_ε	b^*_ε	$C^*_{ab,\varepsilon}$	$h^*_{ab,\varepsilon}$	u^*_d
r00j	48.88	66.47	31.67	73.63	25	m84e
r25j	55.85	52.39	47.48	70.7	42	o17y
r50j	65.45	35.22	58.37	68.17	59	o42y
r75j	75.19	17.82	69.41	71.66	76	o67y
y00g	87.03	−3.35	82.83	82.9	92	o92y
y25g	80.72	−25.01	69.5	73.86	110	y20l
y50g	70.64	−39.54	51.97	65.3	127	y46l
y75g	61.93	−52.1	36.83	63.8	145	y72l
g00b	52.8	−65.28	20.93	68.56	162	y99l
g25b	55.7	−49.58	−8.39	50.28	190	l36c
g50b	57.82	−38.4	−28.92	48.07	217	l72c
g75b	55.5	−22.05	−45.95	50.97	244	c11v
b00r	41.6	1.37	−45.01	45.03	272	c56v
b25r	29.0	25.08	−43.13	49.89	300	v04m
b50r	38.04	46.53	−28.39	54.51	329	v55m
b75r	49.48	72.88	−3.76	72.98	357	m11o

Ein und Ausgabe: Farbmetrisches Drucker-Reflektiv-System ORS19_96, L*=19_96 für relativen CIELAB-Buntton $h^* = lab^*h^* = h_{ab}/360 = 0.527$ $u^*_\varepsilon = g25b$

Daten für jede Farbe:
*lab*ich** und *lab*icu**
Bunttontexte:
$u^*_\varepsilon = g25b$ $u^*_d = l36c$
Kontrastreduzierungsfaktor:
$c_g = 1.0$
Dreiecks-Helligkeit t^*

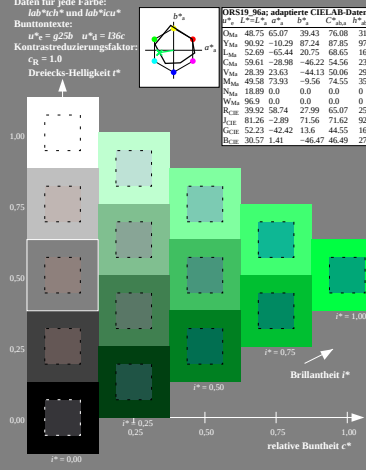

ORS19_96a; adaptierte CIELAB-Daten

u^*_ε	$L^*=L^*_\varepsilon$	a^*_ε	b^*_ε	$C^*_{ab,\varepsilon}$	$h^*_{ab,\varepsilon}$
O_{Mu}	48.75	65.07	39.43	76.08	31
Y_{Mu}	90.92	−10.29	87.24	87.85	97
L_{Mu}	52.69	−65.44	20.75	68.65	162
C_{Mu}	59.61	−28.98	−46.22	54.56	238
V_{Mu}	28.39	23.63	−44.13	50.06	298
M_{Mu}	49.58	73.93	−9.56	74.55	353
N_{Mu}	18.89	0.0	0.0	0.0	0
W_{Mu}	96.9	0.0	0.0	0.0	0
R_{CIE}	39.92	58.74	27.99	65.07	25
I_{CIE}	81.26	−2.89	71.56	71.62	92
G_{CIE}	52.23	−42.42	13.6	44.55	162
B_{CIE}	30.57	1.41	−46.47	46.49	272

Daten für Maximalfarbe (Ma):
$LAB^*LAB^*_{Ma}$: 56 −50 −8
$LAB^*LCH^*_{Ma}$: 56 50 189
$lab^*rgb^*_{Ma}$: 0.0 1.0 0.5
$lab^*olv^*_{Mu}$: 0.0 1.0 0.36
Dreiecks-Helligkeit t^*

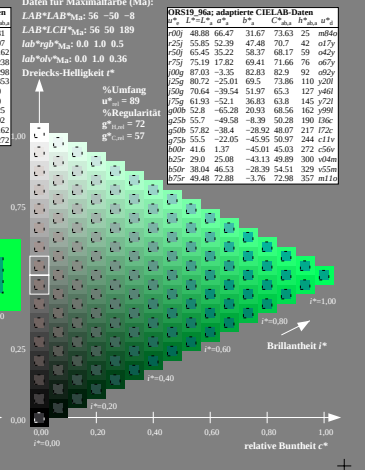

ORS19_96a; adaptierte CIELAB-Daten

u^*_ε	$L^*=L^*_\varepsilon$	a^*_ε	b^*_ε	$C^*_{ab,\varepsilon}$	$h^*_{ab,\varepsilon}$	u^*_d
r00j	48.88	66.47	31.67	73.63	25	m84e
r25j	55.85	52.39	47.48	70.7	42	o17y
r50j	65.45	35.22	58.37	68.17	59	o42y
r75j	75.19	17.82	69.41	71.66	76	o67y
y00g	87.03	−3.35	82.83	82.9	92	o92y
y25g	80.72	−25.01	69.5	73.86	110	y20l
y50g	70.64	−39.54	51.97	65.3	127	y46l
y75g	61.93	−52.1	36.83	63.8	145	y72l
g00b	52.8	−65.28	20.93	68.56	162	y99l
g25b	55.7	−49.58	−8.39	50.28	190	l36c
g50b	57.82	−38.4	−28.92	48.07	217	l72c
g75b	55.5	−22.05	−45.95	50.97	244	c11v
b00r	41.6	1.37	−45.01	45.03	272	c56v
b25r	29.0	25.08	−43.13	49.89	300	v04m
b50r	38.04	46.53	−28.39	54.51	329	v55m
b75r	49.48	72.88	−3.76	72.98	357	m11o

Ein und Ausgabe: Farbmetrisches Drucker-Reflektiv-System ORS19_96, L*=19_96 für relativen CIELAB-Buntton $h^* = lab^*h^* = h_{ab}/360 = 0.603$ $u^*_\varepsilon = g50b$

Daten für jede Farbe:
*lab*ich** und *lab*icu**
Bunttontexte:
$u^*_\varepsilon = g50b$ $u^*_d = l72c$
Kontrastreduzierungsfaktor:
$c_g = 1.0$
Dreiecks-Helligkeit t^*

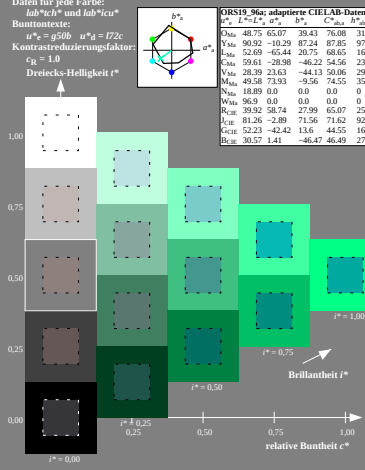

ORS19_96a; adaptierte CIELAB-Daten

u^*_ε	$L^*=L^*_\varepsilon$	a^*_ε	b^*_ε	$C^*_{ab,\varepsilon}$	$h^*_{ab,\varepsilon}$
O_{Mu}	48.75	65.07	39.43	76.08	31
Y_{Mu}	90.92	−10.29	87.24	87.85	97
L_{Mu}	52.69	−65.44	20.75	68.65	162
C_{Mu}	59.61	−28.98	−46.22	54.56	238
V_{Mu}	28.39	23.63	−44.13	50.06	298
M_{Mu}	49.58	73.93	−9.56	74.55	353
N_{Mu}	18.89	0.0	0.0	0.0	0
W_{Mu}	96.9	0.0	0.0	0.0	0
R_{CIE}	39.92	58.74	27.99	65.07	25
I_{CIE}	81.26	−2.89	71.56	71.62	92
G_{CIE}	52.23	−42.42	13.6	44.55	162
B_{CIE}	30.57	1.41	−46.47	46.49	272

Daten für Maximalfarbe (Ma):
$LAB^*LAB^*_{Ma}$: 58 −38 −29
$LAB^*LCH^*_{Ma}$: 58 48 216
$lab^*rgb^*_{Ma}$: 0.0 1.0 1.0
$lab^*olv^*_{Mu}$: 0.0 1.0 0.72
Dreiecks-Helligkeit t^*

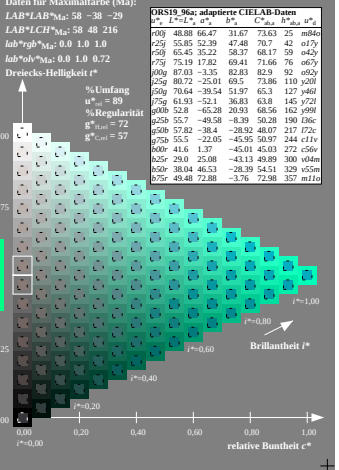

ORS19_96a; adaptierte CIELAB-Daten

u^*_ε	$L^*=L^*_\varepsilon$	a^*_ε	b^*_ε	$C^*_{ab,\varepsilon}$	$h^*_{ab,\varepsilon}$	u^*_d
r00j	48.88	66.47	31.67	73.63	25	m84e
r25j	55.85	52.39	47.48	70.7	42	o17y
r50j	65.45	35.22	58.37	68.17	59	o42y
r75j	75.19	17.82	69.41	71.66	76	o67y
y00g	87.03	−3.35	82.83	82.9	92	o92y
y25g	80.72	−25.01	69.5	73.86	110	y20l
y50g	70.64	−39.54	51.97	65.3	127	y46l
y75g	61.93	−52.1	36.83	63.8	145	y72l
g00b	52.8	−65.28	20.93	68.56	162	y99l
g25b	55.7	−49.58	−8.39	50.28	190	l36c
g50b	57.82	−38.4	−28.92	48.07	217	l72c
g75b	55.5	−22.05	−45.95	50.97	244	c11v
b00r	41.6	1.37	−45.01	45.03	272	c56v
b25r	29.0	25.08	−43.13	49.89	300	v04m
b50r	38.04	46.53	−28.39	54.51	329	v55m
b75r	49.48	72.88	−3.76	72.98	357	m11o

Ein und Ausgabe: Farbmetrisches Drucker-Reflektiv-System ORS19_96, L*=19_96 für relativen CIELAB-Buntton $h^* = lab^*h^* = h_{ab}/360 = 0.679$ $u^*_\varepsilon = g75b$

Daten für jede Farbe:
*lab*ich** und *lab*icu**
Bunttontexte:
$u^*_\varepsilon = g75b$ $u^*_d = c11v$
Kontrastreduzierungsfaktor:
$c_g = 1.0$
Dreiecks-Helligkeit t^*

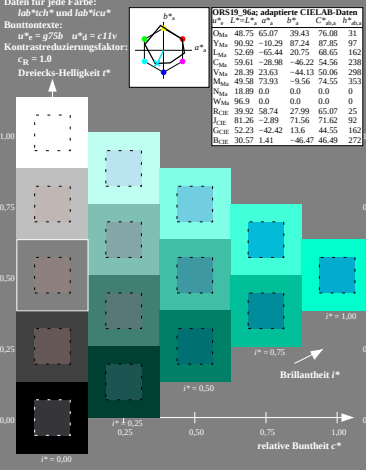

ORS19_96a; adaptierte CIELAB-Daten

u^*_ε	$L^*=L^*_\varepsilon$	a^*_ε	b^*_ε	$C^*_{ab,\varepsilon}$	$h^*_{ab,\varepsilon}$
O_{Mu}	48.75	65.07	39.43	76.08	31
Y_{Mu}	90.92	−10.29	87.24	87.85	97
L_{Mu}	52.69	−65.44	20.75	68.65	162
C_{Mu}	59.61	−28.98	−46.22	54.56	238
V_{Mu}	28.39	23.63	−44.13	50.06	298
M_{Mu}	49.58	73.93	−9.56	74.55	353
N_{Mu}	18.89	0.0	0.0	0.0	0
W_{Mu}	96.9	0.0	0.0	0.0	0
R_{CIE}	39.92	58.74	27.99	65.07	25
I_{CIE}	81.26	−2.89	71.56	71.62	92
G_{CIE}	52.23	−42.42	13.6	44.55	162
B_{CIE}	30.57	1.41	−46.47	46.49	272

Daten für Maximalfarbe (Ma):
$LAB^*LAB^*_{Ma}$: 55 −22 −46
$LAB^*LCH^*_{Ma}$: 55 51 244
$lab^*rgb^*_{Ma}$: 0.0 0.5 1.0
$lab^*olv^*_{Mu}$: 0.0 0.89 1.0
Dreiecks-Helligkeit t^*

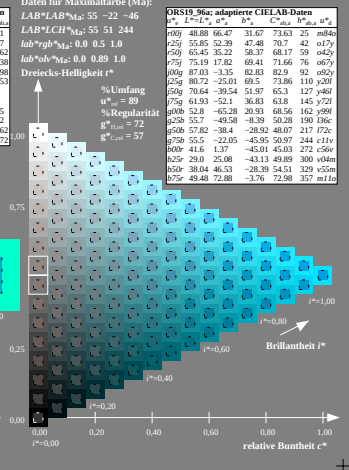

ORS19_96a; adaptierte CIELAB-Daten

u^*_ε	$L^*=L^*_\varepsilon$	a^*_ε	b^*_ε	$C^*_{ab,\varepsilon}$	$h^*_{ab,\varepsilon}$	u^*_d
r00j	48.88	66.47	31.67	73.63	25	m84e
r25j	55.85	52.39	47.48	70.7	42	o17y
r50j	65.45	35.22	58.37	68.17	59	o42y
r75j	75.19	17.82	69.41	71.66	76	o67y
y00g	87.03	−3.35	82.83	82.9	92	o92y
y25g	80.72	−25.01	69.5	73.86	110	y20l
y50g	70.64	−39.54	51.97	65.3	127	y46l
y75g	61.93	−52.1	36.83	63.8	145	y72l
g00b	52.8	−65.28	20.93	68.56	162	y99l
g25b	55.7	−49.58	−8.39	50.28	190	l36c
g50b	57.82	−38.4	−28.92	48.07	217	l72c
g75b	55.5	−22.05	−45.95	50.97	244	c11v
b00r	41.6	1.37	−45.01	45.03	272	c56v
b25r	29.0	25.08	−43.13	49.89	300	v04m
b50r	38.04	46.53	−28.39	54.51	329	v55m
b75r	49.48	72.88	−3.76	72.98	357	m11o

Ein und Ausgabe: Farbmetrisches Drucker-Reflektiv-System ORS19_96, L*=19_96 für relativen CIELAB-Buntton $h^* = lab^*h^* = h_{ab}/360 = 0.755$ $u^*_\varepsilon = b00r$

Daten für jede Farbe:
*lab*ich** und *lab*icu**
Bunttontexte:
$u^*_\varepsilon = b00r$ $u^*_d = c56v$
Kontrastreduzierungsfaktor:
$c_g = 1.0$
Dreiecks-Helligkeit t^*

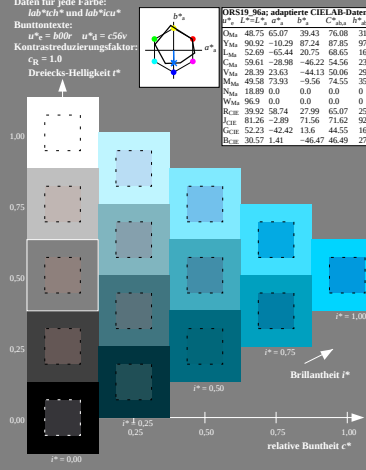

ORS19_96a; adaptierte CIELAB-Daten

u^*_ε	$L^*=L^*_\varepsilon$	a^*_ε	b^*_ε	$C^*_{ab,\varepsilon}$	$h^*_{ab,\varepsilon}$
O_{Mu}	48.75	65.07	39.43	76.08	31
Y_{Mu}	90.92	−10.29	87.24	87.85	97
L_{Mu}	52.69	−65.44	20.75	68.65	162
C_{Mu}	59.61	−28.98	−46.22	54.56	238
V_{Mu}	28.39	23.63	−44.13	50.06	298
M_{Mu}	49.58	73.93	−9.56	74.55	353
N_{Mu}	18.89	0.0	0.0	0.0	0
W_{Mu}	96.9	0.0	0.0	0.0	0
R_{CIE}	39.92	58.74	27.99	65.07	25
I_{CIE}	81.26	−2.89	71.56	71.62	92
G_{CIE}	52.23	−42.42	13.6	44.55	162
B_{CIE}	30.57	1.41	−46.47	46.49	272

Daten für Maximalfarbe (Ma):
$LAB^*LAB^*_{Ma}$: 42 1 −45
$LAB^*LCH^*_{Ma}$: 42 45 271
$lab^*rgb^*_{Ma}$: 0.0 0.0 1.0
$lab^*olv^*_{Mu}$: 0.0 0.44 1.0
Dreiecks-Helligkeit t^*

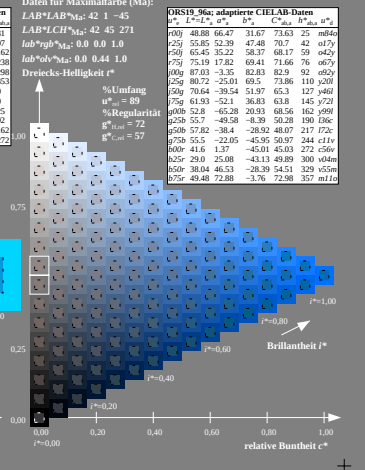

ORS19_96a; adaptierte CIELAB-Daten

u^*_ε	$L^*=L^*_\varepsilon$	a^*_ε	b^*_ε	$C^*_{ab,\varepsilon}$	$h^*_{ab,\varepsilon}$	u^*_d
r00j	48.88	66.47	31.67	73.63	25	m84e
r25j	55.85	52.39	47.48	70.7	42	o17y
r50j	65.45	35.22	58.37	68.17	59	o42y
r75j	75.19	17.82	69.41	71.66	76	o67y
y00g	87.03	−3.35	82.83	82.9	92	o92y
y25g	80.72	−25.01	69.5	73.86	110	y20l
y50g	70.64	−39.54	51.97	65.3	127	y46l
y75g	61.93	−52.1	36.83	63.8	145	y72l
g00b	52.8	−65.28	20.93	68.56	162	y99l
g25b	55.7	−49.58	−8.39	50.28	190	l36c
g50b	57.82	−38.4	−28.92	48.07	217	l72c
g75b	55.5	−22.05	−45.95	50.97	244	c11v
b00r	41.6	1.37	−45.01	45.03	272	c56v
b25r	29.0	25.08	−43.13	49.89	300	v04m
b50r	38.04	46.53	−28.39	54.51	329	v55m
b75r	49.48	72.88	−3.76	72.98	357	m11o

Ein und Ausgabe: Farbmetrisches Drucker-Reflektiv-System ORS19_96, L*=19_96 für relativen CIELAB-Buntton $h^* = lab^*h^* = h_{ab}/360 = 0.834$ $u^*_\varepsilon = b25r$

Daten für jede Farbe:
*lab*ich** und *lab*icu**
Bunttontexte:
$u^*_\varepsilon = b25r$ $u^*_d = v04m$
Kontrastreduzierungsfaktor:
$c_g = 1.0$
Dreiecks-Helligkeit t^*

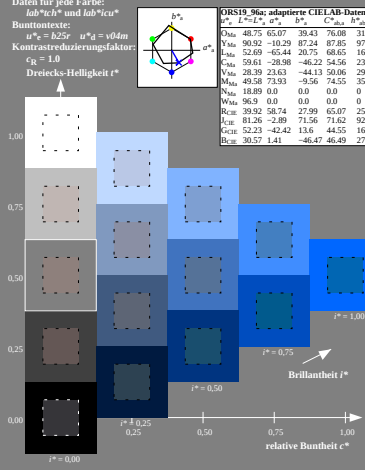

ORS19_96a; adaptierte CIELAB-Daten

u^*_ε	$L^*=L^*_\varepsilon$	a^*_ε	b^*_ε	$C^*_{ab,\varepsilon}$	$h^*_{ab,\varepsilon}$
O_{Mu}	48.75	65.07	39.43	76.08	31
Y_{Mu}	90.92	−10.29	87.24	87.85	97
L_{Mu}	52.69	−65.44	20.75	68.65	162
C_{Mu}	59.61	−28.98	−46.22	54.56	238
V_{Mu}	28.39	23.63	−44.13	50.06	298
M_{Mu}	49.58	73.93	−9.56	74.55	353
N_{Mu}	18.89	0.0	0.0	0.0	0
W_{Mu}	96.9	0.0	0.0	0.0	0
R_{CIE}	39.92	58.74	27.99	65.07	25
I_{CIE}	81.26	−2.89	71.56	71.62	92
G_{CIE}	52.23	−42.42	13.6	44.55	162
B_{CIE}	30.57	1.41	−46.47	46.49	272

Daten für Maximalfarbe (Ma):
$LAB^*LAB^*_{Ma}$: 29 25 −43
$LAB^*LCH^*_{Ma}$: 29 50 300
$lab^*rgb^*_{Ma}$: 0.5 0.0 1.0
$lab^*olv^*_{Mu}$: 0.04 0.0 1.0
Dreiecks-Helligkeit t^*

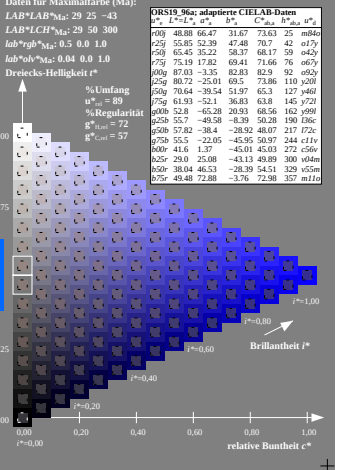

ORS19_96a; adaptierte CIELAB-Daten

u^*_ε	$L^*=L^*_\varepsilon$	a^*_ε	b^*_ε	$C^*_{ab,\varepsilon}$	$h^*_{ab,\varepsilon}$	u^*_d
r00j	48.88	66.47	31.67	73.63	25	m84e
r25j	55.85	52.39	47.48	70.7	42	o17y
r50j	65.45	35.22	58.37	68.17	59	o42y
r75j	75.19	17.82	69.41	71.66	76	o67y
y00g	87.03	−3.35	82.83	82.9	92	o92y
y25g	80.72	−25.01	69.5	73.86	110	y20l
y50g	70.64	−39.54	51.97	65.3	127	y46l
y75g	61.93	−52.1	36.83	63.8	145	y72l
g00b	52.8	−65.28	20.93	68.56	162	y99l
g25b	55.7	−49.58	−8.39	50.28	190	l36c
g50b	57.82	−38.4	−28.92	48.07	217	l72c
g75b	55.5	−22.05	−45.95	50.97	244	c11v
b00r	41.6	1.37	−45.01	45.03	272	c56v
b25r	29.0	25.08	−43.13	49.89	300	v04m
b50r	38.04	46.53	−28.39	54.51	329	v55m
b75r	49.48	72.88	−3.76	72.98	357	m11o

Ein und Ausgabe: Farbmetrisches Drucker-Reflektiv-System ORS19_96, L*=19_96 für relativen CIELAB-Buntton $h^* = lab^*h^* = h_{ab}/360 = 0.913$ $u^*_\varepsilon = b50r$

Daten für jede Farbe:
*lab*ich** und *lab*icu**
Bunttontexte:
$u^*_\varepsilon = b50r$ $u^*_d = v55m$
Kontrastreduzierungsfaktor:
$c_g = 1.0$
Dreiecks-Helligkeit t^*

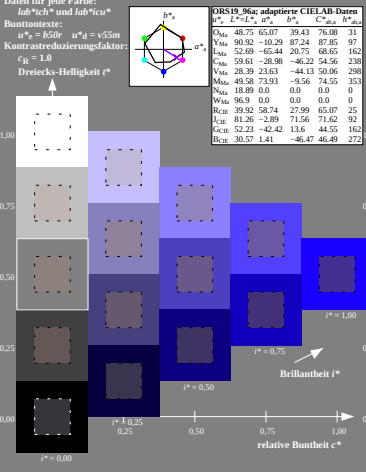

ORS19_96a; adaptierte CIELAB-Daten

u^*_ε	$L^*=L^*_\varepsilon$	a^*_ε	b^*_ε	$C^*_{ab,\varepsilon}$	$h^*_{ab,\varepsilon}$
O_{Mu}	48.75	65.07	39.43	76.08	31
Y_{Mu}	90.92	−10.29	87.24	87.85	97
L_{Mu}	52.69	−65.44	20.75	68.65	162
C_{Mu}	59.61	−28.98	−46.22	54.56	238
V_{Mu}	28.39	23.63	−44.13	50.06	298
M_{Mu}	49.58	73.93	−9.56	74.55	353
N_{Mu}	18.89	0.0	0.0	0.0	0
W_{Mu}	96.9	0.0	0.0	0.0	0
R_{CIE}	39.92	58.74	27.99	65.07	25
I_{CIE}	81.26	−2.89	71.56	71.62	92
G_{CIE}	52.23	−42.42	13.6	44.55	162
B_{CIE}	30.57	1.41	−46.47	46.49	272

Daten für Maximalfarbe (Ma):
$LAB^*LAB^*_{Ma}$: 38 47 −28
$LAB^*LCH^*_{Ma}$: 38 55 328
$lab^*rgb^*_{Ma}$: 1.0 0.0 1.0
$lab^*olv^*_{Mu}$: 0.56 0.0 1.0
Dreiecks-Helligkeit t^*

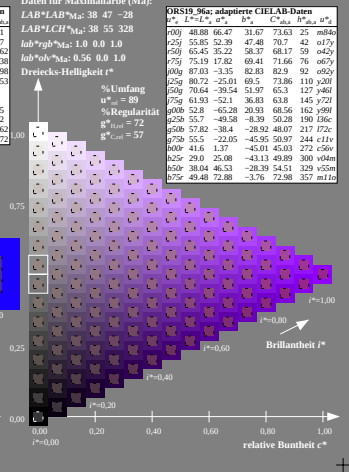

ORS19_96a; adaptierte CIELAB-Daten

u^*_ε	$L^*=L^*_\varepsilon$	a^*_ε	b^*_ε	$C^*_{ab,\varepsilon}$	$h^*_{ab,\varepsilon}$	u^*_d
r00j	48.88	66.47	31.67	73.63	25	m84e
r25j	55.85	52.39	47.48	70.7	42	o17y
r50j	65.45	35.22	58.37	68.17	59	o42y
r75j	75.19	17.82	69.41	71.66	76	o67y
y00g	87.03	−3.35	82.83	82.9	92	o92y
y25g	80.72	−25.01	69.5	73.86	110	y20l
y50g	70.64	−39.54	51.97	65.3	127	y46l
y75g	61.93	−52.1	36.83	63.8	145	y72l
g00b	52.8	−65.28	20.93	68.56	162	y99l
g25b	55.7	−49.58	−8.39	50.28	190	l36c
g50b	57.82	−38.4	−28.92	48.07	217	l72c
g75b	55.5	−22.05	−45.95	50.97	244	c11v
b00r	41.6	1.37	−45.01	45.03	272	c56v
b25r	29.0	25.08	−43.13	49.89	300	v04m
b50r	38.04	46.53	−28.39	54.51	329	v55m
b75r	49.48	72.88	−3.76	72.98	357	m11o

Ein und Ausgabe: Farbmetrisches Drucker-Reflektiv-System ORS19_96, L*=19_96 für relativen CIELAB-Buntton $h^* = lab^*h^* = h_{ab}/360 = 0.992$ $u^*_\varepsilon = b75r$

Daten für jede Farbe:
*lab*ich** und *lab*icu**
Bunttontexte:
$u^*_\varepsilon = b75r$ $u^*_d = m11o$
Kontrastreduzierungsfaktor:
$c_g = 1.0$
Dreiecks-Helligkeit t^*

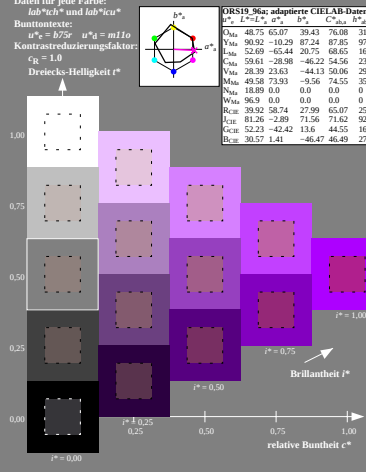

ORS19_96a; adaptierte CIELAB-Daten

u^*_ε	$L^*=L^*_\varepsilon$	a^*_ε	b^*_ε	$C^*_{ab,\varepsilon}$	$h^*_{ab,\varepsilon}$
O_{Mu}	48.75	65.07	39.43	76.08	31
Y_{Mu}	90.92	−10.29	87.24	87.85	97
L_{Mu}	52.69	−65.44	20.75	68.65	162
C_{Mu}	59.61	−28.98	−46.22	54.56	238
V_{Mu}	28.39	23.63	−44.13	50.06	298
M_{Mu}	49.58	73.93	−9.56	74.55	353
N_{Mu}	18.89	0.0	0.0	0.0	0
W_{Mu}	96.9	0.0	0.0	0.0	0
R_{CIE}	39.92	58.74	27.99	65.07	25
I_{CIE}	81.26	−2.89	71.56	71.62	92
G_{CIE}	52.23	−42.42	13.6	44.55	162
B_{CIE}	30.57	1.41	−46.47	46.49	272

Daten für Maximalfarbe (Ma):
$LAB^*LAB^*_{Ma}$: 49 73 −4
$LAB^*LCH^*_{Ma}$: 49 73 357
$lab^*rgb^*_{Ma}$: 1.0 0.0 0.5
$lab^*olv^*_{Mu}$: 1.0 0.0 0.89
Dreiecks-Helligkeit t^*

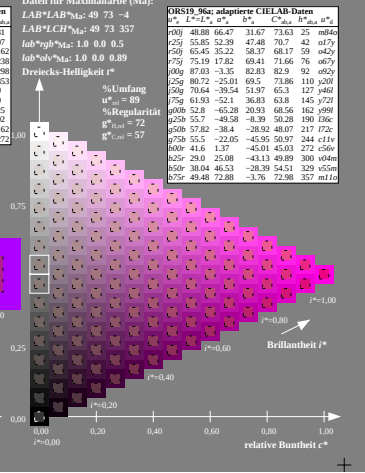

ORS19_96a; adaptierte CIELAB-Daten

| u^*_ε | $L^*=L^*_\varepsilon$ | a^*_ε | b^*_ε | $C^*_{ab,\varepsilon}$ | $h^*_{

Ein und Ausgabe: Farbmetrisches Drucker-Reflektiv-System ORS19_96, L*=19_96 für relativen CIELAB-Buntton $h^* = lab^*h^* = h_{ab}/360 = 0.451$ $u^*_\varepsilon = g00b$

Daten für jede Farbe:
*lab*tch** und *lab*icu**
Buntontexte:
$u^*_\varepsilon = g00b$ $u^*_d = y99t$
Kontrastreduzierungsfaktor:
$c_R = 1.0$
Dreiecks-Helligkeit t^*

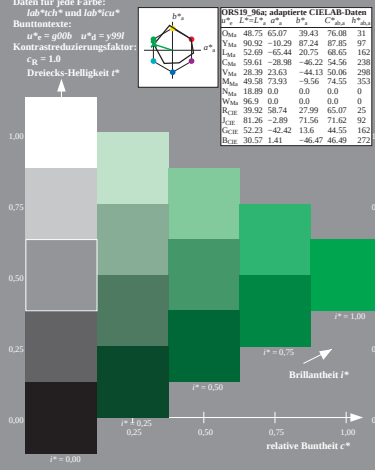

ORS19_96a; adaptierte CIELAB-Daten

	$L^*=L^*_a$	a^*_a	b^*_a	$C^*_{ab,a}$	$h^*_{ab,a}$
O_{Max}	48.75	65.07	39.43	76.08	31
Y_{Max}	90.92	−10.29	87.24	87.85	97
L_{Max}	52.69	−65.44	20.75	68.65	162
C_{Max}	59.61	−28.98	−46.22	54.56	238
V_{Max}	28.39	23.63	−44.13	50.06	298
M_{Max}	49.58	73.93	−9.56	74.55	353
N_{Max}	18.89	0.0	0.0	0.0	0
W_{Max}	96.9	0.0	0.0	0.0	0
R_{CIE}	39.92	58.74	27.99	65.07	25
I_{CIE}	81.26	−2.89	71.56	71.62	92
C_{CIE}	52.23	−42.42	13.6	44.55	162
B_{CIE}	30.57	1.41	−46.47	46.49	272

Daten für Maximalfarbe (Ma):
*LAB*LAB**$_{Ma}$: 53 −65 21
*LAB*LCH**$_{Ma}$: 53 69 162
*lab*rgb**$_{Ma}$: 0.0 1.0 0.0
*lab*olv**$_{Ma}$: 0.0 1.0 0.0

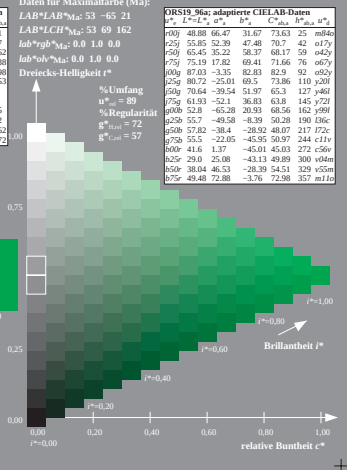

ORS19_96a; adaptierte CIELAB-Daten

	$L^*=L^*_a$	a^*_a	b^*_a	$C^*_{ab,a}$	$h^*_{ab,a}$	u^*_d
r00j	48.88	66.47	31.67	73.63	25	m84e
r25j	55.85	52.39	47.48	70.7	42	o17y
r50j	65.45	35.22	58.37	68.17	59	o42y
r75j	75.19	17.82	69.41	71.66	76	o67y
y00g	87.03	−3.35	82.83	82.9	92	o92y
y25g	80.72	−25.01	69.5	73.86	110	y20l
y50g	70.64	−39.54	51.97	65.3	127	y46l
y75g	61.93	−52.1	36.83	63.8	145	y72l
g00b	52.8	−65.28	20.93	68.56	162	y99l
g25b	55.7	−49.58	−8.39	50.28	190	l36c
g50b	57.82	−38.4	−28.92	48.07	217	l72c
g75b	55.5	−22.05	−45.95	50.97	244	c11v
b00r	41.6	1.37	−45.01	45.03	272	c56v
b25r	29.0	25.08	−43.13	49.89	300	v04m
b50r	38.04	46.53	−28.39	54.51	329	v55m
b75r	49.48	72.88	−3.76	72.98	357	m11o

Ein und Ausgabe: Farbmetrisches Drucker-Reflektiv-System ORS19_96, L*=19_96 für relativen CIELAB-Buntton $h^* = lab^*h^* = h_{ab}/360 = 0.527$ $u^*_\varepsilon = g25b$

Daten für jede Farbe:
*lab*tch** und *lab*icu**
Buntontexte:
$u^*_\varepsilon = g25b$ $u^*_d = l36c$
Kontrastreduzierungsfaktor:
$c_R = 1.0$
Dreiecks-Helligkeit t^*

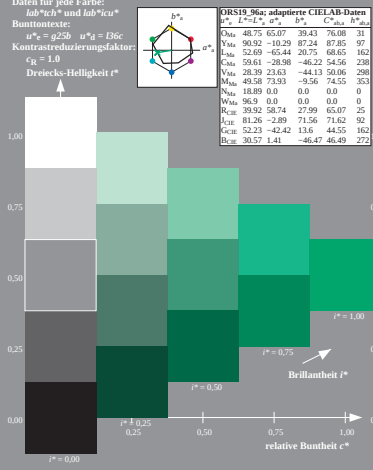

ORS19_96a; adaptierte CIELAB-Daten

	$L^*=L^*_a$	a^*_a	b^*_a	$C^*_{ab,a}$	$h^*_{ab,a}$
O_{Max}	48.75	65.07	39.43	76.08	31
Y_{Max}	90.92	−10.29	87.24	87.85	97
L_{Max}	52.69	−65.44	20.75	68.65	162
C_{Max}	59.61	−28.98	−46.22	54.56	238
V_{Max}	28.39	23.63	−44.13	50.06	298
M_{Max}	49.58	73.93	−9.56	74.55	353
N_{Max}	18.89	0.0	0.0	0.0	0
W_{Max}	96.9	0.0	0.0	0.0	0
R_{CIE}	39.92	58.74	27.99	65.07	25
I_{CIE}	81.26	−2.89	71.56	71.62	92
C_{CIE}	52.23	−42.42	13.6	44.55	162
B_{CIE}	30.57	1.41	−46.47	46.49	272

Daten für Maximalfarbe (Ma):
*LAB*LAB**$_{Ma}$: 56 −50 −8
*LAB*LCH**$_{Ma}$: 56 50 189
*lab*rgb**$_{Ma}$: 0.0 1.0 0.5
*lab*olv**$_{Ma}$: 0.0 1.0 0.36

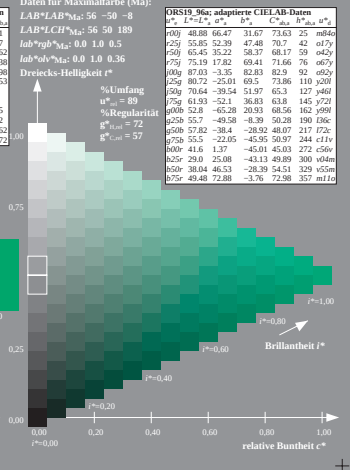

ORS19_96a; adaptierte CIELAB-Daten

	$L^*=L^*_a$	a^*_a	b^*_a	$C^*_{ab,a}$	$h^*_{ab,a}$	u^*_d
r00j	48.88	66.47	31.67	73.63	25	m84e
r25j	55.85	52.39	47.48	70.7	42	o17y
r50j	65.45	35.22	58.37	68.17	59	o42y
r75j	75.19	17.82	69.41	71.66	76	o67y
y00g	87.03	−3.35	82.83	82.9	92	o92y
y25g	80.72	−25.01	69.5	73.86	110	y20l
y50g	70.64	−39.54	51.97	65.3	127	y46l
y75g	61.93	−52.1	36.83	63.8	145	y72l
g00b	52.8	−65.28	20.93	68.56	162	y99l
g25b	55.7	−49.58	−8.39	50.28	190	l36c
g50b	57.82	−38.4	−28.92	48.07	217	l72c
g75b	55.5	−22.05	−45.95	50.97	244	c11v
b00r	41.6	1.37	−45.01	45.03	272	c56v
b25r	29.0	25.08	−43.13	49.89	300	v04m
b50r	38.04	46.53	−28.39	54.51	329	v55m
b75r	49.48	72.88	−3.76	72.98	357	m11o

Ein und Ausgabe: Farbmetrisches Drucker-Reflektiv-System ORS19_96, L*=19_96 für relativen CIELAB-Buntton $h^* = lab^*h^* = h_{ab}/360 = 0.603$ $u^*_\varepsilon = g50b$

Daten für jede Farbe:
*lab*tch** und *lab*icu**
Buntontexte:
$u^*_\varepsilon = g50b$ $u^*_d = l72c$
Kontrastreduzierungsfaktor:
$c_R = 1.0$
Dreiecks-Helligkeit t^*

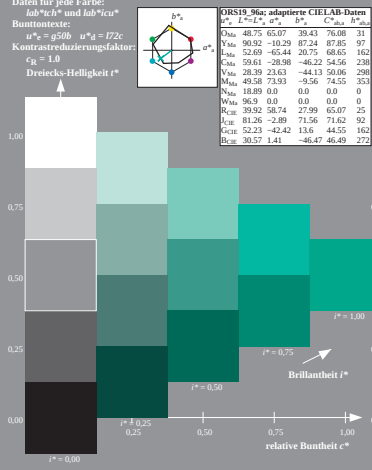

ORS19_96a; adaptierte CIELAB-Daten

	$L^*=L^*_a$	a^*_a	b^*_a	$C^*_{ab,a}$	$h^*_{ab,a}$
O_{Max}	48.75	65.07	39.43	76.08	31
Y_{Max}	90.92	−10.29	87.24	87.85	97
L_{Max}	52.69	−65.44	20.75	68.65	162
C_{Max}	59.61	−28.98	−46.22	54.56	238
V_{Max}	28.39	23.63	−44.13	50.06	298
M_{Max}	49.58	73.93	−9.56	74.55	353
N_{Max}	18.89	0.0	0.0	0.0	0
W_{Max}	96.9	0.0	0.0	0.0	0
R_{CIE}	39.92	58.74	27.99	65.07	25
I_{CIE}	81.26	−2.89	71.56	71.62	92
C_{CIE}	52.23	−42.42	13.6	44.55	162
B_{CIE}	30.57	1.41	−46.47	46.49	272

Daten für Maximalfarbe (Ma):
*LAB*LAB**$_{Ma}$: 58 −38 −29
*LAB*LCH**$_{Ma}$: 58 48 216
*lab*rgb**$_{Ma}$: 0.0 1.0 1.0
*lab*olv**$_{Ma}$: 0.0 1.0 0.72

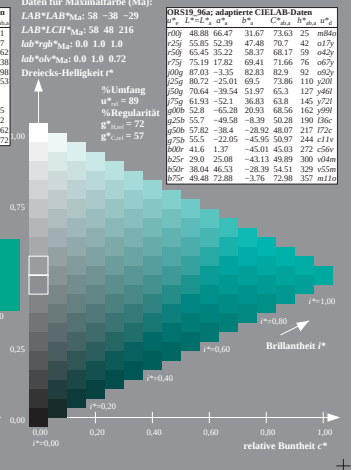

ORS19_96a; adaptierte CIELAB-Daten

	$L^*=L^*_a$	a^*_a	b^*_a	$C^*_{ab,a}$	$h^*_{ab,a}$	u^*_d
r00j	48.88	66.47	31.67	73.63	25	m84e
r25j	55.85	52.39	47.48	70.7	42	o17y
r50j	65.45	35.22	58.37	68.17	59	o42y
r75j	75.19	17.82	69.41	71.66	76	o67y
y00g	87.03	−3.35	82.83	82.9	92	o92y
y25g	80.72	−25.01	69.5	73.86	110	y20l
y50g	70.64	−39.54	51.97	65.3	127	y46l
y75g	61.93	−52.1	36.83	63.8	145	y72l
g00b	52.8	−65.28	20.93	68.56	162	y99l
g25b	55.7	−49.58	−8.39	50.28	190	l36c
g50b	57.82	−38.4	−28.92	48.07	217	l72c
g75b	55.5	−22.05	−45.95	50.97	244	c11v
b00r	41.6	1.37	−45.01	45.03	272	c56v
b25r	29.0	25.08	−43.13	49.89	300	v04m
b50r	38.04	46.53	−28.39	54.51	329	v55m
b75r	49.48	72.88	−3.76	72.98	357	m11o

Ein und Ausgabe: Farbmetrisches Drucker-Reflektiv-System ORS19_96, L*=19_96 für relativen CIELAB-Buntton $h^* = lab^*h^* = h_{ab}/360 = 0.679$ $u^*_\varepsilon = g75b$

Daten für jede Farbe:
*lab*tch** und *lab*icu**
Buntontexte:
$u^*_\varepsilon = g75b$ $u^*_d = c11v$
Kontrastreduzierungsfaktor:
$c_R = 1.0$
Dreiecks-Helligkeit t^*

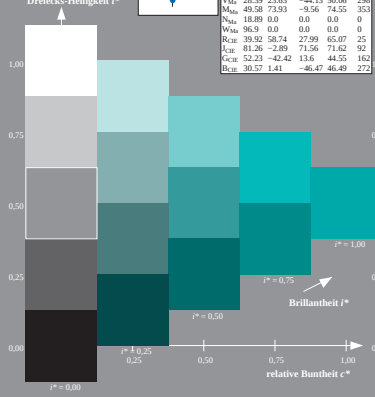

ORS19_96a; adaptierte CIELAB-Daten

	$L^*=L^*_a$	a^*_a	b^*_a	$C^*_{ab,a}$	$h^*_{ab,a}$
O_{Max}	48.75	65.07	39.43	76.08	31
Y_{Max}	90.92	−10.29	87.24	87.85	97
L_{Max}	52.69	−65.44	20.75	68.65	162
C_{Max}	59.61	−28.98	−46.22	54.56	238
V_{Max}	28.39	23.63	−44.13	50.06	298
M_{Max}	49.58	73.93	−9.56	74.55	353
N_{Max}	18.89	0.0	0.0	0.0	0
W_{Max}	96.9	0.0	0.0	0.0	0
R_{CIE}	39.92	58.74	27.99	65.07	25
I_{CIE}	81.26	−2.89	71.56	71.62	92
C_{CIE}	52.23	−42.42	13.6	44.55	162
B_{CIE}	30.57	1.41	−46.47	46.49	272

Daten für Maximalfarbe (Ma):
*LAB*LAB**$_{Ma}$: 55 −22 −46
*LAB*LCH**$_{Ma}$: 55 51 244
*lab*rgb**$_{Ma}$: 0.0 0.5 1.0
*lab*olv**$_{Ma}$: 0.0 0.89 1.0

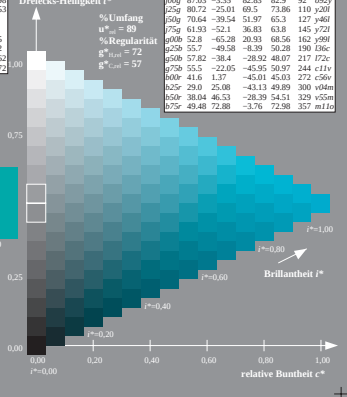

ORS19_96a; adaptierte CIELAB-Daten

	$L^*=L^*_a$	a^*_a	b^*_a	$C^*_{ab,a}$	$h^*_{ab,a}$	u^*_d
r00j	48.88	66.47	31.67	73.63	25	m84e
r25j	55.85	52.39	47.48	70.7	42	o17y
r50j	65.45	35.22	58.37	68.17	59	o42y
r75j	75.19	17.82	69.41	71.66	76	o67y
y00g	87.03	−3.35	82.83	82.9	92	o92y
y25g	80.72	−25.01	69.5	73.86	110	y20l
y50g	70.64	−39.54	51.97	65.3	127	y46l
y75g	61.93	−52.1	36.83	63.8	145	y72l
g00b	52.8	−65.28	20.93	68.56	162	y99l
g25b	55.7	−49.58	−8.39	50.28	190	l36c
g50b	57.82	−38.4	−28.92	48.07	217	l72c
g75b	55.5	−22.05	−45.95	50.97	244	c11v
b00r	41.6	1.37	−45.01	45.03	272	c56v
b25r	29.0	25.08	−43.13	49.89	300	v04m
b50r	38.04	46.53	−28.39	54.51	329	v55m
b75r	49.48	72.88	−3.76	72.98	357	m11o

Ein und Ausgabe: Farbmetrisches Drucker-Reflektiv-System ORS19_96, L*=19_96 für relativen CIELAB-Buntton $h^* = lab^*h^* = h_{ab}/360 = 0.755$ $u^*_\varepsilon = b00r$

Daten für jede Farbe:
*lab*tch** und *lab*icu**
Buntontexte:
$u^*_\varepsilon = b00r$ $u^*_d = c56v$
Kontrastreduzierungsfaktor:
$c_R = 1.0$
Dreiecks-Helligkeit t^*

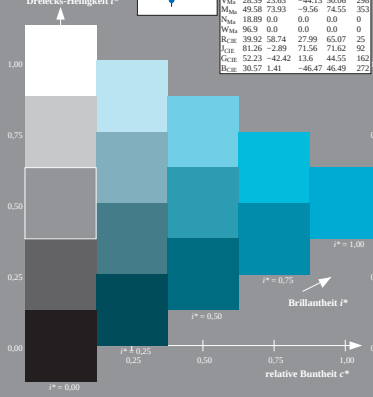

ORS19_96a; adaptierte CIELAB-Daten

	$L^*=L^*_a$	a^*_a	b^*_a	$C^*_{ab,a}$	$h^*_{ab,a}$
O_{Max}	48.75	65.07	39.43	76.08	31
Y_{Max}	90.92	−10.29	87.24	87.85	97
L_{Max}	52.69	−65.44	20.75	68.65	162
C_{Max}	59.61	−28.98	−46.22	54.56	238
V_{Max}	28.39	23.63	−44.13	50.06	298
M_{Max}	49.58	73.93	−9.56	74.55	353
N_{Max}	18.89	0.0	0.0	0.0	0
W_{Max}	96.9	0.0	0.0	0.0	0
R_{CIE}	39.92	58.74	27.99	65.07	25
I_{CIE}	81.26	−2.89	71.56	71.62	92
C_{CIE}	52.23	−42.42	13.6	44.55	162
B_{CIE}	30.57	1.41	−46.47	46.49	272

Daten für Maximalfarbe (Ma):
*LAB*LAB**$_{Ma}$: 42 1 −45
*LAB*LCH**$_{Ma}$: 42 45 271
*lab*rgb**$_{Ma}$: 0.0 0.0 1.0
*lab*olv**$_{Ma}$: 0.0 0.44 1.0

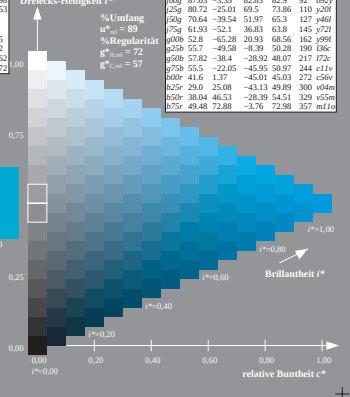

ORS19_96a; adaptierte CIELAB-Daten

	$L^*=L^*_a$	a^*_a	b^*_a	$C^*_{ab,a}$	$h^*_{ab,a}$	u^*_d
r00j	48.88	66.47	31.67	73.63	25	m84e
r25j	55.85	52.39	47.48	70.7	42	o17y
r50j	65.45	35.22	58.37	68.17	59	o42y
r75j	75.19	17.82	69.41	71.66	76	o67y
y00g	87.03	−3.35	82.83	82.9	92	o92y
y25g	80.72	−25.01	69.5	73.86	110	y20l
y50g	70.64	−39.54	51.97	65.3	127	y46l
y75g	61.93	−52.1	36.83	63.8	145	y72l
g00b	52.8	−65.28	20.93	68.56	162	y99l
g25b	55.7	−49.58	−8.39	50.28	190	l36c
g50b	57.82	−38.4	−28.92	48.07	217	l72c
g75b	55.5	−22.05	−45.95	50.97	244	c11v
b00r	41.6	1.37	−45.01	45.03	272	c56v
b25r	29.0	25.08	−43.13	49.89	300	v04m
b50r	38.04	46.53	−28.39	54.51	329	v55m
b75r	49.48	72.88	−3.76	72.98	357	m11o

Ein und Ausgabe: Farbmetrisches Drucker-Reflektiv-System ORS19_96, L*=19_96 für relativen CIELAB-Buntton $h^* = lab^*h^* = h_{ab}/360 = 0.834$ $u^*_\varepsilon = b25r$

Daten für jede Farbe:
*lab*tch** und *lab*icu**
Buntontexte:
$u^*_\varepsilon = b25r$ $u^*_d = v04m$
Kontrastreduzierungsfaktor:
$c_R = 1.0$
Dreiecks-Helligkeit t^*

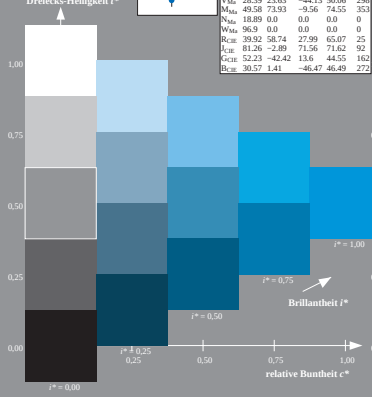

ORS19_96a; adaptierte CIELAB-Daten

	$L^*=L^*_a$	a^*_a	b^*_a	$C^*_{ab,a}$	$h^*_{ab,a}$
O_{Max}	48.75	65.07	39.43	76.08	31
Y_{Max}	90.92	−10.29	87.24	87.85	97
L_{Max}	52.69	−65.44	20.75	68.65	162
C_{Max}	59.61	−28.98	−46.22	54.56	238
V_{Max}	28.39	23.63	−44.13	50.06	298
M_{Max}	49.58	73.93	−9.56	74.55	353
N_{Max}	18.89	0.0	0.0	0.0	0
W_{Max}	96.9	0.0	0.0	0.0	0
R_{CIE}	39.92	58.74	27.99	65.07	25
I_{CIE}	81.26	−2.89	71.56	71.62	92
C_{CIE}	52.23	−42.42	13.6	44.55	162
B_{CIE}	30.57	1.41	−46.47	46.49	272

Daten für Maximalfarbe (Ma):
*LAB*LAB**$_{Ma}$: 29 25 −43
*LAB*LCH**$_{Ma}$: 29 50 300
*lab*rgb**$_{Ma}$: 0.5 0.0 1.0
*lab*olv**$_{Ma}$: 0.04 0.0 1.0

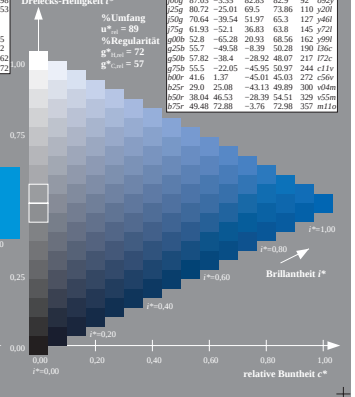

ORS19_96a; adaptierte CIELAB-Daten

	$L^*=L^*_a$	a^*_a	b^*_a	$C^*_{ab,a}$	$h^*_{ab,a}$	u^*_d
r00j	48.88	66.47	31.67	73.63	25	m84e
r25j	55.85	52.39	47.48	70.7	42	o17y
r50j	65.45	35.22	58.37	68.17	59	o42y
r75j	75.19	17.82	69.41	71.66	76	o67y
y00g	87.03	−3.35	82.83	82.9	92	o92y
y25g	80.72	−25.01	69.5	73.86	110	y20l
y50g	70.64	−39.54	51.97	65.3	127	y46l
y75g	61.93	−52.1	36.83	63.8	145	y72l
g00b	52.8	−65.28	20.93	68.56	162	y99l
g25b	55.7	−49.58	−8.39	50.28	190	l36c
g50b	57.82	−38.4	−28.92	48.07	217	l72c
g75b	55.5	−22.05	−45.95	50.97	244	c11v
b00r	41.6	1.37	−45.01	45.03	272	c56v
b25r	29.0	25.08	−43.13	49.89	300	v04m
b50r	38.04	46.53	−28.39	54.51	329	v55m
b75r	49.48	72.88	−3.76	72.98	357	m11o

Ein und Ausgabe: Farbmetrisches Drucker-Reflektiv-System ORS19_96, L*=19_96 für relativen CIELAB-Buntton $h^* = lab^*h^* = h_{ab}/360 = 0.913$ $u^*_\varepsilon = b50r$

Daten für jede Farbe:
*lab*tch** und *lab*icu**
Buntontexte:
$u^*_\varepsilon = b50r$ $u^*_d = v55m$
Kontrastreduzierungsfaktor:
$c_R = 1.0$
Dreiecks-Helligkeit t^*

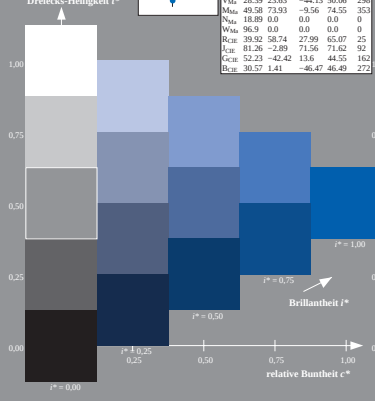

ORS19_96a; adaptierte CIELAB-Daten

	$L^*=L^*_a$	a^*_a	b^*_a	$C^*_{ab,a}$	$h^*_{ab,a}$
O_{Max}	48.75	65.07	39.43	76.08	31
Y_{Max}	90.92	−10.29	87.24	87.85	97
L_{Max}	52.69	−65.44	20.75	68.65	162
C_{Max}	59.61	−28.98	−46.22	54.56	238
V_{Max}	28.39	23.63	−44.13	50.06	298
M_{Max}	49.58	73.93	−9.56	74.55	353
N_{Max}	18.89	0.0	0.0	0.0	0
W_{Max}	96.9	0.0	0.0	0.0	0
R_{CIE}	39.92	58.74	27.99	65.07	25
I_{CIE}	81.26	−2.89	71.56	71.62	92
C_{CIE}	52.23	−42.42	13.6	44.55	162
B_{CIE}	30.57	1.41	−46.47	46.49	272

Daten für Maximalfarbe (Ma):
*LAB*LAB**$_{Ma}$: 38 47 −28
*LAB*LCH**$_{Ma}$: 38 55 328
*lab*rgb**$_{Ma}$: 1.0 0.0 1.0
*lab*olv**$_{Ma}$: 0.56 0.0 1.0

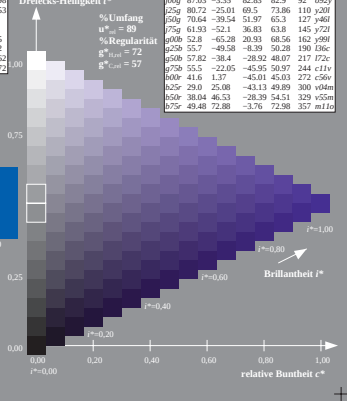

ORS19_96a; adaptierte CIELAB-Daten

	$L^*=L^*_a$	a^*_a	b^*_a	$C^*_{ab,a}$	$h^*_{ab,a}$	u^*_d
r00j	48.88	66.47	31.67	73.63	25	m84e
r25j	55.85	52.39	47.48	70.7	42	o17y
r50j	65.45	35.22	58.37	68.17	59	o42y
r75j	75.19	17.82	69.41	71.66	76	o67y
y00g	87.03	−3.35	82.83	82.9	92	o92y
y25g	80.72	−25.01	69.5	73.86	110	y20l
y50g	70.64	−39.54	51.97	65.3	127	y46l
y75g	61.93	−52.1	36.83	63.8	145	y72l
g00b	52.8	−65.28	20.93	68.56	162	y99l
g25b	55.7	−49.58	−8.39	50.28	190	l36c
g50b	57.82	−38.4	−28.92	48.07	217	l72c
g75b	55.5	−22.05	−45.95	50.97	244	c11v
b00r	41.6	1.37	−45.01	45.03	272	c56v
b25r	29.0	25.08	−43.13	49.89	300	v04m
b50r	38.04	46.53	−28.39	54.51	329	v55m
b75r	49.48	72.88	−3.76	72.98	357	m11o

Ein und Ausgabe: Farbmetrisches Drucker-Reflektiv-System ORS19_96, L*=19_96 für relativen CIELAB-Buntton $h^* = lab^*h^* = h_{ab}/360 = 0.992$ $u^*_\varepsilon = b75r$

Daten für jede Farbe:
*lab*tch** und *lab*icu**
Buntontexte:
$u^*_\varepsilon = b75r$ $u^*_d = m11o$
Kontrastreduzierungsfaktor:
$c_R = 1.0$
Dreiecks-Helligkeit t^*

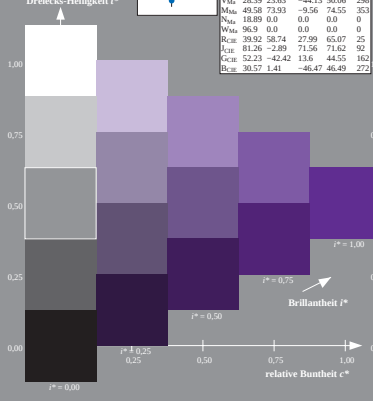

ORS19_96a; adaptierte CIELAB-Daten

	$L^*=L^*_a$	a^*_a	b^*_a	$C^*_{ab,a}$	$h^*_{ab,a}$
O_{Max}	48.75	65.07	39.43	76.08	31
Y_{Max}	90.92	−10.29	87.24	87.85	97
L_{Max}	52.69	−65.44	20.75	68.65	162
C_{Max}	59.61	−28.98	−46.22	54.56	238
V_{Max}	28.39	23.63	−44.13	50.06	298
M_{Max}	49.58	73.93	−9.56	74.55	353
N_{Max}	18.89	0.0	0.0	0.0	0
W_{Max}	96.9	0.0	0.0	0.0	0
R_{CIE}	39.92	58.74	27.99	65.07	25
I_{CIE}	81.26	−2.89	71.56	71.62	92
C_{CIE}	52.23	−42.42	13.6	44.55	162
B_{CIE}	30.57	1.41	−46.47	46.49	272

Daten für Maximalfarbe (Ma):
*LAB*LAB**$_{Ma}$: 49 73 −4
*LAB*LCH**$_{Ma}$: 49 73 357
*lab*rgb**$_{Ma}$: 1.0 0.0 0.5
*lab*olv**$_{Ma}$: 1.0 0.0 0.89

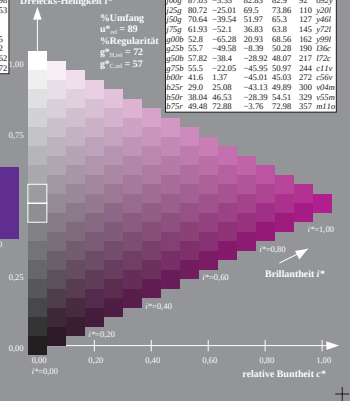

ORS19_96a; adaptierte CIELAB-Daten

	$L^*=L^*_a$	a^*_a	b^*_a	$C^*_{ab,a}$	$h^*_{ab,a}$	u^*_d
r00j	48.88	66.47	31.67	73.63	25	m84e
r25j	55.85	52.39	47.48	70.7	42	o17y
r50j	65.45	35.22	58.37	68.17	59	o42y
r75j	75.19	17.82	69.41	71.66	76	o67y
y00g	87.03	−3.35	82.83	82.9	92	o92y
y25g	80.72	−25.01	69.5	73.86	110	y20l
y50g	70.64	−39.54	51.97	65.3	127	y46l
y75g	61.93	−52.1	36.83	63.8	145	y72l
g00b	52.8	−65.28	20.93	68.56	162	y99l
g25b	55.7	−49.58	−8.39	50.28	190	l36c
g50b	57.82	−38.4	−28.92	48.07	217	l72c
g75b	55.5	−22.05	−45.95	50.97	244	c11v
b00r	41.6	1.37	−45.01	45.03	272	c56v
b25r	29.0	25.08	−43.13	49.89	300	v04m
b50r	38.04	46.53	−28.39	54.51	329	v55m
b75r	49.48	72.88	−3.76	72.98	357	m11o



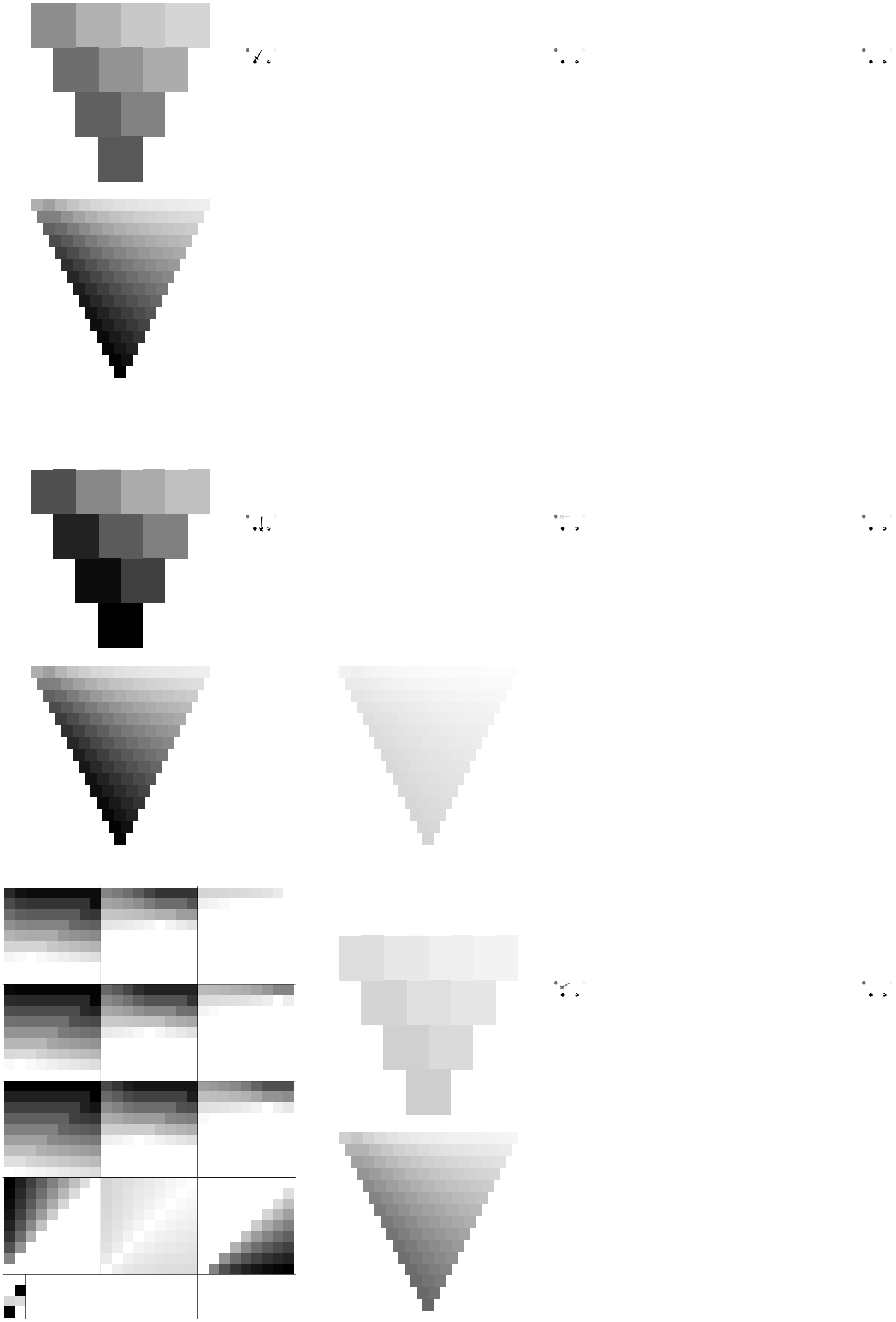

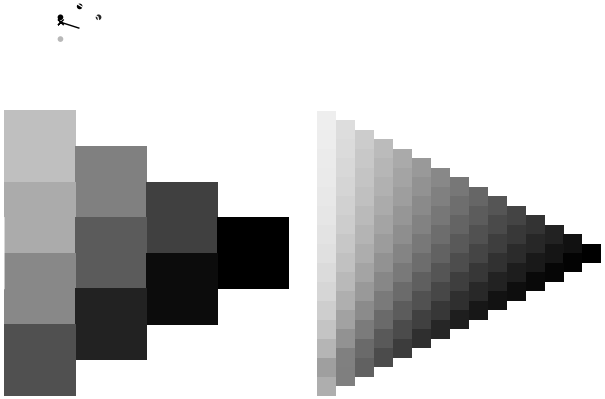









Ein und Ausgabe: Farbmetrisches Drucker-Reflektiv-System ORS19_96, L*=19_96 für relativen CIELAB-Buntton $h^* = lab^*h^* = h_{ab}/360 = 0.451$ $u^*_\epsilon = g00b$

Daten für jede Farbe:
*lab*tch** und *lab*icu**
Bunttontexte:
$u^*_\epsilon = g00b$ $u^*_d = y99l$
Kontrastreduzierungsfaktor:
$c_R = 1.0$
Dreiecks-Helligkeit t^*

Daten für Maximalfarbe (Ma):
$LAB^*LAB^*_{Ma}$: 53 −65 21
$LAB^*LCH^*_{Ma}$: 53 69 162
$lab^*rgb^*_{Ma}$: 0.0 1.0 0.0
$lab^*olv^*_{Ma}$: 0.0 1.0 0.0
Dreiecks-Helligkeit t^*

ORS19_96a; adaptierte CIELAB-Daten

u^*_ϵ	$L^*=L^*_t$	a^*_t	b^*_t	$C^*_{ab,t}$	$h^*_{ab,t}$
O_{Ma}	48.75	65.07	39.43	76.08	31
Y_{Ma}	90.92	−10.29	87.24	87.85	97
L^*_{Ma}	52.69	−65.44	20.75	68.65	162
C^*_{Ma}	59.61	−28.98	−46.22	54.56	238
V_{Ma}	28.39	23.63	−44.13	50.06	298
M_{Ma}	49.58	73.93	−9.56	74.55	353
N_{Ma}	18.89	0.0	0.0	0.0	0
W_{Ma}	96.9	0.0	0.0	0.0	0
R^*_{CIE}	39.92	58.74	27.99	65.07	25
I^*_{CIE}	81.26	−2.89	71.56	71.62	92
C^*_{CIE}	52.23	−42.42	13.6	44.55	162
B^*_{CIE}	30.57	1.41	−46.47	46.49	272

ORS19_96a; adaptierte CIELAB-Daten

u^*_ϵ	$L^*=L^*_t$	a^*_t	b^*_t	$C^*_{ab,t}$	$h^*_{ab,t}$	u^*_d
r00/	48.88	66.47	31.67	73.63	25	m84e
r25/	55.85	52.39	47.48	70.7	42	o17y
r50/	65.45	35.22	58.37	68.17	59	o42y
r75/	75.19	17.82	69.41	71.66	76	o67y
y00/	87.03	−3.35	82.83	82.9	92	o92y
y25/	80.72	−25.01	69.5	73.86	110	y20l
y50/	70.64	−39.54	51.97	65.3	127	y46l
y75/	61.93	−52.1	36.83	63.8	145	y72l
g00/	52.8	−65.28	20.93	68.56	162	y99l
g25/	55.7	−49.58	−8.39	50.28	190	l36c
g50/	57.82	−38.4	−28.92	48.07	217	l72c
g75/	55.5	−22.05	−45.95	50.97	244	c11v
b00/	41.6	1.37	−45.01	45.03	272	c56v
b25/	29.0	25.08	−43.13	49.89	300	v04m
b50/	38.04	46.53	−28.39	54.51	329	v55m
b75/	49.48	72.88	−3.76	72.98	357	m11o

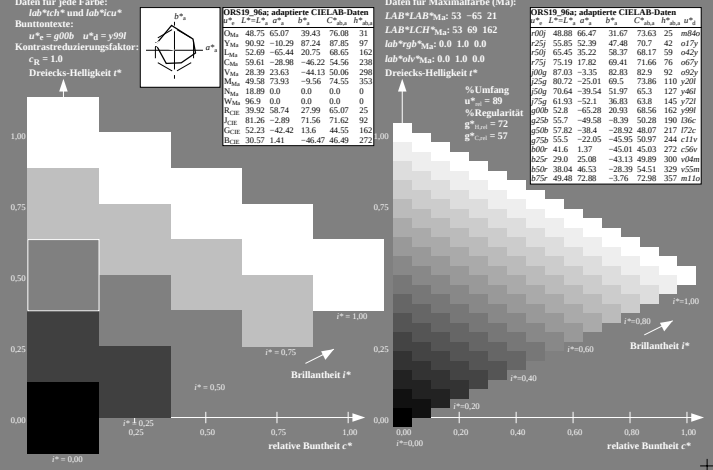

Ein und Ausgabe: Farbmetrisches Drucker-Reflektiv-System ORS19_96, L*=19_96 für relativen CIELAB-Buntton $h^* = lab^*h^* = h_{ab}/360 = 0.527$ $u^*_\epsilon = g25b$

Daten für jede Farbe:
*lab*tch** und *lab*icu**
Bunttontexte:
$u^*_\epsilon = g25b$ $u^*_d = l36c$
Kontrastreduzierungsfaktor:
$c_R = 1.0$
Dreiecks-Helligkeit t^*

Daten für Maximalfarbe (Ma):
$LAB^*LAB^*_{Ma}$: 56 −50 −8
$LAB^*LCH^*_{Ma}$: 56 50 189
$lab^*rgb^*_{Ma}$: 0.0 1.0 0.5
$lab^*olv^*_{Ma}$: 0.0 1.0 0.36
Dreiecks-Helligkeit t^*

ORS19_96a; adaptierte CIELAB-Daten

u^*_ϵ	$L^*=L^*_t$	a^*_t	b^*_t	$C^*_{ab,t}$	$h^*_{ab,t}$
O_{Ma}	48.75	65.07	39.43	76.08	31
Y_{Ma}	90.92	−10.29	87.24	87.85	97
L^*_{Ma}	52.69	−65.44	20.75	68.65	162
C^*_{Ma}	59.61	−28.98	−46.22	54.56	238
V_{Ma}	28.39	23.63	−44.13	50.06	298
M_{Ma}	49.58	73.93	−9.56	74.55	353
N_{Ma}	18.89	0.0	0.0	0.0	0
W_{Ma}	96.9	0.0	0.0	0.0	0
R^*_{CIE}	39.92	58.74	27.99	65.07	25
I^*_{CIE}	81.26	−2.89	71.56	71.62	92
C^*_{CIE}	52.23	−42.42	13.6	44.55	162
B^*_{CIE}	30.57	1.41	−46.47	46.49	272

ORS19_96a; adaptierte CIELAB-Daten

u^*_ϵ	$L^*=L^*_t$	a^*_t	b^*_t	$C^*_{ab,t}$	$h^*_{ab,t}$	u^*_d
r00/	48.88	66.47	31.67	73.63	25	m84e
r25/	55.85	52.39	47.48	70.7	42	o17y
r50/	65.45	35.22	58.37	68.17	59	o42y
r75/	75.19	17.82	69.41	71.66	76	o67y
y00/	87.03	−3.35	82.83	82.9	92	o92y
y25/	80.72	−25.01	69.5	73.86	110	y20l
y50/	70.64	−39.54	51.97	65.3	127	y46l
y75/	61.93	−52.1	36.83	63.8	145	y72l
g00/	52.8	−65.28	20.93	68.56	162	y99l
g25/	55.7	−49.58	−8.39	50.28	190	l36c
g50/	57.82	−38.4	−28.92	48.07	217	l72c
g75/	55.5	−22.05	−45.95	50.97	244	c11v
b00/	41.6	1.37	−45.01	45.03	272	c56v
b25/	29.0	25.08	−43.13	49.89	300	v04m
b50/	38.04	46.53	−28.39	54.51	329	v55m
b75/	49.48	72.88	−3.76	72.98	357	m11o

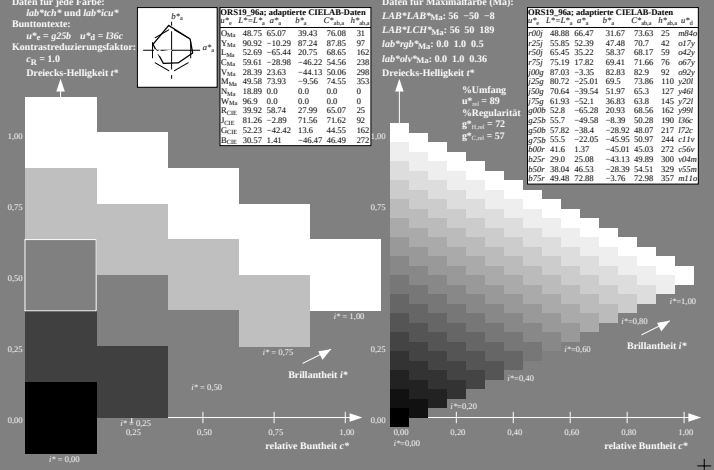

Ein und Ausgabe: Farbmetrisches Drucker-Reflektiv-System ORS19_96, L*=19_96 für relativen CIELAB-Buntton $h^* = lab^*h^* = h_{ab}/360 = 0.603$ $u^*_\epsilon = g50b$

Daten für jede Farbe:
*lab*tch** und *lab*icu**
Bunttontexte:
$u^*_\epsilon = g50b$ $u^*_d = l72c$
Kontrastreduzierungsfaktor:
$c_R = 1.0$
Dreiecks-Helligkeit t^*

Daten für Maximalfarbe (Ma):
$LAB^*LAB^*_{Ma}$: 58 −38 −29
$LAB^*LCH^*_{Ma}$: 58 48 216
$lab^*rgb^*_{Ma}$: 0.0 1.0 1.0
$lab^*olv^*_{Ma}$: 0.0 1.0 0.72
Dreiecks-Helligkeit t^*

ORS19_96a; adaptierte CIELAB-Daten

u^*_ϵ	$L^*=L^*_t$	a^*_t	b^*_t	$C^*_{ab,t}$	$h^*_{ab,t}$
O_{Ma}	48.75	65.07	39.43	76.08	31
Y_{Ma}	90.92	−10.29	87.24	87.85	97
L^*_{Ma}	52.69	−65.44	20.75	68.65	162
C^*_{Ma}	59.61	−28.98	−46.22	54.56	238
V_{Ma}	28.39	23.63	−44.13	50.06	298
M_{Ma}	49.58	73.93	−9.56	74.55	353
N_{Ma}	18.89	0.0	0.0	0.0	0
W_{Ma}	96.9	0.0	0.0	0.0	0
R^*_{CIE}	39.92	58.74	27.99	65.07	25
I^*_{CIE}	81.26	−2.89	71.56	71.62	92
C^*_{CIE}	52.23	−42.42	13.6	44.55	162
B^*_{CIE}	30.57	1.41	−46.47	46.49	272

ORS19_96a; adaptierte CIELAB-Daten

u^*_ϵ	$L^*=L^*_t$	a^*_t	b^*_t	$C^*_{ab,t}$	$h^*_{ab,t}$	u^*_d
r00/	48.88	66.47	31.67	73.63	25	m84e
r25/	55.85	52.39	47.48	70.7	42	o17y
r50/	65.45	35.22	58.37	68.17	59	o42y
r75/	75.19	17.82	69.41	71.66	76	o67y
y00/	87.03	−3.35	82.83	82.9	92	o92y
y25/	80.72	−25.01	69.5	73.86	110	y20l
y50/	70.64	−39.54	51.97	65.3	127	y46l
y75/	61.93	−52.1	36.83	63.8	145	y72l
g00/	52.8	−65.28	20.93	68.56	162	y99l
g25/	55.7	−49.58	−8.39	50.28	190	l36c
g50/	57.82	−38.4	−28.92	48.07	217	l72c
g75/	55.5	−22.05	−45.95	50.97	244	c11v
b00/	41.6	1.37	−45.01	45.03	272	c56v
b25/	29.0	25.08	−43.13	49.89	300	v04m
b50/	38.04	46.53	−28.39	54.51	329	v55m
b75/	49.48	72.88	−3.76	72.98	357	m11o

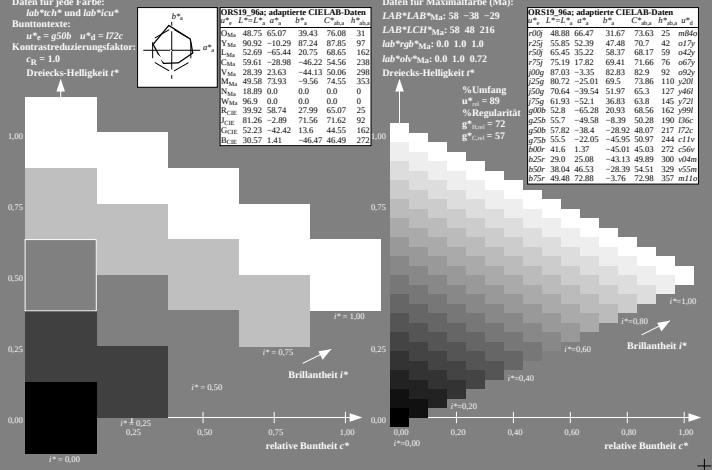

Ein und Ausgabe: Farbmetrisches Drucker-Reflektiv-System ORS19_96, L*=19_96 für relativen CIELAB-Buntton $h^* = lab^*h^* = h_{ab}/360 = 0.679$ $u^*_\epsilon = g75b$

Daten für jede Farbe:
*lab*tch** und *lab*icu**
Bunttontexte:
$u^*_\epsilon = g75b$ $u^*_d = c11v$
Kontrastreduzierungsfaktor:
$c_R = 1.0$
Dreiecks-Helligkeit t^*

Daten für Maximalfarbe (Ma):
$LAB^*LAB^*_{Ma}$: 55 −22 −46
$LAB^*LCH^*_{Ma}$: 55 51 244
$lab^*rgb^*_{Ma}$: 0.0 0.5 1.0
Dreiecks-Helligkeit t^*

ORS19_96a; adaptierte CIELAB-Daten

u^*_ϵ	$L^*=L^*_t$	a^*_t	b^*_t	$C^*_{ab,t}$	$h^*_{ab,t}$
O_{Ma}	48.75	65.07	39.43	76.08	31
Y_{Ma}	90.92	−10.29	87.24	87.85	97
L^*_{Ma}	52.69	−65.44	20.75	68.65	162
C^*_{Ma}	59.61	−28.98	−46.22	54.56	238
V_{Ma}	28.39	23.63	−44.13	50.06	298
M_{Ma}	49.58	73.93	−9.56	74.55	353
N_{Ma}	18.89	0.0	0.0	0.0	0
W_{Ma}	96.9	0.0	0.0	0.0	0
R^*_{CIE}	39.92	58.74	27.99	65.07	25
I^*_{CIE}	81.26	−2.89	71.56	71.62	92
C^*_{CIE}	52.23	−42.42	13.6	44.55	162
B^*_{CIE}	30.57	1.41	−46.47	46.49	272

ORS19_96a; adaptierte CIELAB-Daten

u^*_ϵ	$L^*=L^*_t$	a^*_t	b^*_t	$C^*_{ab,t}$	$h^*_{ab,t}$	u^*_d
r00/	48.88	66.47	31.67	73.63	25	m84e
r25/	55.85	52.39	47.48	70.7	42	o17y
r50/	65.45	35.22	58.37	68.17	59	o42y
r75/	75.19	17.82	69.41	71.66	76	o67y
y00/	87.03	−3.35	82.83	82.9	92	o92y
y25/	80.72	−25.01	69.5	73.86	110	y20l
y50/	70.64	−39.54	51.97	65.3	127	y46l
y75/	61.93	−52.1	36.83	63.8	145	y72l
g00/	52.8	−65.28	20.93	68.56	162	y99l
g25/	55.7	−49.58	−8.39	50.28	190	l36c
g50/	57.82	−38.4	−28.92	48.07	217	l72c
g75/	55.5	−22.05	−45.95	50.97	244	c11v
b00/	41.6	1.37	−45.01	45.03	272	c56v
b25/	29.0	25.08	−43.13	49.89	300	v04m
b50/	38.04	46.53	−28.39	54.51	329	v55m
b75/	49.48	72.88	−3.76	72.98	357	m11o

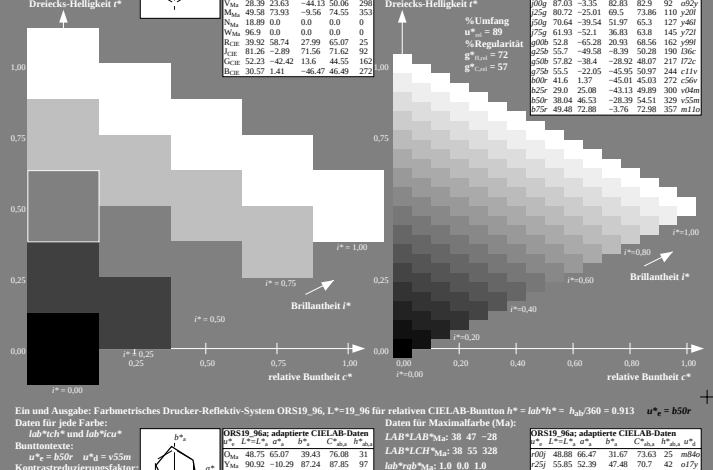

Ein und Ausgabe: Farbmetrisches Drucker-Reflektiv-System ORS19_96, L*=19_96 für relativen CIELAB-Buntton $h^* = lab^*h^* = h_{ab}/360 = 0.755$ $u^*_\epsilon = b00r$

Daten für jede Farbe:
*lab*tch** und *lab*icu**
Bunttontexte:
$u^*_\epsilon = b00r$ $u^*_d = c56v$
Kontrastreduzierungsfaktor:
$c_R = 1.0$
Dreiecks-Helligkeit t^*

Daten für Maximalfarbe (Ma):
$LAB^*LAB^*_{Ma}$: 42 1 −45
$LAB^*LCH^*_{Ma}$: 42 45 271
$lab^*rgb^*_{Ma}$: 0.0 0.0 1.0
$lab^*olv^*_{Ma}$: 0.0 0.44 1.0
Dreiecks-Helligkeit t^*

ORS19_96a; adaptierte CIELAB-Daten

u^*_ϵ	$L^*=L^*_t$	a^*_t	b^*_t	$C^*_{ab,t}$	$h^*_{ab,t}$
O_{Ma}	48.75	65.07	39.43	76.08	31
Y_{Ma}	90.92	−10.29	87.24	87.85	97
L^*_{Ma}	52.69	−65.44	20.75	68.65	162
C^*_{Ma}	59.61	−28.98	−46.22	54.56	238
V_{Ma}	28.39	23.63	−44.13	50.06	298
M_{Ma}	49.58	73.93	−9.56	74.55	353
N_{Ma}	18.89	0.0	0.0	0.0	0
W_{Ma}	96.9	0.0	0.0	0.0	0
R^*_{CIE}	39.92	58.74	27.99	65.07	25
I^*_{CIE}	81.26	−2.89	71.56	71.62	92
C^*_{CIE}	52.23	−42.42	13.6	44.55	162
B^*_{CIE}	30.57	1.41	−46.47	46.49	272

ORS19_96a; adaptierte CIELAB-Daten

u^*_ϵ	$L^*=L^*_t$	a^*_t	b^*_t	$C^*_{ab,t}$	$h^*_{ab,t}$	u^*_d
r00/	48.88	66.47	31.67	73.63	25	m84e
r25/	55.85	52.39	47.48	70.7	42	o17y
r50/	65.45	35.22	58.37	68.17	59	o42y
r75/	75.19	17.82	69.41	71.66	76	o67y
y00/	87.03	−3.35	82.83	82.9	92	o92y
y25/	80.72	−25.01	69.5	73.86	110	y20l
y50/	70.64	−39.54	51.97	65.3	127	y46l
y75/	61.93	−52.1	36.83	63.8	145	y72l
g00/	52.8	−65.28	20.93	68.56	162	y99l
g25/	55.7	−49.58	−8.39	50.28	190	l36c
g50/	57.82	−38.4	−28.92	48.07	217	l72c
g75/	55.5	−22.05	−45.95	50.97	244	c11v
b00/	41.6	1.37	−45.01	45.03	272	c56v
b25/	29.0	25.08	−43.13	49.89	300	v04m
b50/	38.04	46.53	−28.39	54.51	329	v55m
b75/	49.48	72.88	−3.76	72.98	357	m11o

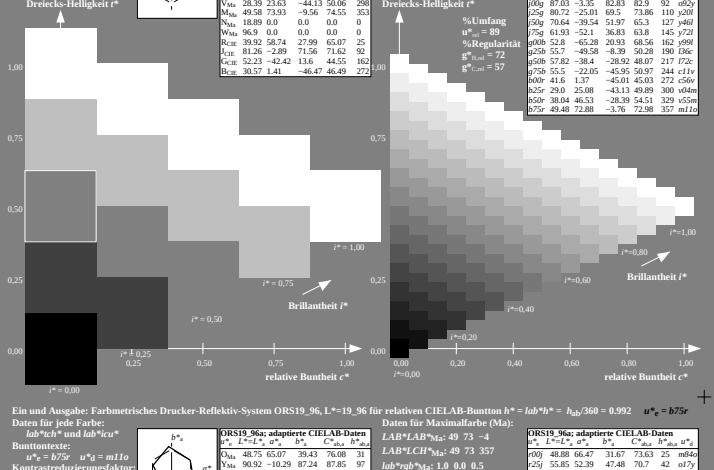

Ein und Ausgabe: Farbmetrisches Drucker-Reflektiv-System ORS19_96, L*=19_96 für relativen CIELAB-Buntton $h^* = lab^*h^* = h_{ab}/360 = 0.834$ $u^*_\epsilon = b25r$

Daten für jede Farbe:
*lab*tch** und *lab*icu**
Bunttontexte:
$u^*_\epsilon = b25r$ $u^*_d = v04m$
Kontrastreduzierungsfaktor:
$c_R = 1.0$
Dreiecks-Helligkeit t^*

Daten für Maximalfarbe (Ma):
$LAB^*LAB^*_{Ma}$: 29 25 −43
$LAB^*LCH^*_{Ma}$: 29 50 300
$lab^*rgb^*_{Ma}$: 0.5 0.0 1.0
$lab^*olv^*_{Ma}$: 0.04 0.0 1.0
Dreiecks-Helligkeit t^*

ORS19_96a; adaptierte CIELAB-Daten

u^*_ϵ	$L^*=L^*_t$	a^*_t	b^*_t	$C^*_{ab,t}$	$h^*_{ab,t}$
O_{Ma}	48.75	65.07	39.43	76.08	31
Y_{Ma}	90.92	−10.29	87.24	87.85	97
L^*_{Ma}	52.69	−65.44	20.75	68.65	162
C^*_{Ma}	59.61	−28.98	−46.22	54.56	238
V_{Ma}	28.39	23.63	−44.13	50.06	298
M_{Ma}	49.58	73.93	−9.56	74.55	353
N_{Ma}	18.89	0.0	0.0	0.0	0
W_{Ma}	96.9	0.0	0.0	0.0	0
R^*_{CIE}	39.92	58.74	27.99	65.07	25
I^*_{CIE}	81.26	−2.89	71.56	71.62	92
C^*_{CIE}	52.23	−42.42	13.6	44.55	162
B^*_{CIE}	30.57	1.41	−46.47	46.49	272

ORS19_96a; adaptierte CIELAB-Daten

u^*_ϵ	$L^*=L^*_t$	a^*_t	b^*_t	$C^*_{ab,t}$	$h^*_{ab,t}$	u^*_d
r00/	48.88	66.47	31.67	73.63	25	m84e
r25/	55.85	52.39	47.48	70.7	42	o17y
r50/	65.45	35.22	58.37	68.17	59	o42y
r75/	75.19	17.82	69.41	71.66	76	o67y
y00/	87.03	−3.35	82.83	82.9	92	o92y
y25/	80.72	−25.01	69.5	73.86	110	y20l
y50/	70.64	−39.54	51.97	65.3	127	y46l
y75/	61.93	−52.1	36.83	63.8	145	y72l
g00/	52.8	−65.28	20.93	68.56	162	y99l
g25/	55.7	−49.58	−8.39	50.28	190	l36c
g50/	57.82	−38.4	−28.92	48.07	217	l72c
g75/	55.5	−22.05	−45.95	50.97	244	c11v
b00/	41.6	1.37	−45.01	45.03	272	c56v
b25/	29.0	25.08	−43.13	49.89	300	v04m
b50/	38.04	46.53	−28.39	54.51	329	v55m
b75/	49.48	72.88	−3.76	72.98	357	m11o

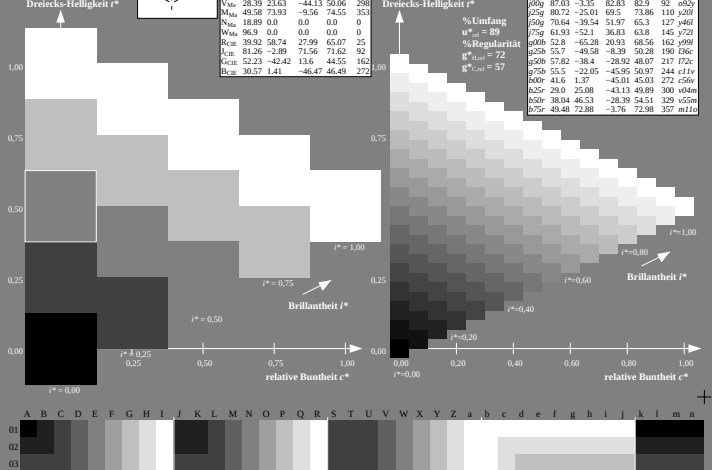

Ein und Ausgabe: Farbmetrisches Drucker-Reflektiv-System ORS19_96, L*=19_96 für relativen CIELAB-Buntton $h^* = lab^*h^* = h_{ab}/360 = 0.913$ $u^*_\epsilon = b50r$

Daten für jede Farbe:
*lab*tch** und *lab*icu**
Bunttontexte:
$u^*_\epsilon = b50r$ $u^*_d = v55m$
Kontrastreduzierungsfaktor:
$c_R = 1.0$
Dreiecks-Helligkeit t^*

Daten für Maximalfarbe (Ma):
$LAB^*LAB^*_{Ma}$: 38 47 −28
$LAB^*LCH^*_{Ma}$: 38 55 328
$lab^*rgb^*_{Ma}$: 1.0 0.0 1.0
$lab^*olv^*_{Ma}$: 0.56 0.0 1.0
Dreiecks-Helligkeit t^*

ORS19_96a; adaptierte CIELAB-Daten

u^*_ϵ	$L^*=L^*_t$	a^*_t	b^*_t	$C^*_{ab,t}$	$h^*_{ab,t}$
O_{Ma}	48.75	65.07	39.43	76.08	31
Y_{Ma}	90.92	−10.29	87.24	87.85	97
L^*_{Ma}	52.69	−65.44	20.75	68.65	162
C^*_{Ma}	59.61	−28.98	−46.22	54.56	238
V_{Ma}	28.39	23.63	−44.13	50.06	298
M_{Ma}	49.58	73.93	−9.56	74.55	353
N_{Ma}	18.89	0.0	0.0	0.0	0
W_{Ma}	96.9	0.0	0.0	0.0	0
R^*_{CIE}	39.92	58.74	27.99	65.07	25
I^*_{CIE}	81.26	−2.89	71.56	71.62	92
C^*_{CIE}	52.23	−42.42	13.6	44.55	162
B^*_{CIE}	30.57	1.41	−46.47	46.49	272

ORS19_96a; adaptierte CIELAB-Daten

u^*_ϵ	$L^*=L^*_t$	a^*_t	b^*_t	$C^*_{ab,t}$	$h^*_{ab,t}$	u^*_d
r00/	48.88	66.47	31.67	73.63	25	m84e
r25/	55.85	52.39	47.48	70.7	42	o17y
r50/	65.45	35.22	58.37	68.17	59	o42y
r75/	75.19	17.82	69.41	71.66	76	o67y
y00/	87.03	−3.35	82.83	82.9	92	o92y
y25/	80.72	−25.01	69.5	73.86	110	y20l
y50/	70.64	−39.54	51.97	65.3	127	y46l
y75/	61.93	−52.1	36.83	63.8	145	y72l
g00/	52.8	−65.28	20.93	68.56	162	y99l
g25/	55.7	−49.58	−8.39	50.28	190	l36c
g50/	57.82	−38.4	−28.92	48.07	217	l72c
g75/	55.5	−22.05	−45.95	50.97	244	c11v
b00/	41.6	1.37	−45.01	45.03	272	c56v
b25/	29.0	25.08	−43.13	49.89	300	v04m
b50/	38.04	46.53	−28.39	54.51	329	v55m
b75/	49.48	72.88	−3.76	72.98	357	m11o

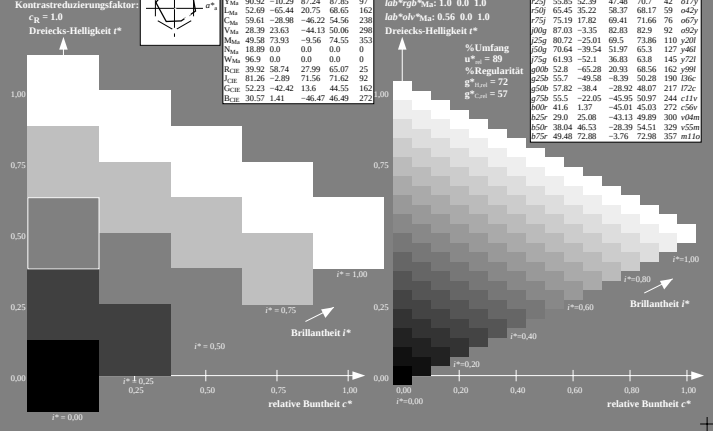

Ein und Ausgabe: Farbmetrisches Drucker-Reflektiv-System ORS19_96, L*=19_96 für relativen CIELAB-Buntton $h^* = lab^*h^* = h_{ab}/360 = 0.992$ $u^*_\epsilon = b75r$

Daten für jede Farbe:
*lab*tch** und *lab*icu**
Bunttontexte:
$u^*_\epsilon = b75r$ $u^*_d = m11o$
Kontrastreduzierungsfaktor:
$c_R = 1.0$
Dreiecks-Helligkeit t^*

Daten für Maximalfarbe (Ma):
$LAB^*LAB^*_{Ma}$: 49 73 −4
$LAB^*LCH^*_{Ma}$: 49 73 357
$lab^*rgb^*_{Ma}$: 1.0 0.0 0.5
$lab^*olv^*_{Ma}$: 1.0 0.0 0.89
Dreiecks-Helligkeit t^*

ORS19_96a; adaptierte CIELAB-Daten

u^*_ϵ	$L^*=L^*_t$	a^*_t	b^*_t	$C^*_{ab,t}$	$h^*_{ab,t}$
O_{Ma}	48.75	65.07	39.43	76.08	31
Y_{Ma}	90.92	−10.29	87.24	87.85	97
L^*_{Ma}	52.69	−65.44	20.75	68.65	162
C^*_{Ma}	59.61	−28.98	−46.22	54.56	238
V_{Ma}	28.39	23.63	−44.13	50.06	298
M_{Ma}	49.58	73.93	−9.56	74.55	353
N_{Ma}	18.89	0.0	0.0	0.0	0
W_{Ma}	96.9	0.0	0.0	0.0	0
R^*_{CIE}	39.92	58.74	27.99	65.07	25
I^*_{CIE}	81.26	−2.89	71.56	71.62	92
C^*_{CIE}	52.23	−42.42	13.6	44.55	162
B^*_{CIE}	30.57	1.41	−46.47	46.49	272

ORS19_96a; adaptierte CIELAB-Daten
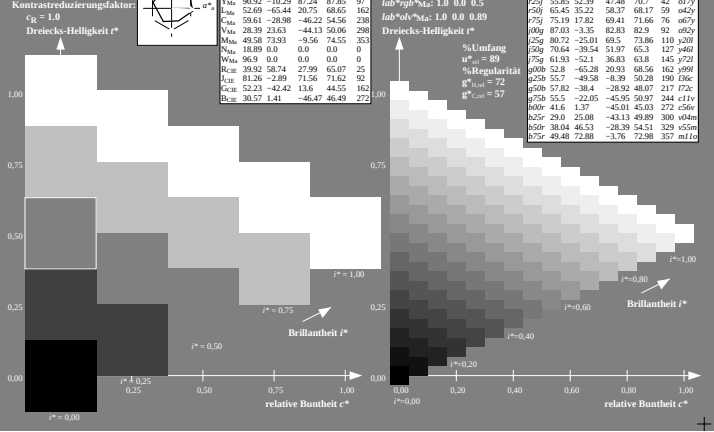
u^*_ϵ	$L^*=L^*_t$	a^*_t	b^*_t	$C^*_{ab,t}$	$h^*_{ab,t}$	u^*_d
r00/	48.88	66.47	31.67	73.63	25	m84e
r25/	55.85	52.39	47.48	70.7	42	o17y
r50/	65.45	35.22	58.37	68.17	59	o42y
r75/	75.19	17.82	69.41	71.66	76	o67y
y00/	87.03	−3.35	82.83	82.9	92	o92y
y25/	80.72	−25.01	69.5	73.86	110	y20l
y50/	70.64	−39.54	51.97	65.3	127	y46l
y75/	61.93	−52.1	36.83	63.8	145	y72l
g00/	52.8	−65.28	20.93	68.56	162	y99l
g25/	55.7	−49.58	−8.39	50.28	190	l36c
g50/	57.82	−38.4	−28.92	48.07	217	l72c
g75/	55.5	−22.05	−45.95	50.97	244	c11v
b00/	41.6	1.37	−45.01	45.03	272	c56v
b25/	29.0	25.08	−43.13	49.89	300	v04m
b50/	38.04	46.53	−28.39	54.51	329	v55m
b75/	49.48	72.88	−3.76	72.98	357	m11o