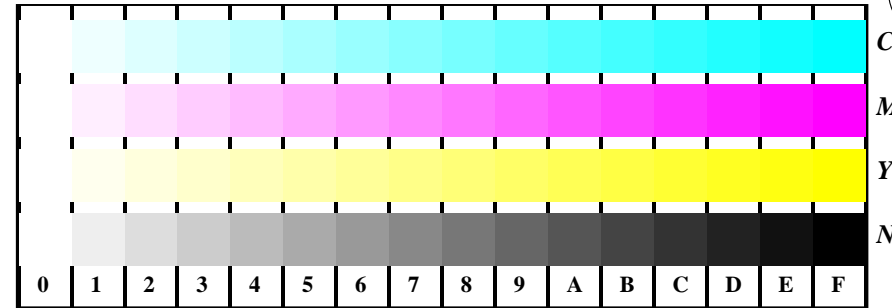
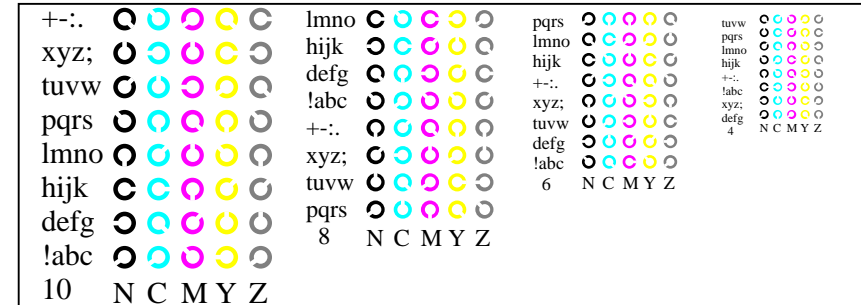


Siehe ähnliche Dateien: <http://www.ps.bam.de/Fg48/>; [www.ps.bam.de/Fe/HTM](http://www.ps.bam.de/Fe/HTM)  
 Technische Information: <http://www.ps.bam.de> Version 2.1, io=1,1, ColSpX=1

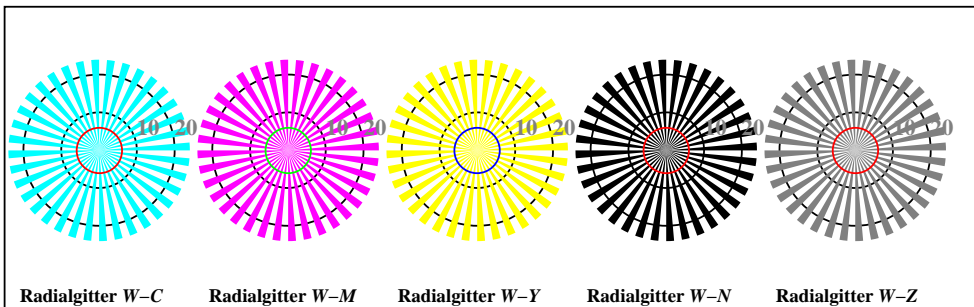
BAM-Registrierung: 20081001-Fg48/10L/L48g00NA.PS/.TXT BAM-Material: Code=rh4ta  
 Anwendung für Beurteilung und Messung von Drucker- oder MonitORSsystemen



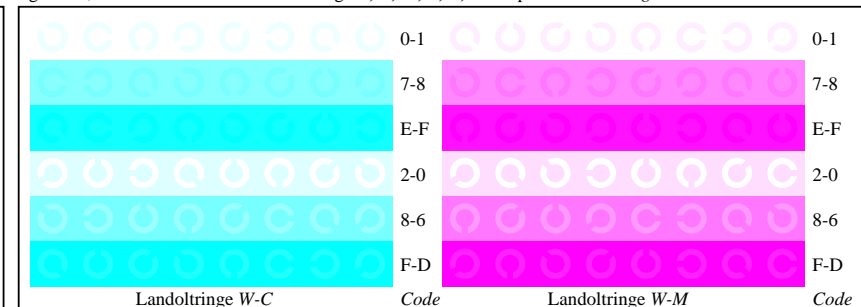
Fg481-1, Bild B4: 16 gleichabständige Stufen W-C, W-M, W-Y, W-N; PS-Operator olv\* setrgbcolor




Fg481-3, Bild B5: Schrift und Landoltringe N, C, M, Y, Z; PS-Operator olv\* setrgbcolor



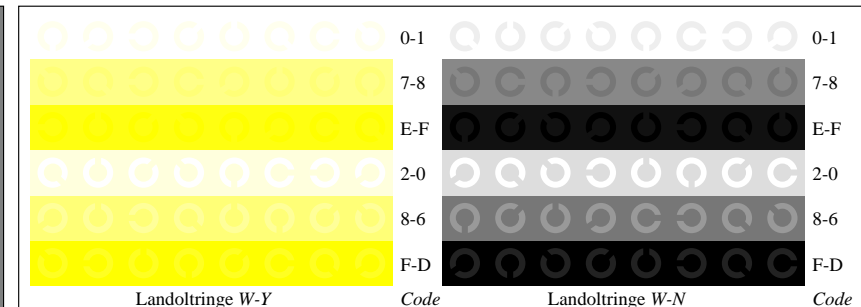
Fg481-5, Bild B2: Radialgitter W-C, W-M, W-Y, W-N, W-Z; PS-Operator olv\* setrgbcolor



Fg481-5, Bild B6: Landoltringe W-C, W-M; PS-Operator olv\* setrgbcolor



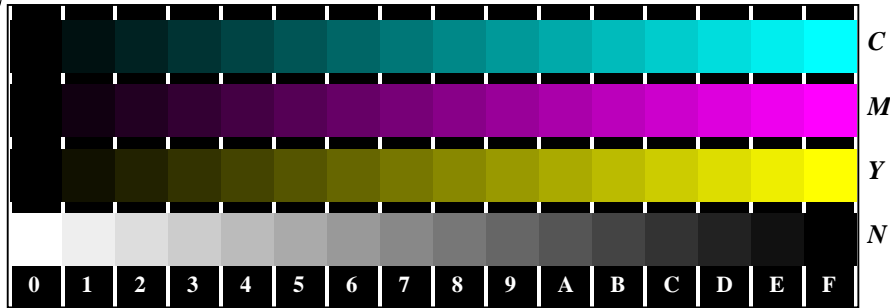
Fg480-7, Bild B3: 14 CIE-Prüffarben sowie 2 + 16 Graustufen; PS-Operator olv\* setrgbcolor



Fg481-7, Bild B7: Landoltringe W-Y, W-N; PS-Operator olv\* setrgbcolor

Fg48-1; Prüfelemente von ISO/IEC 15775, ISO/IEC TR 24705  
 Fig. B1 bis B7 ähnlich Prüfvorlage 2, olv\*-Interpretation

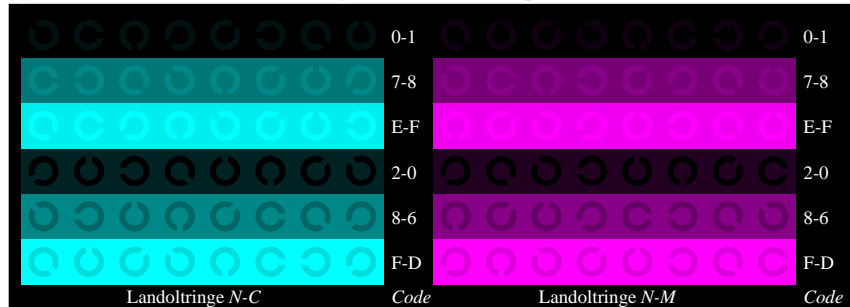
Eingabe: rgb->olv\* setrgbcolor  
 Ausgabe: keine Eingabeänderung



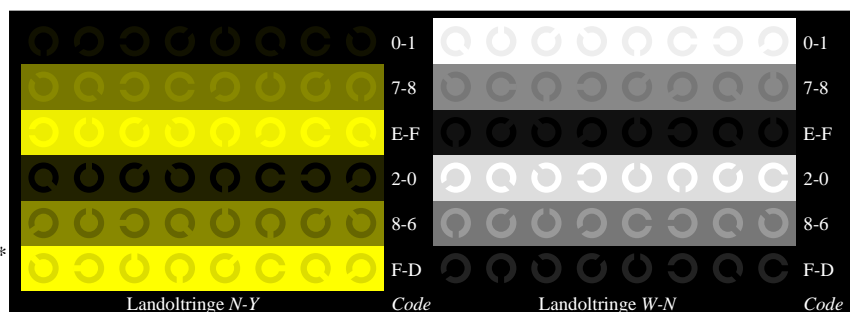
Fg480-1, Bild B4N: 16 gleichabständige Stufen N-C, N-M, N-Y, W-N; PS-Operator olv\* setrgbcolor



Fg480-3, Bild B5N: Schrift und Landoltringe W, C, M, Y, Z; PS-Operator olv\* setrgbcolor

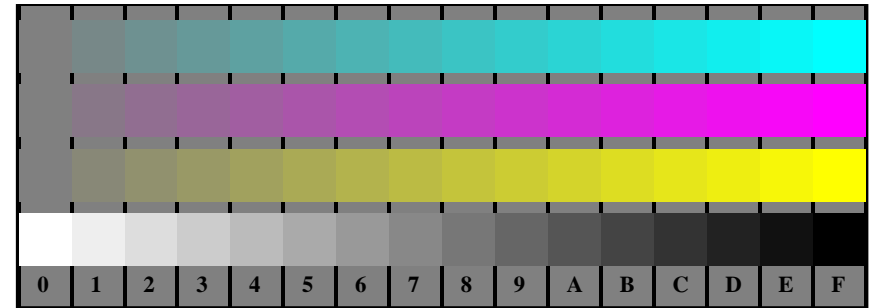


Fg480-5, Bild B6N: Landoltringe N-C, N-M; PS-Operator olv\* setrgbcolor

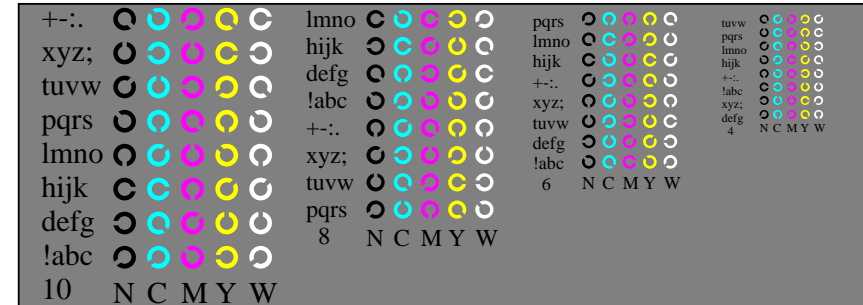


Fg480-7, Bild B7N: Landoltringe N-Y, W-N; PS-Operator olv\* setrgbcolor

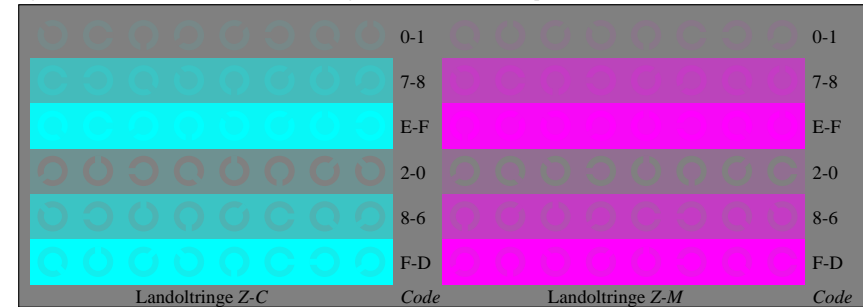
Fg48-2; Prüfelemente von ISO/IEC 15775, ISO/IEC TR 24705  
 Fig. B4 bis B7 ähnlich Prüfvorlage 2, olv\*-Interpretation



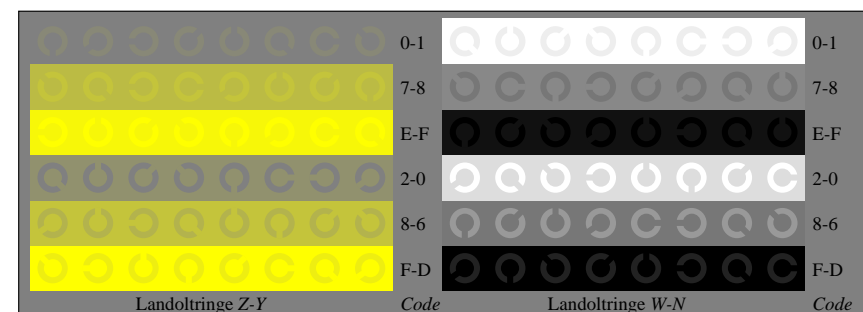
Fg481-1, Bild B4Z: 16 gleichabständige Stufen Z-C, Z-M, Z-Y, W-N; PS-Operator olv\* setrgbcolor



Fg481-3, Bild B5Z: Schrift und Landoltringe N, C, M, Y, W; PS-Operator olv\* setrgbcolor



Fg481-5, Bild B6Z: Landoltringe Z-C, Z-M; PS-Operator olv\* setrgbcolor



Fg481-7, Bild B7Z: Landoltringe Z-Y, W-N; PS-Operator olv\* setrgbcolor

Eingabe: rgb->olv\* setrgbcolor  
 Ausgabe: keine Eingabeänderung

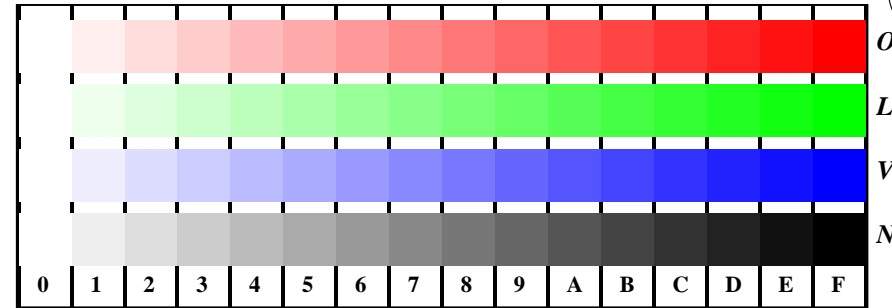
Siehe ähnliche Dateien: <http://www.ps.bam.de/Fg48/>; [www.ps.bam.de/Fe/HTML](http://www.ps.bam.de/Fe/HTML)  
 Technische Information: <http://www.ps.bam.de>  
 Version 2.1, io=1,1, ColSpX=1

BAM-Registrierung: 20081001-Fg48/10L/L48g00NA.PS/.TXT  
 Anwendung für Beurteilung und Messung von Drucker- oder Monitor-Systemen

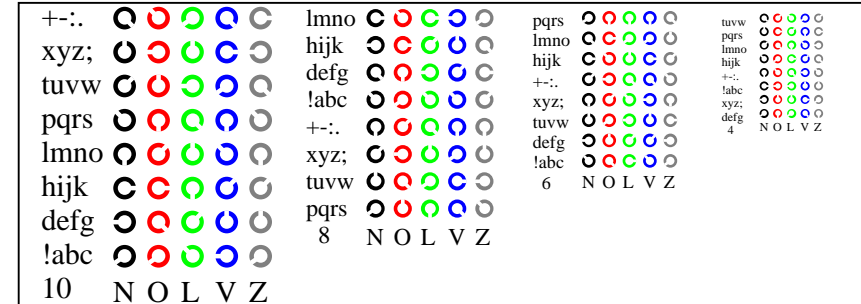
BAM-Material: Code=rh4ta

Siehe ähnliche Dateien: <http://www.ps.bam.de/Fg48/>; [www.ps.bam.de/Fe/HTM](http://www.ps.bam.de/Fe/HTM)  
 Technische Information: <http://www.ps.bam.de> Version 2.1, io=1,1, ColSpX=1

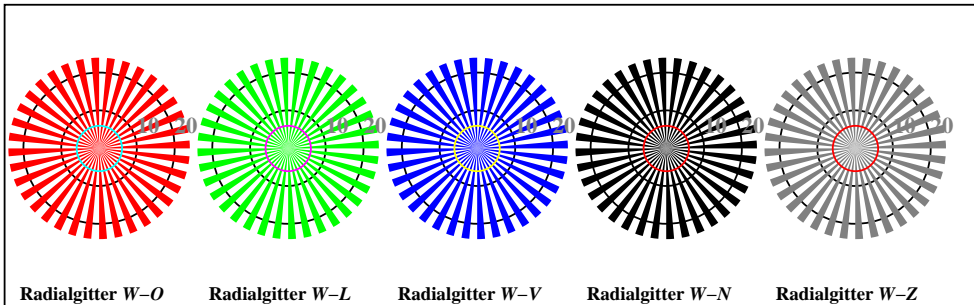
BAM-Registrierung: 20081001-Fg48/10L/L48g00NA.PS/.TXT BAM-Material: Code=rh4ta  
 Anwendung für Beurteilung und Messung von Drucker- oder MonitORSsystemen



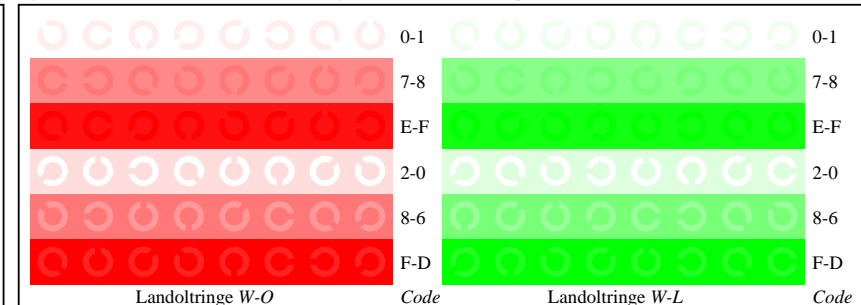
Fg481-1, Bild D4: 16 gleichabständige Stufen W-O, W-L, W-V, W-N; PS-Operator olv\* setrgbcolor




Fg481-3, Bild D5: Schrift und Landoltringe N, O, L, V, Z; PS-Operator olv\* setrgbcolor



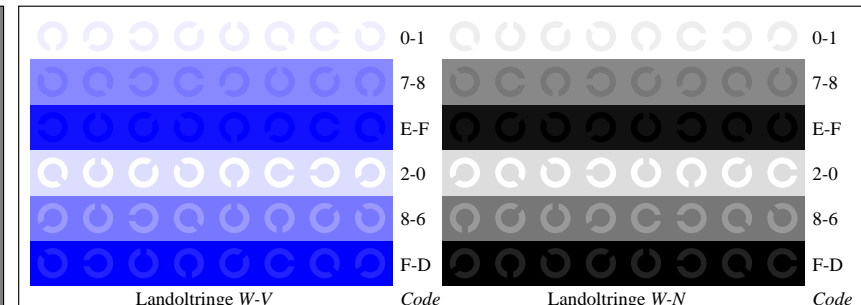
Fg481-5, Bild D2: Radialgitter W-O, W-L, W-V, W-N, W-Z; PS-Operator olv\* setrgbcolor



Fg481-5, Bild D6: Landoltringe W-O, W-L; PS-Operator olv\* setrgbcolor



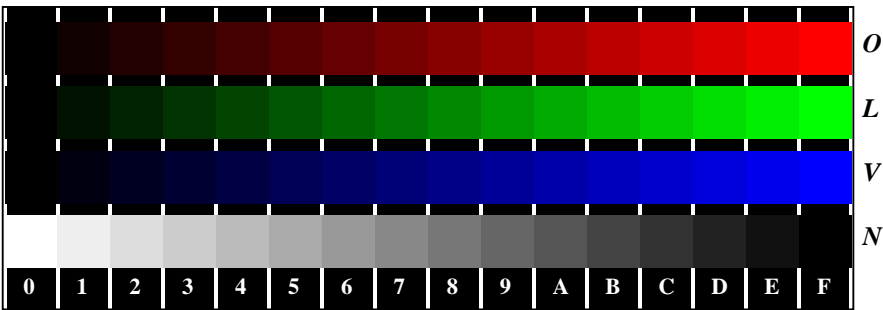
Fg480-7, Bild D3: 14 CIE-Prüffarben sowie 2 + 16 Graustufen; PS-Operator olv\* setrgbcolor



Fg481-7, Bild D7: Landoltringe W-V, W-N; PS-Operator olv\* setrgbcolor

Fg48-3; Prüfelemente von ISO/IEC 15775, ISO/IEC TR 24705  
 Fig. D1 bis D7 ähnlich Prüfvorlage 4, olv\*-Interpretation

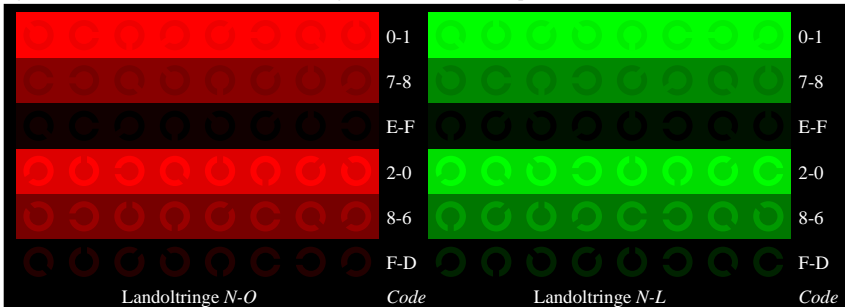
Eingabe: rgb->olv\* setrgbcolor  
 Ausgabe: keine Eingabeänderung




Fg480-1, Bild D4N: 16 gleichabständige Stufen N-O, N-L, N-V, W-N; PS-Operator olv\* setrgbcolor



Fg480-3, Bild D5N: Schrift und Landoltringe W, O, L, V, Z; PS-Operator olv\* setrgbcolor

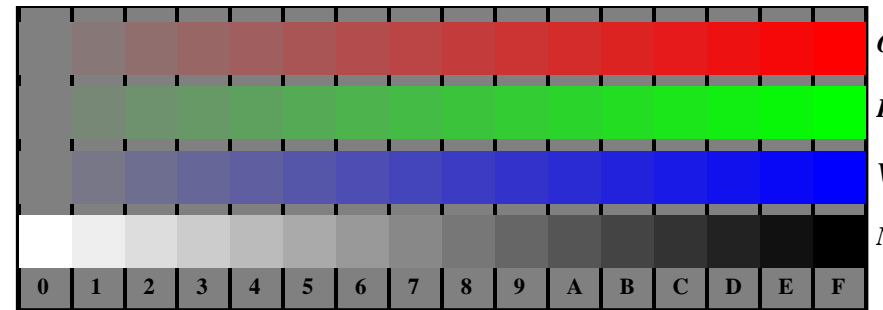


Fg480-5, Bild D6N: Landoltringe N-O, N-L; PS-Operator olv\* setrgbcolor



Fg480-7, Bild D7N: Landoltringe N-V, W-N; PS-Operator olv\* setrgbcolor


Fg48-4; Prüfelemente von ISO/IEC 15775, ISO/IEC TR 24705  
 Fig. D4 bis D7 ähnlich Prüfvorlage 4, olv\*-Interpretation



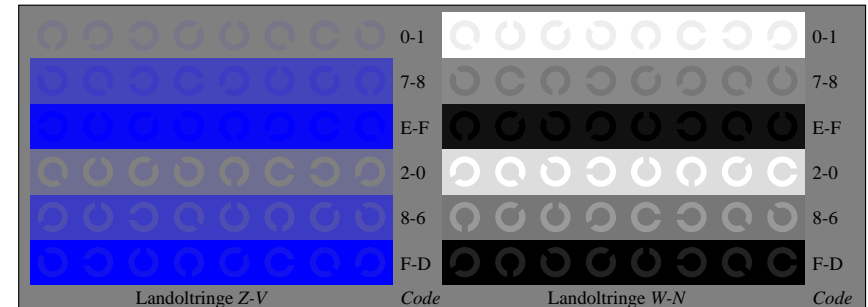
Fg481-1, Bild D4Z: 16 gleichabständige Stufen Z-O, Z-L, Z-V, W-N; PS-Operator olv\* setrgbcolor



Fg481-3, Bild D5Z: Schrift und Landoltringe N, O, L, V, W; PS-Operator olv\* setrgbcolor



Fg481-5, Bild D6Z: Landoltringe Z-O, Z-L; PS-Operator olv\* setrgbcolor



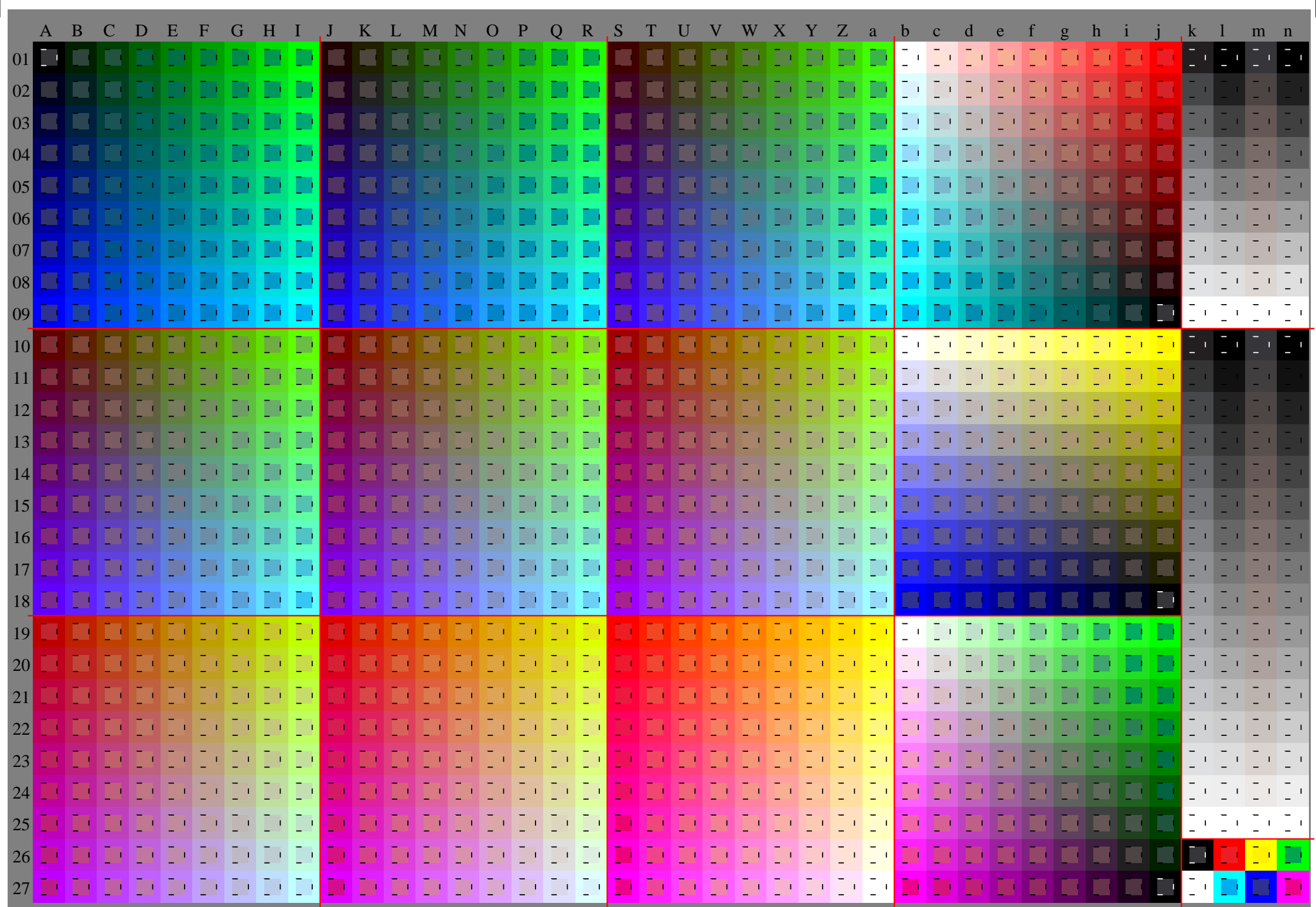
Fg481-7, Bild D7Z: Landoltringe Z-V, W-N; PS-Operator olv\* setrgbcolor

Eingabe: rgb->olv\* setrgbcolor  
 Ausgabe: keine Eingabeänderung

Siehe ähnliche Dateien: <http://www.ps.bam.de/Fg48/>; [www.ps.bam.de/Fe/HTML](http://www.ps.bam.de/Fe/HTML)  
 Technische Information: <http://www.ps.bam.de>  
 Version 2.1, io=1,1, ColSpX=1

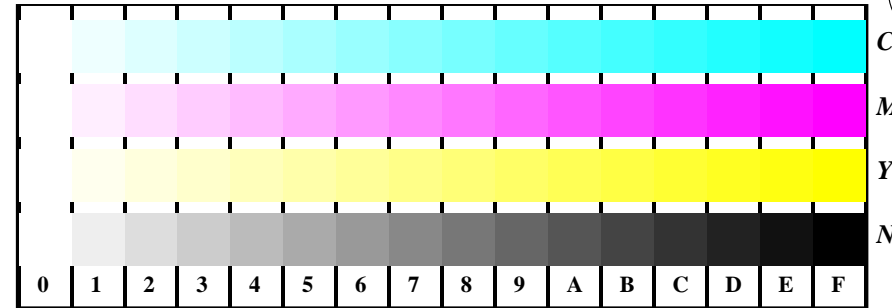
BAM-Registrierung: 20081001-Fg48/10L/L48g00NA.PS/.TXT BAM-Material: Code=rh4ta  
 Anwendung für Beurteilung und Messung von Drucker- oder Monitor-Systemen



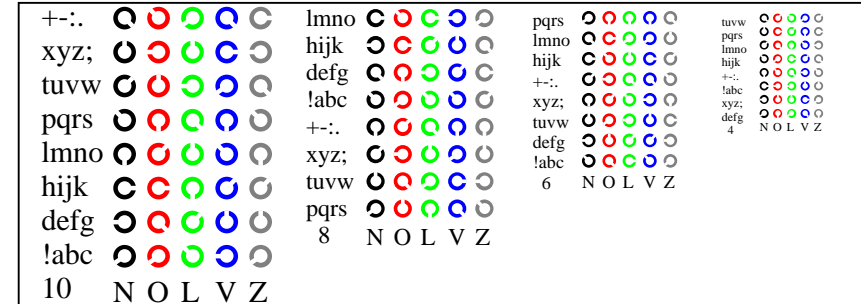


Siehe ähnliche Dateien: <http://www.ps.bam.de/Fg48/>; [www.ps.bam.de/Fe/HTM](http://www.ps.bam.de/Fe/HTM)  
 Technische Information: <http://www.ps.bam.de> Version 2.1, io=1,1, ColSpX=1

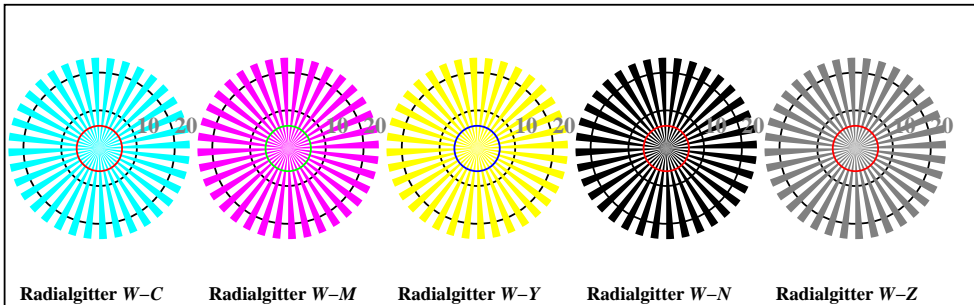
BAM-Registrierung: 20081001-Fg48/10L/L48g00NA.PS/.TXT BAM-Material: Code=rh4ta  
 Anwendung für Beurteilung und Messung von Drucker- oder Monitor-Systemen



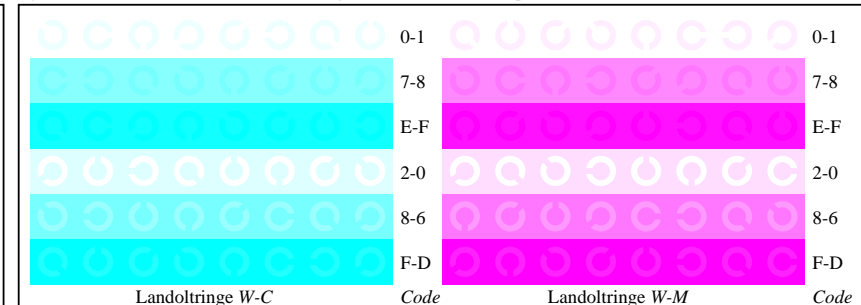
Fg481-1, Bild B4: 16 gleichabständige Stufen W-C, W-M, W-Y, W-N; PS-Operator olv\* setrgbcolor




Fg481-3, Bild D5: Schrift und Landoltringe N, O, L, V, Z; PS-Operator olv\* setrgbcolor



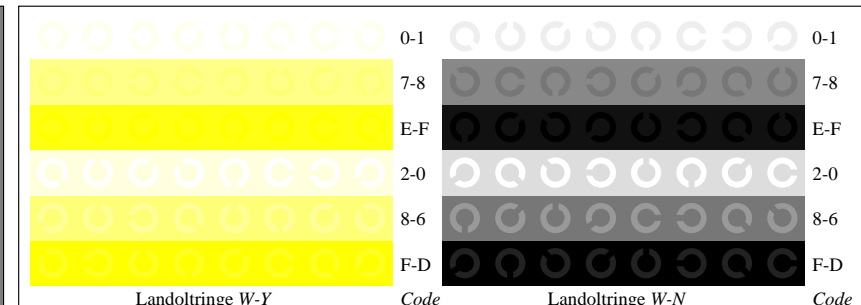
Fg481-5, Bild B2: Radialgitter W-C, W-M, W-Y, W-N, W-Z; PS-Operator olv\* setrgbcolor



Fg481-5, Bild B6: Landoltringe W-C, W-M; PS-Operator olv\* setrgbcolor



Fg480-7, Bild B3: 14 CIE-Prüffarben sowie 2 + 16 Graustufen; PS-Operator olv\* setrgbcolor

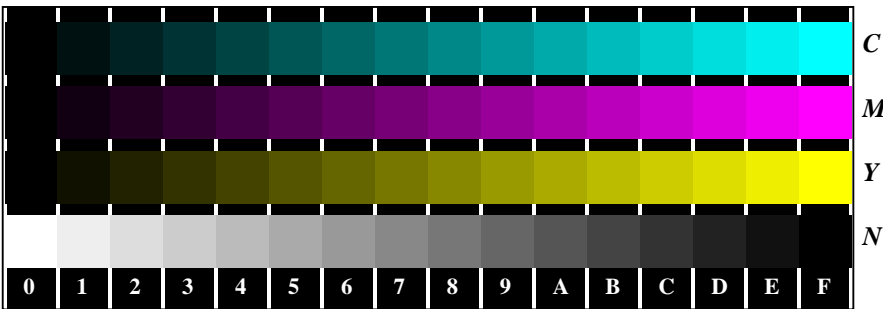


Fg481-7, Bild B7: Landoltringe W-Y, W-N; PS-Operator olv\* setrgbcolor

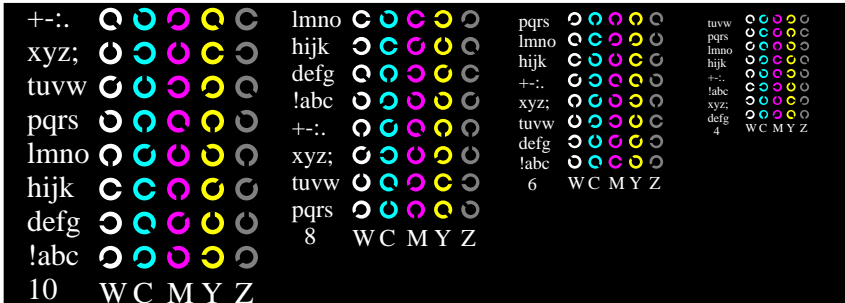
Fg48-6; Prüfelemente von ISO/IEC 15775, ISO/IEC TR 24705  
 Fig. B1 bis B7 ähnlich Prüfvorlage 2, olv\*-Interpretation

Eingabe: rgb->olv\* setrgbcolor  
 Ausgabe: keine Eingabeänderung

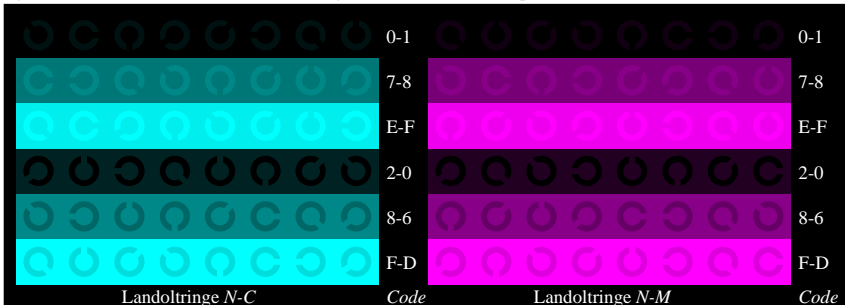
Siehe ähnliche Dateien: <http://www.ps.bam.de/Fg48/>; [www.ps.bam.de/Fe/HTML](http://www.ps.bam.de/Fe/HTML)  
 Technische Information: <http://www.ps.bam.de>  
 Version 2.1, io=1,1, ColSpX=1



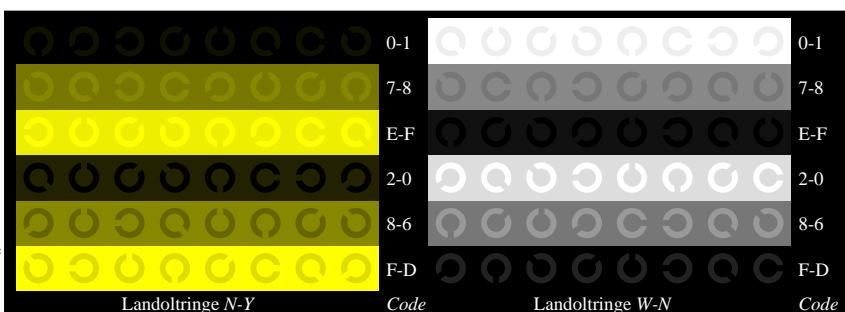
Fg480-1, Bild B4N: 16 gleichabständige Stufen N-C, N-M, N-Y, W-N; PS-Operator olv\* setrgbcolor



Fg480-3, Bild B5N: Schrift und Landoltringe W, C, M, Y, Z; PS-Operator olv\* setrgbcolor

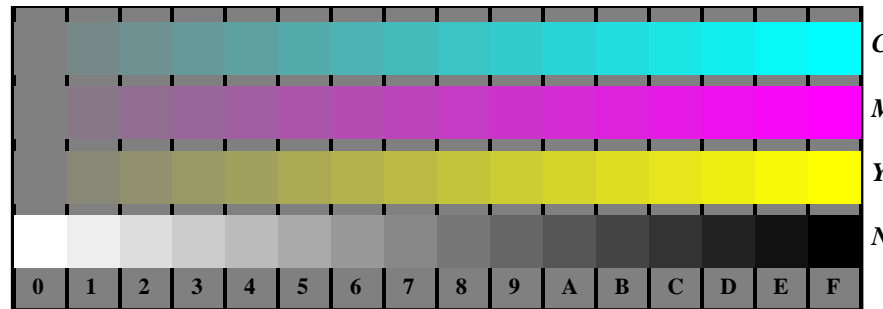


Fg480-5, Bild B6N: Landoltringe N-C, N-M; PS-Operator olv\* setrgbcolor

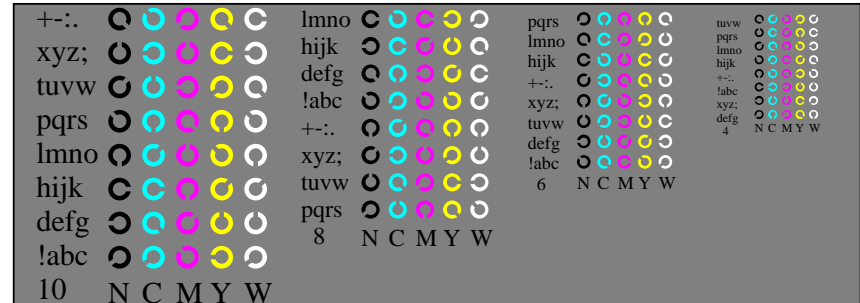


Fg480-7, Bild B7N: Landoltringe N-Y, W-N; PS-Operator olv\* setrgbcolor

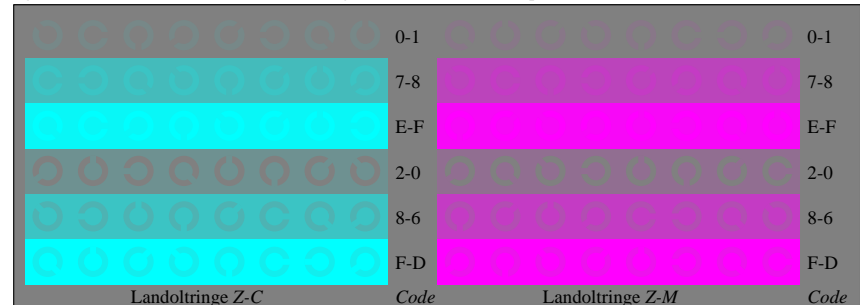
Fg48-7; Prüfelemente von ISO/IEC 15775, ISO/IEC TR 24705  
 Fig. B4 bis B7 ähnlich Prüfvorlage 2, olv\*-Interpretation



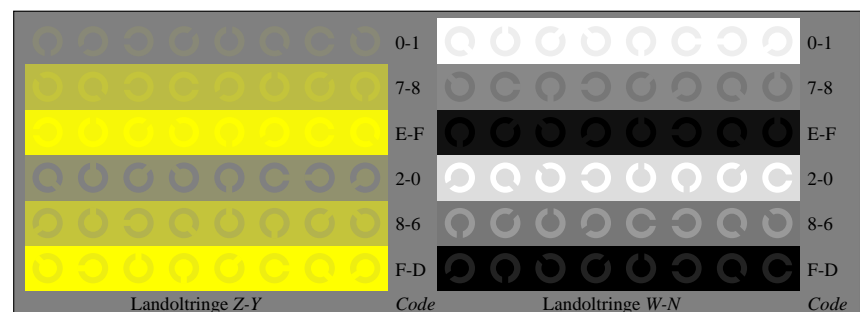
Fg481-1, Bild B4Z: 16 gleichabständige Stufen Z-C, Z-M, Z-Y, W-N; PS-Operator olv\* setrgbcolor



Fg481-3, Bild B5Z: Schrift und Landoltringe N, C, M, Y, W; PS-Operator olv\* setrgbcolor



Fg481-5, Bild B6Z: Landoltringe Z-C, Z-M; PS-Operator olv\* setrgbcolor



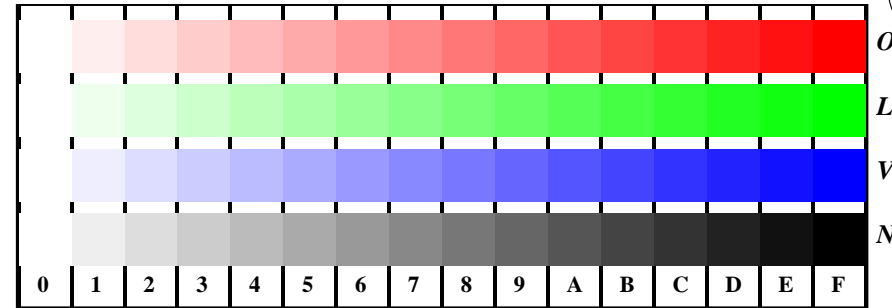
Fg481-7, Bild B7Z: Landoltringe Z-Y, W-N; PS-Operator olv\* setrgbcolor

Eingabe: rgb->olv\* setrgbcolor  
 Ausgabe: keine Eingabeänderung

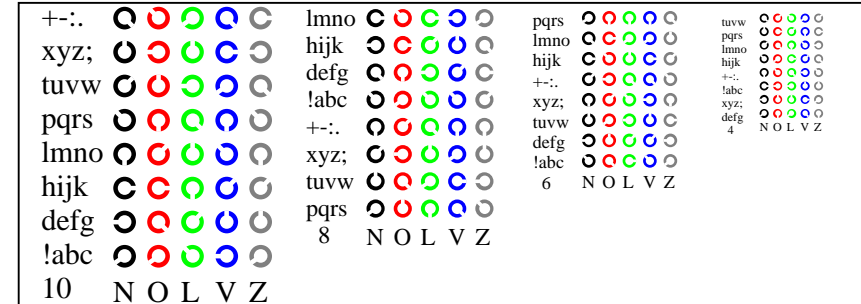
BAM-Registrierung: 20081001-Fg48/10L/L48g00NA.PS/.TXT  
 Anwendung für Beurteilung und Messung von Drucker- oder MonitorSystemen  
 BAM-Material: Code=rh4ta

Siehe ähnliche Dateien: <http://www.ps.bam.de/Fg48/>; [www.ps.bam.de/Fe-HTML](http://www.ps.bam.de/Fe-HTML)  
 Technische Information: <http://www.ps.bam.de> Version 2.1, io=1,1, ColSpX=1

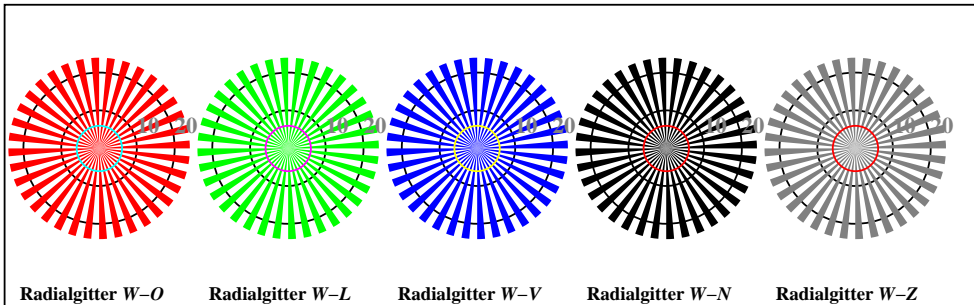
BAM-Registrierung: 20081001-Fg48/10L/L48g00NA.PS/.TXT BAM-Material: Code=rh4ta  
 Anwendung für Beurteilung und Messung von Drucker- oder Monitor-Systemen



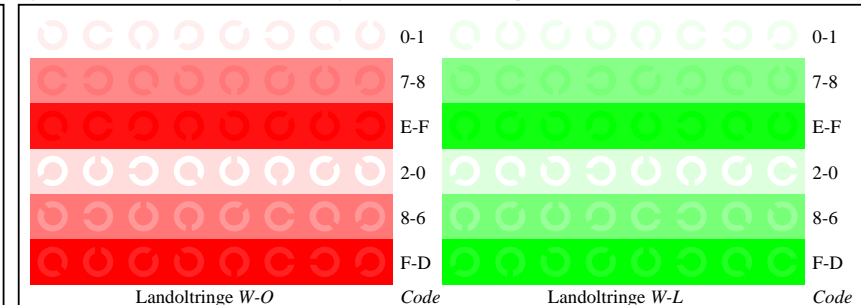
Fg481-1, Bild D4: 16 gleichabständige Stufen W-O, W-L, W-V, W-N; PS-Operator olv\* setrgbcolor




Fg481-3, Bild D5: Schrift und Landoltringe N, O, L, V, Z; PS-Operator olv\* setrgbcolor



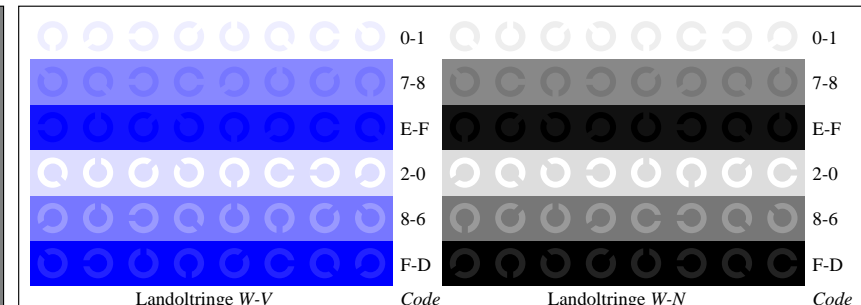
Fg481-5, Bild D2: Radialgitter W-O, W-L, W-V, W-N, W-Z; PS-Operator olv\* setrgbcolor



Fg481-5, Bild D6: Landoltringe W-O, W-L; PS-Operator olv\* setrgbcolor



Fg480-7, Bild D3: 14 CIE-Prüffarben sowie 2 + 16 Graustufen; PS-Operator olv\* setrgbcolor

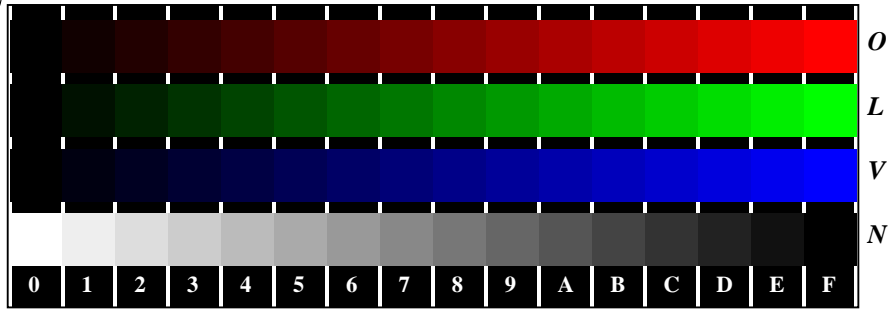


Fg481-7, Bild D7: Landoltringe W-V, W-N; PS-Operator olv\* setrgbcolor

Fg48-8; Prüfelemente von ISO/IEC 15775, ISO/IEC TR 24705  
 Fig. D1 bis D7 ähnlich Prüfvorlage 4, olv\*-Interpretation

Eingabe: rgb->olv\* setrgbcolor  
 Ausgabe: keine Eingabeänderung

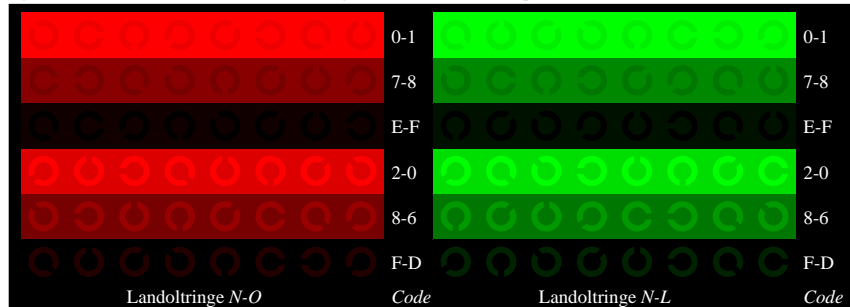
Siehe ähnliche Dateien: <http://www.ps.bam.de/Fg48/>; [www.ps.bam.de/Fe/HTML](http://www.ps.bam.de/Fe/HTML)  
 Technische Information: <http://www.ps.bam.de>  
 Version 2.1, io=1,1, ColSpX=1



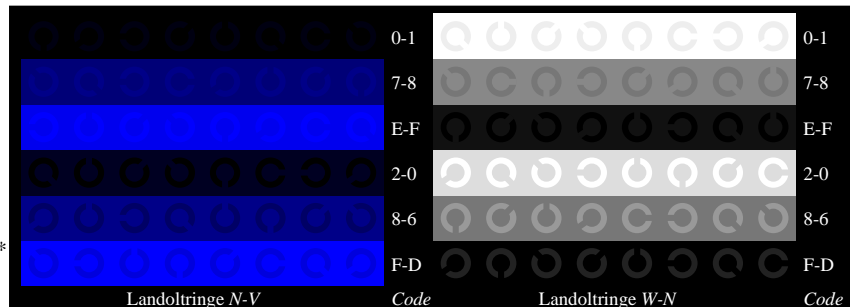
Fg480-1, Bild D4N: 16 gleichabständige Stufen N-O, N-L, N-V, W-N; PS-Operator olv\* setrgbcolor



Fg480-3, Bild D5N: Schrift und Landoltringe W, O, L, V, Z; PS-Operator olv\* setrgbcolor

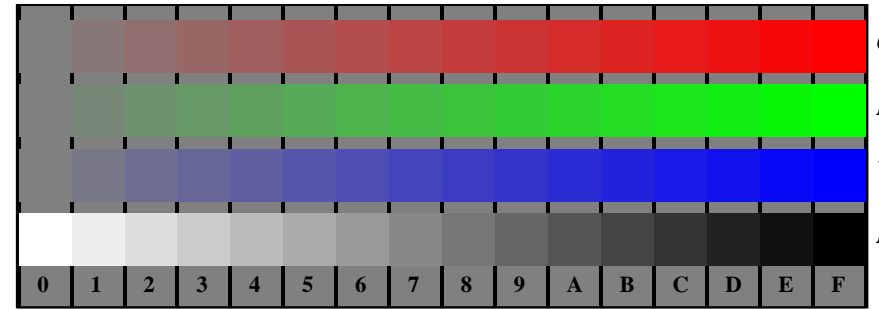


Fg480-5, Bild D6N: Landoltringe N-O, N-L; PS-Operator olv\* setrgbcolor

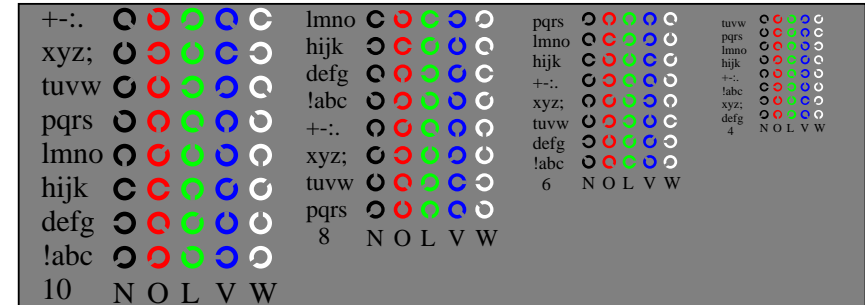


Fg480-7, Bild D7N: Landoltringe N-V, W-N; PS-Operator olv\* setrgbcolor


Fg48-9; Prüfelemente von ISO/IEC 15775, ISO/IEC TR 24705  
 Fig. D4 bis D7 ähnlich Prüfvorlage 4, olv\*-Interpretation



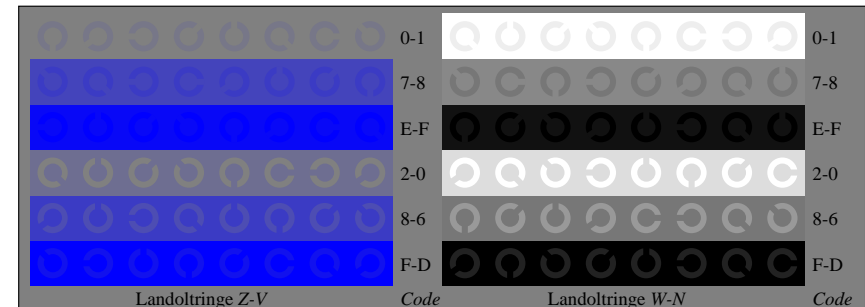
Fg481-1, Bild D4Z: 16 gleichabständige Stufen Z-O, Z-L, Z-V, W-N; PS-Operator olv\* setrgbcolor



Fg481-3, Bild D5Z: Schrift und Landoltringe N, O, L, V, W; PS-Operator olv\* setrgbcolor



Fg481-5, Bild D6Z: Landoltringe Z-O, Z-L; PS-Operator olv\* setrgbcolor



Fg481-7, Bild D7Z: Landoltringe Z-V, W-N; PS-Operator olv\* setrgbcolor

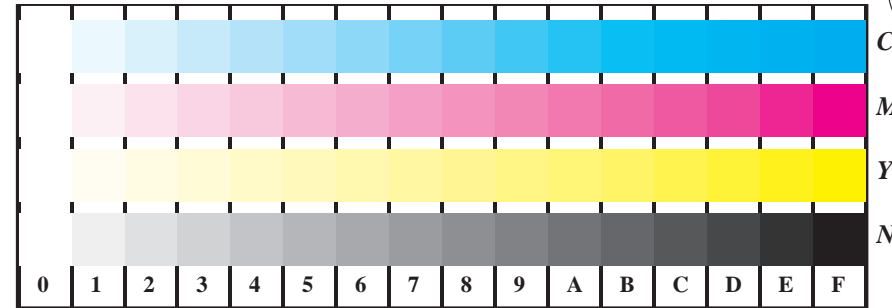
Eingabe: rgb->olv\* setrgbcolor  
 Ausgabe: keine Eingabeänderung

BAM-Registrierung: 20081001-Fg48/10L/L48g00NA.PS/.TXT  
 Anwendung für Beurteilung und Messung von Drucker- oder Monitor-Systemen  
 BAM-Material: Code=rh4ta

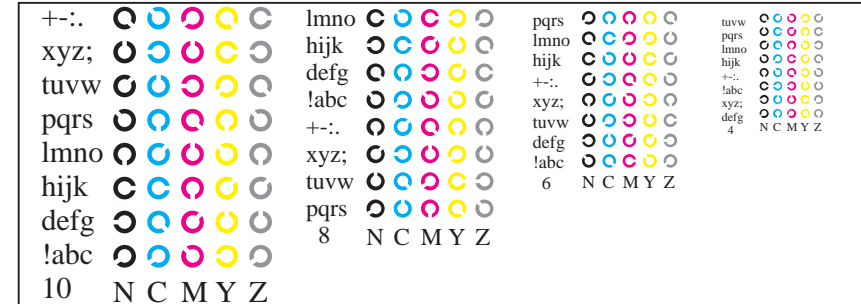


Siehe ähnliche Dateien: <http://www.ps.bam.de/Fg48/>; [www.ps.bam.de/Fe/HTM](http://www.ps.bam.de/Fe/HTM)  
 Technische Information: <http://www.ps.bam.de> Version 2.1, io=1,1, ColSpX=1

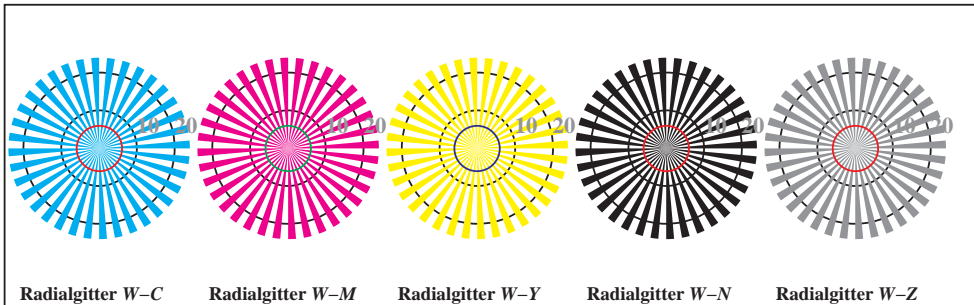
BAM-Registrierung: 20081001-Fg48/10L/L48g00NA.PS/.TXT BAM-Material: Code=rh4ta  
 Anwendung für Beurteilung und Messung von Drucker- oder MonitorSystemen



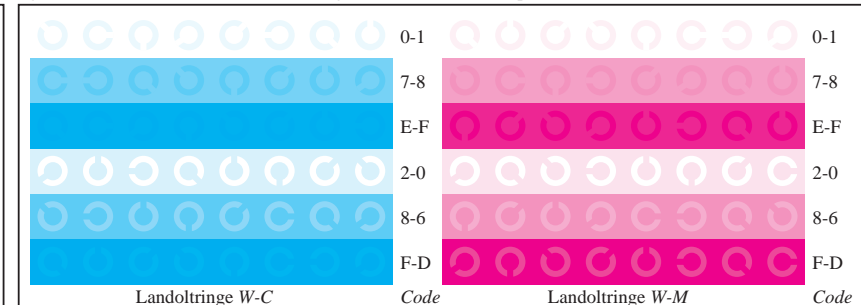
Fg481-1, Bild B4: 16 gleichabständige Stufen W-C, W-M, W-Y, W-N; PS-Operator olv\* setrgbcolor




Fg481-3, Bild B5: Schrift und Landoltringe N, C, M, Y, Z; PS-Operator olv\* setrgbcolor



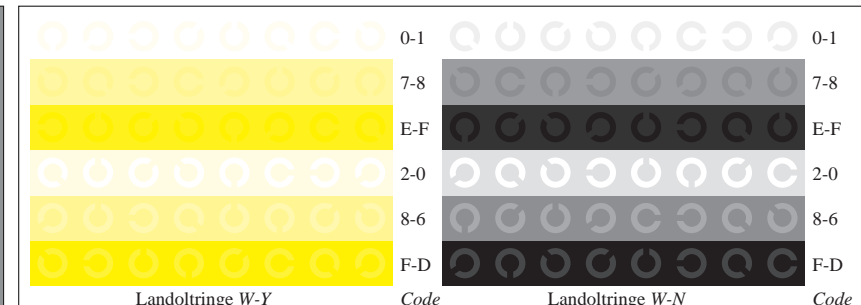
Fg481-5, Bild B2: Radialgitter W-C, W-M, W-Y, W-N, W-Z; PS-Operator olv\* setrgbcolor



Fg481-5, Bild B6: Landoltringe W-C, W-M; PS-Operator olv\* setrgbcolor



Fg480-7, Bild B3: 14 CIE-Prüffarben sowie 2 + 16 Graustufen; PS-Operator olv\* setrgbcolor



Fg481-7, Bild B7: Landoltringe W-Y, W-N; PS-Operator olv\* setrgbcolor

Fg48-1; Prüfelemente von ISO/IEC 15775, ISO/IEC TR 24705  
 Fig. B1 bis B7 ähnlich Prüfvorlage 2, olv\*-Interpretation

Eingabe: rgb->olv\* setrgbcolor  
 Ausgabe: olv\*->cmyn6\* setcmyk

Siehe ähnliche Dateien: <http://www.ps.bam.de/Fg48/>; [www.ps.bam.de/Fe/HTML](http://www.ps.bam.de/Fe/HTML)  
 Technische Information: <http://www.ps.bam.de>  
 Version 2.1, io=1,1, ColSpX=1



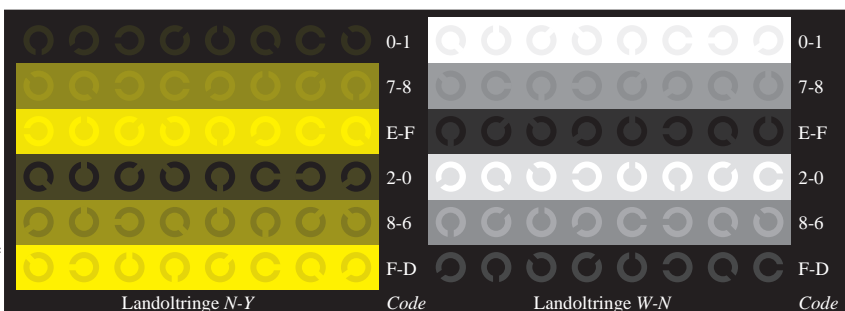
Fg480-1, Bild B4N: 16 gleichabständige Stufen N-C, N-M, N-Y, W-N; PS-Operator olv\* setrgbcolor



Fg480-3, Bild B5N: Schrift und Landoltringe W, C, M, Y, Z; PS-Operator olv\* setrgbcolor

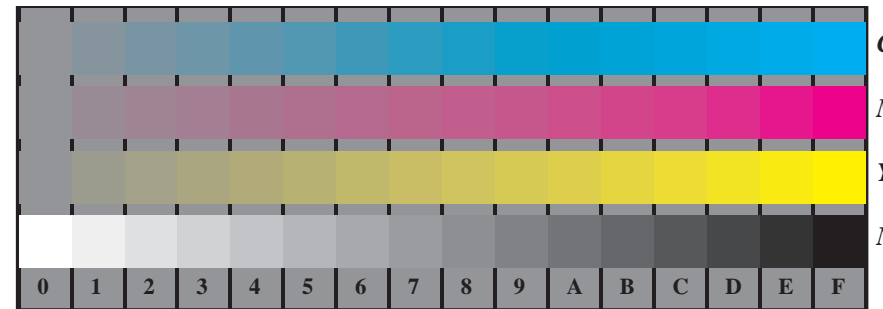


Fg480-5, Bild B6N: Landoltringe N-C, N-M; PS-Operator olv\* setrgbcolor



Fg480-7, Bild B7N: Landoltringe N-Y, W-N; PS-Operator olv\* setrgbcolor

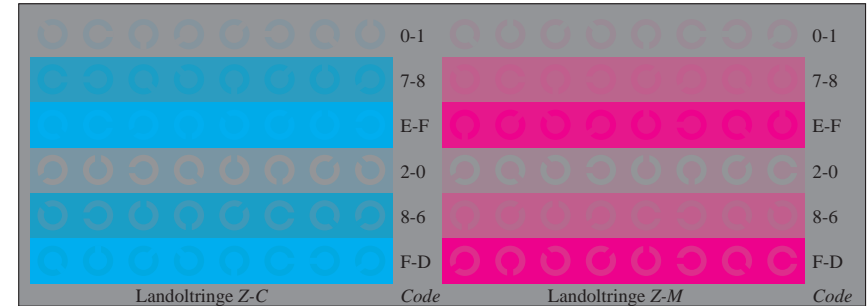
Fg48-2; Prüfelemente von ISO/IEC 15775, ISO/IEC TR 24705  
 Fig. B4 bis B7 ähnlich Prüfvorlage 2, olv\*-Interpretation



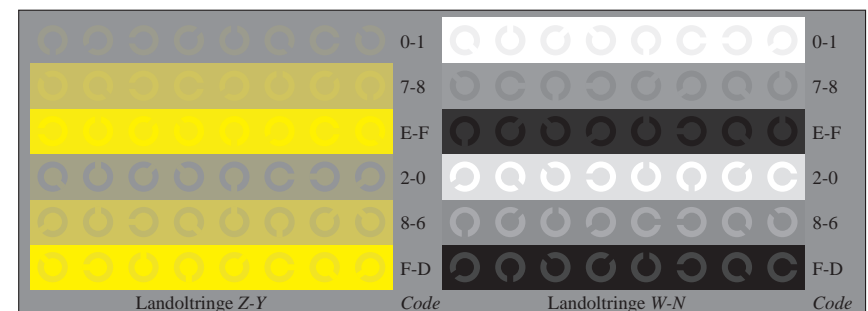
Fg481-1, Bild B4Z: 16 gleichabständige Stufen Z-C, Z-M, Z-Y, W-N; PS-Operator olv\* setrgbcolor



Fg481-3, Bild B5Z: Schrift und Landoltringe N, C, M, Y, W; PS-Operator olv\* setrgbcolor



Fg481-5, Bild B6Z: Landoltringe Z-C, Z-M; PS-Operator olv\* setrgbcolor



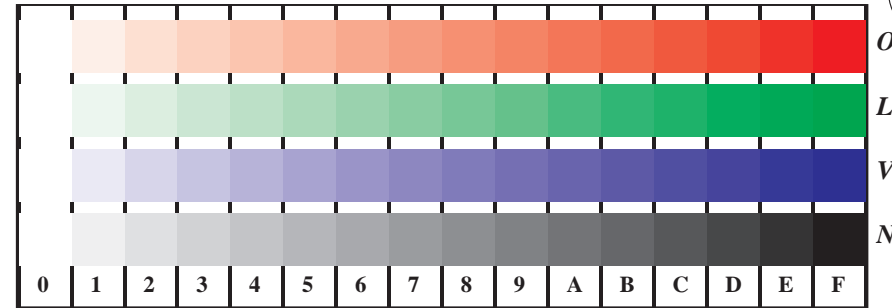
Fg481-7, Bild B7Z: Landoltringe Z-Y, W-N; PS-Operator olv\* setrgbcolor

Eingabe: rgb->olv\* setrgbcolor  
 Ausgabe: olv\*->cmyn6\* setcmk

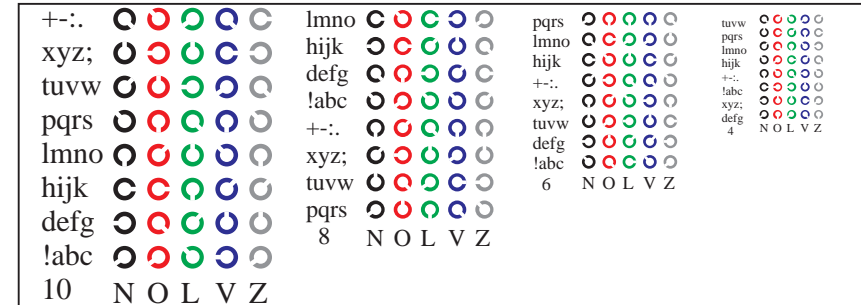
BAM-Registrierung: 20081001-Fg48/10L/L48g00NA.PS/.TXT  
 Anwendung für Beurteilung und Messung von Drucker- oder MonitORSsystemen  
 BAM-Material: Code=rh4ta

Siehe ähnliche Dateien: <http://www.ps.bam.de/Fg48/>; [www.ps.bam.de/Fe/HTM](http://www.ps.bam.de/Fe/HTM)  
 Technische Information: <http://www.ps.bam.de> Version 2.1, io=1,1, ColSpX=1

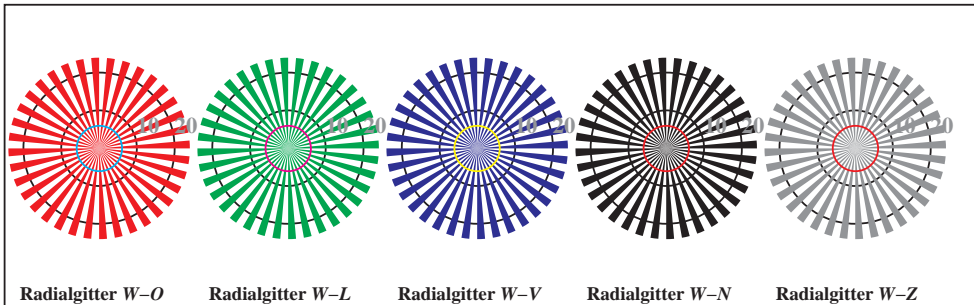
BAM-Registrierung: 20081001-Fg48/10L/L48g00NA.PS/.TXT BAM-Material: Code=rh4ta  
 Anwendung für Beurteilung und Messung von Drucker- oder MonitorSystemen



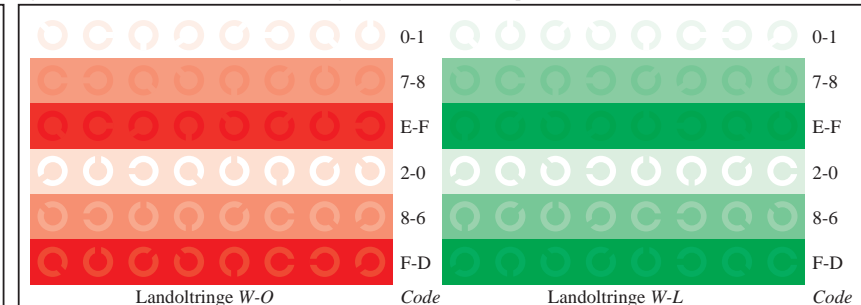
Fg481-1, Bild D4: 16 gleichabständige Stufen W-O, W-L, W-V, W-N; PS-Operator olv\* setrgbcolor




Fg481-3, Bild D5: Schrift und Landoltringe N, O, L, V, Z; PS-Operator olv\* setrgbcolor



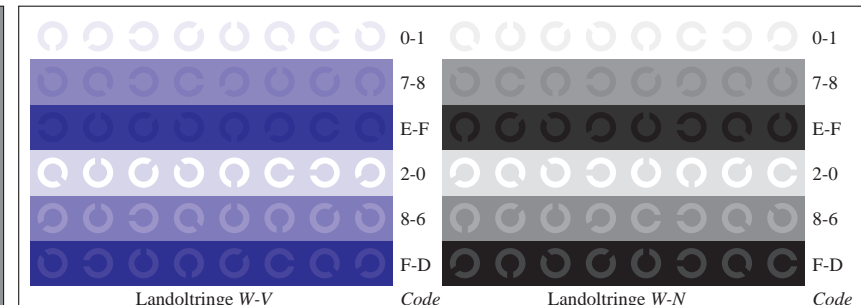
Fg481-5, Bild D2: Radialgitter W-O, W-L, W-V, W-N, W-Z; PS-Operator olv\* setrgbcolor



Fg481-5, Bild D6: Landoltringe W-O, W-L; PS-Operator olv\* setrgbcolor



Fg480-7, Bild D3: 14 CIE-Prüffarben sowie 2 + 16 Graustufen; PS-Operator olv\* setrgbcolor

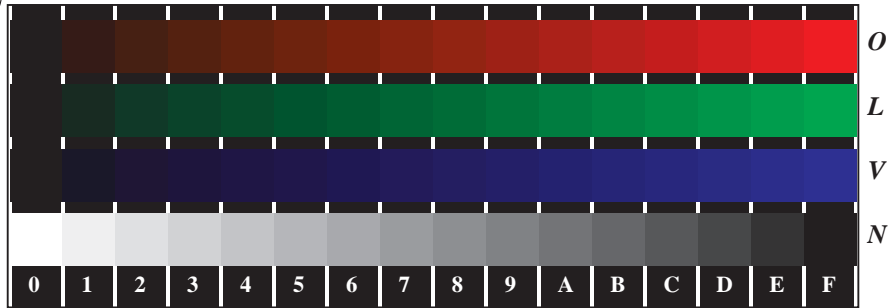


Fg481-7, Bild D7: Landoltringe W-V, W-N; PS-Operator olv\* setrgbcolor

Fg48-3; Prüfelemente von ISO/IEC 15775, ISO/IEC TR 24705  
 Fig. D1 bis D7 ähnlich Prüfvorlage 4, olv\*-Interpretation

Eingabe: rgb->olv\* setrgbcolor  
 Ausgabe: olv\*->cmyn6\* setcmyk

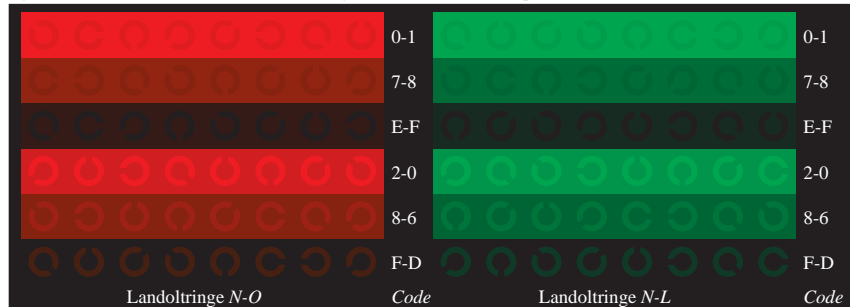
Siehe ähnliche Dateien: <http://www.ps.bam.de/Fg48/>; [www.ps.bam.de/Fe.HTM](http://www.ps.bam.de/Fe.HTM)  
 Technische Information: <http://www.ps.bam.de>  
 Version 2.1, io=1,1, ColSpX=1



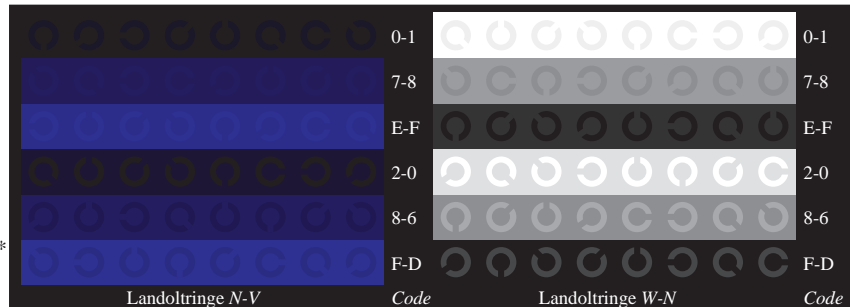
Fg480-1, Bild D4N: 16 gleichabständige Stufen N-O, N-L, N-V, W-N; PS-Operator olv\* setrgbcolor



Fg480-3, Bild D5N: Schrift und Landoltringe W, O, L, V, Z; PS-Operator olv\* setrgbcolor

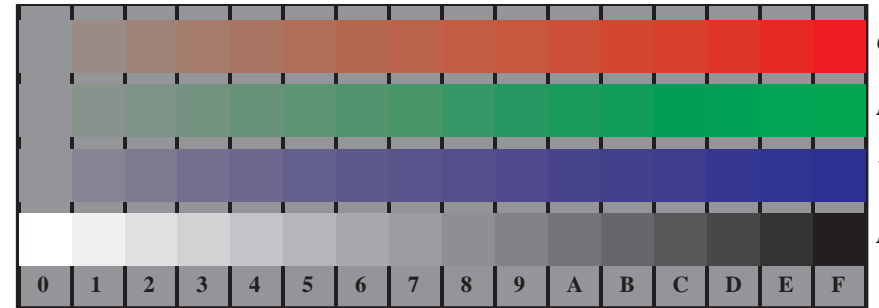


Fg480-5, Bild D6N: Landoltringe N-O, N-L; PS-Operator olv\* setrgbcolor



Fg480-7, Bild D7N: Landoltringe N-V, W-N; PS-Operator olv\* setrgbcolor

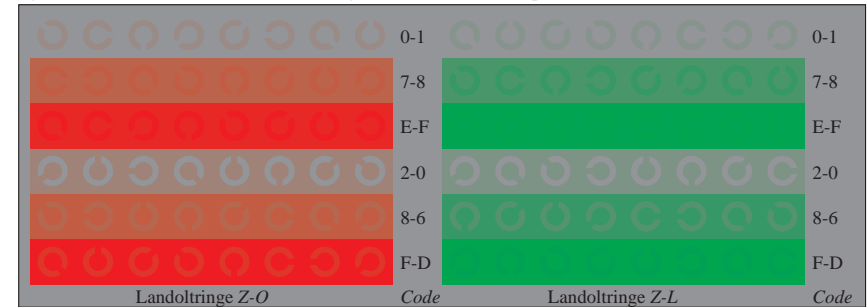
Fg48-4; Prüfelemente von ISO/IEC 15775, ISO/IEC TR 24705  
 Fig. D4 bis D7 ähnlich Prüfvorlage 4, olv\*-Interpretation



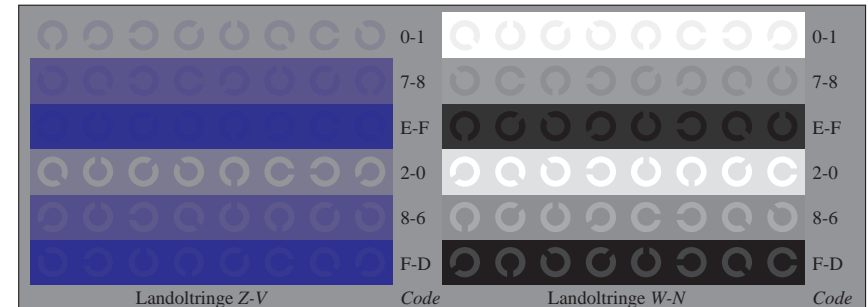
Fg481-1, Bild D4Z: 16 gleichabständige Stufen Z-O, Z-L, Z-V, W-N; PS-Operator olv\* setrgbcolor



Fg481-3, Bild D5Z: Schrift und Landoltringe N, O, L, V, W; PS-Operator olv\* setrgbcolor




Fg481-5, Bild D6Z: Landoltringe Z-O, Z-L; PS-Operator olv\* setrgbcolor



Fg481-7, Bild D7Z: Landoltringe Z-V, W-N; PS-Operator olv\* setrgbcolor

Eingabe: rgb->olv\* setrgbcolor  
 Ausgabe: olv\*->cmyn6\* setcmyk

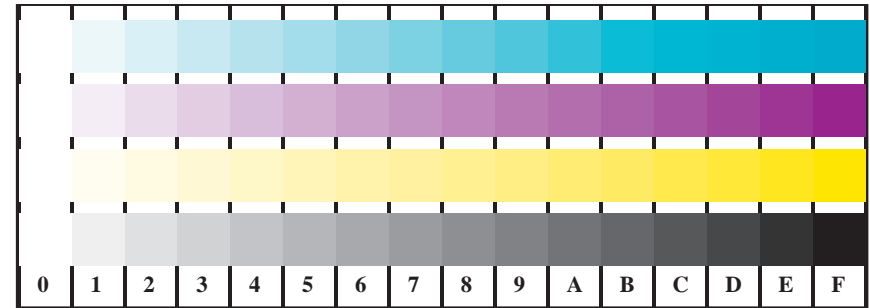
BAM-Registrierung: 20081001-Fg48/10L/L48g00NA.PS/.TXT  
 Anwendung für Beurteilung und Messung von Drucker- oder MonitorSystemen  
 BAM-Material: Code=rh4ta



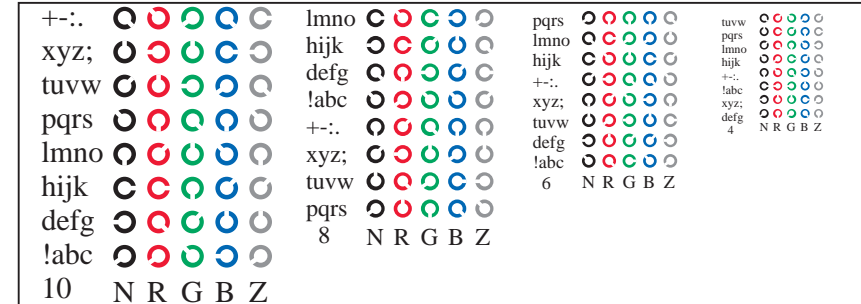


Siehe ähnliche Dateien: <http://www.ps.bam.de/Fg48/>; [www.ps.bam.de/Fe/HTM](http://www.ps.bam.de/Fe/HTM)  
 Technische Information: <http://www.ps.bam.de> Version 2.1, io=1,1, ColSpX=1

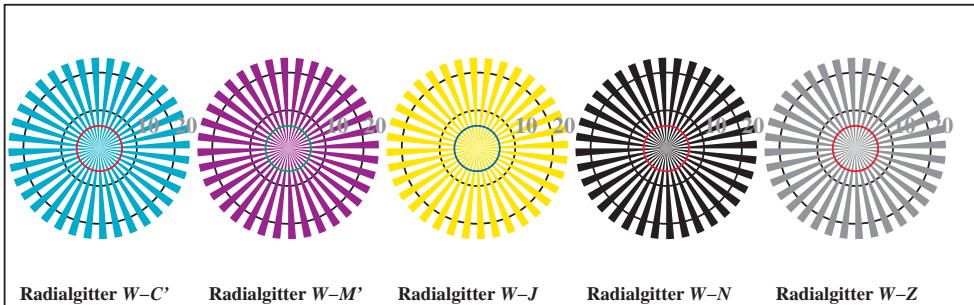
BAM-Registrierung: 20081001-Fg48/10L/L48g00NA.PS/.TXT BAM-Material: Code=rh4ta  
 Anwendung für Beurteilung und Messung von Drucker- oder MonitORSsystemen



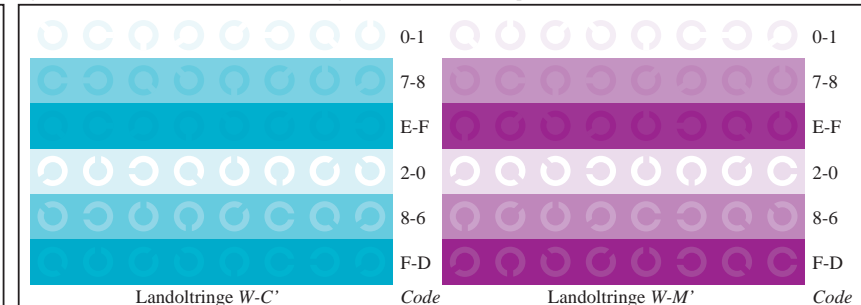
Fg481-1, Bild B4: 16 gleichabständige Stufen  $W-C'$ ,  $W-M'$ ,  $W-J$ ,  $W-N$ ; PS-Operator  $rgb^* setrgbcolor$




Fg481-3, Bild D5: Schrift und Landoltringe  $N, R, G, B, Z$ ; PS-Operator  $rgb^* setrgbcolor$



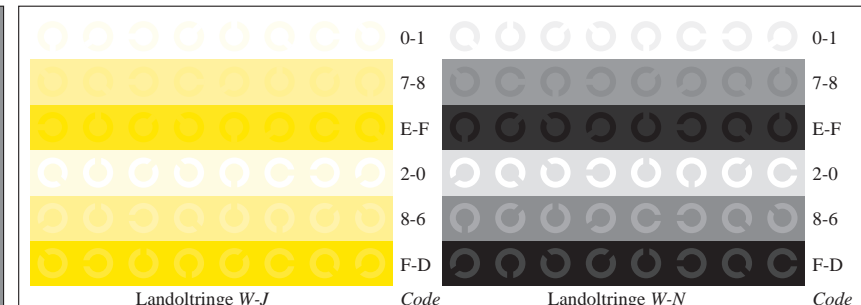
Fg481-5, Bild B2: Radialgitter  $W-C'$ ,  $W-M'$ ,  $W-J$ ,  $W-N$ ,  $W-Z$ ; PS-Operator  $rgb^* setrgbcolor$



Fg481-5, Bild B6: Landoltringe  $W-C'$ ,  $W-M'$ ; PS-Operator  $rgb^* setrgbcolor$



Fg480-7, Bild B3: 14 CIE-Prüffarben sowie 2 + 16 Graustufen; PS-Operator  $olv^* setrgbcolor$

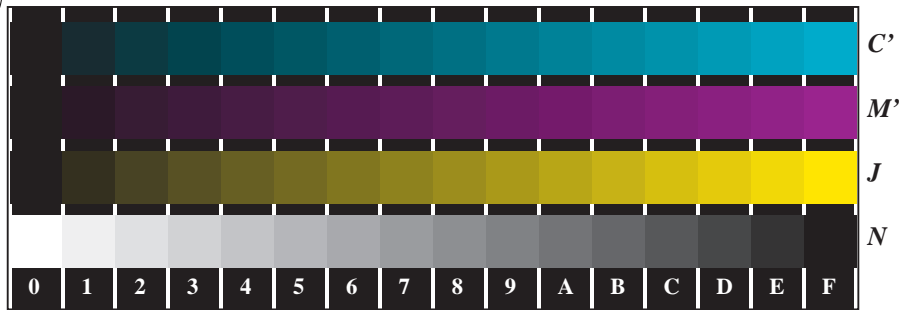


Fg481-7, Bild B7: Landoltringe  $W-J$ ,  $W-N$ ; PS-Operator  $rgb^* setrgbcolor$

Fg48-6; Prüfelemente von ISO/IEC 15775, ISO/IEC TR 24705  
 Fig. B1 bis B7 ähnlich Prüfvorlage 2,  $rgb^*$ -Interpretation

Eingabe:  $rgb \rightarrow rgb^* setrgbcolor$   
 Ausgabe:  $rgb^* \rightarrow cmy\bar{n}6^* setcmyk$

Siehe ähnliche Dateien: <http://www.ps.bam.de/Fg48/>; [www.ps.bam.de/Fe/HTML](http://www.ps.bam.de/Fe/HTML)  
 Technische Information: <http://www.ps.bam.de>  
 Version 2.1, io=1,1, ColSpX=1



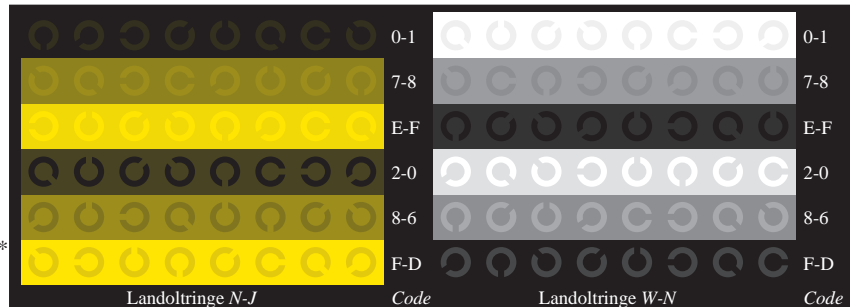
Fg480-1, Bild B4N: 16 gleichabständige Stufen  $N-C'$ ,  $N-M'$ ,  $N-J$ ,  $W-N$ ; PS-Operator  $rgb^* setrgbcolor$



Fg480-3, Bild B5N: Schrift und Landoltringe  $W, C', M', J, Z$ ; PS-Operator  $rgb^* setrgbcolor$

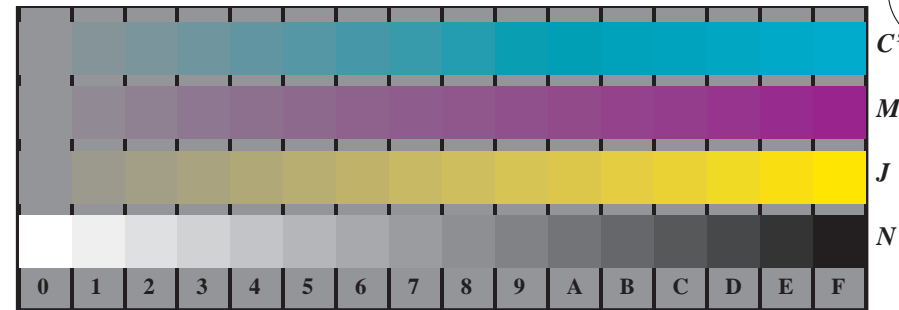


Fg480-5, Bild B6N: Landoltringe  $N-C'$ ,  $N-M'$ ; PS-Operator  $rgb^* setrgbcolor$



Fg480-7, Bild B7N: Landoltringe  $N-J, W-N$ ; PS-Operator  $rgb^* setrgbcolor$

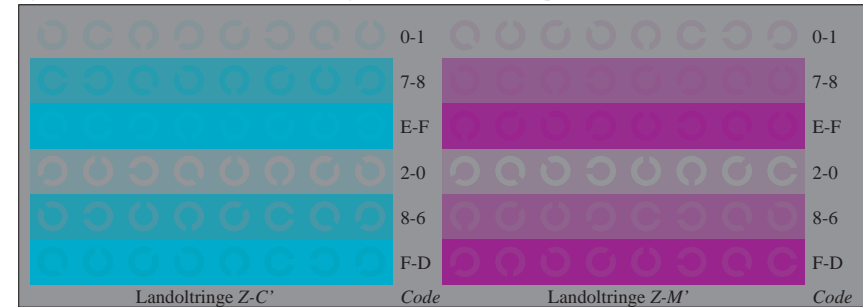
Fg48-7; Prüfelemente von ISO/IEC 15775, ISO/IEC TR 24705  
 Fig. B4 bis B7 ähnlich Prüfvorlage 2,  $rgb^*$ -Interpretation



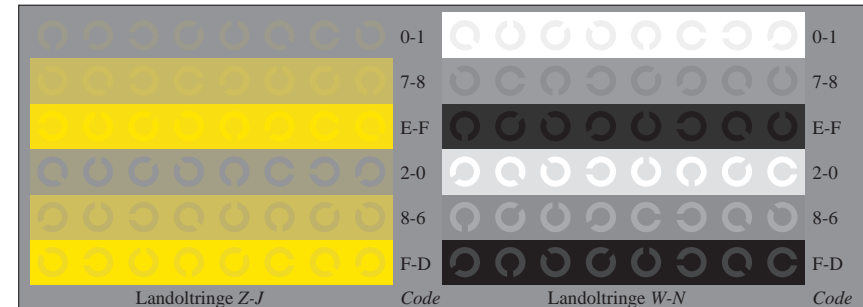
Fg481-1, Bild B4Z: 16 gleichabständige Stufen  $Z-C'$ ,  $Z-M'$ ,  $Z-J, W-N$ ; PS-Operator  $rgb^* setrgbcolor$



Fg481-3, Bild B5Z: Schrift und Landoltringe  $N, C', M', J, W$ ; PS-Operator  $rgb^* setrgbcolor$



Fg481-5, Bild B6Z: Landoltringe  $Z-C'$ ,  $Z-M'$ ; PS-Operator  $rgb^* setrgbcolor$



Fg481-7, Bild B7Z: Landoltringe  $Z-J, W-N$ ; PS-Operator  $rgb^* setrgbcolor$

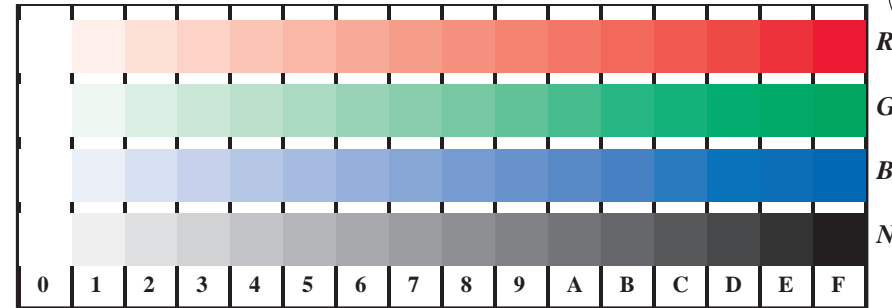
Eingabe:  $rgb \rightarrow rgb^* setrgbcolor$   
 Ausgabe:  $rgb^* \rightarrow cmyk^* setcmyk$

BAM-Registrierung: 20081001-Fg48/10L/L48g00NA.PS/.TXT  
 Anwendung für Beurteilung und Messung von Drucker- oder Monitorsystemen

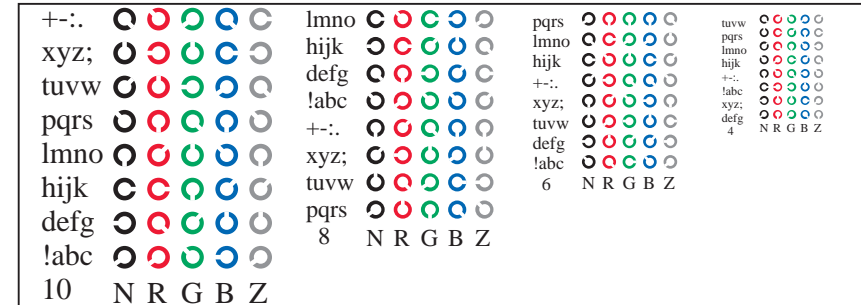
BAM-Material: Code=rh4ta

Siehe ähnliche Dateien: <http://www.ps.bam.de/Fg48/>; [www.ps.bam.de/Fe/HTML](http://www.ps.bam.de/Fe/HTML)  
 Technische Information: <http://www.ps.bam.de> Version 2.1, io=1,1, ColSpX=1

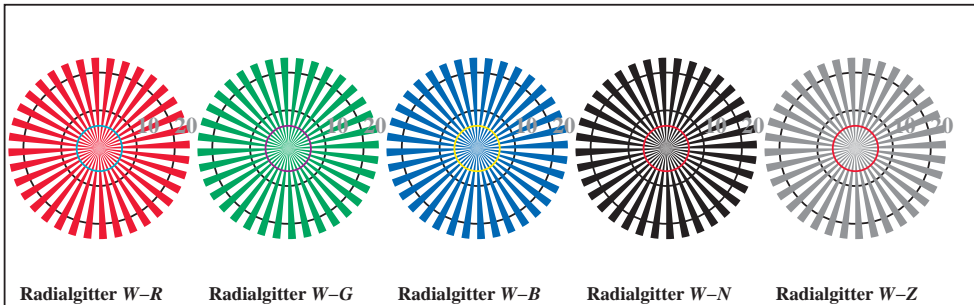
BAM-Registrierung: 20081001-Fg48/10L/L48g00NA.PS/.TXT BAM-Material: Code=rh4ta  
 Anwendung für Beurteilung und Messung von Drucker- oder Monitor-Systemen



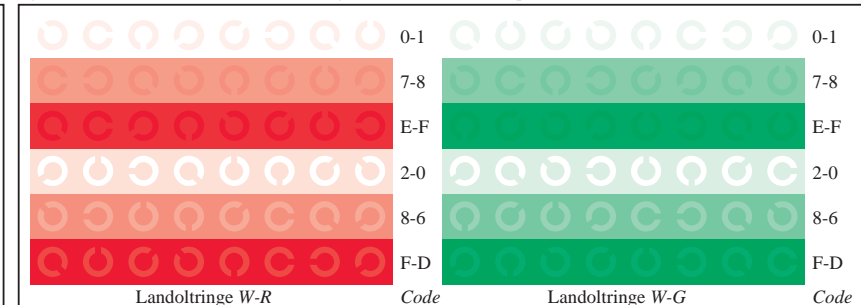
Fg481-1, Bild D4: 16 gleichabständige Stufen W-R, W-G, W-B, W-N; PS-Operator *rgb\* setrgbcolor*




Fg481-3, Bild D5: Schrift und Landoltringe N, R, G, B, Z; PS-Operator *rgb\* setrgbcolor*



Fg481-5, Bild D2: Radialgitter W-R, W-G, W-B, W-N, W-Z; PS-Operator *rgb\* setrgbcolor*

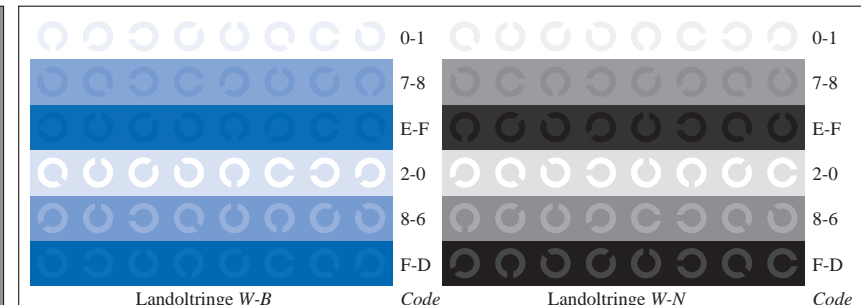


Fg481-5, Bild D6: Landoltringe W-R, W-G; PS-Operator *rgb\* setrgbcolor*



Fg480-7, Bild D3: 14 CIE-Prüffarben sowie 2 + 16 Graustufen; PS-Operator *olv\* setrgbcolor*

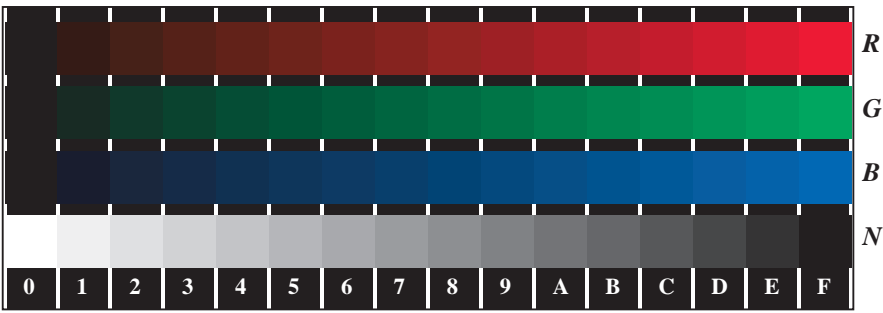
Fg48-8; Prüfelemente von ISO/IEC 15775, ISO/IEC TR 24705  
 Fig. D1 bis D7 ähnlich Prüfvorlage 4, *rgb\**-Interpretation



Fg481-7, Bild D7: Landoltringe W-B, W-N; PS-Operator *rgb\* setrgbcolor*

Eingabe: *rgb*->*rgb\* setrgbcolor*  
 Ausgabe: *rgb\**->*cmyn6\* setcmyk*

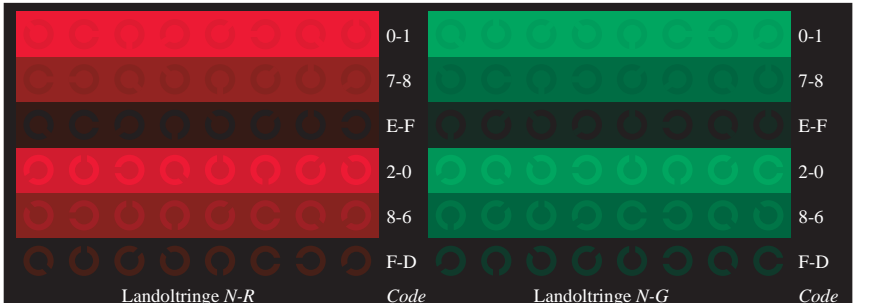
Siehe ähnliche Dateien: <http://www.ps.bam.de/Fg48/>; [www.ps.bam.de/Fe-HTML](http://www.ps.bam.de/Fe-HTML)  
 Technische Information: <http://www.ps.bam.de>  
 Version 2.1, io=1,1, ColSpX=1



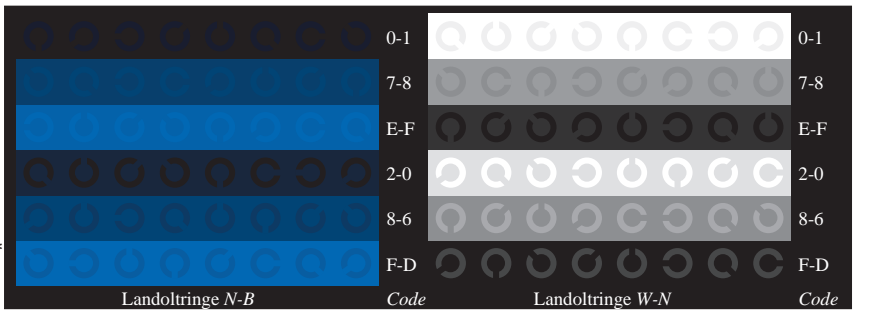
Fg480-1, Bild D4N: 16 gleichabständige Stufen *N-R, N-G, N-B, W-N*; PS-Operator *rgb\* setrgbcolor*



Fg480-3, Bild D5N: Schrift und Landoltringe *W, R, G, B, Z*; PS-Operator *rgb\* setrgbcolor*



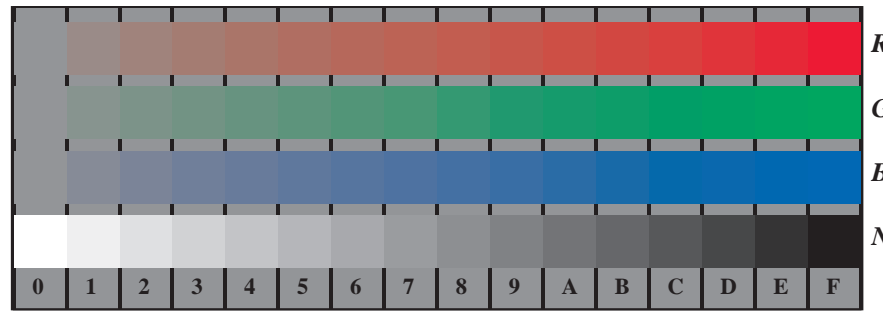
Fg480-5, Bild D6N: Landoltringe *N-R, N-G*; PS-Operator *rgb\* setrgbcolor*



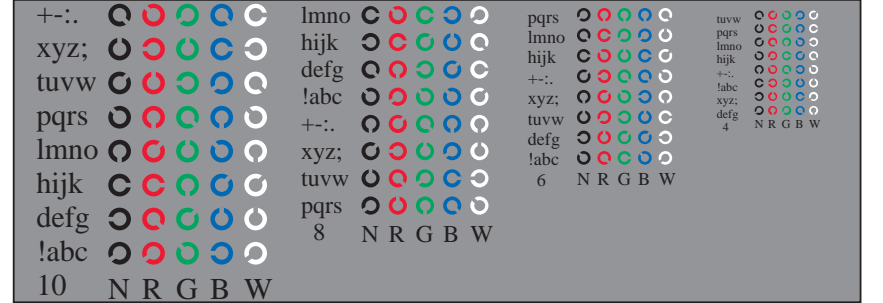
Fg480-7, Bild D7N: Landoltringe *N-B, W-N*; PS-Operator *rgb\* setrgbcolor*



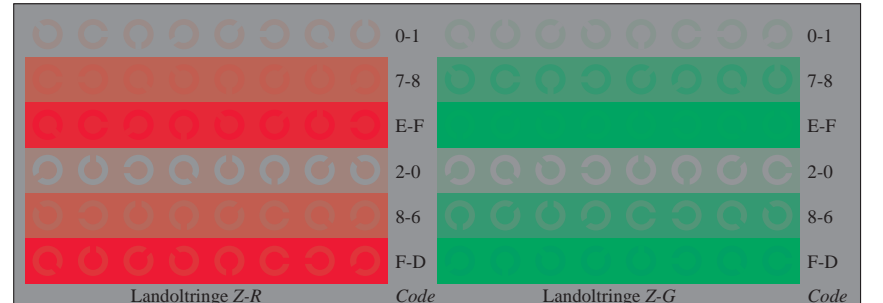
Fg48-9; Prüfelemente von ISO/IEC 15775, ISO/IEC TR 24705  
 Fig. D4 bis D7 ähnlich Prüfvorlage 4, *rgb\**-Interpretation



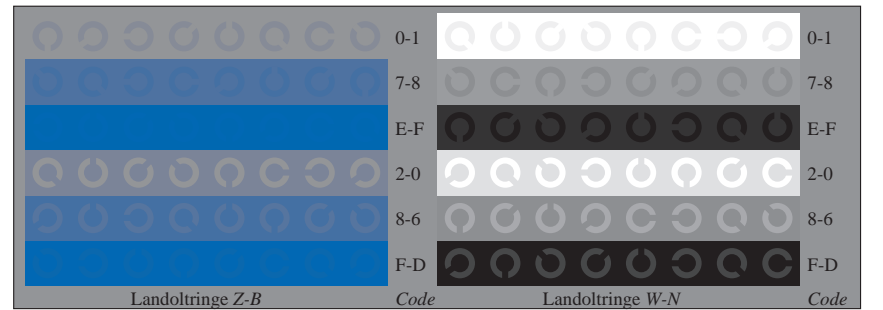
Fg481-1, Bild D4Z: 16 gleichabständige Stufen *Z-R, Z-G, Z-B, W-N*; PS-Operator *rgb\* setrgbcolor*



Fg481-3, Bild D5Z: Schrift und Landoltringe *N, R, G, B, W*; PS-Operator *rgb\* setrgbcolor*






Fg481-5, Bild D6Z: Landoltringe *Z-R, Z-G*; PS-Operator *rgb\* setrgbcolor*








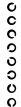
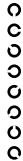
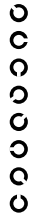

Fg481-7, Bild D7Z: Landoltringe *Z-B, W-N*; PS-Operator *rgb\* setrgbcolor*

Eingabe: *rgb*->*rgb\* setrgbcolor*  
 Ausgabe: *rgb\**->*cmyn6\* setcmyk*




BAM-Registrierung: 20081001-Fg48/10L/L48g00NA.PS/.TXT  
 Anwendung für Beurteilung und Messung von Drucker- oder Monitor-Systemen  
 BAM-Material: Code=rh4ta








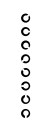
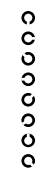
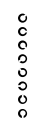
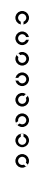
c


















c










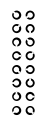
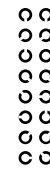
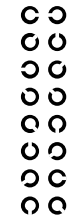

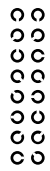
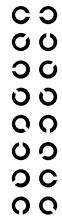


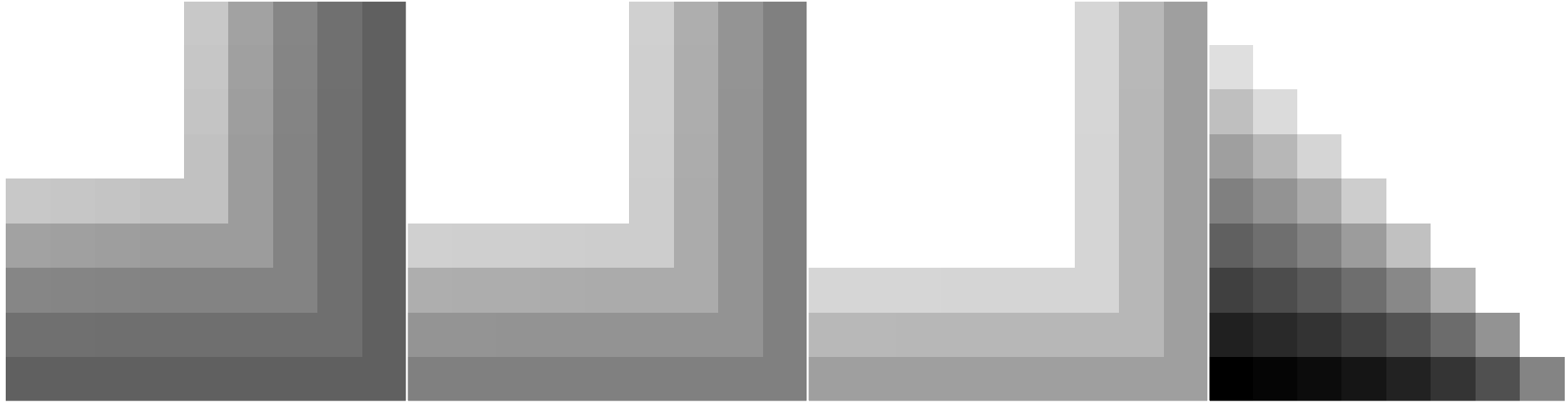
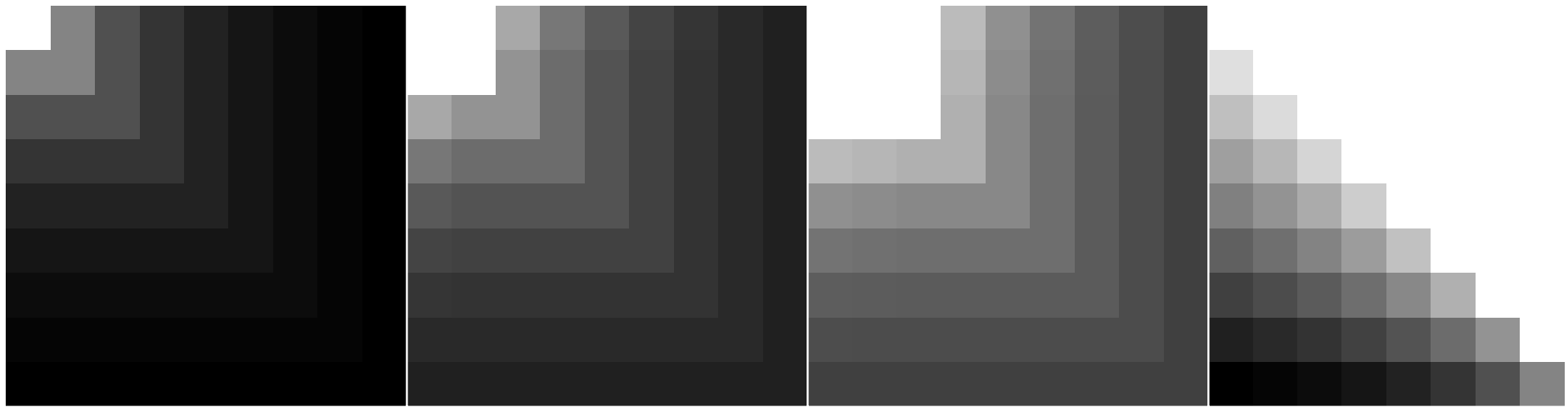
c







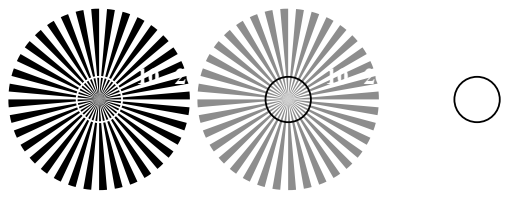
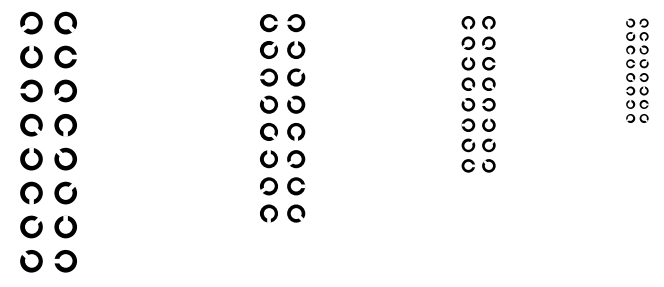
c












cm









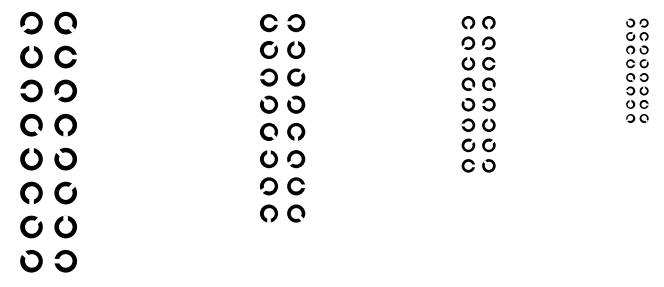


cm







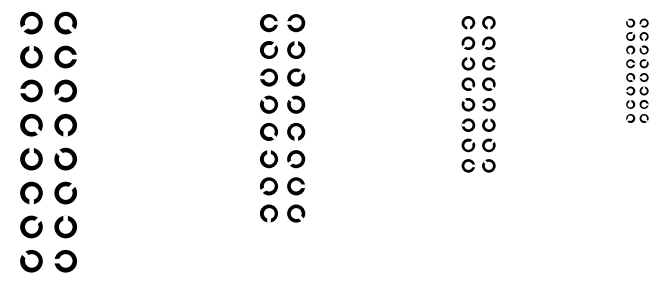
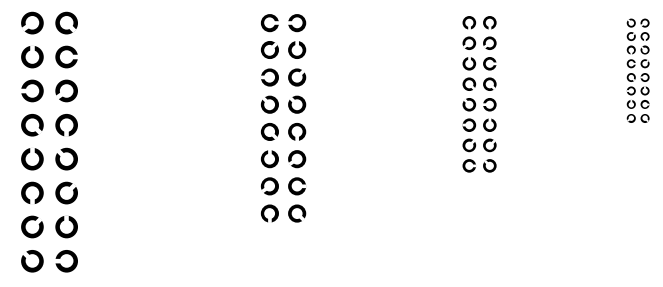





cm







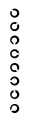
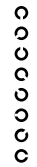



cm





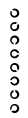
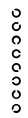





m









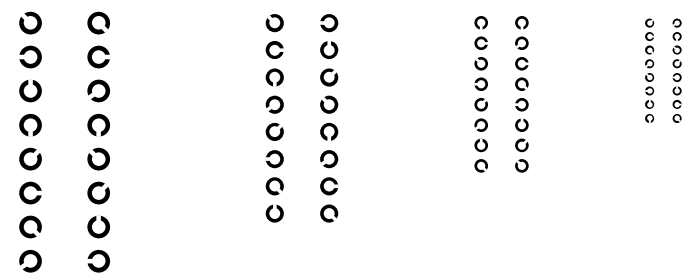





m















m






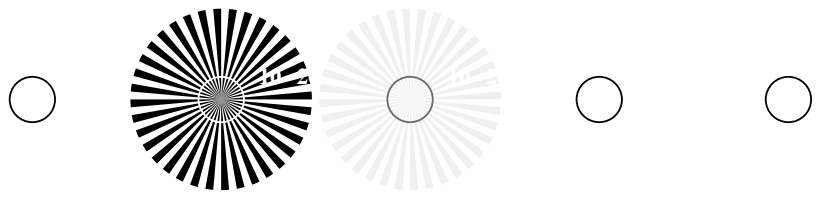



m















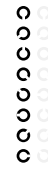
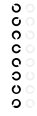
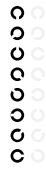






my












my









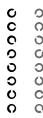




my









my






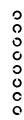
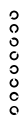

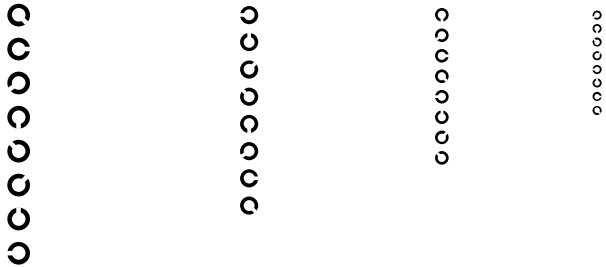


y








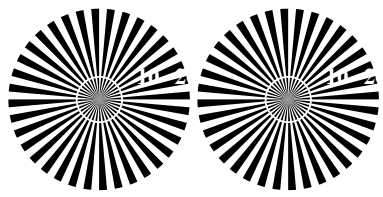
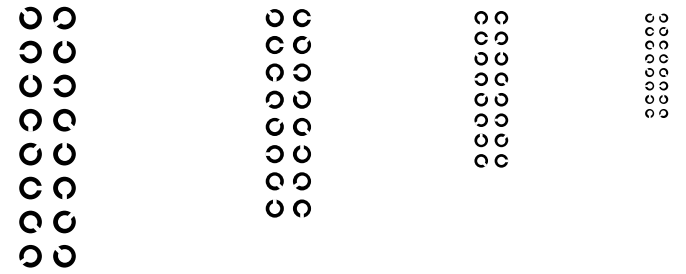
y









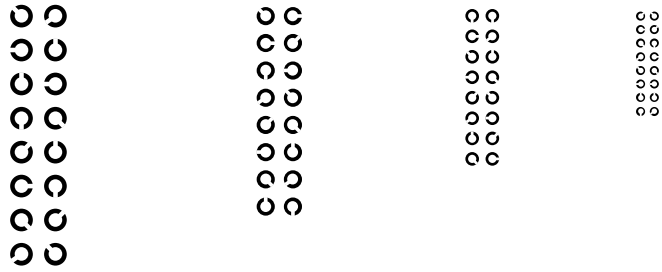



y













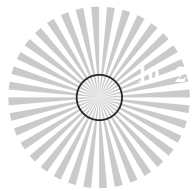
y













c y



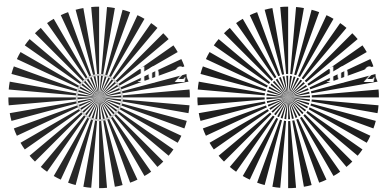




c y








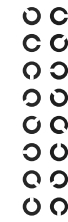
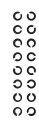


c y

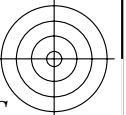
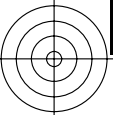




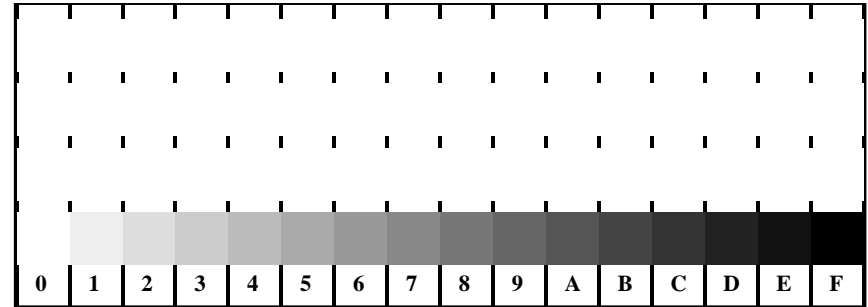
c y



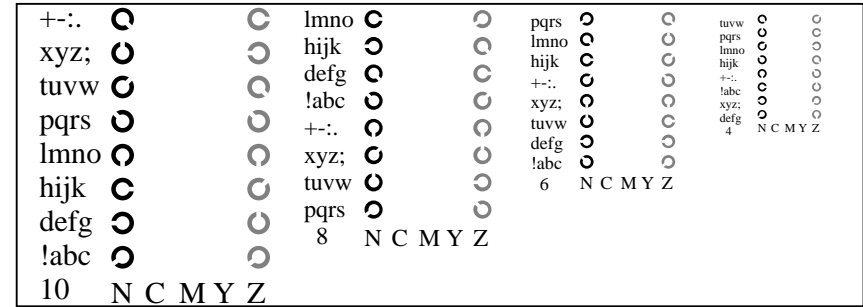




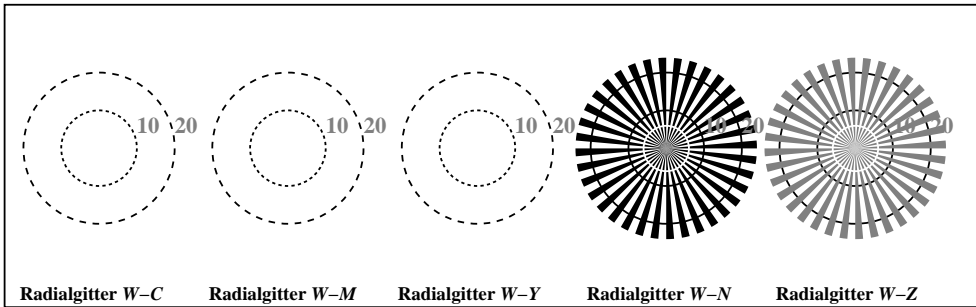
Siehe ähnliche Dateien: <http://www.ps.bam.de/Fg48/>; [www.ps.bam.de/Fe/HTM](http://www.ps.bam.de/Fe/HTM)  
 Technische Information: <http://www.ps.bam.de> Version 2.1, 10=1,1, ColSpX=1



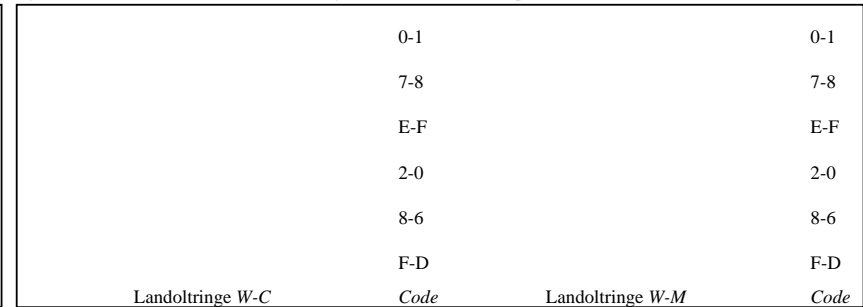
Fg481-1, Bild B4: 16 gleichabständige Stufen W-C, W-M, W-Y, W-N; PS-Operator *olv\* setrgbcolor*



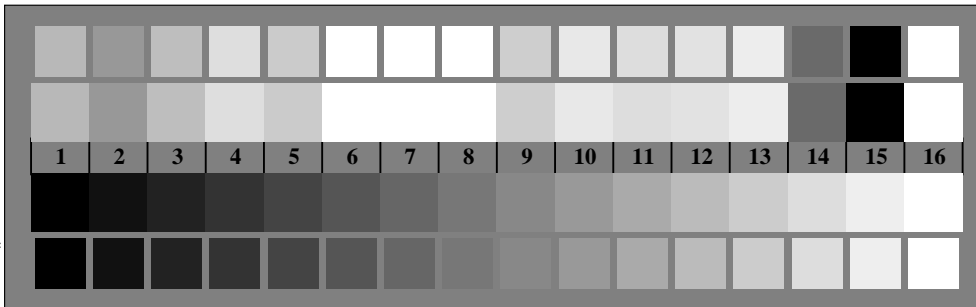
Fg481-3, Bild B5: Schrift und Landoltringe N, C, M, Y, Z; PS-Operator *olv\* setrgbcolor*




Fg481-5, Bild B2: Radialgitter W-C, W-M, W-Y, W-N, W-Z; PS-Operator *olv\* setrgbcolor*



Fg481-5, Bild B6: Landoltringe W-C, W-M; PS-Operator *olv\* setrgbcolor*



Fg480-7, Bild B3: 14 CIE-Prüffarben sowie 2 + 16 Graustufen; PS-Operator *olv\* setrgbcolor*

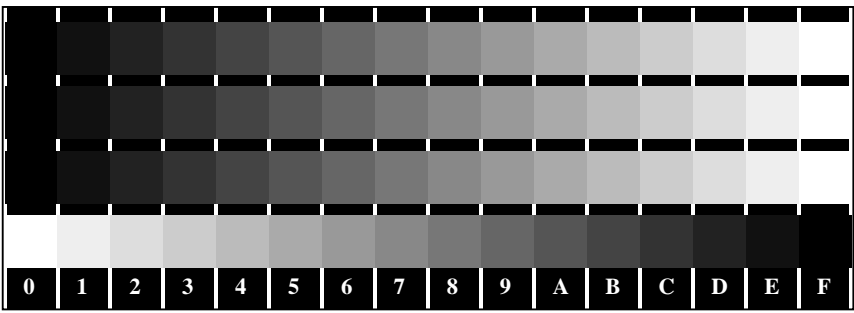
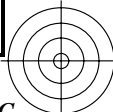
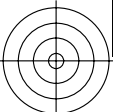


Fg481-7, Bild B7: Landoltringe W-Y, W-N; PS-Operator *olv\* setrgbcolor*

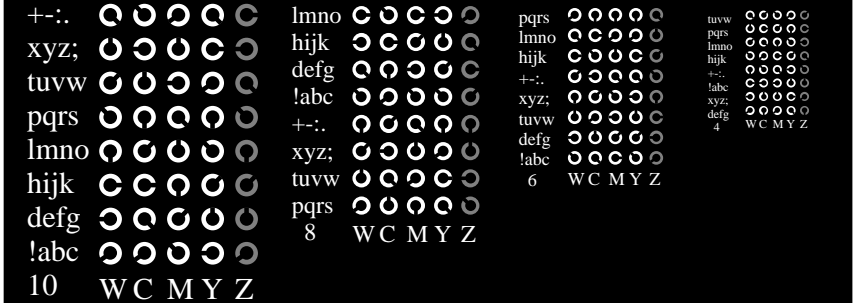
Fg48-1; Prüfelemente von ISO/IEC 15775, ISO/IEC TR 24705  
 Fig. B1 bis B7 ähnlich Prüfvorlage 2, *olv\**-Interpretation

Eingabe: *rgb*->*olv\* setrgbcolor*  
 Ausgabe: *olv\**->*cmyn6\* setcmyk*

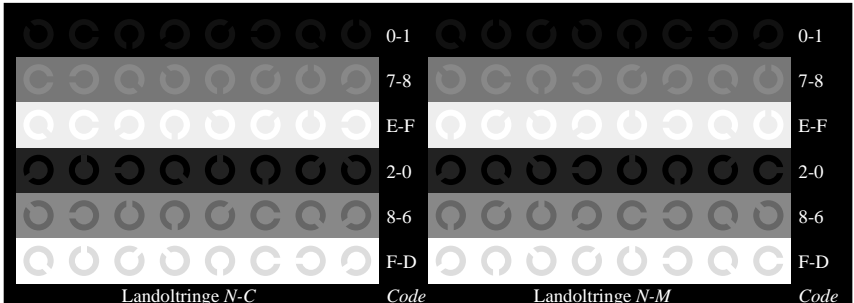
BAM-Registrierung: 20081001-Fg48/10L/L48g00NA.PS/.TXT  
 Anwendung für Beurteilung und Messung von Drucker- oder MonitORSsystemen  
 BAM-Material: Code=rh4ta




Fg480-1, Bild B4N: 16 gleichabständige Stufen N-C, N-M, N-Y, W-N; PS-Operator olv\* setrgbcolor



Fg480-3, Bild B5N: Schrift und Landoltringe W, C, M, Y, Z; PS-Operator olv\* setrgbcolor

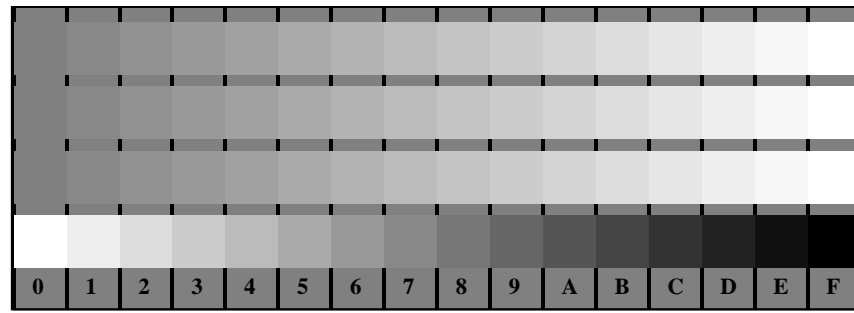


Fg480-5, Bild B6N: Landoltringe N-C, N-M; PS-Operator olv\* setrgbcolor




Fg480-7, Bild B7N: Landoltringe N-Y, W-N; PS-Operator olv\* setrgbcolor

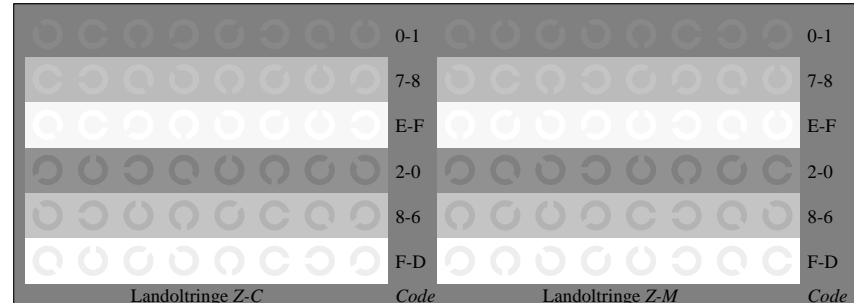
Fg48-2; Prüfelemente von ISO/IEC 15775, ISO/IEC TR 24705  
 Fig. B4 bis B7 ähnlich Prüfvorlage 2, olv\*-Interpretation




Fg481-1, Bild B4Z: 16 gleichabständige Stufen Z-C, Z-M, Z-Y, W-N; PS-Operator olv\* setrgbcolor



Fg481-3, Bild B5Z: Schrift und Landoltringe N, C, M, Y, W; PS-Operator olv\* setrgbcolor



Fg481-5, Bild B6Z: Landoltringe Z-C, Z-M; PS-Operator olv\* setrgbcolor

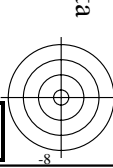
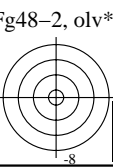


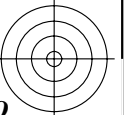
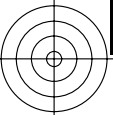
Fg481-7, Bild B7Z: Landoltringe Z-Y, W-N; PS-Operator olv\* setrgbcolor

Eingabe: rgb->olv\* setrgbcolor  
 Ausgabe: olv\*->cmyn6\* setcmlyk

Siehe ähnliche Dateien: <http://www.ps.bam.de/Fg48/>; [www.ps.bam.de/Fe/HTML](http://www.ps.bam.de/Fe/HTML)  
 Technische Information: <http://www.ps.bam.de>  
 Version 2.1, io=1,1, ColSpX=1

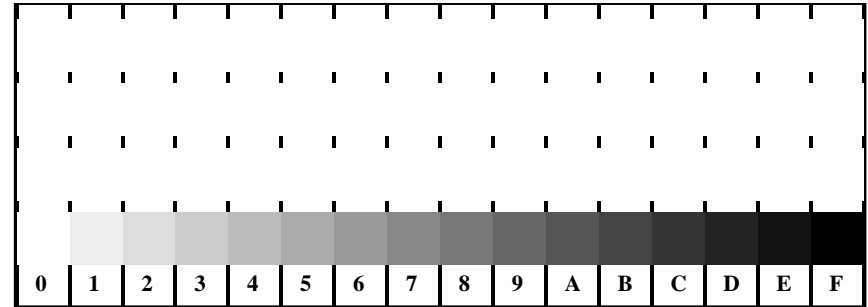
BAM-Registrierung: 20081001-Fg48/10L/L48g00NA.PS/.TXT  
 Anwendung für Beurteilung und Messung von Drucker- oder MonitORSsystemen  
 BAM-Material: Code=rh4ta



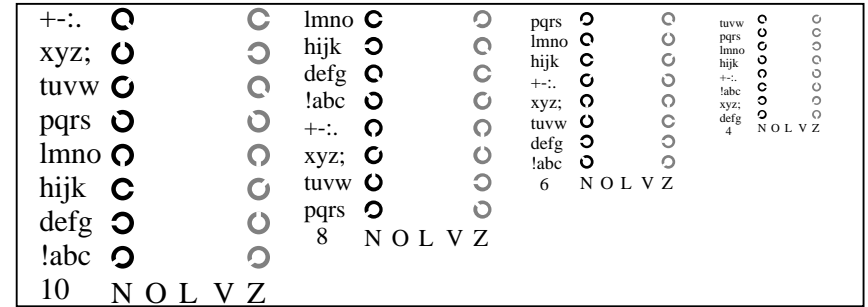


Siehe ähnliche Dateien: <http://www.ps.bam.de/Fg48/>; [www.ps.bam.de/Fe/HTM](http://www.ps.bam.de/Fe/HTM)  
 Technische Information: <http://www.ps.bam.de> Version 2.1, 10=1,1, ColSpX=1

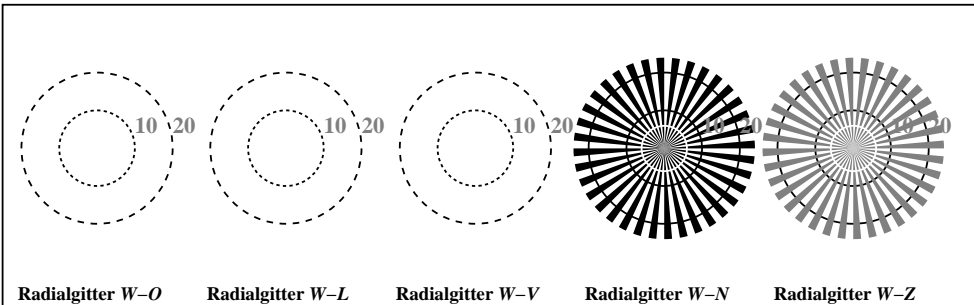
BAM-Registrierung: 20081001-Fg48/10L/L48g00NA.PS/.TXT BAM-Material: Code=rh4ta  
 Anwendung für Beurteilung und Messung von Drucker- oder MonitORSsystemen



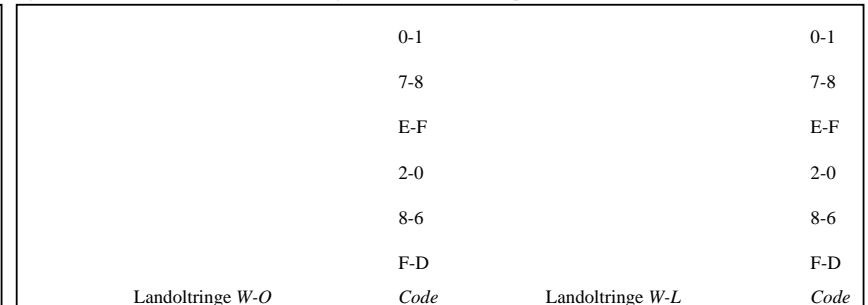
Fg481-1, Bild D4: 16 gleichabständige Stufen W-O, W-L, W-V, W-N; PS-Operator *olv\* setrgbcolor*




Fg481-3, Bild D5: Schrift und Landoltringe N, O, L, V, Z; PS-Operator *olv\* setrgbcolor*




Fg481-5, Bild D2: Radialgitter W-O, W-L, W-V, W-N, W-Z; PS-Operator *olv\* setrgbcolor*



Fg481-5, Bild D6: Landoltringe W-O, W-L; PS-Operator *olv\* setrgbcolor*



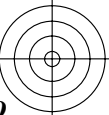
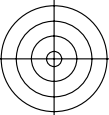
Fg480-7, Bild D3: 14 CIE-Prüffarben sowie 2 + 16 Graustufen; PS-Operator *olv\* setrgbcolor*



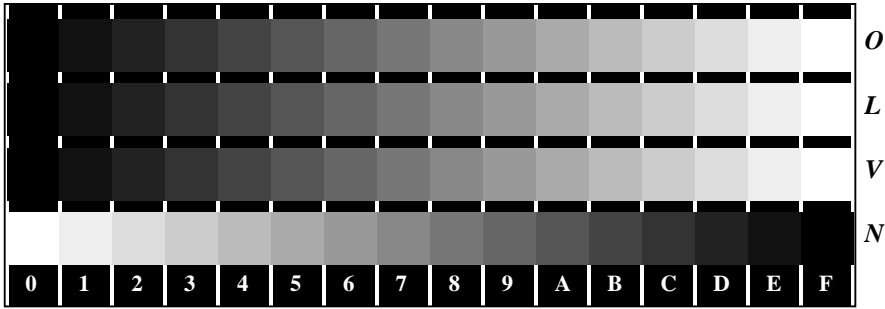
Fg481-7, Bild D7: Landoltringe W-V, W-N; PS-Operator *olv\* setrgbcolor*

Fg48-3; Prüfelemente von ISO/IEC 15775, ISO/IEC TR 24705  
 Fig. D1 bis D7 ähnlich Prüfvorlage 4, *olv\**-Interpretation

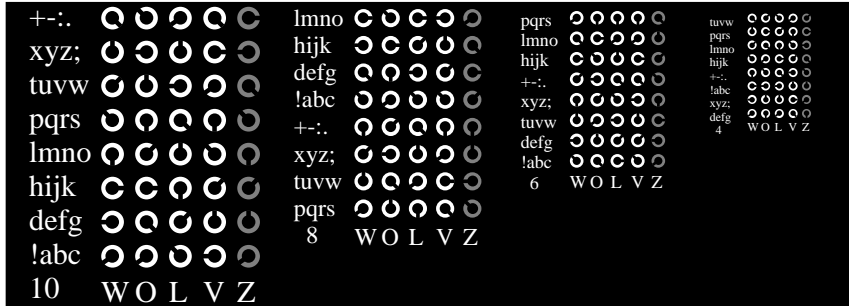
Eingabe: *rgb*->*olv\* setrgbcolor*  
 Ausgabe: *olv\**->*cmyn6\* setcmyk*




Siehe ähnliche Dateien: <http://www.ps.bam.de/Fg48/>; [www.ps.bam.de/Fe/HTML](http://www.ps.bam.de/Fe/HTML)  
 Technische Information: <http://www.ps.bam.de>  
 Version 2.1, io=1,1, ColSpX=1




Fg480-1, Bild D4N: 16 gleichabständige Stufen N-O, N-L, N-V, W-N; PS-Operator olv\* setrgbcolor



Fg480-3, Bild D5N: Schrift und Landoltringe W, O, L, V, Z; PS-Operator olv\* setrgbcolor



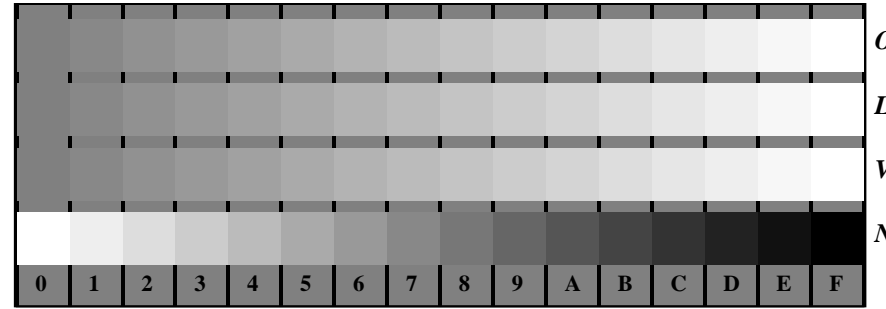
Fg480-5, Bild D6N: Landoltringe N-O, N-L; PS-Operator olv\* setrgbcolor




Fg480-7, Bild D7N: Landoltringe N-V, W-N; PS-Operator olv\* setrgbcolor

Fg48-4; Prüfelemente von ISO/IEC 15775, ISO/IEC TR 24705  
 Fig. D4 bis D7 ähnlich Prüfvorlage 4, olv\*-Interpretation

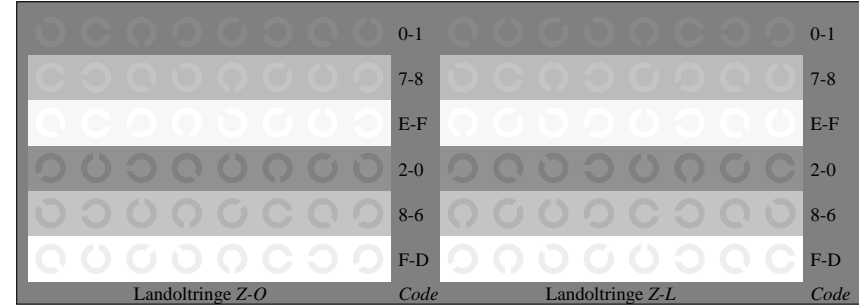
Eingabe: rgb->olv\* setrgbcolor  
 Ausgabe: olv\*->cmyn6\* setcmyk




Fg481-1, Bild D4Z: 16 gleichabständige Stufen Z-O, Z-L, Z-V, W-N; PS-Operator olv\* setrgbcolor



Fg481-3, Bild D5Z: Schrift und Landoltringe N, O, L, V, W; PS-Operator olv\* setrgbcolor

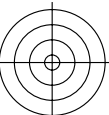



Fg481-5, Bild D6Z: Landoltringe Z-O, Z-L; PS-Operator olv\* setrgbcolor

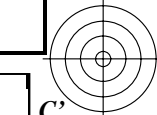
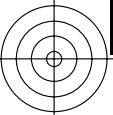


Fg481-7, Bild D7Z: Landoltringe Z-V, W-N; PS-Operator olv\* setrgbcolor

BAM-Registrierung: 20081001-Fg48/10L/L48g00NA.PS/.TXT  
 Anwendung für Beurteilung und Messung von Drucker- oder MonitORSsystemen  
 BAM-Material: Code=rh4ta

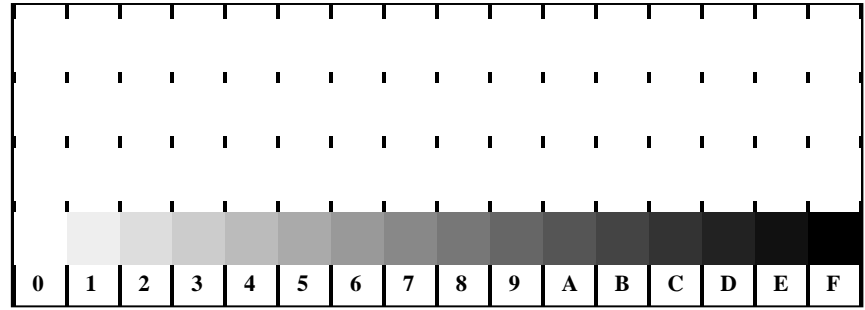




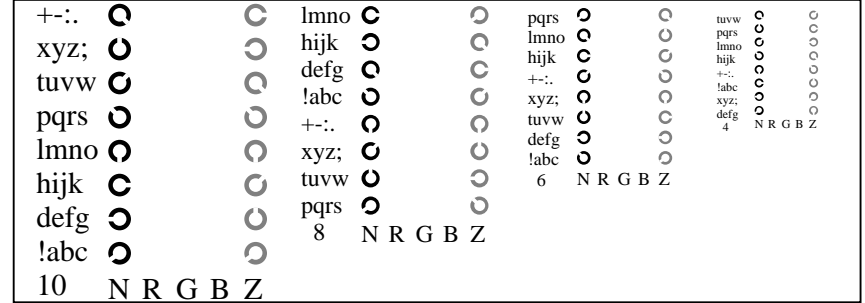


Siehe ähnliche Dateien: <http://www.ps.bam.de/Fg48/>; [www.ps.bam.de/Fe/HTM](http://www.ps.bam.de/Fe/HTM)  
 Technische Information: <http://www.ps.bam.de> Version 2.1, 10=1,1, ColSpX=1

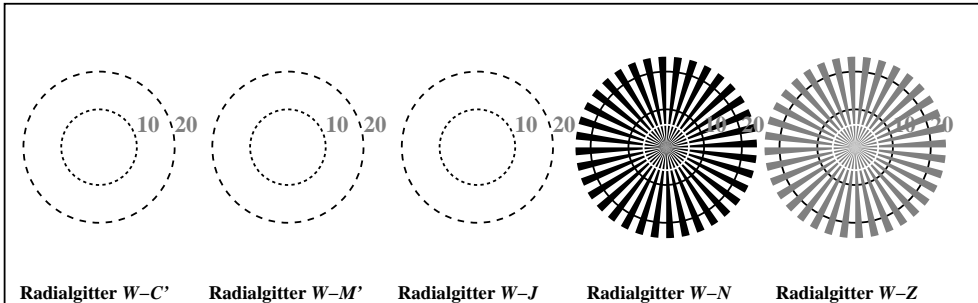
BAM-Registrierung: 20081001-Fg48/10L/L48g00NA.PS/.TXT BAM-Material: Code=rh4ta  
 Anwendung für Beurteilung und Messung von Drucker- oder MonitORSsystemen



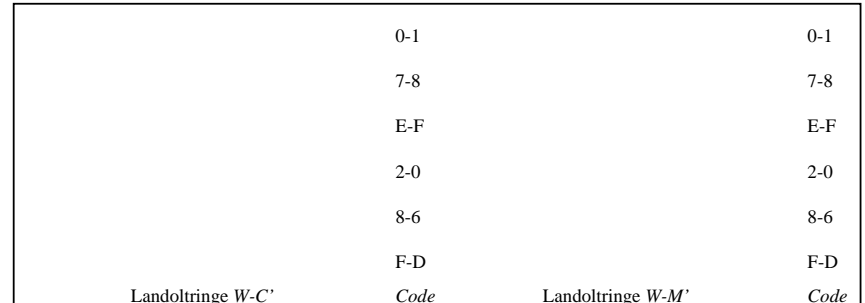
Fg481-1, Bild B4: 16 gleichabständige Stufen W-C', W-M', W-J, W-N; PS-Operator rgb\* setrgbcolor



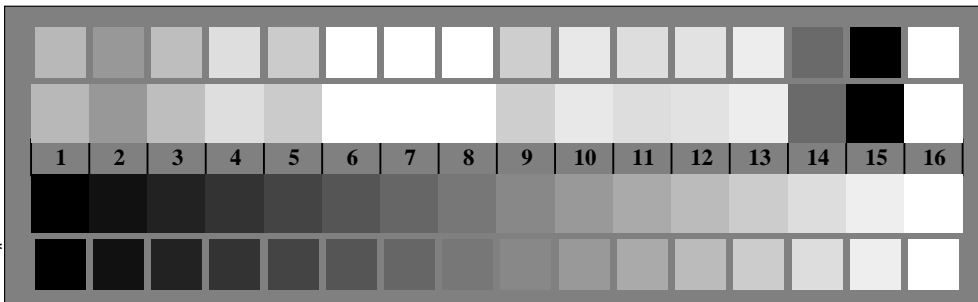
Fg481-3, Bild D5: Schrift und Landoltringe N, R, G, B, Z; PS-Operator rgb\* setrgbcolor




Fg481-5, Bild B2: Radialgitter W-C', W-M', W-J, W-N, W-Z; PS-Operator rgb\* setrgbcolor



Fg481-5, Bild B6: Landoltringe W-C', W-M'; PS-Operator rgb\* setrgbcolor



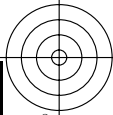
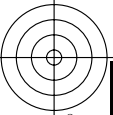
Fg480-7, Bild B3: 14 CIE-Prüffarben sowie 2 + 16 Graustufen; PS-Operator olv\* setrgbcolor

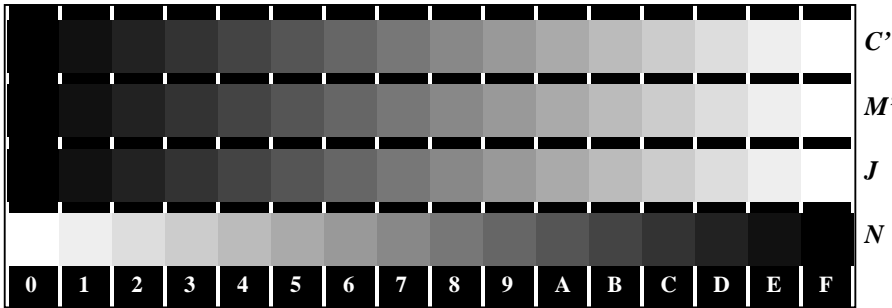


Fg481-7, Bild B7: Landoltringe W-J, W-N; PS-Operator rgb\* setrgbcolor

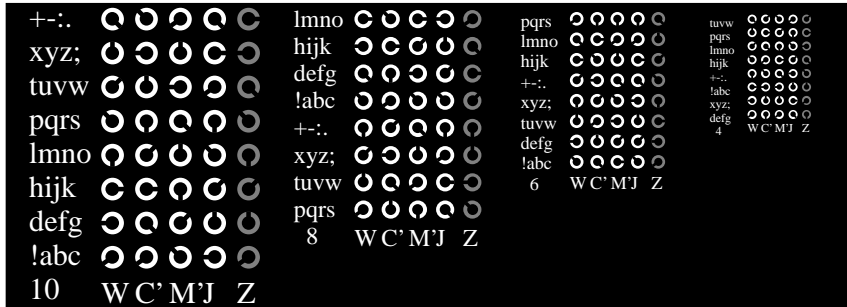
Fg48-6; Prüfelemente von ISO/IEC 15775, ISO/IEC TR 24705  
 Fig. B1 bis B7 ähnlich Prüfvorlage 2, rgb\*-Interpretation

Eingabe: rgb->rgb\* setrgbcolor  
 Ausgabe: rgb\*->cmyn6\* setcmyk

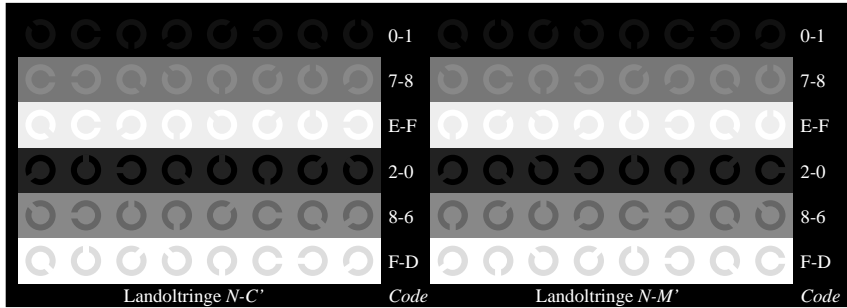





Fg480-1, Bild B4N: 16 gleichabständige Stufen N-C', N-M', N-J, W-N; PS-Operator rgb\* setrgbcolor



Fg480-3, Bild B5N: Schrift und Landoltringe W, C', M', J, Z; PS-Operator rgb\* setrgbcolor

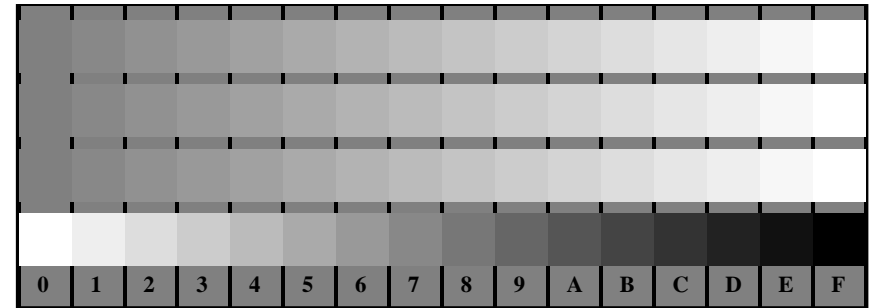


Fg480-5, Bild B6N: Landoltringe N-C', N-M'; PS-Operator rgb\* setrgbcolor




Fg480-7, Bild B7N: Landoltringe N-J, W-N; PS-Operator rgb\* setrgbcolor

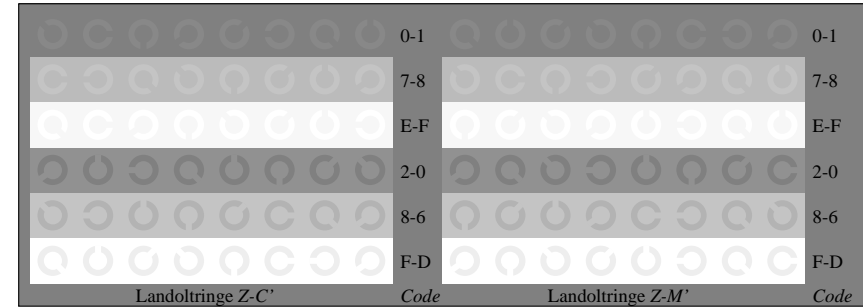
Fg48-7; Prüfelemente von ISO/IEC 15775, ISO/IEC TR 24705  
 Fig. B4 bis B7 ähnlich Prüfvorlage 2, rgb\*-Interpretation




Fg481-1, Bild B4Z: 16 gleichabständige Stufen Z-C', Z-M', Z-J, W-N; PS-Operator rgb\* setrgbcolor



Fg481-3, Bild B5Z: Schrift und Landoltringe N, C', M', J, W; PS-Operator rgb\* setrgbcolor



Fg481-5, Bild B6Z: Landoltringe Z-C', Z-M'; PS-Operator rgb\* setrgbcolor



Fg481-7, Bild B7Z: Landoltringe Z-J, W-N; PS-Operator rgb\* setrgbcolor

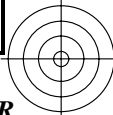
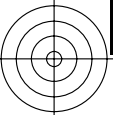
Eingabe: rgb->rgb\* setrgbcolor  
 Ausgabe: rgb\*->cmyn6\* setcmyk

Siehe ähnliche Dateien: <http://www.ps.bam.de/Fg48/>; [www.ps.bam.de/Fe/HTML](http://www.ps.bam.de/Fe/HTML)  
 Technische Information: <http://www.ps.bam.de>  
 Version 2.1, io=1,1, ColSpX=1

BAM-Registrierung: 20081001-Fg48/10L/L48g00NA.PS/.TXT  
 Anwendung für Beurteilung und Messung von Drucker- oder MonitORSsystemen

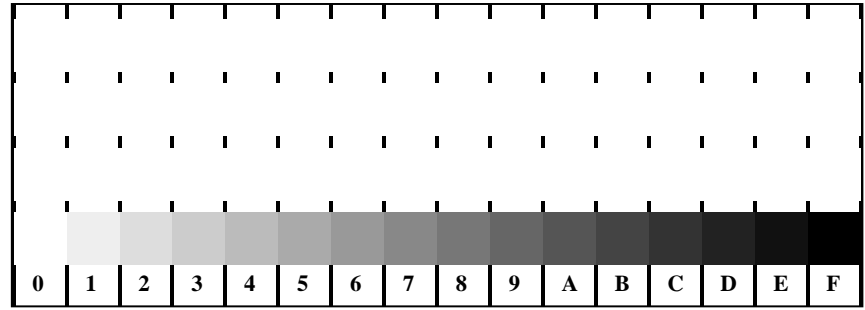
BAM-Material: Code=rh4ta



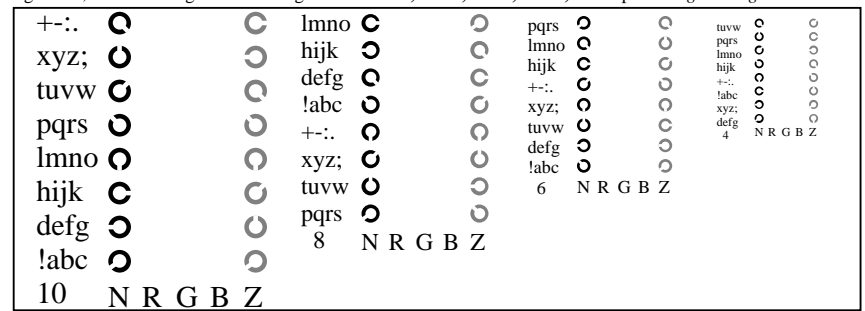


Siehe ähnliche Dateien: <http://www.ps.bam.de/Fg48/>; [www.ps.bam.de/Fe/HTM](http://www.ps.bam.de/Fe/HTM)  
 Technische Information: <http://www.ps.bam.de> Version 2.1, 10=1,1, ColSpX=1

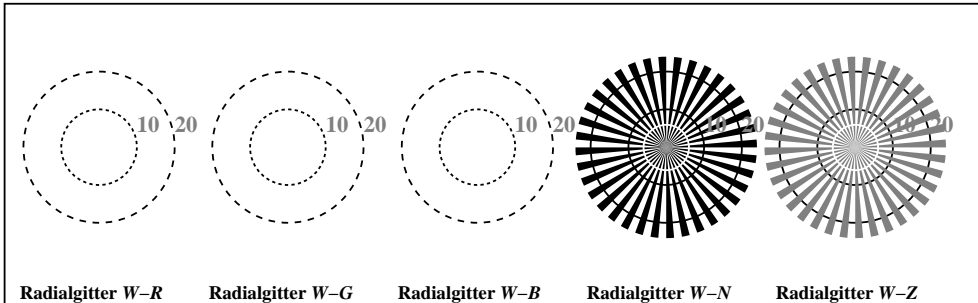
BAM-Registrierung: 20081001-Fg48/10L/L48g00NA.PS/.TXT BAM-Material: Code=rh4ta  
 Anwendung für Beurteilung und Messung von Drucker- oder MonitORSsystemen



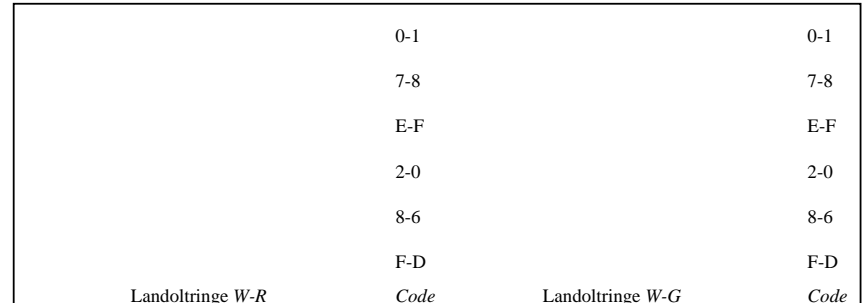
Fg481-1, Bild D4: 16 gleichabständige Stufen W-R, W-G, W-B, W-N; PS-Operator rgb\* setrgbcolor




Fg481-3, Bild D5: Schrift und Landoltringe N, R, G, B, Z; PS-Operator rgb\* setrgbcolor



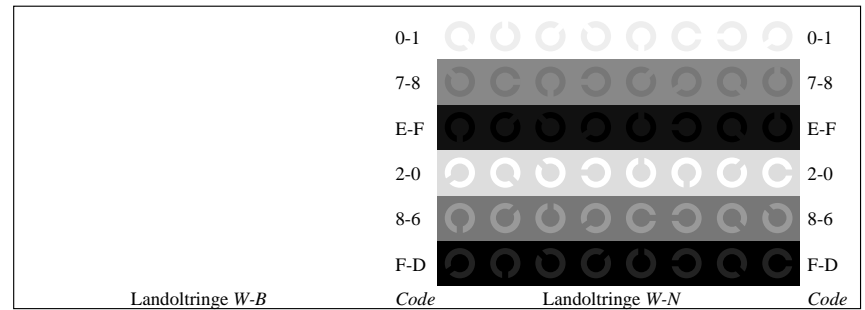
Fg481-5, Bild D2: Radialgitter W-R, W-G, W-B, W-N, W-Z; PS-Operator rgb\* setrgbcolor



Fg481-5, Bild D6: Landoltringe W-R, W-G; PS-Operator rgb\* setrgbcolor



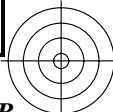
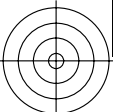
Fg480-7, Bild D3: 14 CIE-Prüffarben sowie 2 + 16 Graustufen; PS-Operator olv\* setrgbcolor




Fg481-7, Bild D7: Landoltringe W-B, W-N; PS-Operator rgb\* setrgbcolor

Fg48-8; Prüfelemente von ISO/IEC 15775, ISO/IEC TR 24705 Eingabe: rgb->rgb\* setrgbcolor  
 Fig. D1 bis D7 ähnlich Prüfvorlage 4, rgb\*-Interpretation Ausgabe: rgb\*->cmyn6\* setcmyk

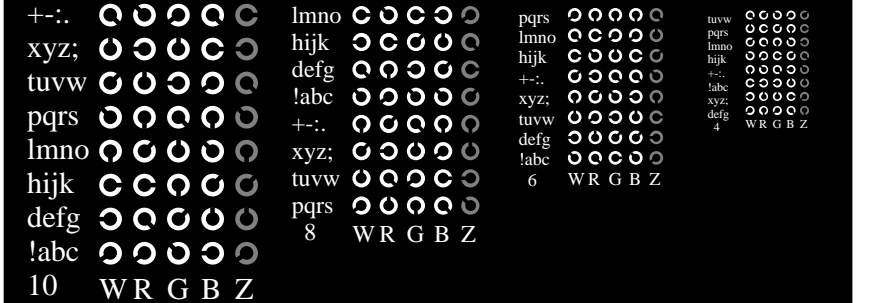




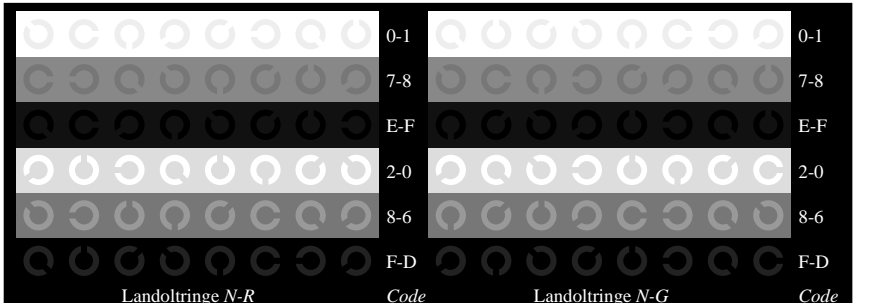
Siehe ähnliche Dateien: <http://www.ps.bam.de/Fg48/>; [www.ps.bam.de/Fe/HTML](http://www.ps.bam.de/Fe/HTML)  
 Technische Information: <http://www.ps.bam.de>  
 Version 2.1, io=1,1, ColSpX=1




Fg480-1, Bild D4N: 16 gleichabständige Stufen N-R, N-G, N-B, W-N; PS-Operator *rgb\* setrgbcolor*



Fg480-3, Bild D5N: Schrift und Landoltringe W, R, G, B, Z; PS-Operator *rgb\* setrgbcolor*



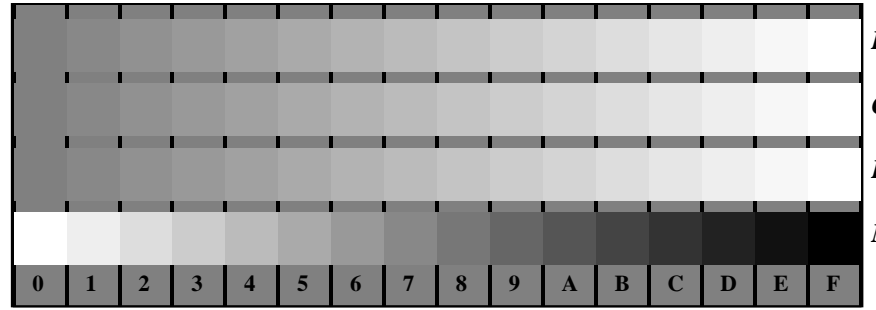
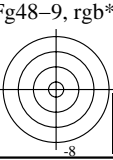
Fg480-5, Bild D6N: Landoltringe N-R, N-G; PS-Operator *rgb\* setrgbcolor*



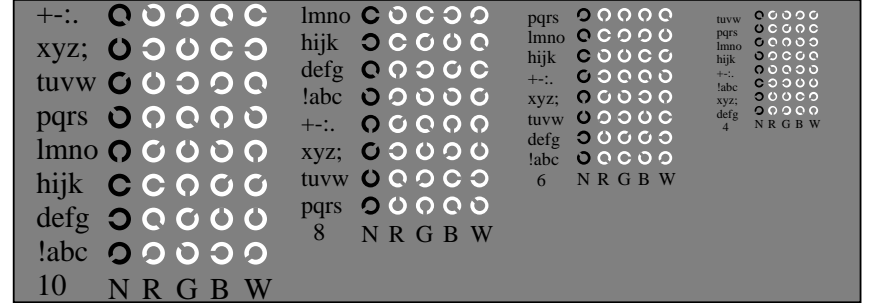
Fg480-7, Bild D7N: Landoltringe N-B, W-N; PS-Operator *rgb\* setrgbcolor*



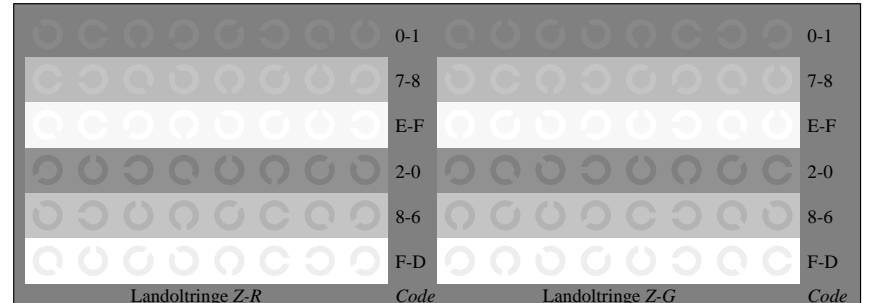
Fg48-9; Prüfelemente von ISO/IEC 15775, ISO/IEC TR 24705  
 Fig. D4 bis D7 ähnlich Prüfvorlage 4, *rgb\**-Interpretation




Fg481-1, Bild D4Z: 16 gleichabständige Stufen Z-R, Z-G, Z-B, W-N; PS-Operator *rgb\* setrgbcolor*



Fg481-3, Bild D5Z: Schrift und Landoltringe N, R, G, B, W; PS-Operator *rgb\* setrgbcolor*

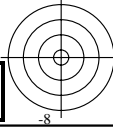


Fg481-5, Bild D6Z: Landoltringe Z-R, Z-G; PS-Operator *rgb\* setrgbcolor*



Fg481-7, Bild D7Z: Landoltringe Z-B, W-N; PS-Operator *rgb\* setrgbcolor*

Eingabe: *rgb*->*rgb\* setrgbcolor*  
 Ausgabe: *rgb\**->*cmyn6\* setcmyk*



BAM-Registrierung: 20081001-Fg48/10L/L48g00NA.PS/.TXT BAM-Material: Code=rh4ta  
 Anwendung für Beurteilung und Messung von Drucker- oder Monitorsystemen