

Ein und Ausgabe: Farbmetrisches Drucker-Reflektiv-System FRS12\_95a,  $L^*=20_{95}$  für relativen CIELAB-Bunton  $h^* = lab^*h^* = h_{ab}/360 = 0.755$   $u^*_e = b00r$

Daten für jede Farbe:

$lab^*tch^*$  und  $lab^*icu^*$

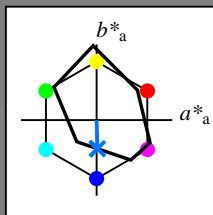
Buntontexte:

$u^*_e = b00r$   $u^*_d = c53v$

Kontrastreduzierungsfaktor:

$c_R = 0.9$

Dreiecks-Helligkeit  $t^*$



FRS12\_95a; adaptierte CIELAB-Daten

$u^*_e$	$L^*=L^*_a$	$a^*_a$	$b^*_a$	$C^*_{ab,a}$	$h^*_{ab,a}$
O <sub>Ma</sub>	43.8	53.91	39.75	66.98	36
Y <sub>Ma</sub>	87.58	-4.65	98.29	98.4	93
L <sub>Ma</sub>	51.95	-56.34	43.53	71.2	142
C <sub>Ma</sub>	59.62	-26.2	-28.62	38.8	228
V <sub>Ma</sub>	25.01	45.2	-52.8	69.51	311
M <sub>Ma</sub>	45.88	70.67	-29.93	76.75	337
N <sub>Ma</sub>	20.0	0.0	0.0	0.0	0
W <sub>Ma</sub>	95.0	0.0	0.0	0.0	0
R <sub>Ma</sub>	39.92	58.74	27.99	65.07	25
J <sub>Ma</sub>	81.26	-2.89	71.56	71.62	92
G <sub>Ma</sub>	52.23	-42.42	13.6	44.55	162
B <sub>Ma</sub>	30.57	1.41	-46.47	46.49	272

Daten für Maximalfarbe (Ma):

$LAB^*LAB^*_{Ma}$ : 46 1 -38

$LAB^*LCH^*_{Ma}$ : 46 38 271

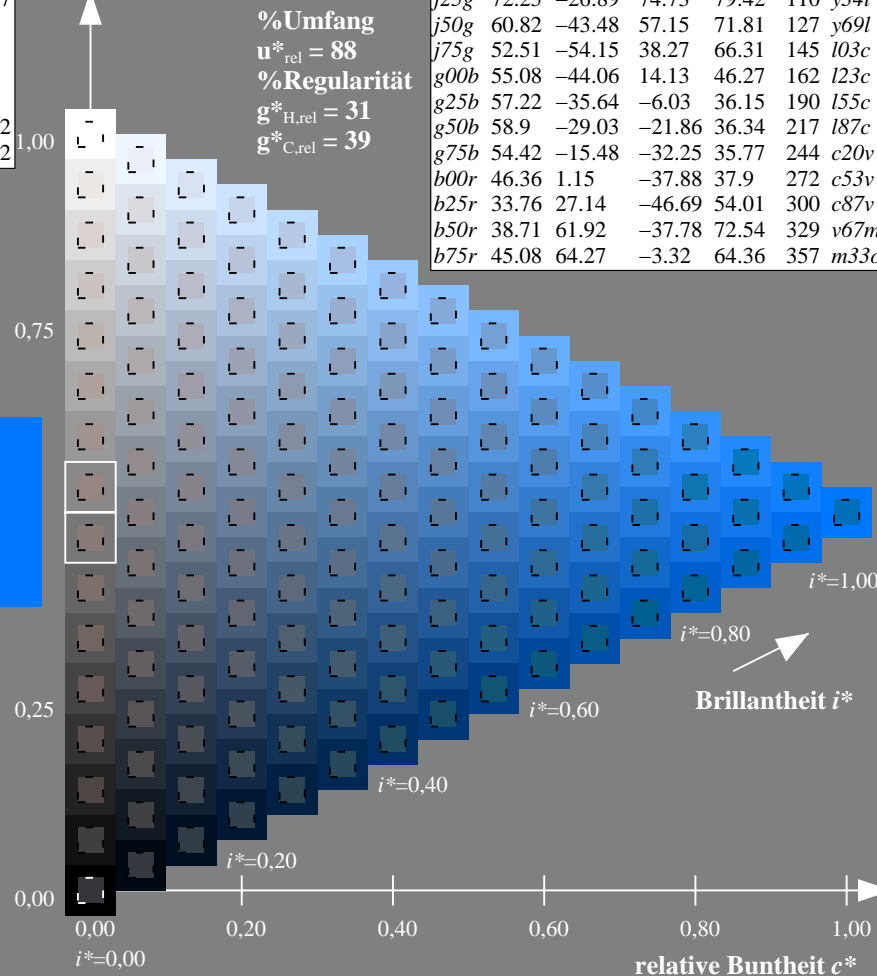
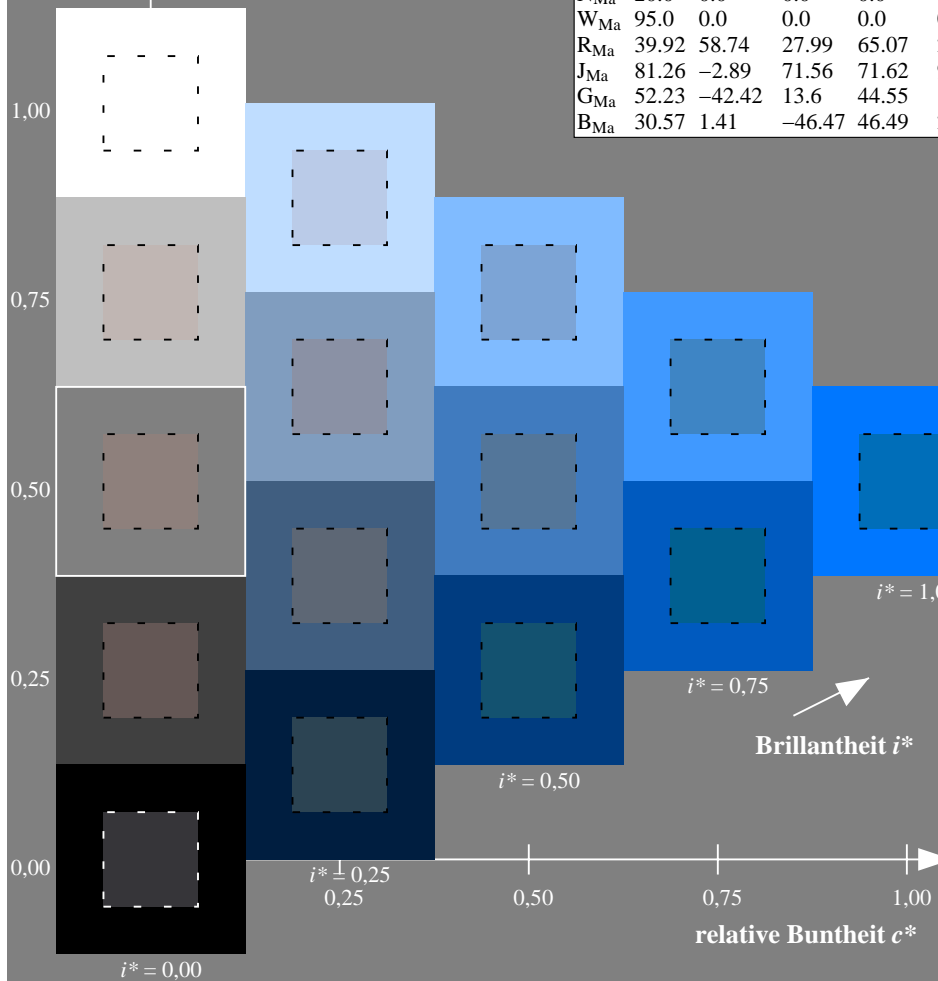
$lab^*rgb^*_{Ma}$ : 0.0 0.0 1.0

$lab^*olv^*_{Ma}$ : 0.0 0.47 1.0

Dreiecks-Helligkeit  $t^*$

FRS12\_95a; adaptierte CIELAB-Daten

$u^*_e$	$L^*=L^*_a$	$a^*_a$	$b^*_a$	$C^*_{ab,a}$	$h^*_{ab,a}$	$u^*_d$
r00j	44.18	56.95	27.14	63.08	25	m81o
r25j	47.38	49.13	44.53	66.31	42	o10y
r50j	57.76	35.24	58.41	68.22	59	o40y
r75j	69.81	19.13	74.52	76.94	76	o69y
j00g	87.06	-3.94	97.58	97.66	92	o98y
j25g	72.25	-26.89	74.73	79.42	110	y34l
j50g	60.82	-43.48	57.15	71.81	127	y69l
j75g	52.51	-54.15	38.27	66.31	145	l03c
g00b	55.08	-44.06	14.13	46.27	162	l23c
g25b	57.22	-35.64	-6.03	36.15	190	l55c
g50b	58.9	-29.03	-21.86	36.34	217	l87c
g75b	54.42	-15.48	-32.25	35.77	244	c20v
b00r	46.36	1.15	-37.88	37.9	272	c53v
b25r	33.76	27.14	-46.69	54.01	300	c87v
b50r	38.71	61.92	-37.78	72.54	329	v67m
b75r	45.08	64.27	-3.32	64.36	357	m33o



%Umfang  
 $u^*_{rel} = 88$   
 %Regularität  
 $g^*_{H,rel} = 31$   
 $g^*_{C,rel} = 39$

Ein und Ausgabe: Farbmetrisches Drucker-Reflektiv-System FRS12\_95a,  $L^*=20_{95}$  für relativen CIELAB-Bunton  $h^* = lab^*h^* = h_{ab}/360 = 0.755$   $u^*_e = b00r$

Daten für jede Farbe:

$lab^*tch^*$  und  $lab^*icu^*$

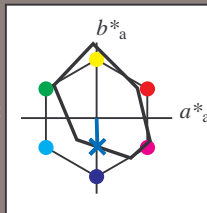
Buntontexte:

$u^*_e = b00r$   $u^*_d = c53v$

Kontrastreduzierungsfaktor:

$c_R = 0.9$

Dreiecks-Helligkeit  $t^*$



FRS12\_95a; adaptierte CIELAB-Daten

$u^*_e$	$L^*=L^*_a$	$a^*_a$	$b^*_a$	$C^*_{ab,a}$	$h^*_{ab,a}$
O <sub>Ma</sub>	43.8	53.91	39.75	66.98	36
Y <sub>Ma</sub>	87.58	-4.65	98.29	98.4	93
L <sub>Ma</sub>	51.95	-56.34	43.53	71.2	142
C <sub>Ma</sub>	59.62	-26.2	-28.62	38.8	228
V <sub>Ma</sub>	25.01	45.2	-52.8	69.51	311
M <sub>Ma</sub>	45.88	70.67	-29.93	76.75	337
N <sub>Ma</sub>	20.0	0.0	0.0	0.0	0
W <sub>Ma</sub>	95.0	0.0	0.0	0.0	0
R <sub>Ma</sub>	39.92	58.74	27.99	65.07	25
J <sub>Ma</sub>	81.26	-2.89	71.56	71.62	92
G <sub>Ma</sub>	52.23	-42.42	13.6	44.55	162
B <sub>Ma</sub>	30.57	1.41	-46.47	46.49	272

Daten für Maximalfarbe (Ma):

$LAB^*LAB^*_{Ma}$ : 46 1 -38

$LAB^*LCH^*_{Ma}$ : 46 38 271

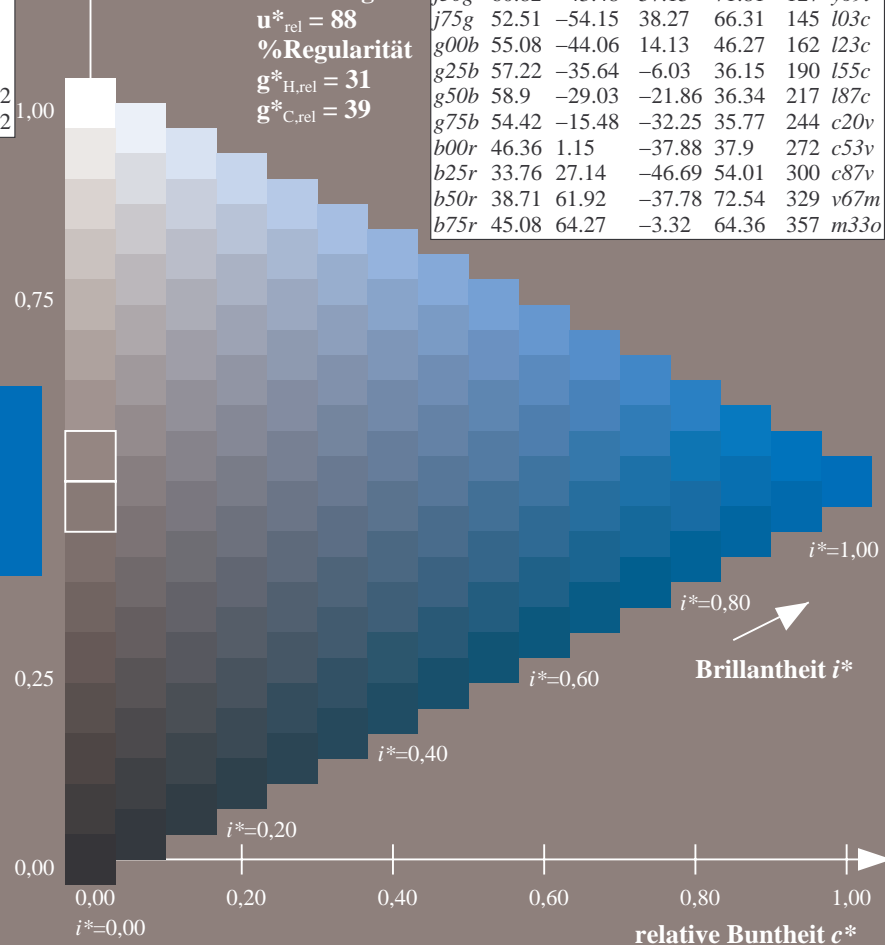
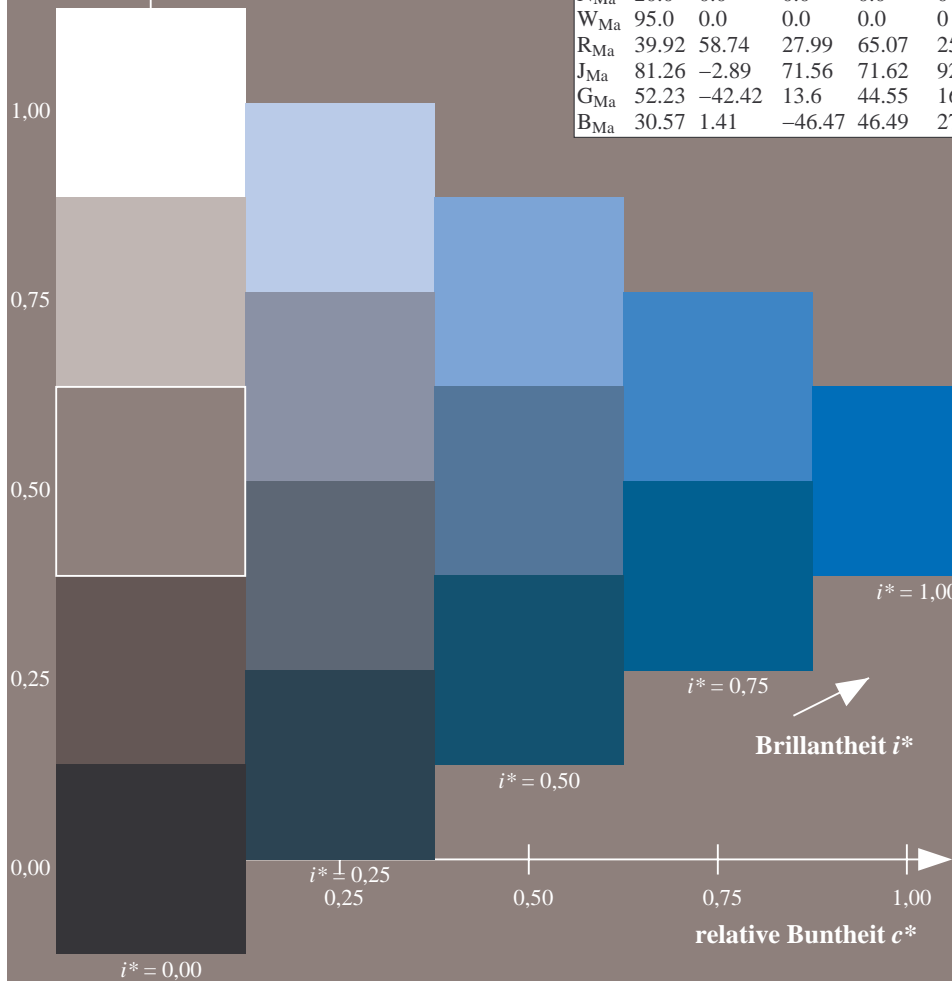
$lab^*rgb^*_{Ma}$ : 0.0 0.0 1.0

$lab^*olv^*_{Ma}$ : 0.0 0.47 1.0

Dreiecks-Helligkeit  $t^*$

FRS12\_95a; adaptierte CIELAB-Daten

$u^*_e$	$L^*=L^*_a$	$a^*_a$	$b^*_a$	$C^*_{ab,a}$	$h^*_{ab,a}$	$u^*_d$
r00j	44.18	56.95	27.14	63.08	25	m81o
r25j	47.38	49.13	44.53	66.31	42	o10y
r50j	57.76	35.24	58.41	68.22	59	o40y
r75j	69.81	19.13	74.52	76.94	76	o69y
j00g	87.06	-3.94	97.58	97.66	92	o98y
j25g	72.25	-26.89	74.73	79.42	110	y34l
j50g	60.82	-43.48	57.15	71.81	127	y69l
j75g	52.51	-54.15	38.27	66.31	145	l03c
g00b	55.08	-44.06	14.13	46.27	162	l23c
g25b	57.22	-35.64	-6.03	36.15	190	l55c
g50b	58.9	-29.03	-21.86	36.34	217	l87c
g75b	54.42	-15.48	-32.25	35.77	244	c20v
b00r	46.36	1.15	-37.88	37.9	272	c53v
b25r	33.76	27.14	-46.69	54.01	300	c87v
b50r	38.71	61.92	-37.78	72.54	329	v67m
b75r	45.08	64.27	-3.32	64.36	357	m33o



Ein und Ausgabe: Farbmetrisches Drucker-Reflektiv-System FRS12\_95a,  $L^*=20\_95$  für relativen CIELAB-Bunton  $h^* = lab^*h^* = h_{ab}/360 = 0.755$   $u^*_e = b00r$

Daten für jede Farbe:

$lab^*tch^*$  und  $lab^*icu^*$

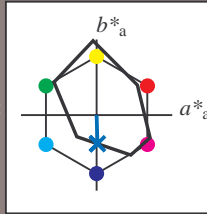
Buntontexte:

$u^*_e = b00r$   $u^*_d = c53v$

Kontrastreduzierungsfaktor:

$c_R = 0.9$

Dreiecks-Helligkeit  $t^*$



FRS12\_95a; adaptierte CIELAB-Daten

	$u^*_e$	$L^*=L^*_a$	$a^*_a$	$b^*_a$	$C^*_{ab,a}$	$h^*_{ab,a}$
O <sub>Ma</sub>	43.8	53.91	39.75	66.98	36	
Y <sub>Ma</sub>	87.58	-4.65	98.29	98.4	93	
L <sub>Ma</sub>	51.95	-56.34	43.53	71.2	142	
C <sub>Ma</sub>	59.62	-26.2	-28.62	38.8	228	
V <sub>Ma</sub>	25.01	45.2	-52.8	69.51	311	
M <sub>Ma</sub>	45.88	70.67	-29.93	76.75	337	
N <sub>Ma</sub>	20.0	0.0	0.0	0.0	0	
W <sub>Ma</sub>	95.0	0.0	0.0	0.0	0	
R <sub>Ma</sub>	39.92	58.74	27.99	65.07	25	
J <sub>Ma</sub>	81.26	-2.89	71.56	71.62	92	
G <sub>Ma</sub>	52.23	-42.42	13.6	44.55	162	
B <sub>Ma</sub>	30.57	1.41	-46.47	46.49	272	

Daten für Maximalfarbe (Ma):

$LAB^*LAB^*_{Ma}$ : 46 1 -38

$LAB^*LCH^*_{Ma}$ : 46 38 271

$lab^*rgb^*_{Ma}$ : 0.0 0.0 1.0

$lab^*olv^*_{Ma}$ : 0.0 0.47 1.0

Dreiecks-Helligkeit  $t^*$

%Umfang

$u^*_{rel} = 88$

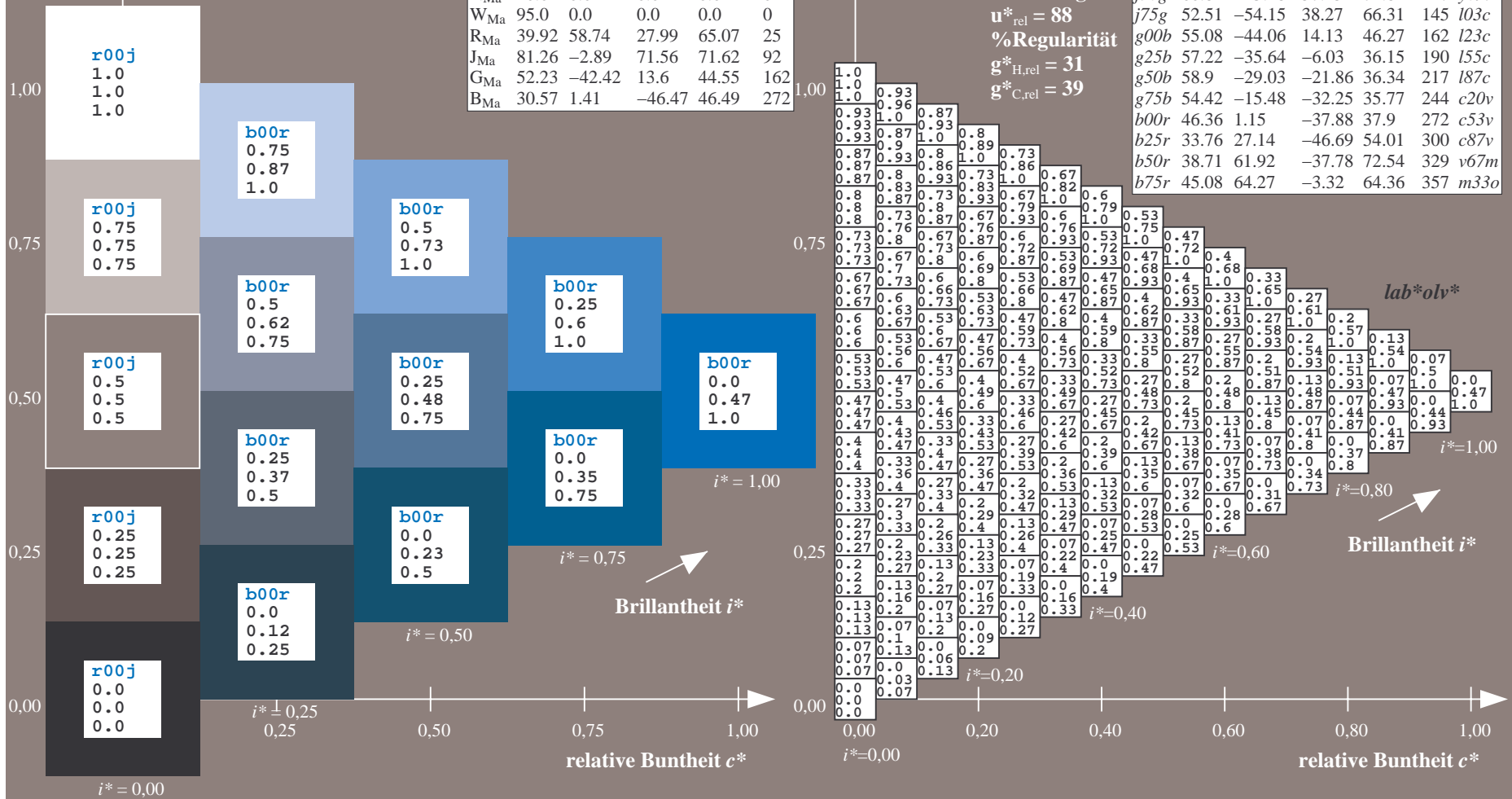
%Regularität

$g^*_{H,rel} = 31$

$g^*_{C,rel} = 39$

FRS12\_95a; adaptierte CIELAB-Daten

	$u^*_e$	$L^*=L^*_a$	$a^*_a$	$b^*_a$	$C^*_{ab,a}$	$h^*_{ab,a}$	$u^*_d$
r00j	44.18	56.95	27.14	63.08	25	m81o	
r25j	47.38	49.13	44.53	66.31	42	o10y	
r50j	57.76	35.24	58.41	68.22	59	o40y	
r75j	69.81	19.13	74.52	76.94	76	o69y	
j00g	87.06	-3.94	97.58	97.66	92	o98y	
j25g	72.25	-26.89	74.73	79.42	110	y34l	
j50g	60.82	-43.48	57.15	71.81	127	y69l	
j75g	52.51	-54.15	38.27	66.31	145	l03c	
g00b	55.08	-44.06	14.13	46.27	162	l23c	
g25b	57.22	-35.64	-6.03	36.15	190	l55c	
g50b	58.9	-29.03	-21.86	36.34	217	l87c	
g75b	54.42	-15.48	-32.25	35.77	244	c20v	
b00r	46.36	1.15	-37.88	37.9	272	c53v	
b25r	33.76	27.14	-46.69	54.01	300	c87v	
b50r	38.71	61.92	-37.78	72.54	329	v67m	
b75r	45.08	64.27	-3.32	64.36	357	m33o	



Ein und Ausgabe: Farbmatisches Drucker-Reflektiv-System FRS12\_95a,  $L^*=20_{95}$  für relativen CIELAB-Bunton  $h^* = lab^*h^* = h_{ab}/360 = 0.755$   $u^*_e = b00r$

Daten für jede Farbe:

$lab^*ch^*$  und  $lab^*icu^*$

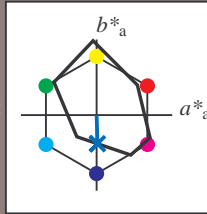
Buntontexte:

$u^*_e = b00r$   $u^*_d = c53v$

Kontrastreduzierungsfaktor:

$c_R = 0.9$

Dreiecks-Helligkeit  $t^*$



FRS12\_95a; adaptierte CIELAB-Daten

	$u^*_e$	$L^*=L^*_a$	$a^*_a$	$b^*_a$	$C^*_{ab,a}$	$h^*_{ab,a}$
O <sub>Ma</sub>	43.8	53.91	39.75	66.98	36	
Y <sub>Ma</sub>	87.58	-4.65	98.29	98.4	93	
L <sub>Ma</sub>	51.95	-56.34	43.53	71.2	142	
C <sub>Ma</sub>	59.62	-26.2	-28.62	38.8	228	
V <sub>Ma</sub>	25.01	45.2	-52.8	69.51	311	
M <sub>Ma</sub>	45.88	70.67	-29.93	76.75	337	
N <sub>Ma</sub>	20.0	0.0	0.0	0.0	0	
W <sub>Ma</sub>	95.0	0.0	0.0	0.0	0	
R <sub>Ma</sub>	39.92	58.74	27.99	65.07	25	
J <sub>Ma</sub>	81.26	-2.89	71.56	71.62	92	
G <sub>Ma</sub>	52.23	-42.42	13.6	44.55	162	
B <sub>Ma</sub>	30.57	1.41	-46.47	46.49	272	

Daten für Maximalfarbe (Ma):

$LAB^*LAB^*_{Ma}$ : 46 1 -38

$LAB^*LCH^*_{Ma}$ : 46 38 271

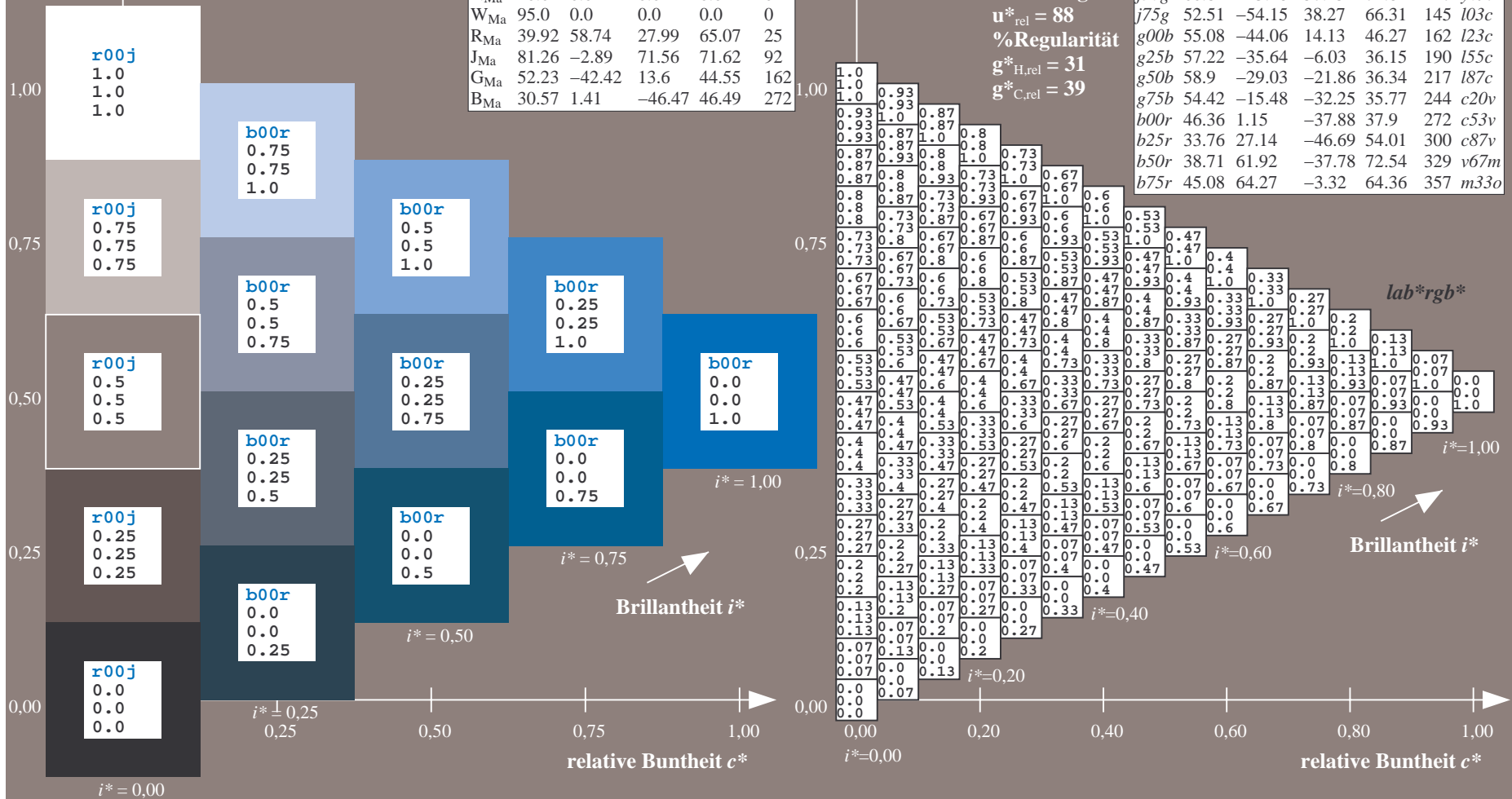
$lab^*rgb^*_{Ma}$ : 0.0 0.0 1.0

$lab^*olv^*_{Ma}$ : 0.0 0.47 1.0

Dreiecks-Helligkeit  $t^*$

FRS12\_95a; adaptierte CIELAB-Daten

	$u^*_e$	$L^*=L^*_a$	$a^*_a$	$b^*_a$	$C^*_{ab,a}$	$h^*_{ab,a}$	$u^*_d$
r00j	44.18	56.95	27.14	63.08	25	m81o	
r25j	47.38	49.13	44.53	66.31	42	o10y	
r50j	57.76	35.24	58.41	68.22	59	o40y	
r75j	69.81	19.13	74.52	76.94	76	o69y	
j00g	87.06	-3.94	97.58	97.66	92	o98y	
j25g	72.25	-26.89	74.73	79.42	110	y34l	
j50g	60.82	-43.48	57.15	71.81	127	y69l	
j75g	52.51	-54.15	38.27	66.31	145	l03c	
g00b	55.08	-44.06	14.13	46.27	162	l23c	
g25b	57.22	-35.64	-6.03	36.15	190	l55c	
g50b	58.9	-29.03	-21.86	36.34	217	l87c	
g75b	54.42	-15.48	-32.25	35.77	244	c20v	
b00r	46.36	1.15	-37.88	37.9	272	c53v	
b25r	33.76	27.14	-46.69	54.01	300	c87v	
b50r	38.71	61.92	-37.78	72.54	329	v67m	
b75r	45.08	64.27	-3.32	64.36	357	m33o	



Ein und Ausgabe: Farbmatisches Drucker-Reflektiv-System FRS12\_95a,  $L^*=20_{95}$  für relativen CIELAB-Bunton  $h^* = lab^*h^* = h_{ab}/360 = 0.755$   $u^*_e = b00r$

Daten für jede Farbe:

$lab^*tch^*$  und  $lab^*icu^*$

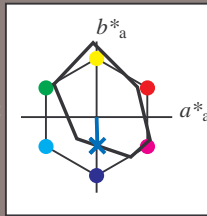
Buntontexte:

$u^*_e = b00r$   $u^*_d = c53v$

Kontrastreduzierungsfaktor:

$c_R = 0.9$

Dreiecks-Helligkeit  $t^*$



FRS12\_95a; adaptierte CIELAB-Daten

	$u^*_e$	$L^*=L^*_a$	$a^*_a$	$b^*_a$	$C^*_{ab,a}$	$h^*_{ab,a}$
O <sub>Ma</sub>	43.8	53.91	39.75	66.98	36	
Y <sub>Ma</sub>	87.58	-4.65	98.29	98.4	93	
L <sub>Ma</sub>	51.95	-56.34	43.53	71.2	142	
C <sub>Ma</sub>	59.62	-26.2	-28.62	38.8	228	
V <sub>Ma</sub>	25.01	45.2	-52.8	69.51	311	
M <sub>Ma</sub>	45.88	70.67	-29.93	76.75	337	
N <sub>Ma</sub>	20.0	0.0	0.0	0.0	0	
W <sub>Ma</sub>	95.0	0.0	0.0	0.0	0	
R <sub>Ma</sub>	39.92	58.74	27.99	65.07	25	
J <sub>Ma</sub>	81.26	-2.89	71.56	71.62	92	
G <sub>Ma</sub>	52.23	-42.42	13.6	44.55	162	
B <sub>Ma</sub>	30.57	1.41	-46.47	46.49	272	

Daten für Maximalfarbe (Ma):

$LAB^*LAB^*_{Ma}$ : 46 1 -38

$LAB^*LCH^*_{Ma}$ : 46 38 271

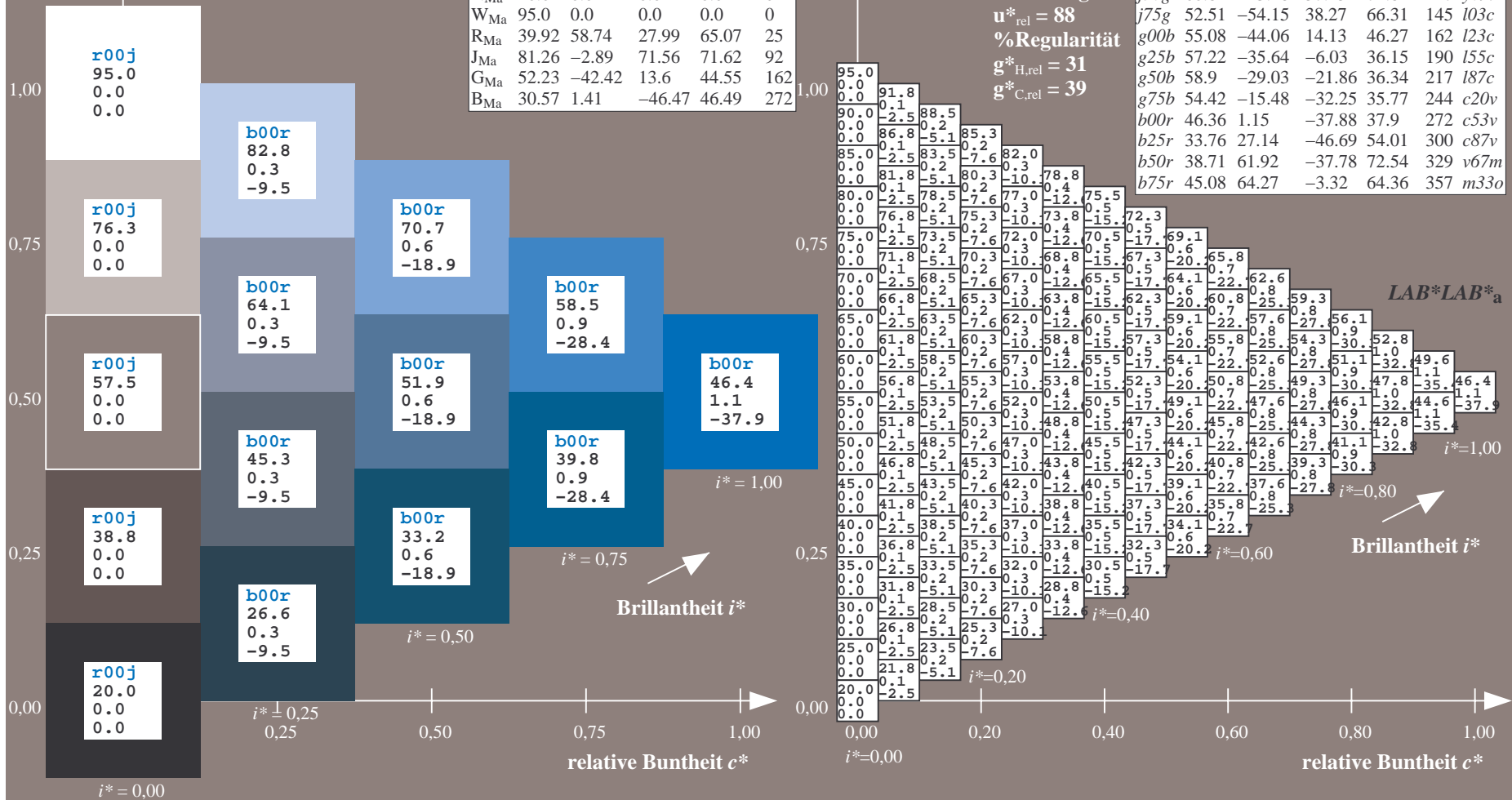
$lab^*rgb^*_{Ma}$ : 0.0 0.0 1.0

$lab^*olv^*_{Ma}$ : 0.0 0.47 1.0

Dreiecks-Helligkeit  $t^*$

FRS12\_95a; adaptierte CIELAB-Daten

	$u^*_e$	$L^*=L^*_a$	$a^*_a$	$b^*_a$	$C^*_{ab,a}$	$h^*_{ab,a}$	$u^*_d$
r00j	44.18	56.95	27.14	63.08	25	m81o	
r25j	47.38	49.13	44.53	66.31	42	o10y	
r50j	57.76	35.24	58.41	68.22	59	o40y	
r75j	69.81	19.13	74.52	76.94	76	o69y	
j00g	87.06	-3.94	97.58	97.66	92	o98y	
j25g	72.25	-26.89	74.73	79.42	110	y34l	
j50g	60.82	-43.48	57.15	71.81	127	y69l	
j75g	52.51	-54.15	38.27	66.31	145	l03c	
g00b	55.08	-44.06	14.13	46.27	162	l23c	
g25b	57.22	-35.64	-6.03	36.15	190	l55c	
g50b	58.9	-29.03	-21.86	36.34	217	l87c	
g75b	54.42	-15.48	-32.25	35.77	244	c20v	
b00r	46.36	1.15	-37.88	37.9	272	c53v	
b25r	33.76	27.14	-46.69	54.01	300	c87v	
b50r	38.71	61.92	-37.78	72.54	329	v67m	
b75r	45.08	64.27	-3.32	64.36	357	m33o	



Ein und Ausgabe: Farbmatisches Drucker-Reflektiv-System FRS12\_95a,  $L^*=20_{95}$  für relativen CIELAB-Bunton  $h^* = lab^*h^* = h_{ab}/360 = 0.755$   $u^*_e = b00r$

Daten für jede Farbe:

$lab^*tch^*$  und  $lab^*icu^*$

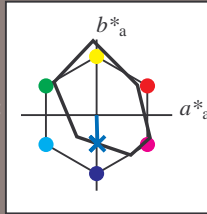
Buntontexte:

$u^*_e = b00r$   $u^*_d = c53v$

Kontrastreduzierungsfaktor:

$c_R = 0.9$

Dreiecks-Helligkeit  $t^*$



FRS12\_95a; adaptierte CIELAB-Daten

	$u^*_e$	$L^*=L^*_a$	$a^*_a$	$b^*_a$	$C^*_{ab,a}$	$h^*_{ab,a}$
O <sub>Ma</sub>	43.8	53.91	39.75	66.98	36	
Y <sub>Ma</sub>	87.58	-4.65	98.29	98.4	93	
L <sub>Ma</sub>	51.95	-56.34	43.53	71.2	142	
C <sub>Ma</sub>	59.62	-26.2	-28.62	38.8	228	
V <sub>Ma</sub>	25.01	45.2	-52.8	69.51	311	
M <sub>Ma</sub>	45.88	70.67	-29.93	76.75	337	
N <sub>Ma</sub>	20.0	0.0	0.0	0.0	0	
W <sub>Ma</sub>	95.0	0.0	0.0	0.0	0	
R <sub>Ma</sub>	39.92	58.74	27.99	65.07	25	
J <sub>Ma</sub>	81.26	-2.89	71.56	71.62	92	
G <sub>Ma</sub>	52.23	-42.42	13.6	44.55	162	
B <sub>Ma</sub>	30.57	1.41	-46.47	46.49	272	

Daten für Maximalfarbe (Ma):

$LAB^*LAB^*_Ma: 46 1 -38$

$LAB^*LCH^*_Ma: 46 38 271$

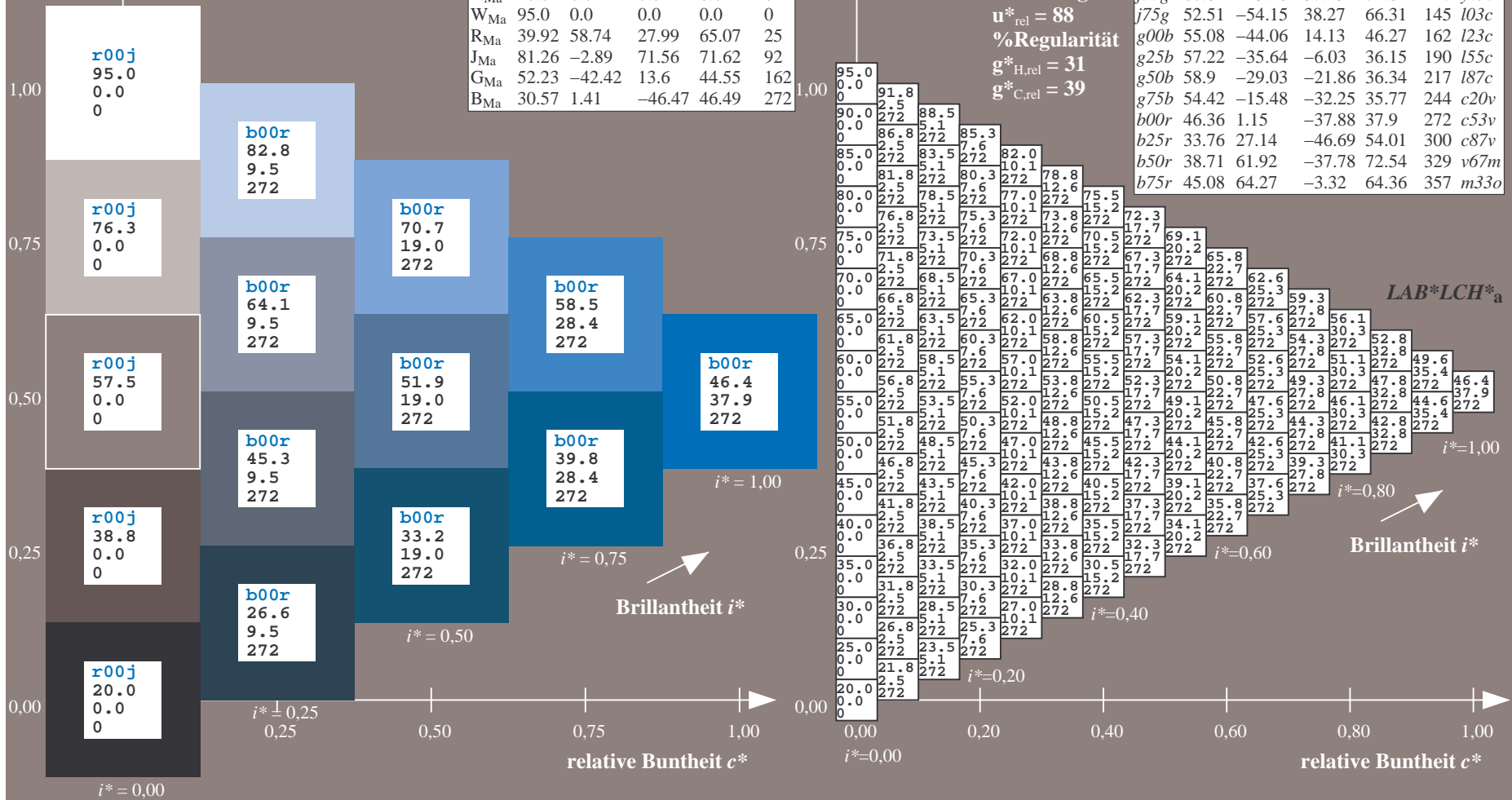
$lab^*rgb^*_Ma: 0.0 0.0 1.0$

$lab^*olv^*_Ma: 0.0 0.47 1.0$

Dreiecks-Helligkeit  $t^*$

FRS12\_95a; adaptierte CIELAB-Daten

	$u^*_e$	$L^*=L^*_a$	$a^*_a$	$b^*_a$	$C^*_{ab,a}$	$h^*_{ab,a}$	$u^*_d$
r00j	44.18	56.95	27.14	63.08	25	m81o	
r25j	47.38	49.13	44.53	66.31	42	o10y	
r50j	57.76	35.24	58.41	68.22	59	o40y	
r75j	69.81	19.13	74.52	76.94	76	o69y	
j00g	87.06	-3.94	97.58	97.66	92	o98y	
j25g	72.25	-26.89	74.73	79.42	110	y34l	
j50g	60.82	-43.48	57.15	71.81	127	y69l	
j75g	52.51	-54.15	38.27	66.31	145	i03c	
g00b	55.08	-44.06	14.13	46.27	162	i23c	
g25b	57.22	-35.64	-6.03	36.15	190	i55c	
g50b	58.9	-29.03	-21.86	36.34	217	i87c	
g75b	54.42	-15.48	-32.25	35.77	244	c20v	
b00r	46.36	1.15	-37.88	37.9	272	c53v	
b25r	33.76	27.14	-46.69	54.01	300	c87v	
b50r	38.71	61.92	-37.78	72.54	329	v67m	
b75r	45.08	64.27	-3.32	64.36	357	m33o	



Fg730-7A, Seite 104/198

Ein und Ausgabe: Farbmatisches Drucker-Reflektiv-System FRS12\_95a,  $L^*=20_{95}$  für relativen CIELAB-Bunton  $h^* = lab^*h^* = h_{ab}/360 = 0.755$   $u^*_e = b00r$

Daten für jede Farbe:

$lab^*tch^*$  und  $lab^*icu^*$

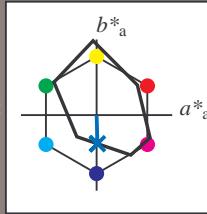
Buntontexte:

$u^*_e = b00r$   $u^*_d = c53v$

Kontrastreduzierungsfaktor:

$c_R = 0.9$

Dreiecks-Helligkeit  $t^*$



FRS12\_95a; adaptierte CIELAB-Daten

	$u^*_e$	$L^*=L^*_a$	$a^*_a$	$b^*_a$	$C^*_{ab,a}$	$h^*_{ab,a}$
O <sub>Ma</sub>	43.8	53.91	39.75	66.98	36	
Y <sub>Ma</sub>	87.58	-4.65	98.29	98.4	93	
L <sub>Ma</sub>	51.95	-56.34	43.53	71.2	142	
C <sub>Ma</sub>	59.62	-26.2	-28.62	38.8	228	
V <sub>Ma</sub>	25.01	45.2	-52.8	69.51	311	
M <sub>Ma</sub>	45.88	70.67	-29.93	76.75	337	
N <sub>Ma</sub>	20.0	0.0	0.0	0.0	0	
W <sub>Ma</sub>	95.0	0.0	0.0	0.0	0	
R <sub>Ma</sub>	39.92	58.74	27.99	65.07	25	
J <sub>Ma</sub>	81.26	-2.89	71.56	71.62	92	
G <sub>Ma</sub>	52.23	-42.42	13.6	44.55	162	
B <sub>Ma</sub>	30.57	1.41	-46.47	46.49	272	

Daten für Maximalfarbe (Ma):

$LAB^*LAB^*_{Ma}$ : 46 1 -38

$LAB^*LCH^*_{Ma}$ : 46 38 271

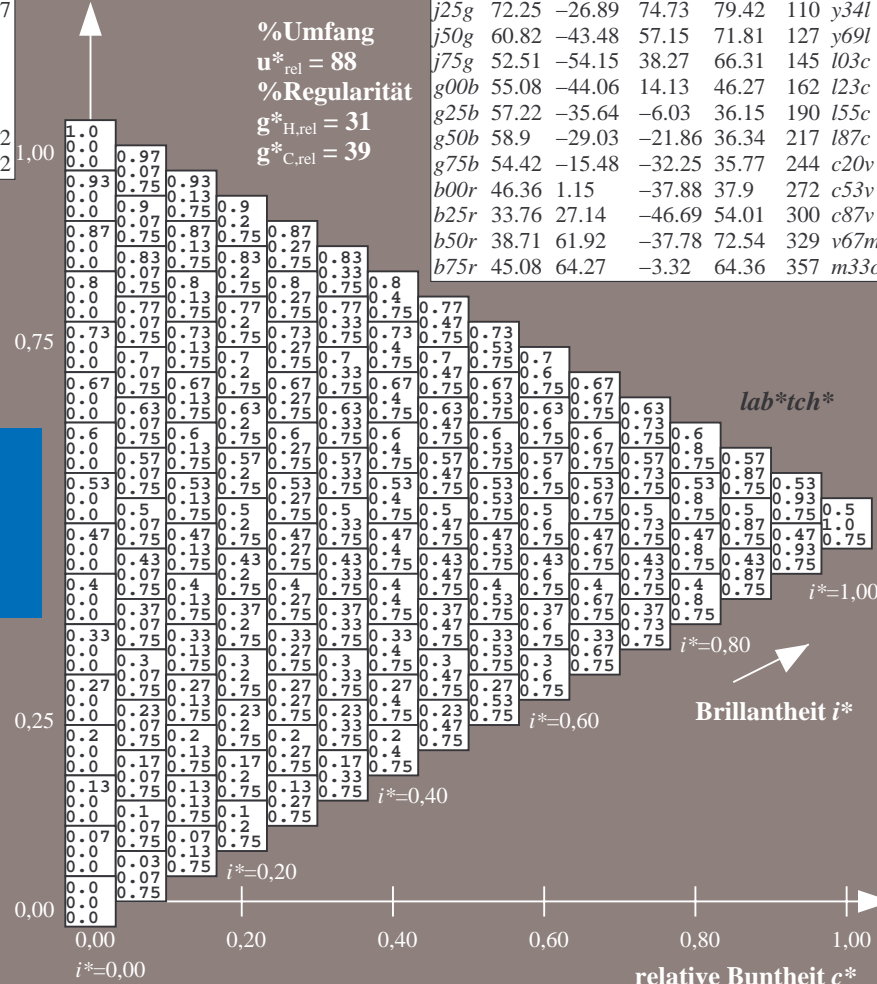
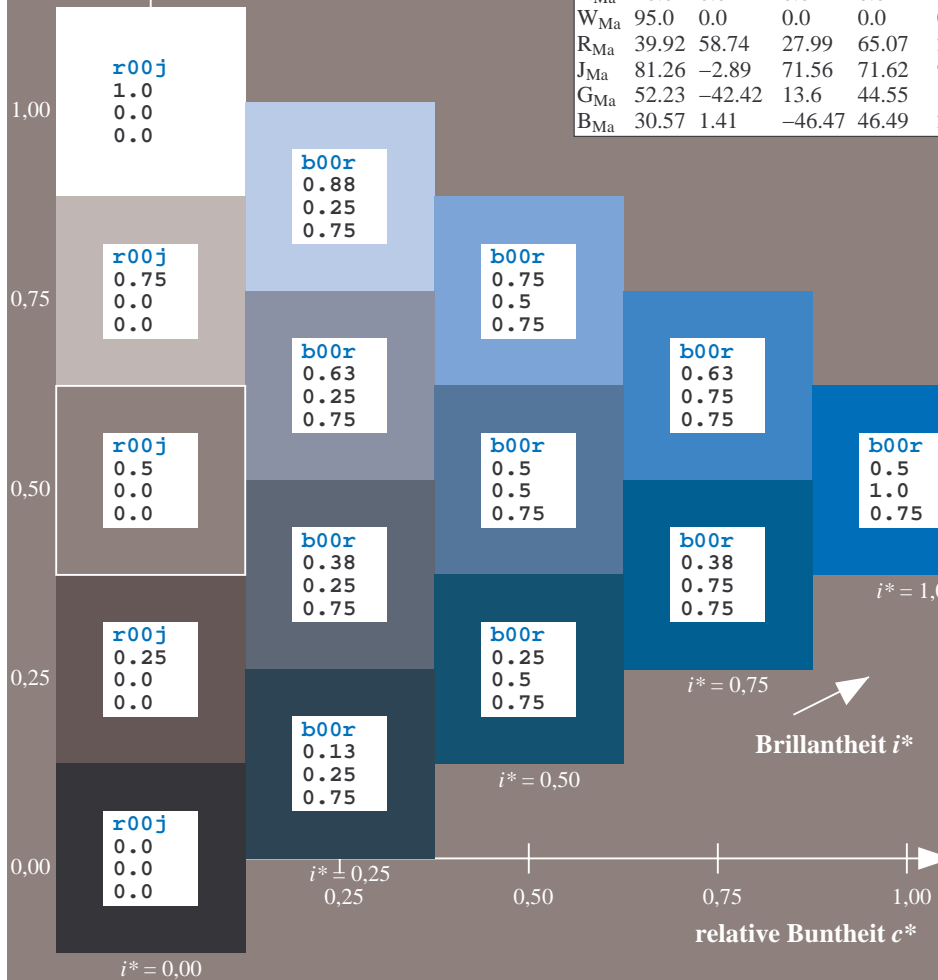
$lab^*rgb^*_{Ma}$ : 0.0 0.0 1.0

$lab^*olv^*_{Ma}$ : 0.0 0.47 1.0

Dreiecks-Helligkeit  $t^*$

FRS12\_95a; adaptierte CIELAB-Daten

	$u^*_e$	$L^*=L^*_a$	$a^*_a$	$b^*_a$	$C^*_{ab,a}$	$h^*_{ab,a}$	$u^*_d$
r00j	44.18	56.95	27.14	63.08	25	m81o	
r25j	47.38	49.13	44.53	66.31	42	o10y	
r50j	57.76	35.24	58.41	68.22	59	o40y	
r75j	69.81	19.13	74.52	76.94	76	o69y	
j00g	87.06	-3.94	97.58	97.66	92	o98y	
j25g	72.25	-26.89	74.73	79.42	110	y34l	
j50g	60.82	-43.48	57.15	71.81	127	y69l	
j75g	52.51	-54.15	38.27	66.31	145	l03c	
g00b	55.08	-44.06	14.13	46.27	162	l23c	
g25b	57.22	-35.64	-6.03	36.15	190	l55c	
g50b	58.9	-29.03	-21.86	36.34	217	l87c	
g75b	54.42	-15.48	-32.25	35.77	244	c20v	
b00r	46.36	1.15	-37.88	37.9	272	c53v	
b25r	33.76	27.14	-46.69	54.01	300	c87v	
b50r	38.71	61.92	-37.78	72.54	329	v67m	
b75r	45.08	64.27	-3.32	64.36	357	m33o	



%Umfang  
 $u^*_{rel} = 88$   
%Regularität  
 $g^*_{H,rel} = 31$   
 $g^*_{C,rel} = 39$

$lab^*tch^*$

Brillantheit  $i^*$

$i^*=1,00$

$i^*=0,80$

$i^*=0,60$

$i^*=0,40$

$i^*=0,20$

$i^*=0,00$

Ein und Ausgabe: Farbmatisches Drucker-Reflektiv-System FRS12\_95a,  $L^*=20_{95}$  für relativen CIELAB-Bunton  $h^* = lab^*h^* = h_{ab}/360 = 0.755$   $u^*_e = b00r$

Daten für jede Farbe:

$lab^*ch^*$  und  $lab^*icu^*$

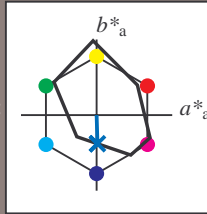
Buntontexte:

$u^*_e = b00r$   $u^*_d = c53v$

Kontrastreduzierungsfaktor:

$c_R = 0.9$

Dreiecks-Helligkeit  $t^*$



FRS12\_95a; adaptierte CIELAB-Daten

$u^*_e$	$L^*=L^*_a$	$a^*_a$	$b^*_a$	$C^*_{ab,a}$	$h^*_{ab,a}$
O <sub>Ma</sub>	43.8	53.91	39.75	66.98	36
Y <sub>Ma</sub>	87.58	-4.65	98.29	98.4	93
L <sub>Ma</sub>	51.95	-56.34	43.53	71.2	142
C <sub>Ma</sub>	59.62	-26.2	-28.62	38.8	228
V <sub>Ma</sub>	25.01	45.2	-52.8	69.51	311
M <sub>Ma</sub>	45.88	70.67	-29.93	76.75	337
N <sub>Ma</sub>	20.0	0.0	0.0	0.0	0
W <sub>Ma</sub>	95.0	0.0	0.0	0.0	0
R <sub>Ma</sub>	39.92	58.74	27.99	65.07	25
J <sub>Ma</sub>	81.26	-2.89	71.56	71.62	92
G <sub>Ma</sub>	52.23	-42.42	13.6	44.55	162
B <sub>Ma</sub>	30.57	1.41	-46.47	46.49	272

Daten für Maximalfarbe (Ma):

$LAB^*LAB^*_{Ma}$ : 46 1 -38

$LAB^*LCH^*_{Ma}$ : 46 38 271

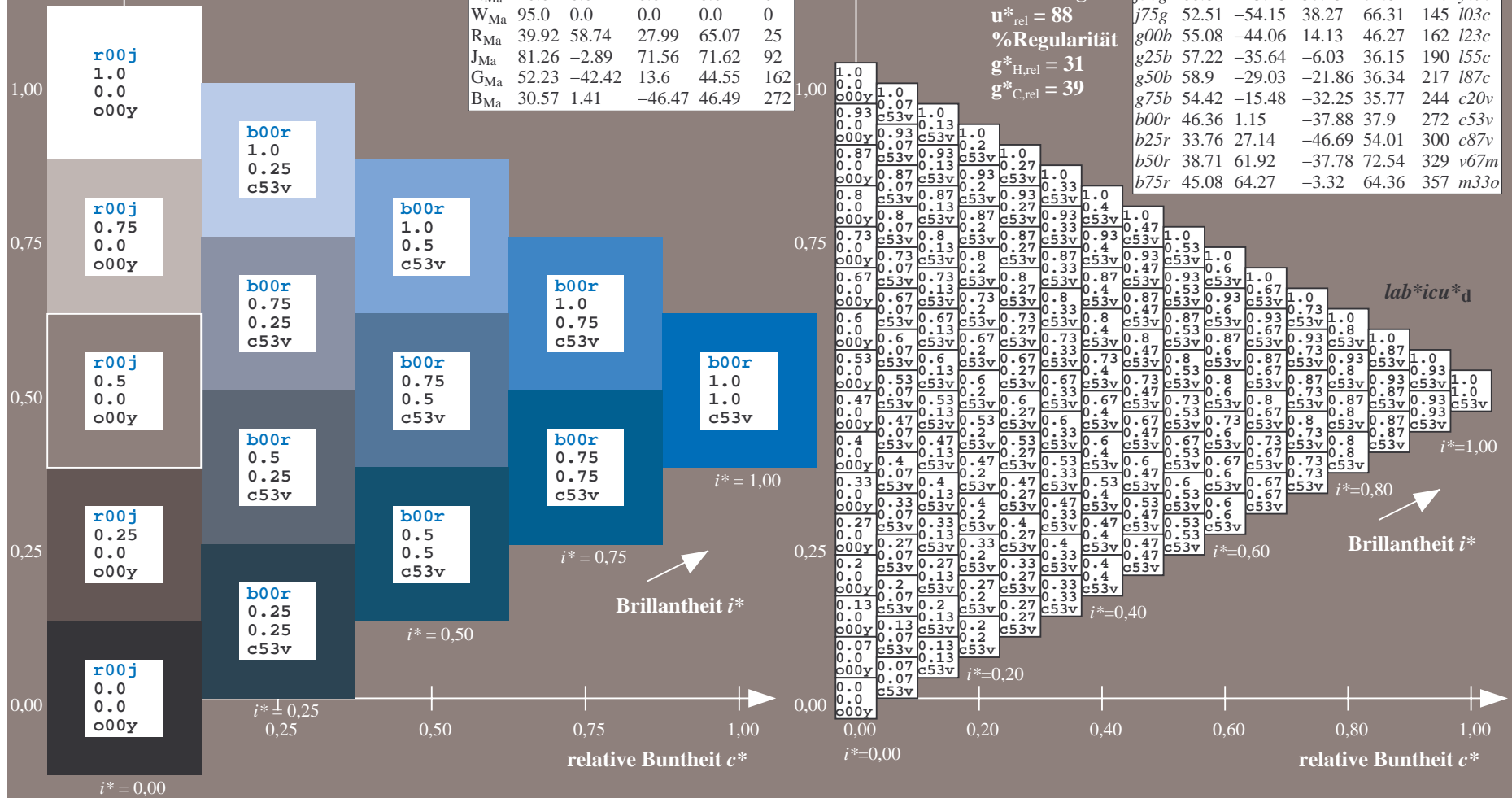
$lab^*rgb^*_{Ma}$ : 0.0 0.0 1.0

$lab^*olv^*_{Ma}$ : 0.0 0.47 1.0

Dreiecks-Helligkeit  $t^*$

FRS12\_95a; adaptierte CIELAB-Daten

$u^*_e$	$L^*=L^*_a$	$a^*_a$	$b^*_a$	$C^*_{ab,a}$	$h^*_{ab,a}$	$u^*_d$
r00j	44.18	56.95	27.14	63.08	25	m81o
r25j	47.38	49.13	44.53	66.31	42	o10y
r50j	57.76	35.24	58.41	68.22	59	o40y
r75j	69.81	19.13	74.52	76.94	76	o69y
j00g	87.06	-3.94	97.58	97.66	92	o98y
j25g	72.25	-26.89	74.73	79.42	110	y34l
j50g	60.82	-43.48	57.15	71.81	127	y69l
j75g	52.51	-54.15	38.27	66.31	145	l03c
g00b	55.08	-44.06	14.13	46.27	162	l23c
g25b	57.22	-35.64	-6.03	36.15	190	l55c
g50b	58.9	-29.03	-21.86	36.34	217	l87c
g75b	54.42	-15.48	-32.25	35.77	244	c20v
b00r	46.36	1.15	-37.88	37.9	272	c53v
b25r	33.76	27.14	-46.69	54.01	300	c87v
b50r	38.71	61.92	-37.78	72.54	329	v67m
b75r	45.08	64.27	-3.32	64.36	357	m33o





Ein und Ausgabe: Farbmatisches Drucker-Reflektiv-System FRS12\_95a, L\*=20\_95 für relativen CIELAB-Bunton  $h^* = lab^*h^* = h_{ab}/360 = 0.755$   $u^*_e = b00r$

Daten für jede Farbe:

$lab^*ch^*$  und  $lab^*icu^*$

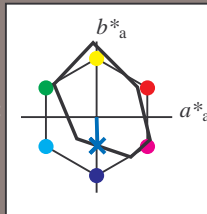
Buntontexte:

$u^*_e = b00r$   $u^*_d = c53v$

Kontrastreduzierungsfaktor:

$c_R = 0.9$

Dreiecks-Helligkeit  $t^*$



FRS12\_95; CIELAB-Daten

	$u^*_e$	$L^*=L^*$	$a^*$	$b^*$	$C^*_{ab}$	$h^*_{ab}$
O <sub>M</sub>	43.8	54.41	32.95	63.61	31	
Y <sub>M</sub>	87.58	-4.04	90.02	90.11	93	
L <sub>M</sub>	51.95	-55.83	36.46	66.68	147	
C <sub>M</sub>	59.62	-25.67	-35.94	44.17	234	
V <sub>M</sub>	25.01	45.64	-58.96	74.57	308	
M <sub>M</sub>	45.88	71.17	-36.79	80.12	333	
N <sub>M</sub>	20.0	0.43	-5.99	6.01	274	
W <sub>M</sub>	95.0	0.62	-8.52	8.54	274	
R <sub>M</sub>	39.92	58.74	27.99	65.07	25	
J <sub>M</sub>	81.26	-2.89	71.56	71.62	92	
G <sub>M</sub>	52.23	-42.42	13.6	44.55	162	
B <sub>M</sub>	30.57	1.41	-46.47	46.49	272	

Daten für Maximalfarbe (Ma):

$LAB^*LAB^*_{Ma}: 46\ 1\ -38$

$LAB^*LCH^*_{Ma}: 46\ 38\ 271$

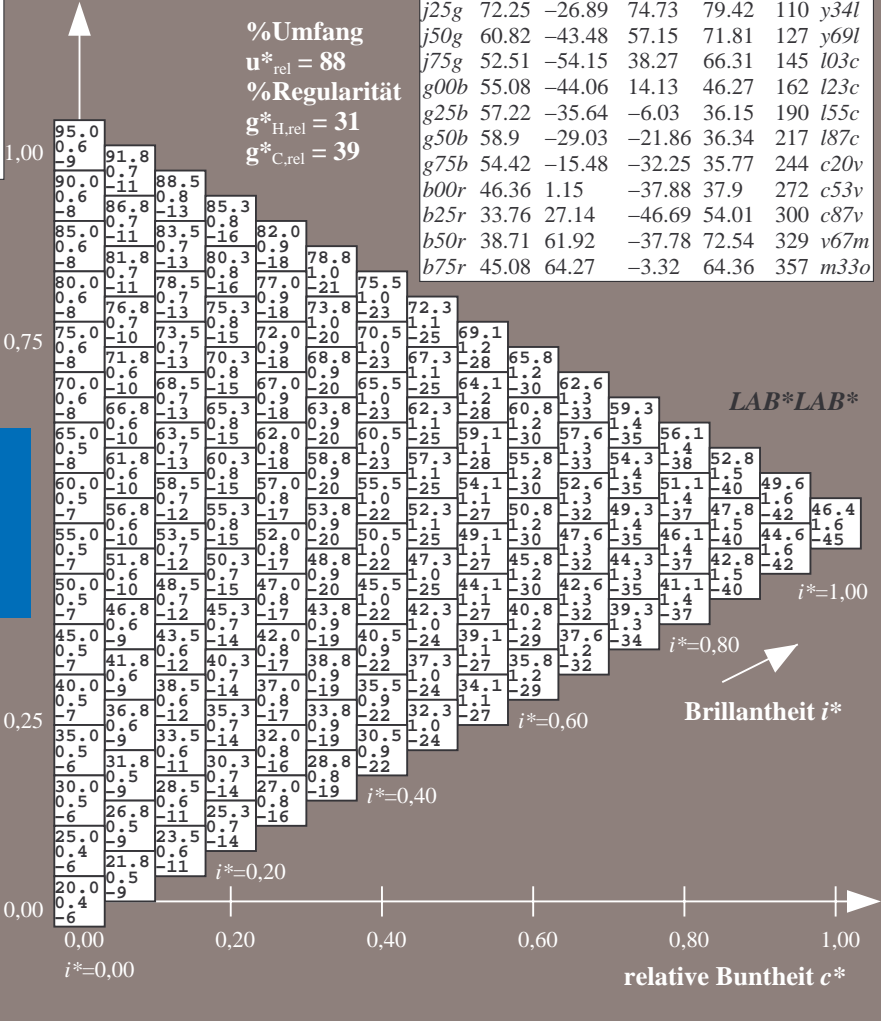
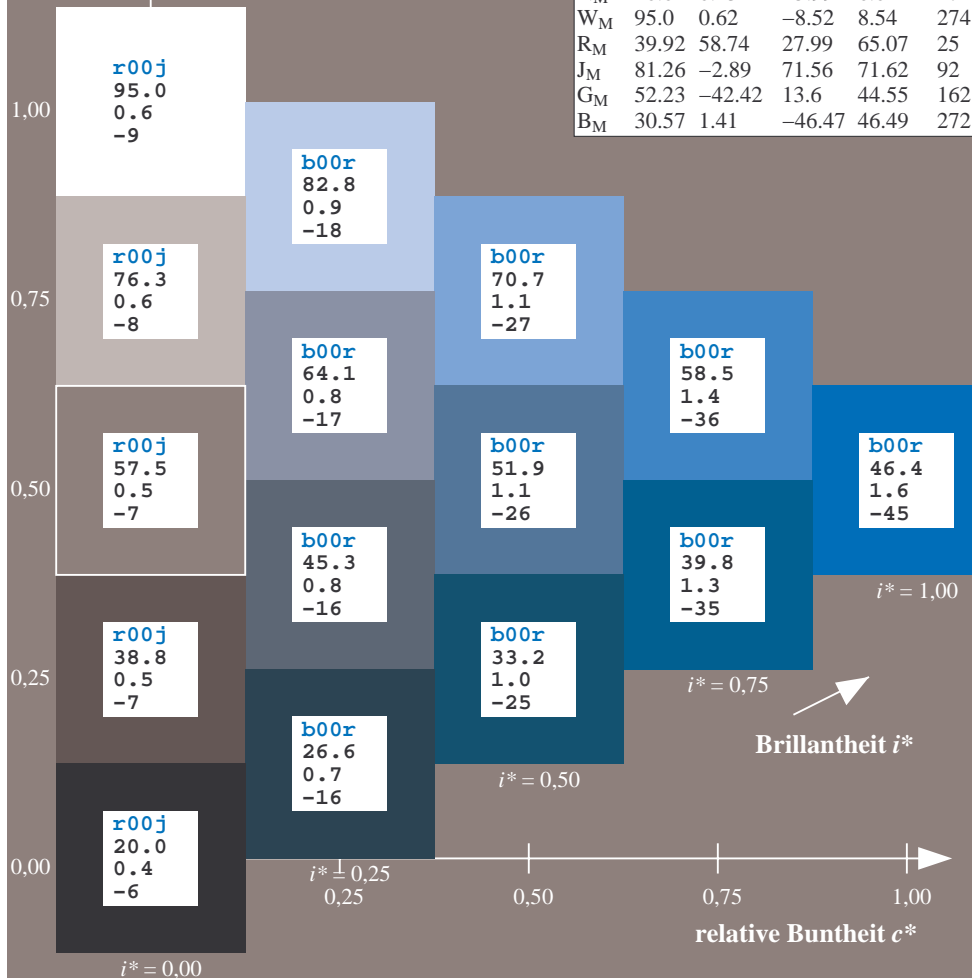
$lab^*rgb^*_{Ma}: 0.0\ 0.0\ 1.0$

$lab^*olv^*_{Ma}: 0.0\ 0.47\ 1.0$

Dreiecks-Helligkeit  $t^*$

FRS12\_95a; adaptierte CIELAB-Daten

	$u^*_e$	$L^*=L^*_a$	$a^*_a$	$b^*_a$	$C^*_{ab,a}$	$h^*_{ab,a}$	$u^*_d$
r00j	44.18	56.95	27.14	63.08	25	m81o	
r25j	47.38	49.13	44.53	66.31	42	o10y	
r50j	57.76	35.24	58.41	68.22	59	o40y	
r75j	69.81	19.13	74.52	76.94	76	o69y	
j00g	87.06	-3.94	97.58	97.66	92	o98y	
j25g	72.25	-26.89	74.73	79.42	110	y34l	
j50g	60.82	-43.48	57.15	71.81	127	y69l	
j75g	52.51	-54.15	38.27	66.31	145	l03c	
g00b	55.08	-44.06	14.13	46.27	162	l23c	
g25b	57.22	-35.64	-6.03	36.15	190	l55c	
g50b	58.9	-29.03	-21.86	36.34	217	l87c	
g75b	54.42	-15.48	-32.25	35.77	244	c20v	
b00r	46.36	1.15	-37.88	37.9	272	c53v	
b25r	33.76	27.14	-46.69	54.01	300	c87v	
b50r	38.71	61.92	-37.78	72.54	329	v67m	
b75r	45.08	64.27	-3.32	64.36	357	m33o	



Ein und Ausgabe: Farbmatisches Drucker-Reflektiv-System FRS12\_95a,  $L^*=20_95$  für relativen CIELAB-Bunton  $h^* = lab^*h^* = h_{ab}/360 = 0.755$   $u^*_e = b00r$

Daten für jede Farbe:

$lab^*tch^*$  und  $lab^*icu^*$

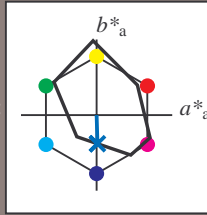
Buntontexte:

$u^*_e = b00r$   $u^*_d = c53v$

Kontrastreduzierungsfaktor:

$c_R = 0.9$

Dreiecks-Helligkeit  $t^*$



FRS12\_95a; CIELAB-Daten

	$u^*_e$	$L^*=L^*$	$a^*$	$b^*$	$C^*_{ab}$	$h^*_{ab}$
O <sub>M</sub>	43.8	54.41	32.95	63.61	31	
Y <sub>M</sub>	87.58	-4.04	90.02	90.11	93	
L <sub>M</sub>	51.95	-55.83	36.46	66.68	147	
C <sub>M</sub>	59.62	-25.67	-35.94	44.17	234	
V <sub>M</sub>	25.01	45.64	-58.96	74.57	308	
M <sub>M</sub>	45.88	71.17	-36.79	80.12	333	
N <sub>M</sub>	20.0	0.43	-5.99	6.01	274	
W <sub>M</sub>	95.0	0.62	-8.52	8.54	274	
R <sub>M</sub>	39.92	58.74	27.99	65.07	25	
J <sub>M</sub>	81.26	-2.89	71.56	71.62	92	
G <sub>M</sub>	52.23	-42.42	13.6	44.55	162	
B <sub>M</sub>	30.57	1.41	-46.47	46.49	272	

Daten für Maximalfarbe (Ma):

$LAB^*LAB^*_{Ma}: 46\ 1\ -38$

$LAB^*LCH^*_{Ma}: 46\ 38\ 271$

$lab^*rgb^*_{Ma}: 0.0\ 0.0\ 1.0$

$lab^*olv^*_{Ma}: 0.0\ 0.47\ 1.0$

Dreiecks-Helligkeit  $t^*$

%Umfang

$u^*_{rel} = 88$

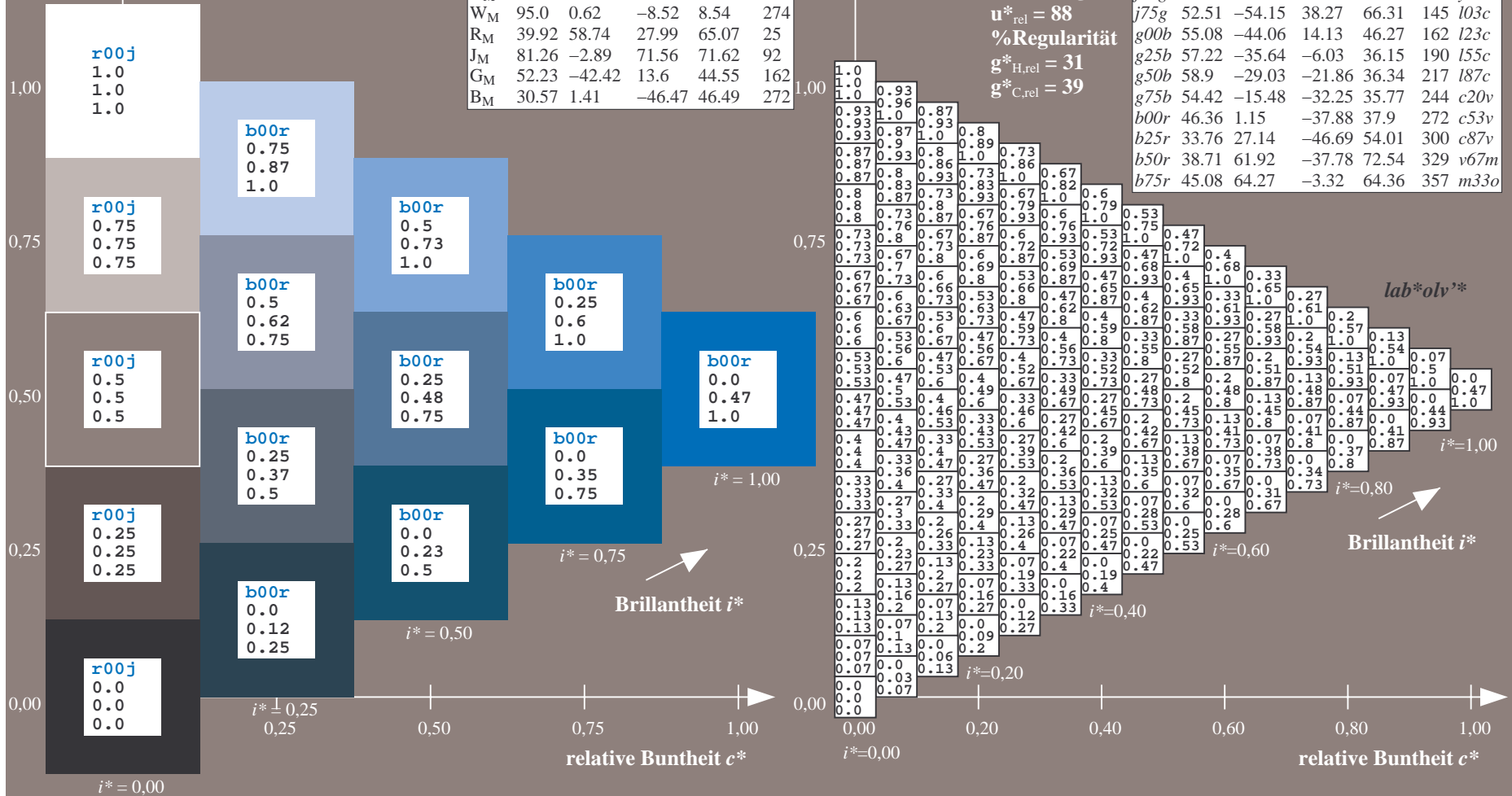
%Regularität

$g^*_{H,rel} = 31$

$g^*_{C,rel} = 39$

FRS12\_95a; adaptierte CIELAB-Daten

	$u^*_e$	$L^*=L^*_a$	$a^*_a$	$b^*_a$	$C^*_{ab,a}$	$h^*_{ab,a}$	$u^*_d$
r00j	44.18	56.95	27.14	63.08	25	m81o	
r25j	47.38	49.13	44.53	66.31	42	o10y	
r50j	57.76	35.24	58.41	68.22	59	o40y	
r75j	69.81	19.13	74.52	76.94	76	o69y	
j00g	87.06	-3.94	97.58	97.66	92	o98y	
j25g	72.25	-26.89	74.73	79.42	110	y34l	
j50g	60.82	-43.48	57.15	71.81	127	y69l	
j75g	52.51	-54.15	38.27	66.31	145	l03c	
g00b	55.08	-44.06	14.13	46.27	162	l23c	
g25b	57.22	-35.64	-6.03	36.15	190	l55c	
g50b	58.9	-29.03	-21.86	36.34	217	l87c	
g75b	54.42	-15.48	-32.25	35.77	244	c20v	
b00r	46.36	1.15	-37.88	37.9	272	c53v	
b25r	33.76	27.14	-46.69	54.01	300	c87v	
b50r	38.71	61.92	-37.78	72.54	329	v67m	
b75r	45.08	64.27	-3.32	64.36	357	m33o	



Ein und Ausgabe: Farbmatisches Drucker-Reflektiv-System FRS12\_95a,  $L^*=20_{95}$  für relativen CIELAB-Bunton  $h^* = lab^*h^* = h_{ab}/360 = 0.755$   $u^*_e = b00r$

Daten für jede Farbe:

$lab^*tch^*$  und  $lab^*icu^*$

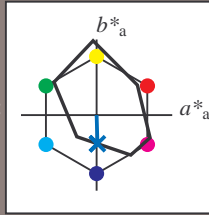
Buntontexte:

$u^*_e = b00r$   $u^*_d = c53v$

Kontrastreduzierungsfaktor:

$c_R = 0.9$

Dreiecks-Helligkeit  $t^*$



**FRS12\_95a; CIELAB-Daten**

	$u^*_e$	$L^*=L^*$	$a^*$	$b^*$	$C^*_{ab}$	$h^*_{ab}$
O <sub>M</sub>	43.8	54.41	32.95	63.61	31	
Y <sub>M</sub>	87.58	-4.04	90.02	90.11	93	
L <sub>M</sub>	51.95	-55.83	36.46	66.68	147	
C <sub>M</sub>	59.62	-25.67	-35.94	44.17	234	
V <sub>M</sub>	25.01	45.64	-58.96	74.57	308	
M <sub>M</sub>	45.88	71.17	-36.79	80.12	333	
N <sub>M</sub>	20.0	0.43	-5.99	6.01	274	
W <sub>M</sub>	95.0	0.62	-8.52	8.54	274	
R <sub>M</sub>	39.92	58.74	27.99	65.07	25	
J <sub>M</sub>	81.26	-2.89	71.56	71.62	92	
G <sub>M</sub>	52.23	-42.42	13.6	44.55	162	
B <sub>M</sub>	30.57	1.41	-46.47	46.49	272	

Daten für Maximalfarbe (Ma):

$LAB^*LAB^*_{Ma}: 46 \ 1 \ -38$

$LAB^*LCH^*_{Ma}: 46 \ 38 \ 271$

$lab^*rgb^*_{Ma}: 0.0 \ 0.0 \ 1.0$

$lab^*olv^*_{Ma}: 0.0 \ 0.47 \ 1.0$

Dreiecks-Helligkeit  $t^*$

%Umfang

$u^*_{rel} = 88$

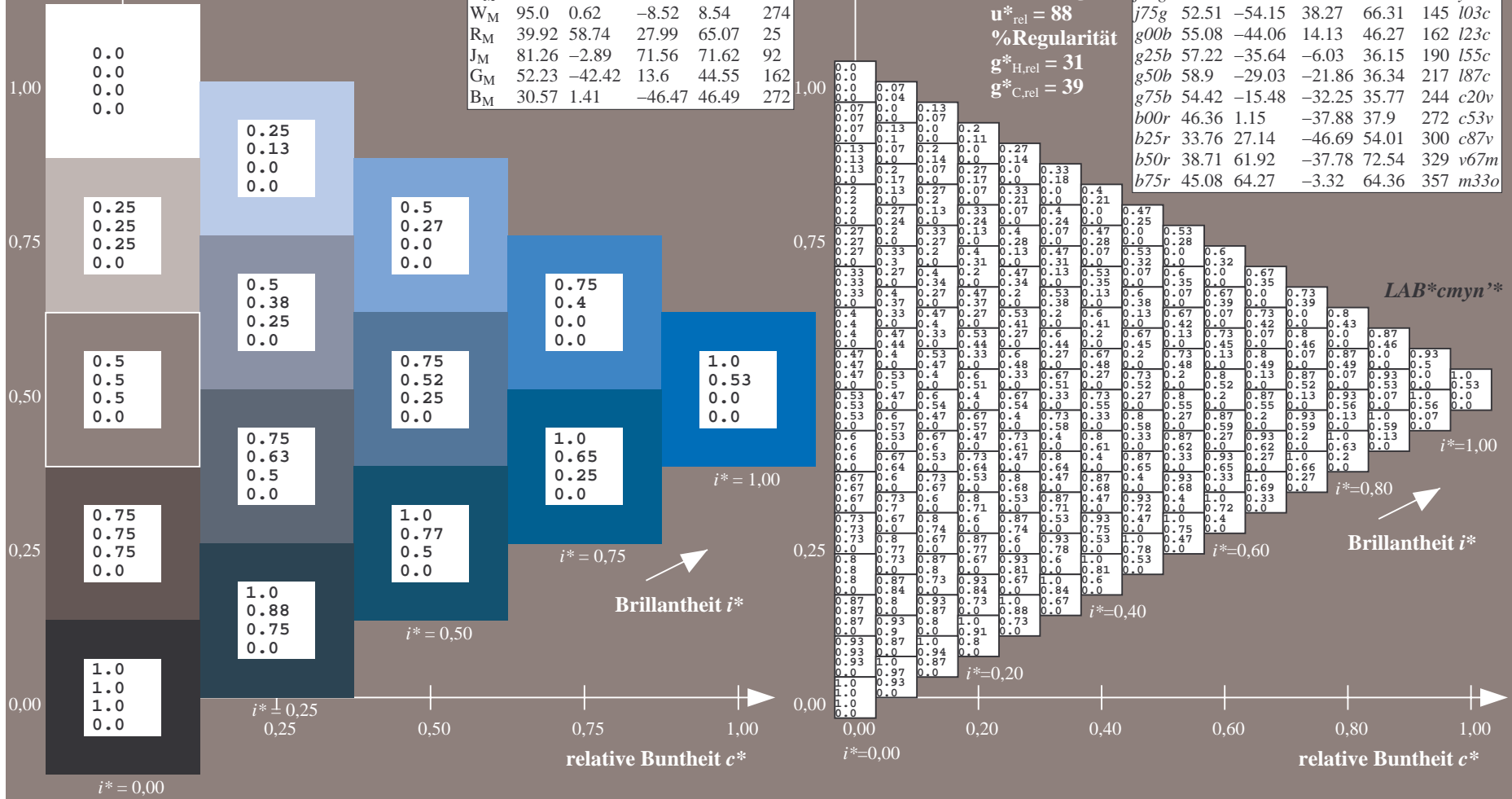
%Regularität

$g^*_{H,rel} = 31$

$g^*_{C,rel} = 39$

**FRS12\_95a; adaptierte CIELAB-Daten**

	$u^*_e$	$L^*=L^*_a$	$a^*_a$	$b^*_a$	$C^*_{ab,a}$	$h^*_{ab,a}$	$u^*_d$
r00j	44.18	56.95	27.14	63.08	25	m81o	
r25j	47.38	49.13	44.53	66.31	42	o10y	
r50j	57.76	35.24	58.41	68.22	59	o40y	
r75j	69.81	19.13	74.52	76.94	76	o69y	
j00g	87.06	-3.94	97.58	97.66	92	o98y	
j25g	72.25	-26.89	74.73	79.42	110	y34l	
j50g	60.82	-43.48	57.15	71.81	127	y69l	
j75g	52.51	-54.15	38.27	66.31	145	l03c	
g00b	55.08	-44.06	14.13	46.27	162	l23c	
g25b	57.22	-35.64	-6.03	36.15	190	l55c	
g50b	58.9	-29.03	-21.86	36.34	217	l87c	
g75b	54.42	-15.48	-32.25	35.77	244	c20v	
b00r	46.36	1.15	-37.88	37.9	272	c53v	
b25r	33.76	27.14	-46.69	54.01	300	c87v	
b50r	38.71	61.92	-37.78	72.54	329	v67m	
b75r	45.08	64.27	-3.32	64.36	357	m33o	



Fg730-7A, Seite 194/198