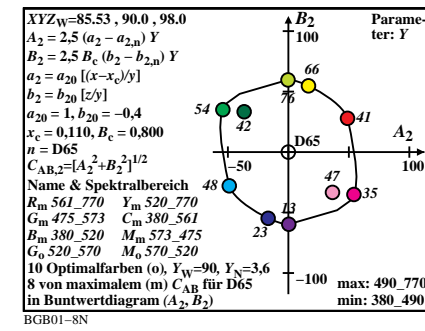
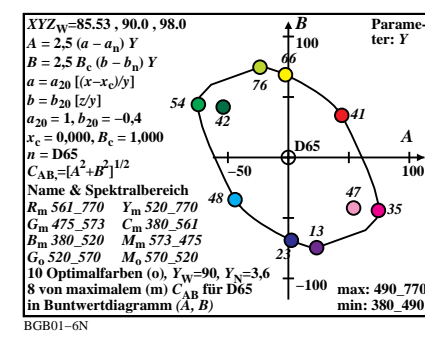
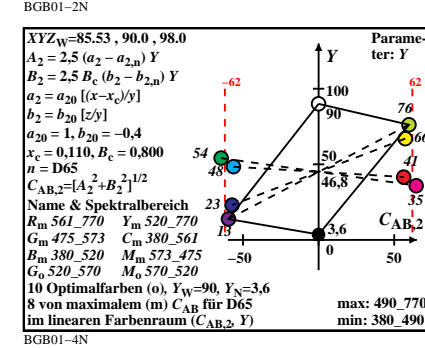
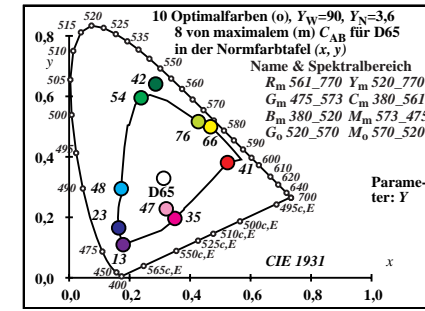
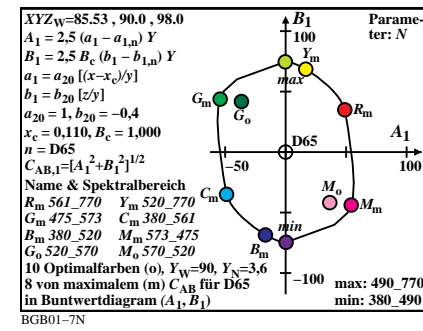
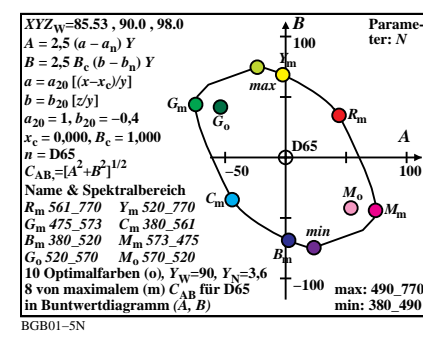
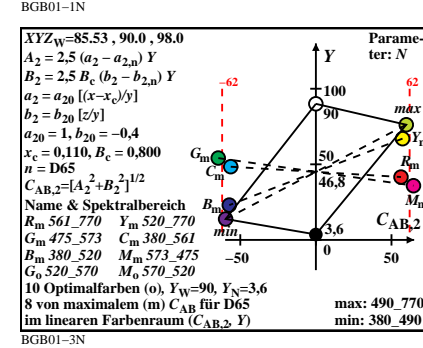
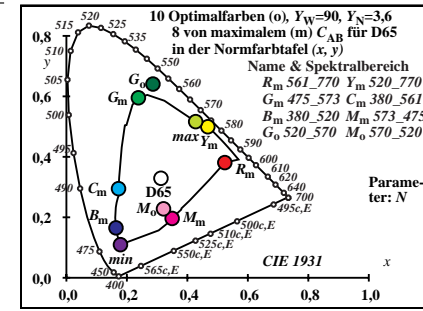


Ostwald-Optimalfarben (o), maximales (m) C_{AB} für D65, Y_N=3,6, Y_W=90, Y_m=520_770

i ₁ , λ ₁	i ₂ , λ ₂	X	Y	Z	x	y	z	h _{xy}	i _d , λ _d	i _c , λ _c	Code
0	405	32	561	28.34	48.4	87.6	0.1724	0.2945	0.533	193.8	16 483 37 589 Cm
6	435	32	562	25.69	48.95	72.52	0.1746	0.3326	0.4927	178.5	17 486 42 610
10	450	32	563	21.01	49.59	44.25	0.1829	0.4317	0.3852	141.6	19 496 -1 496c
12	460	33	565	19.15	49.94	29.98	0.1933	0.504	0.3026	124.2	21 505 -1 505c
12	465	33	567	20.12	51.15	29.99	0.1987	0.5051	0.2961	122.8	21 506 -1 506c
14	470	33	569	19.94	52.23	19.06	0.2186	0.5724	0.2089	111.1	24 520 -1 520c
15	475	34	573	21.65	54.1	15.12	0.2382	0.5953	0.1664	105.6	25 528 -1 528c Gm
16	480	36	580	25.4	57.45	12.12	0.2674	0.6048	0.1276	99.2	27 537 -1 537c
17	485	39	595	35.62	64.35	9.93	0.3241	0.5855	0.0903	87.4	29 548 -1 548c
18	490	-1	490c	63.02	76.18	8.3	0.4272	0.5164	0.0562	58.5	33 565 11 459 max
19	495	-1	495c	62.98	75.01	7.04	0.4342	0.5171	0.0485	57.1	33 566 12 462
20	500	-1	500c	62.97	73.55	6.07	0.4416	0.5158	0.0425	55.3	33 567 12 464
22	510	-1	510c	62.87	69.55	4.8	0.4581	0.5068	0.035	50.6	33 569 13 469
23	520	-1	519c	62.69	66.99	4.43	0.4674	0.4995	0.033	47.7	34 570 14 471 Ym
25	530	-1	529c	61.81	60.81	3.97	0.4882	0.4803	0.0314	40.7	34 573 15 475
27	540	-1	539c	60.05	53.7	3.73	0.511	0.4571	0.0318	32.8	35 577 15 478
28	545	-1	544c	58.8	49.99	3.67	0.5228	0.4445	0.0326	28.7	35 579 15 479
29	550	-1	549c	57.28	46.21	3.62	0.5347	0.4313	0.0338	24.7	36 582 16 480
30	555	-1	554c	55.49	42.43	3.6	0.5465	0.4179	0.0354	20.8	36 584 16 481
32	560	-1	560c	51.12	35.12	3.57	0.5691	0.391	0.0397	13.6	37 589 16 483
32	561	0	405	57.19	41.59	10.39	0.5238	0.3809	0.0951	13.8	37 589 16 483 Rm
32	562	6	435	59.84	41.04	25.47	0.4735	0.3248	0.2016	358.5	42 610 17 486
32	563	10	450	64.52	40.4	53.74	0.4066	0.2546	0.3387	321.6	-1 496c 19 496
33	565	12	460	66.38	40.05	68.01	0.3805	0.2295	0.3898	304.3	-1 505c 21 505
33	567	12	465	65.41	38.84	68.01	0.3797	0.2254	0.3947	302.9	-1 506c 21 506
33	569	14	470	65.59	37.76	78.93	0.3598	0.2071	0.433	291.1	-1 520c 24 520
34	573	15	475	63.88	35.89	82.87	0.3497	0.1964	0.4537	285.6	-1 528c 25 528 Mm
36	580	16	480	60.13	32.54	85.87	0.3367	0.1822	0.4809	279.3	-1 537c 27 537
39	595	17	485	49.91	25.64	88.06	0.305	0.1567	0.5382	267.4	-1 548c 29 548
-1	490c	18	490	22.51	13.81	89.7	0.1786	0.1096	0.7117	238.5	11 459 33 565 min
-1	495c	19	495	22.55	14.98	90.95	0.1755	0.1166	0.7078	237.1	12 462 33 566
-1	500c	20	500	22.56	16.44	91.92	0.1723	0.1256	0.702	235.4	12 464 33 567
-1	510c	22	510	22.66	20.44	93.19	0.1662	0.1499	0.6837	230.7	13 469 33 569
-1	519c	23	520	22.84	23.0	93.56	0.1638	0.165	0.6711	227.7	14 471 34 570 Bm
-1	529c	25	530	23.72	29.18	94.02	0.1614	0.1986	0.6399	220.7	15 475 34 573
-1	539c	27	540	25.48	36.29	94.26	0.1633	0.2325	0.604	212.8	15 478 35 577
-1	544c	28	545	26.73	40.0	94.33	0.1659	0.2483	0.5856	208.8	15 479 35 579
-1	549c	29	550	28.25	43.78	94.37	0.1697	0.2631	0.567	204.7	16 480 36 582
-1	554c	30	555	30.04	47.56	94.4	0.1746	0.2765	0.5488	200.8	16 481 36 584
-1	560c	32	560	34.41	54.87	94.43	0.1873	0.2986	0.5139	193.6	16 483 37 589
W0	380	770	85.53	90.0	98.0	0.3127	0.329	0.3582	0.0		
N0	380	770	3.42	3.6	3.92	0.3127	0.329	0.3582	0.0		

Siehe ähnliche Dateien: http://farbe.li.tu-berlin.de/BGB0/BGB0L0NP.PDF /.PS
 Technische Information: http://farbe.li.tu-berlin.de oder http://color.li.tu-berlin.de



TUB-Registrierung: 20221101-BGB0/BGB0L0NP.PDF /.PS
 Anwendung für Beurteilung und Messung von Display- oder Druck-Ausgabe
 TUB-Material: Code=rh4ta