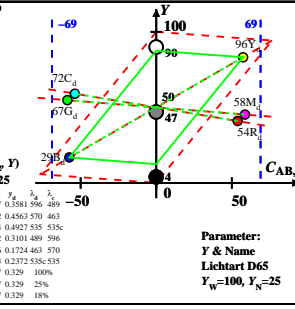


XTZ₁=95.04, 100.0, 108.89

A₁ = 2.5 (a₁ - a₂) Y
B₁ = 2.5 B₂ (b₂ - b₂) Y
a₁ = a₂₀ [(x - x_c)/y]
b₁ = b₂₀ [z/y]
a₂₀ = 1, b₂₀ = -0.4
x_c = 0.110, B₁ = 0.800
C_{AB,2}=[A₁²+B₁²]^{1/2}
6 Ostwald-Farben (o)
von maximalem (m) C_{AB}
linearen Farberaum (C_{AB,2} Y)

Lichtart D65, Y_w=100, Y_c=25
Name Bereich X₁ Y₁ Z₁ X₂ Y₂ Z₂ X₃ Y₃ Z₃
R₁ 507.775 68.53 63.5 27.6 0.587 0.581 596.401
Y₁ 498.775 81.63 95.72 32.39 0.3892 0.4563 570.463
G₁ 493.567 30.95 67.31 33.28 0.2704 0.4217 535.536
C₁ 380.570 47.82 70.06 82.48 0.1301 0.489 396
M₁ 570.496 82.91 29.14 103.82 0.2196 0.1724 665.570
M₂ 507.493 81.96 57.8 103.89 0.3363 0.2372 535.535
W₁ 380.775 95.04 100.0 108.89 0.9127 0.329 1000
N₁ 380.775 23.76 25.0 27.22 0.3127 0.329 25
Z₁ 380.775 17.1 18.0 19.6 0.3127 0.329 188

Parameter:
Y & Name
Lichtart D65
Y_w=100, Y_c=25

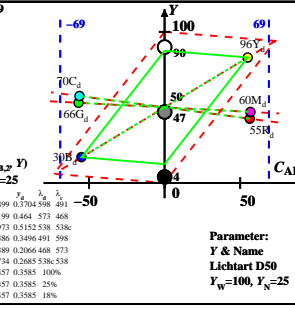


XTZ₂=96.42, 100.0, 82.49

A₁ = 2.5 (a₁ - a₂) Y
B₁ = 2.5 B₂ (b₂ - b₂) Y
a₁ = a₂₀ [(x - x_c)/y]
b₁ = b₂₀ [z/y]
a₂₀ = 1, b₂₀ = -0.4
x_c = 0.110, B₁ = 1.000
C_{AB,2}=[A₁²+B₁²]^{1/2}
6 Ostwald-Farben (o)
von maximalem (m) C_{AB}
linearen Farberaum (C_{AB,2} Y)

Lichtart D50, Y_w=100, Y_c=25
Name Bereich X₁ Y₁ Z₁ X₂ Y₂ Z₂ X₃ Y₃ Z₃
R₁ 507.775 72.82 55.05 30.34 0.4809 0.704 596
Y₁ 496.775 86.46 95.55 29.29 0.4199 0.464 573.468
G₁ 496.570 37.84 65.58 23.86 0.2973 0.5152 538.536
C₁ 380.570 47.82 70.06 82.48 0.1286 0.4849 491.398
M₁ 570.496 82.91 29.14 103.82 0.2389 0.2066 668.473
M₂ 570.496 82.91 59.33 79.53 0.3734 0.2085 538.538
W₁ 380.775 96.42 100.0 82.49 0.3457 0.3585 1000
N₁ 380.775 24.1 25.0 26.02 0.3457 0.3585 25
Z₁ 380.775 17.35 18.0 14.84 0.3457 0.3585 188

Parameter:
Y & Name
Lichtart D50
Y_w=100, Y_c=25

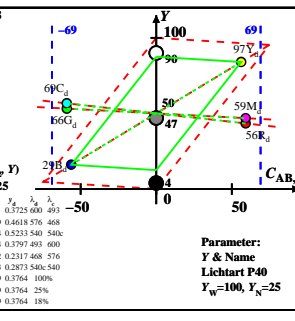


BGF80-1A

XTZ₁=109.93, 100.0, 64.68
A₁ = 2.5 (a₁ - a₂) Y
B₁ = 2.5 B₂ (b₂ - b₂) Y
a₁ = a₂₀ [(x - x_c)/y]
b₁ = b₂₀ [z/y]
a₂₀ = 1, b₂₀ = -0.4
x_c = 0.110, B₁ = 1.300
C_{AB,2}=[A₁²+B₁²]^{1/2}
6 Ostwald-Farben (o)
von maximalem (m) C_{AB}
linearen Farberaum (C_{AB,2} Y)

Lichtart P40, Y_w=100, Y_c=25
Name Bereich X₁ Y₁ Z₁ X₂ Y₂ Z₂ X₃ Y₃ Z₃
R₁ 577.775 67.52 65.61 27.62 0.519 0.725 600.491
Y₁ 498.775 93.2 96.53 19.27 0.4459 0.4618 576.468
G₁ 498.573 40.61 65.19 19.24 0.3234 0.5233 540.540
C₁ 380.573 48.36 69.19 64.67 0.2654 0.3797 493.609
M₁ 579.498 83.08 28.54 116.6 0.3682 0.2317 668.576
M₂ 571.498 85.67 93.01 61.69 0.4143 0.2873 540.540
W₁ 380.775 100.93 100.0 64.68 0.3799 0.3764 1000
N₁ 380.775 25.23 25.0 16.17 0.3799 0.3764 25
Z₁ 380.775 18.16 18.0 11.64 0.3799 0.3764 188

Parameter:
Y & Name
Lichtart P40
Y_w=100, Y_c=25

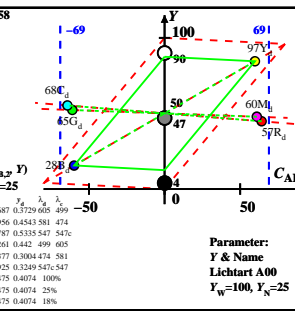


BGF80-2A

XTZ₂=109.84, 99.99, 35.58
A₁ = 2.5 (a₁ - a₂) Y
B₁ = 2.5 B₂ (b₂ - b₂) Y
a₁ = a₂₀ [(x - x_c)/y]
b₁ = b₂₀ [z/y]
a₂₀ = 1, b₂₀ = -0.4
x_c = 0.110, B₁ = 2.500
C_{AB,2}=[A₁²+B₁²]^{1/2}
6 Ostwald-Farben (o)
von maximalem (m) C_{AB}
linearen Farberaum (C_{AB,2} Y)

Lichtart A00, Y_w=100, Y_c=25
Name Bereich X₁ Y₁ Z₁ X₂ Y₂ Z₂ X₃ Y₃ Z₃
R₁ 504.775 105.8497 0.1108 0.4956 0.5453 581.474
Y₁ 504.579 45.99 64.78 10.65 0.3787 0.5335 547.547
C₁ 380.579 50.02 67.79 35.56 0.3261 0.442 499.605
M₁ 504.564 31.6 28.11 32.6 0.3377 0.3034 474.581
M₂ 579.504 94.45 60.34 33.87 0.4925 0.3249 547.547
W₁ 380.775 109.8499 99.99 35.58 0.4475 0.4074 1000
N₁ 380.775 27.46 24.99 8.89 0.4475 0.4074 25
Z₁ 380.775 19.77 17.99 6.4 0.4475 0.4074 188

Parameter:
Y & Name
Lichtart A00
Y_w=100, Y_c=25

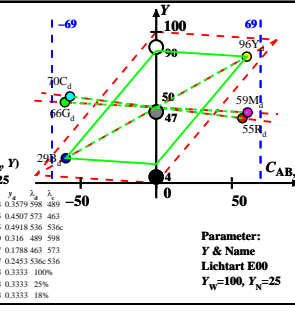


BGF80-3A

XTZ₁=100.0, 100.0, 100.0
A₁ = 2.5 (a₁ - a₂) Y
B₁ = 2.5 B₂ (b₂ - b₂) Y
a₁ = a₂₀ [(x - x_c)/y]
b₁ = b₂₀ [z/y]
a₂₀ = 1, b₂₀ = -0.4
x_c = 0.110, B₁ = 0.900
C_{AB,2}=[A₁²+B₁²]^{1/2}
6 Ostwald-Farben (o)
von maximalem (m) C_{AB}
linearen Farberaum (C_{AB,2} Y)

Lichtart E00, Y_w=100, Y_c=25
Name Bereich X₁ Y₁ Z₁ X₂ Y₂ Z₂ X₃ Y₃ Z₃
R₁ 507.775 74.14 55.35 24.3 0.5794 0.579 596
Y₁ 494.775 87.55 96.13 29.6 0.4105 0.4073 573.463
G₁ 494.570 38.51 65.88 29.56 0.2875 0.4918 536.596
C₁ 380.570 50.98 69.77 99.98 0.2309 0.316 498.598
M₁ 580.494 37.56 29.98 95.52 0.2317 0.1788 663.573
M₂ 570.494 86.6 99.25 89.18 0.3897 0.2453 536.596
W₁ 380.775 100.0 100.0 100.0 0.3333 0.3333 1000
N₁ 380.775 25.0 25.0 25.0 0.3333 0.3333 25
Z₁ 380.775 18.0 18.0 18.0 0.3333 0.3333 188

Parameter:
Y & Name
Lichtart E00
Y_w=100, Y_c=25

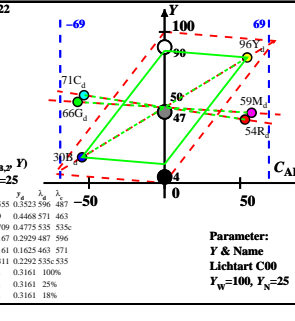


BGF80-4A

XTZ₂=98.07, 100.0, 118.22
A₁ = 2.5 (a₁ - a₂) Y
B₁ = 2.5 B₂ (b₂ - b₂) Y
a₁ = a₂₀ [(x - x_c)/y]
b₁ = b₂₀ [z/y]
a₂₀ = 1, b₂₀ = -0.4
x_c = 0.110, B₁ = 0.700
C_{AB,2}=[A₁²+B₁²]^{1/2}
6 Ostwald-Farben (o)
von maximalem (m) C_{AB}
linearen Farberaum (C_{AB,2} Y)

Lichtart C00, Y_w=100, Y_c=25
Name Bereich X₁ Y₁ Z₁ X₂ Y₂ Z₂ X₃ Y₃ Z₃
R₁ 507.775 70.35 54.8 29.71 0.5579 0.5579 596
Y₁ 492.775 83.38 95.54 34.86 0.39 0.4688 571.463
G₁ 492.567 37.54 66.15 34.83 0.2709 0.4775 535.536
C₁ 380.567 52.25 70.63 118.21 0.2167 0.2929 487.596
M₁ 580.492 39.25 29.58 113.06 0.2161 0.1625 663.571
M₂ 507.492 87.17 88.96 118.09 0.3311 0.2292 535.535
W₁ 380.775 98.07 100.0 118.22 0.31 0.3161 1000
N₁ 380.775 24.51 25.0 29.55 0.31 0.3161 25
Z₁ 380.775 17.65 18.0 21.28 0.31 0.3161 188

Parameter:
Y & Name
Lichtart C00
Y_w=100, Y_c=25

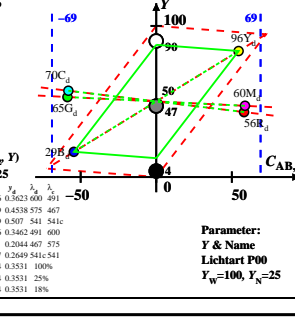


BGF80-5A

XTZ₁=102.06, 100.0, 81.06
A₁ = 2.5 (a₁ - a₂) Y
B₁ = 2.5 B₂ (b₂ - b₂) Y
a₁ = a₂₀ [(x - x_c)/y]
b₁ = b₂₀ [z/y]
a₂₀ = 1, b₂₀ = -0.4
x_c = 0.110, B₁ = 1.000
C_{AB,2}=[A₁²+B₁²]^{1/2}
6 Ostwald-Farben (o)
von maximalem (m) C_{AB}
linearen Farberaum (C_{AB,2} Y)

Lichtart P00, Y_w=100, Y_c=25
Name Bereich X₁ Y₁ Z₁ X₂ Y₂ Z₂ X₃ Y₃ Z₃
R₁ 507.775 77.3 55.51 29.29 0.5361 0.5823 601.491
Y₁ 496.775 92.09 95.88 29.29 0.4359 0.4538 575.463
G₁ 496.572 40.4 65.47 23.24 0.3129 0.507 541.541
C₁ 380.572 50.4 69.61 81.04 0.2506 0.3462 491.600
M₁ 580.496 35.61 29.24 78.15 0.249 0.2044 667.575
M₂ 572.496 87 99.65 78.18 0.3877 0.2649 541.541
W₁ 380.775 102.06 100.0 81.06 0.3604 0.3531 1000
N₁ 380.775 25.51 25.0 20.26 0.3604 0.3531 25
Z₁ 380.775 18.37 18.0 14.59 0.3604 0.3531 188

Parameter:
Y & Name
Lichtart P00
Y_w=100, Y_c=25

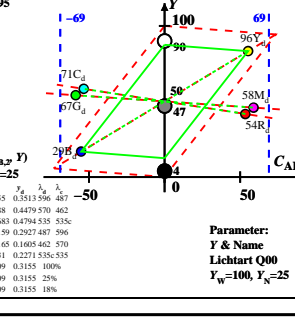


BGF80-6A

XTZ₂=97.93, 100.0, 118.95
A₁ = 2.5 (a₁ - a₂) Y
B₁ = 2.5 B₂ (b₂ - b₂) Y
a₁ = a₂₀ [(x - x_c)/y]
b₁ = b₂₀ [z/y]
a₂₀ = 1, b₂₀ = -0.4
x_c = 0.110, B₁ = 0.700
C_{AB,2}=[A₁²+B₁²]^{1/2}
6 Ostwald-Farben (o)
von maximalem (m) C_{AB}
linearen Farberaum (C_{AB,2} Y)

Lichtart Q00, Y_w=100, Y_c=25
Name Bereich X₁ Y₁ Z₁ X₂ Y₂ Z₂ X₃ Y₃ Z₃
R₁ 507.775 72.97 54.26 29.89 0.545 0.5313 596
Y₁ 492.775 82.98 95.79 34.99 0.388 0.4479 570.462
G₁ 492.567 37.66 65.35 0.58 0.2683 0.4794 535.536
C₁ 380.567 52.26 70.86 118.94 0.2159 0.2927 487.596
M₁ 580.492 39.55 29.32 113.74 0.2165 0.1605 662.570
M₂ 507.492 82.58 88.49 115.70 0.3311 0.2271 535.535
W₁ 380.775 97.93 100.0 118.95 0.309 0.3155 1000
N₁ 380.775 24.48 25.0 29.73 0.309 0.3155 25
Z₁ 380.775 17.62 18.0 21.41 0.309 0.3155 188

Parameter:
Y & Name
Lichtart Q00
Y_w=100, Y_c=25



BGF80-7A

BGF80-8A