Siehe ähnliche Dateien: http://farbe.li.tu-berlin.de/BGH6/BGH6.HTM
Technische Information: http://farbe.li.tu-berlin.de oder http://farbe.li.tu-berlin.de/

XYZ_W=95.04 , 100.0 , 108.89
$A_1 = 2{,}5\,(a_1 - a_{1,n})\,Y$
$B_1 = 2{,}5\,B_c\,(b_1 - b_{1,n})\,Y$
$a_1 = a_{20}\,[\,(x - x_c)/y]$
$b_1 = b_{20}\,[\,z/y]$
$a_{20} = 1,\ b_{20} = -0{,}4$
$x_c = 0{,}110,\ B_c = 1{,}000$
$C_{AB1}=[A_1^2+B_1^2]^{1/2}$
6 *Ostwald*-Farben (o)
von maximalem (m) C_{AB} im Buntwertdiagram (A_1, B_1)
Lichtart D65, Y_W=100, Y_N=4

Parameter: *Y* & Name, Lichtart D65, Y_W=100, Y_N=4

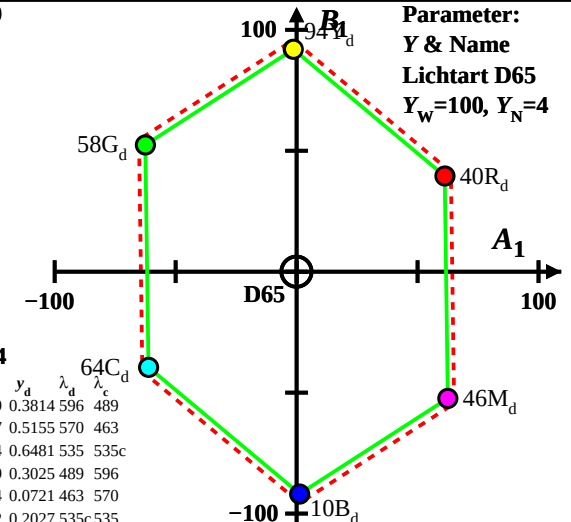

Name	Bereich	X_d	Y_d	Z_d	x_d	y_d	λ_d	λ_c
R_d	567_775	61.08	40.45	4.51	0.5759	0.3814	596	489
Y_d	493_775	77.85	94.49	10.94	0.4247	0.5155	570	463
G_d	493_567	20.66	58.14	10.89	0.2304	0.6481	535	535c
C_d	380_567	37.86	63.64	108.85	0.1799	0.3025	489	596
B_d	380_493	21.08	9.6	102.42	0.1584	0.0721	463	570
M_d	567_493	78.27	45.96	102.46	0.3452	0.2027	535c	535
W_d	380_775	95.04	100.0	108.89	0.3127	0.329	100%	
N_d	380_775	3.8	4.0	4.35	0.3127	0.329	4%	
Z_d	380_775	17.1	18.0	19.6	0.3127	0.329	18%	

BGH60−1A

XYZ_W=96.42 , 100.0 , 82.49
$A_1 = 2{,}5\,(a_1 - a_{1,n})\,Y$
$B_1 = 2{,}5\,B_c\,(b_1 - b_{1,n})\,Y$
$a_1 = a_{20}\,[\,(x - x_c)/y]$
$b_1 = b_{20}\,[\,z/y]$
$a_{20} = 1,\ b_{20} = -0{,}4$
$x_c = 0{,}110,\ B_c = 1{,}000$
$C_{AB1}=[A_1^2+B_1^2]^{1/2}$
6 *Ostwald*-Farben (o)
von maximalem (m) C_{AB} im Buntwertdiagram (A_1, B_1)
Lichtart D50, Y_W=100, Y_N=4

Parameter: *Y* & Name, Lichtart D50, Y_W=100, Y_N=4

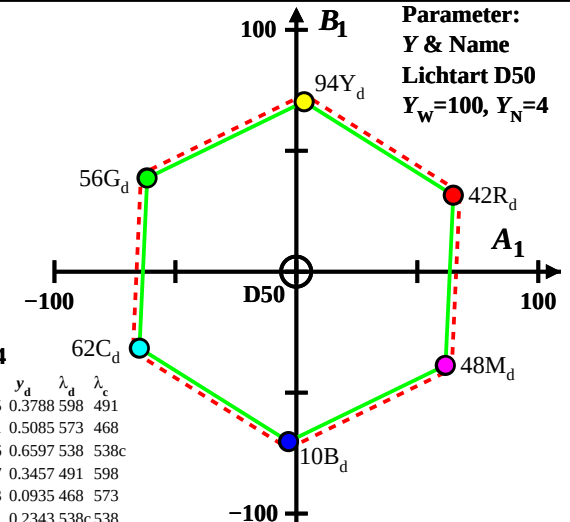

Name	Bereich	X_d	Y_d	Z_d	x_d	y_d	λ_d	λ_c
R_d	570_775	66.18	42.45	3.42	0.5905	0.3788	598	491
Y_d	496_775	83.65	94.28	7.47	0.4511	0.5085	573	468
G_d	496_570	21.41	55.92	7.42	0.2526	0.6597	538	538c
C_d	380_570	34.19	61.64	82.45	0.1917	0.3457	491	598
B_d	380_496	16.72	9.82	78.41	0.1593	0.0935	468	573
M_d	570_496	78.96	48.17	78.45	0.384	0.2343	538c	538
W_d	380_775	96.42	100.0	82.49	0.3457	0.3585	100%	
N_d	380_775	3.85	4.0	3.29	0.3456	0.3585	4%	
Z_d	380_775	17.35	18.0	14.84	0.3457	0.3585	18%	

BGH60−2A

XYZ_W=100.93 , 100.0 , 64.68
$A_1 = 2{,}5\,(a_1 - a_{1,n})\,Y$
$B_1 = 2{,}5\,B_c\,(b_1 - b_{1,n})\,Y$
$a_1 = a_{20}\,[\,(x - x_c)/y]$
$b_1 = b_{20}\,[\,z/y]$
$a_{20} = 1,\ b_{20} = -0{,}4$
$x_c = 0{,}110,\ B_c = 1{,}000$
$C_{AB1}=[A_1^2+B_1^2]^{1/2}$
6 *Ostwald*-Farben (o)
von maximalem (m) C_{AB} im Buntwertdiagram (A_1, B_1)
Lichtart P40, Y_W=100, Y_N=4

Parameter: *Y* & Name, Lichtart P40, Y_W=100, Y_N=4

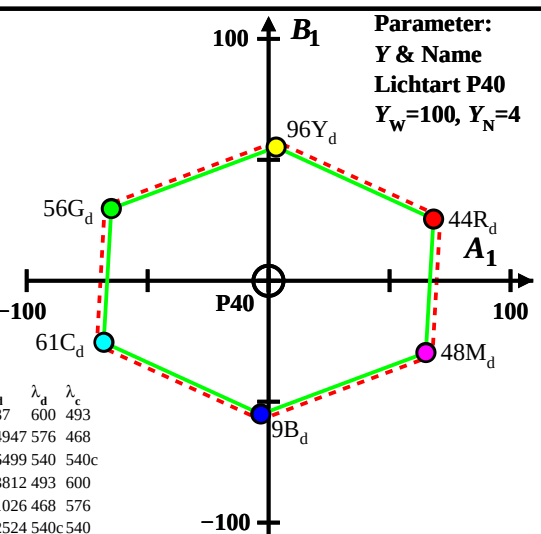

Name	Bereich	X_d	Y_d	Z_d	x_d	y_d	λ_d	λ_c
R_d	573_775	71.45	43.55	2.69	0.607	0.37	600	493
Y_d	498_775	91.01	95.54	6.54	0.4713	0.4947	576	468
G_d	498_573	23.69	56.08	6.5	0.2746	0.6499	540	540c
C_d	380_573	33.61	60.54	64.64	0.2116	0.3812	493	600
B_d	380_498	14.05	8.56	60.79	0.1685	0.1026	468	576
M_d	573_498	81.37	48.01	60.84	0.4277	0.2524	540c	540
W_d	380_775	100.93100.0		64.68	0.3799	0.3764	100%	
N_d	380_775	4.03	4.0	2.58	0.3799	0.3764	4%	
Z_d	380_775	18.16	18.0	11.64	0.3799	0.3764	18%	

BGH60−3A

XYZ_W=109.84 , 99.99 , 35.58
$A_1 = 2{,}5\,(a_1 - a_{1,n})\,Y$
$B_1 = 2{,}5\,B_c\,(b_1 - b_{1,n})\,Y$
$a_1 = a_{20}\,[\,(x - x_c)/y]$
$b_1 = b_{20}\,[\,z/y]$
$a_{20} = 1,\ b_{20} = -0{,}4$
$x_c = 0{,}110,\ B_c = 1{,}000$
$C_{AB1}=[A_1^2+B_1^2]^{1/2}$
6 *Ostwald*-Farben (o)
von maximalem (m) C_{AB} im Buntwertdiagram (A_1, B_1)
Lichtart A00, Y_W=100, Y_N=4

Parameter: *Y* & Name, Lichtart A00, Y_W=100, Y_N=4

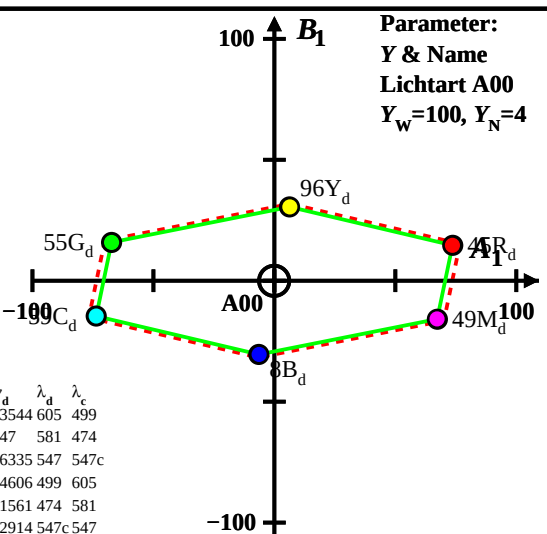

Name	Bereich	X_d	Y_d	Z_d	x_d	y_d	λ_d	λ_c
R_d	579_775	81.11	45.35	1.49	0.6338	0.3544	605	499
Y_d	504_775	104.6996.14		3.69	0.5118	0.47	581	474
G_d	504_579	28.08	54.89	3.66	0.3241	0.6335	547	547c
C_d	380_579	33.24	58.75	35.54	0.2606	0.4606	499	605
B_d	380_504	9.66	7.95	33.34	0.1896	0.1561	474	581
M_d	579_504	86.27	49.2	33.38	0.5108	0.2914	547c	547
W_d	380_775	109.8499.99		35.58	0.4475	0.4074	100%	
N_d	380_775	4.39	3.99	1.42	0.4475	0.4074	4%	
Z_d	380_775	19.77	17.99	6.4	0.4475	0.4074	18%	

BGH60−4A

XYZ_W=100.0 , 100.0 , 100.0
$A_1 = 2{,}5\,(a_1 - a_{1,n})\,Y$
$B_1 = 2{,}5\,B_c\,(b_1 - b_{1,n})\,Y$
$a_1 = a_{20}\,[\,(x - x_c)/y]$
$b_1 = b_{20}\,[\,z/y]$
$a_{20} = 1,\ b_{20} = -0{,}4$
$x_c = 0{,}110,\ B_c = 1{,}000$
$C_{AB1}=[A_1^2+B_1^2]^{1/2}$
6 *Ostwald*-Farben (o)
von maximalem (m) C_{AB} im Buntwertdiagram (A_1, B_1)
Lichtart E00, Y_W=100, Y_N=4

Parameter: *Y* & Name, Lichtart E00, Y_W=100, Y_N=4

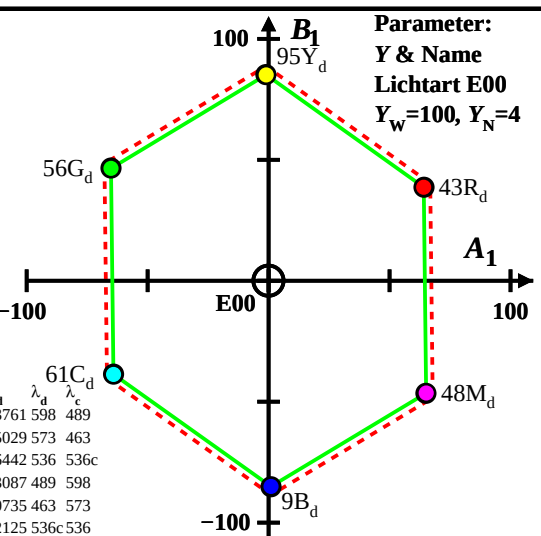

Name	Bereich	X_d	Y_d	Z_d	x_d	y_d	λ_d	λ_c
R_d	570_775	66.87	42.82	4.14	0.5874	0.3761	598	489
Y_d	494_775	84.04	95.02	9.85	0.4448	0.5029	573	463
G_d	494_570	21.27	56.3	9.81	0.2434	0.6442	536	536c
C_d	380_570	37.23	61.28	99.95	0.1875	0.3087	489	598
B_d	380_494	20.05	9.07	94.24	0.1625	0.0735	463	573
M_d	570_494	82.83	47.79	94.29	0.3682	0.2125	536c	536
W_d	380_775	100.0	100.0	100.0	0.3333	0.3333	100%	
N_d	380_775	4.0	4.0	4.0	0.3333	0.3333	4%	
Z_d	380_775	18.0	18.0	18.0	0.3333	0.3333	18%	

BGH60−5A

XYZ_W=98.07 , 100.0 , 118.22
$A_1 = 2{,}5\,(a_1 - a_{1,n})\,Y$
$B_1 = 2{,}5\,B_c\,(b_1 - b_{1,n})\,Y$
$a_1 = a_{20}\,[\,(x - x_c)/y]$
$b_1 = b_{20}\,[\,z/y]$
$a_{20} = 1,\ b_{20} = -0{,}4$
$x_c = 0{,}110,\ B_c = 1{,}000$
$C_{AB1}=[A_1^2+B_1^2]^{1/2}$
6 *Ostwald*-Farben (o)
von maximalem (m) C_{AB} im Buntwertdiagram (A_1, B_1)
Lichtart C00, Y_W=100, Y_N=4

Parameter: *Y* & Name, Lichtart C00, Y_W=100, Y_N=4

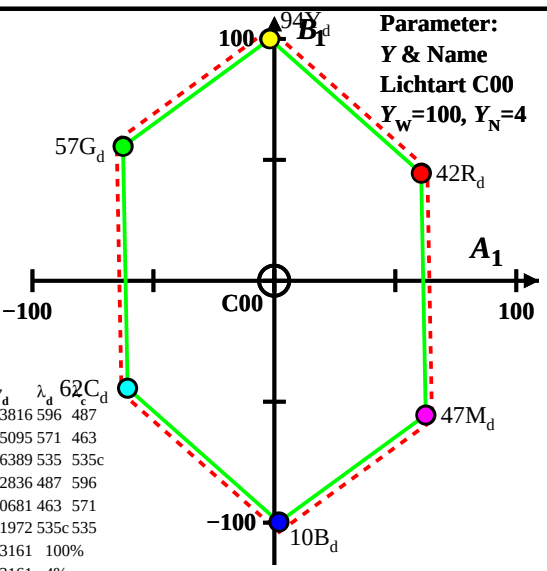

Name	Bereich	X_d	Y_d	Z_d	x_d	y_d	λ_d	λ_c
R_d	567_775	62.69	41.71	4.89	0.5735	0.3816	596	487
Y_d	492_775	79.24	94.26	11.49	0.4283	0.5095	571	463
G_d	492_567	20.56	56.65	11.44	0.2319	0.6389	535	535c
C_d	380_567	39.39	62.38	118.18	0.1791	0.2836	487	596
B_d	380_492	22.85	9.83	111.58	0.1584	0.0681	463	571
M_d	567_492	81.53	47.45	111.62	0.3388	0.1972	535c	535
W_d	380_775	98.07	100.0	118.22	0.31	0.3161	100%	
N_d	380_775	3.92	4.0	4.72	0.31	0.3161	4%	
Z_d	380_775	17.65	18.0	21.28	0.31	0.3161	18%	

BGH60−6A

XYZ_W=102.06 , 100.0 , 81.06
$A_1 = 2{,}5\,(a_1 - a_{1,n})\,Y$
$B_1 = 2{,}5\,B_c\,(b_1 - b_{1,n})\,Y$
$a_1 = a_{20}\,[\,(x - x_c)/y]$
$b_1 = b_{20}\,[\,z/y]$
$a_{20} = 1,\ b_{20} = -0{,}4$
$x_c = 0{,}110,\ B_c = 1{,}000$
$C_{AB1}=[A_1^2+B_1^2]^{1/2}$
6 *Ostwald*-Farben (o)
von maximalem (m) C_{AB} im Buntwertdiagram (A_1, B_1)
Lichtart P00, Y_W=100, Y_N=4

Parameter: *Y* & Name, Lichtart P00, Y_W=100, Y_N=4

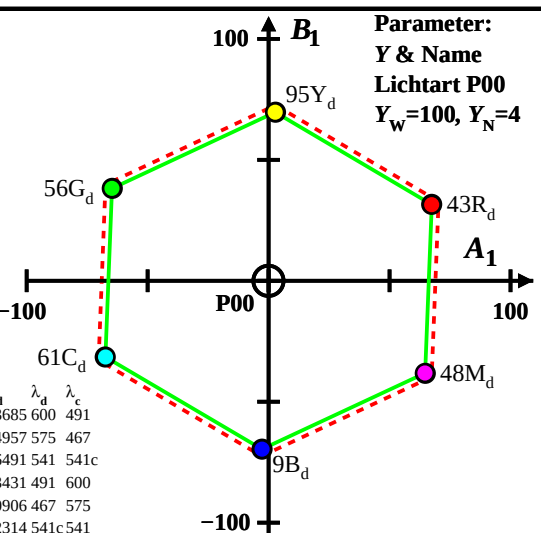

Name	Bereich	X_d	Y_d	Z_d	x_d	y_d	λ_d	λ_c
R_d	572_775	70.34	43.02	3.36	0.6025	0.3685	600	491
Y_d	496_775	89.27	94.7	7.07	0.4672	0.4957	575	467
G_d	496_572	23.11	55.77	7.03	0.2689	0.6491	541	541c
C_d	380_572	35.9	61.07	81.02	0.2017	0.3431	491	600
B_d	380_496	16.98	9.39	77.31	0.1637	0.0906	467	575
M_d	572_496	83.14	48.32	77.35	0.3981	0.2314	541c	541
W_d	380_775	102.06100.0		81.06	0.3604	0.3531	100%	
N_d	380_775	4.08	4.0	3.24	0.3604	0.3531	4%	
Z_d	380_775	18.37	18.0	14.59	0.3604	0.3531	18%	

BGH60−7A

XYZ_W=97.93 , 100.0 , 118.95
$A_1 = 2{,}5\,(a_1 - a_{1,n})\,Y$
$B_1 = 2{,}5\,B_c\,(b_1 - b_{1,n})\,Y$
$a_1 = a_{20}\,[\,(x - x_c)/y]$
$b_1 = b_{20}\,[\,z/y]$
$a_{20} = 1,\ b_{20} = -0{,}4$
$x_c = 0{,}110,\ B_c = 1{,}000$
$C_{AB1}=[A_1^2+B_1^2]^{1/2}$
6 *Ostwald*-Farben (o)
von maximalem (m) C_{AB} im Buntwertdiagram (A_1, B_1)
Lichtart Q00, Y_W=100, Y_N=4

Parameter: *Y* & Name, Lichtart Q00, Y_W=100, Y_N=4

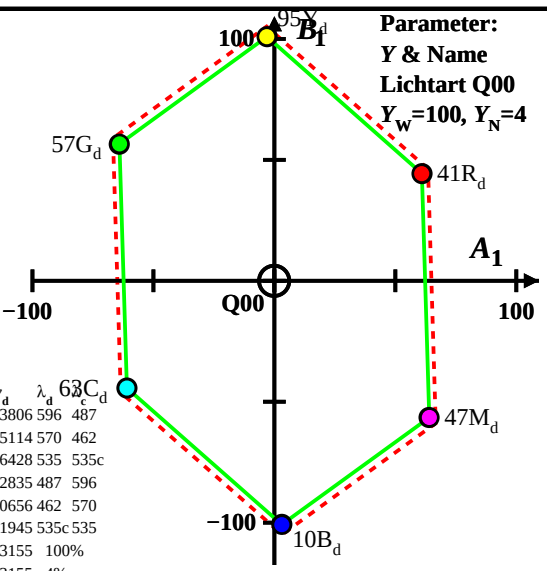

Name	Bereich	X_d	Y_d	Z_d	x_d	y_d	λ_d	λ_c
R_d	567_775	62.49	41.42	4.92	0.5741	0.3806	596	487
Y_d	492_775	78.77	94.59	11.57	0.4259	0.5114	570	462
G_d	492_567	20.28	57.26	11.53	0.2277	0.6428	535	535c
C_d	380_567	39.45	62.67	118.91	0.1784	0.2835	487	596
B_d	380_492	23.18	9.51	112.25	0.1599	0.0656	462	570
M_d	567_492	81.66	46.84	112.3	0.3391	0.1945	535c	535
W_d	380_775	97.93	100.0	118.95	0.309	0.3155	100%	
N_d	380_775	3.91	4.0	4.75	0.309	0.3155	4%	
Z_d	380_775	17.62	18.0	21.41	0.309	0.3155	18%	

BGH60−8A

BGH60−7N

XYZ_W=95.04 , 100.0 , 108.89
$A_2 = 2{,}5\,(a_2 - a_{2,n})\,Y$
$B_2 = 2{,}5\,B_c\,(b_2 - b_{2,n})\,Y$
$a_2 = a_{20}\,[\,(x - x_c)/y]$
$b_2 = b_{20}\,[\,z/y]$
$a_{20} = 1,\ b_{20} = -0{,}4$
$x_c = 0{,}110,\ B_c = 0{,}800$
$C_{AB2}=[A_2^2+B_2^2]^{1/2}$
6 *Ostwald*-Farben (o)
von maximalem (m) C_{AB} im Buntwertdiagram (A_2, B_2)
Lichtart D65, Y_W=100, Y_N=4

Parameter: *Y* & Name, Lichtart D65, Y_W=100, Y_N=4

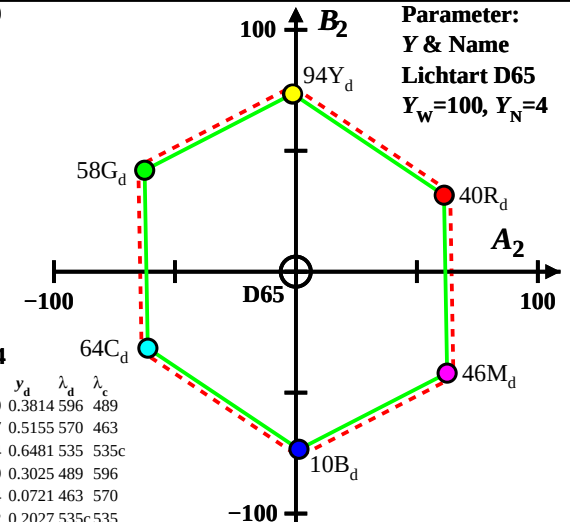

Name	Bereich	X_d	Y_d	Z_d	x_d	y_d	λ_d	λ_c
R_d	567_775	61.08	40.45	4.51	0.5759	0.3814	596	489
Y_d	493_775	77.85	94.49	10.94	0.4247	0.5155	570	463
G_d	493_567	20.66	58.14	10.89	0.2304	0.6481	535	535c
C_d	380_567	37.86	63.64	108.85	0.1799	0.3025	489	596
B_d	380_493	21.08	9.6	102.42	0.1584	0.0721	463	570
M_d	567_493	78.27	45.96	102.46	0.3452	0.2027	535c	535
W_d	380_775	95.04	100.0	108.89	0.3127	0.329	100%	
N_d	380_775	3.8	4.0	4.35	0.3127	0.329	4%	
Z_d	380_775	17.1	18.0	19.6	0.3127	0.329	18%	

BGH61−1A

XYZ_W=96.42 , 100.0 , 82.49
$A_2 = 2{,}5\,(a_2 - a_{2,n})\,Y$
$B_2 = 2{,}5\,B_c\,(b_2 - b_{2,n})\,Y$
$a_2 = a_{20}\,[\,(x - x_c)/y]$
$b_2 = b_{20}\,[\,z/y]$
$a_{20} = 1,\ b_{20} = -0{,}4$
$x_c = 0{,}110,\ B_c = 1{,}000$
$C_{AB2}=[A_2^2+B_2^2]^{1/2}$
6 *Ostwald*-Farben (o)
von maximalem (m) C_{AB} im Buntwertdiagram (A_2, B_2)
Lichtart D50, Y_W=100, Y_N=4

Parameter: *Y* & Name, Lichtart D50, Y_W=100, Y_N=4

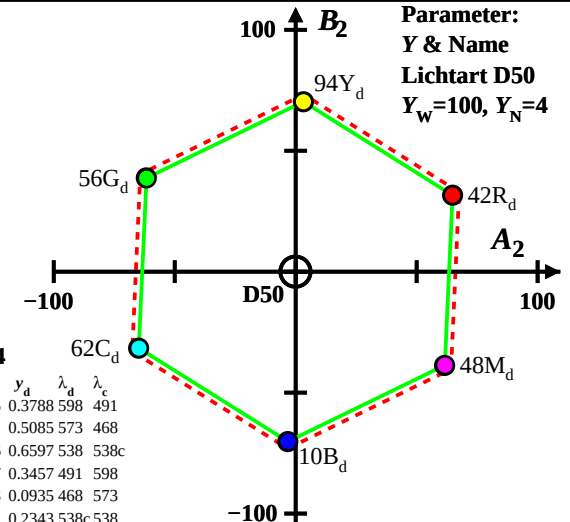

Name	Bereich	X_d	Y_d	Z_d	x_d	y_d	λ_d	λ_c
R_d	570_775	66.18	42.45	3.42	0.5905	0.3788	598	491
Y_d	496_775	83.65	94.28	7.47	0.4511	0.5085	573	468
G_d	496_570	21.41	55.92	7.42	0.2526	0.6597	538	538c
C_d	380_570	34.19	61.64	82.45	0.1917	0.3457	491	598
B_d	380_496	16.72	9.82	78.41	0.1593	0.0935	468	573
M_d	570_496	78.96	48.17	78.45	0.384	0.2343	538c	538
W_d	380_775	96.42	100.0	82.49	0.3457	0.3585	100%	
N_d	380_775	3.85	4.0	3.29	0.3456	0.3585	4%	
Z_d	380_775	17.35	18.0	14.84	0.3457	0.3585	18%	

BGH61−2A

XYZ_W=100.93 , 100.0 , 64.68
$A_2 = 2{,}5\,(a_2 - a_{2,n})\,Y$
$B_2 = 2{,}5\,B_c\,(b_2 - b_{2,n})\,Y$
$a_2 = a_{20}\,[\,(x - x_c)/y]$
$b_2 = b_{20}\,[\,z/y]$
$a_{20} = 1,\ b_{20} = -0{,}4$
$x_c = 0{,}110,\ B_c = 1{,}300$
$C_{AB2}=[A_2^2+B_2^2]^{1/2}$
6 *Ostwald*-Farben (o)
von maximalem (m) C_{AB} im Buntwertdiagram (A_2, B_2)
Lichtart P40, Y_W=100, Y_N=4

Parameter: *Y* & Name, Lichtart P40, Y_W=100, Y_N=4

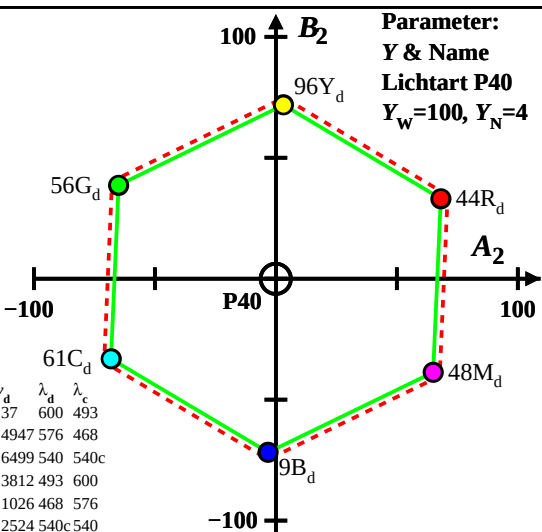

Name	Bereich	X_d	Y_d	Z_d	x_d	y_d	λ_d	λ_c
R_d	573_775	71.45	43.55	2.69	0.607	0.37	600	493
Y_d	498_775	91.01	95.54	6.54	0.4713	0.4947	576	468
G_d	498_573	23.69	56.08	6.5	0.2746	0.6499	540	540c
C_d	380_573	33.61	60.54	64.64	0.2116	0.3812	493	600
B_d	380_498	14.05	8.56	60.79	0.1685	0.1026	468	576
M_d	573_498	81.37	48.01	60.84	0.4277	0.2524	540c	540
W_d	380_775	100.93100.0		64.68	0.3799	0.3764	100%	
N_d	380_775	4.03	4.0	2.58	0.3799	0.3764	4%	
Z_d	380_775	18.16	18.0	11.64	0.3799	0.3764	18%	

BGH61−3A

XYZ_W=109.84 , 99.99 , 35.58
$A_2 = 2{,}5\,(a_2 - a_{2,n})\,Y$
$B_2 = 2{,}5\,B_c\,(b_2 - b_{2,n})\,Y$
$a_2 = a_{20}\,[\,(x - x_c)/y]$
$b_2 = b_{20}\,[\,z/y]$
$a_{20} = 1,\ b_{20} = -0{,}4$
$x_c = 0{,}110,\ B_c = 2{,}500$
$C_{AB2}=[A_2^2+B_2^2]^{1/2}$
6 *Ostwald*-Farben (o)
von maximalem (m) C_{AB} im Buntwertdiagram (A_2, B_2)
Lichtart A00, Y_W=100, Y_N=4

Parameter: *Y* & Name, Lichtart A00, Y_W=100, Y_N=4

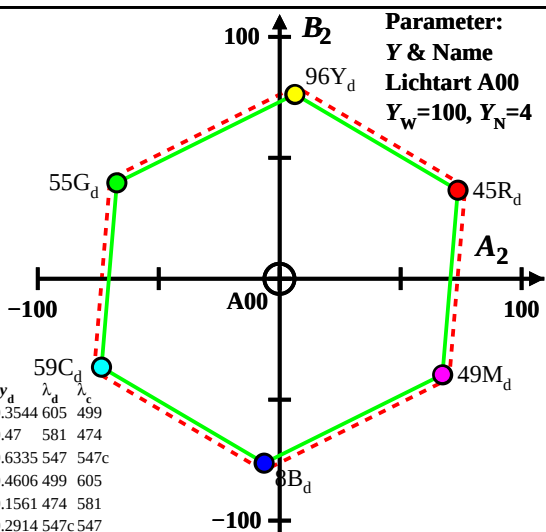

Name	Bereich	X_d	Y_d	Z_d	x_d	y_d	λ_d	λ_c
R_d	579_775	81.11	45.35	1.49	0.6338	0.3544	605	499
Y_d	504_775	104.6996.14		3.69	0.5118	0.47	581	474
G_d	504_579	28.08	54.89	3.66	0.3241	0.6335	547	547c
C_d	380_579	33.24	58.75	35.54	0.2606	0.4606	499	605
B_d	380_504	9.66	7.95	33.34	0.1896	0.1561	474	581
M_d	579_504	86.27	49.2	33.38	0.5108	0.2914	547c	547
W_d	380_775	109.8499.99		35.58	0.4475	0.4074	100%	
N_d	380_775	4.39	3.99	1.42	0.4475	0.4074	4%	
Z_d	380_775	19.77	17.99	6.4	0.4475	0.4074	18%	

BGH61−4A

XYZ_W=100.0 , 100.0 , 100.0
$A_2 = 2{,}5\,(a_2 - a_{2,n})\,Y$
$B_2 = 2{,}5\,B_c\,(b_2 - b_{2,n})\,Y$
$a_2 = a_{20}\,[\,(x - x_c)/y]$
$b_2 = b_{20}\,[\,z/y]$
$a_{20} = 1,\ b_{20} = -0{,}4$
$x_c = 0{,}110,\ B_c = 0{,}900$
$C_{AB2}=[A_2^2+B_2^2]^{1/2}$
6 *Ostwald*-Farben (o)
von maximalem (m) C_{AB} im Buntwertdiagram (A_2, B_2)
Lichtart E00, Y_W=100, Y_N=4

Parameter: *Y* & Name, Lichtart E00, Y_W=100, Y_N=4

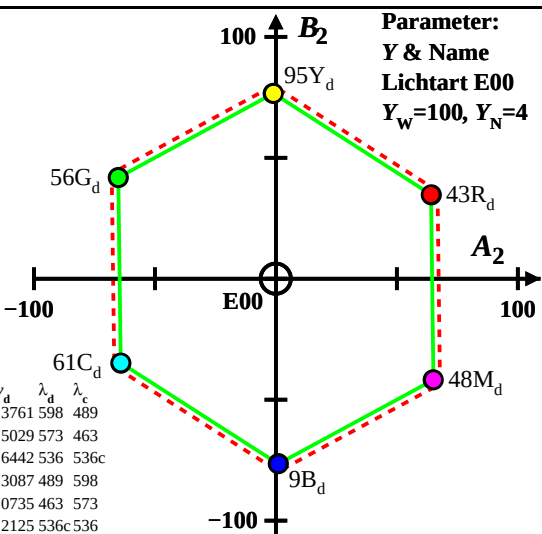

Name	Bereich	X_d	Y_d	Z_d	x_d	y_d	λ_d	λ_c
R_d	570_775	66.87	42.82	4.14	0.5874	0.3761	598	489
Y_d	494_775	84.04	95.02	9.85	0.4448	0.5029	573	463
G_d	494_570	21.27	56.3	9.81	0.2434	0.6442	536	536c
C_d	380_570	37.23	61.28	99.95	0.1875	0.3087	489	598
B_d	380_494	20.05	9.07	94.24	0.1625	0.0735	463	573
M_d	570_494	82.83	47.79	94.29	0.3682	0.2125	536c	536
W_d	380_775	100.0	100.0	100.0	0.3333	0.3333	100%	
N_d	380_775	4.0	4.0	4.0	0.3333	0.3333	4%	
Z_d	380_775	18.0	18.0	18.0	0.3333	0.3333	18%	

BGH61−5A

XYZ_W=98.07 , 100.0 , 118.22
$A_2 = 2{,}5\,(a_2 - a_{2,n})\,Y$
$B_2 = 2{,}5\,B_c\,(b_2 - b_{2,n})\,Y$
$a_2 = a_{20}\,[\,(x - x_c)/y]$
$b_2 = b_{20}\,[\,z/y]$
$a_{20} = 1,\ b_{20} = -0{,}4$
$x_c = 0{,}110,\ B_c = 0{,}700$
$C_{AB2}=[A_2^2+B_2^2]^{1/2}$
6 *Ostwald*-Farben (o)
von maximalem (m) C_{AB} im Buntwertdiagram (A_2, B_2)
Lichtart C00, Y_W=100, Y_N=4

Parameter: *Y* & Name, Lichtart C00, Y_W=100, Y_N=4

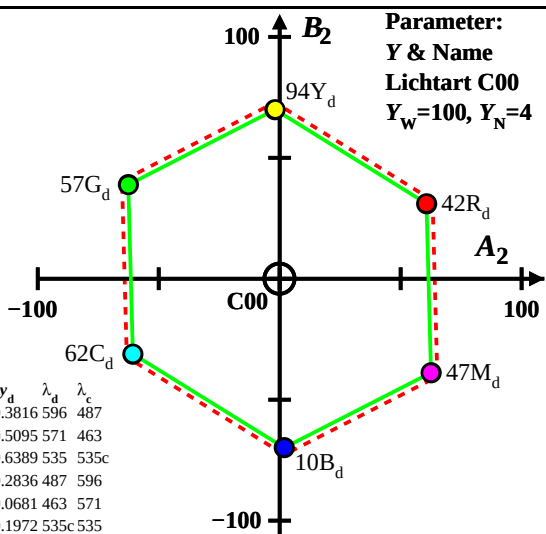

Name	Bereich	X_d	Y_d	Z_d	x_d	y_d	λ_d	λ_c
R_d	567_775	62.69	41.71	4.89	0.5735	0.3816	596	487
Y_d	492_775	79.24	94.26	11.49	0.4283	0.5095	571	463
G_d	492_567	20.56	56.65	11.44	0.2319	0.6389	535	535c
C_d	380_567	39.39	62.38	118.18	0.1791	0.2836	487	596
B_d	380_492	22.85	9.83	111.58	0.1584	0.0681	463	571
M_d	567_492	81.53	47.45	111.62	0.3388	0.1972	535c	535
W_d	380_775	98.07	100.0	118.22	0.31	0.3161	100%	
N_d	380_775	3.92	4.0	4.72	0.31	0.3161	4%	
Z_d	380_775	17.65	18.0	21.28	0.31	0.3161	18%	

BGH61−6A

XYZ_W=102.06 , 100.0 , 81.06
$A_2 = 2{,}5\,(a_2 - a_{2,n})\,Y$
$B_2 = 2{,}5\,B_c\,(b_2 - b_{2,n})\,Y$
$a_2 = a_{20}\,[\,(x - x_c)/y]$
$b_2 = b_{20}\,[\,z/y]$
$a_{20} = 1,\ b_{20} = -0{,}4$
$x_c = 0{,}110,\ B_c = 1{,}000$
$C_{AB2}=[A_2^2+B_2^2]^{1/2}$
6 *Ostwald*-Farben (o)
von maximalem (m) C_{AB} im Buntwertdiagram (A_2, B_2)
Lichtart P00, Y_W=100, Y_N=4

Parameter: *Y* & Name, Lichtart P00, Y_W=100, Y_N=4

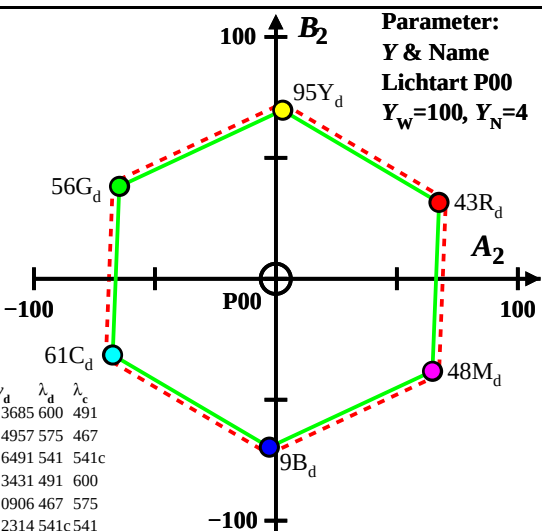

Name	Bereich	X_d	Y_d	Z_d	x_d	y_d	λ_d	λ_c
R_d	572_775	70.34	43.02	3.36	0.6025	0.3685	600	491
Y_d	496_775	89.27	94.7	7.07	0.4672	0.4957	575	467
G_d	496_572	23.11	55.77	7.03	0.2689	0.6491	541	541c
C_d	380_572	35.9	61.07	81.02	0.2017	0.3431	491	600
B_d	380_496	16.98	9.39	77.31	0.1637	0.0906	467	575
M_d	572_496	83.14	48.32	77.35	0.3981	0.2314	541c	541
W_d	380_775	102.06100.0		81.06	0.3604	0.3531	100%	
N_d	380_775	4.08	4.0	3.24	0.3604	0.3531	4%	
Z_d	380_775	18.37	18.0	14.59	0.3604	0.3531	18%	

BGH61−7A

XYZ_W=97.93 , 100.0 , 118.95
$A_2 = 2{,}5\,(a_2 - a_{2,n})\,Y$
$B_2 = 2{,}5\,B_c\,(b_2 - b_{2,n})\,Y$
$a_2 = a_{20}\,[\,(x - x_c)/y]$
$b_2 = b_{20}\,[\,z/y]$
$a_{20} = 1,\ b_{20} = -0{,}4$
$x_c = 0{,}110,\ B_c = 0{,}700$
$C_{AB2}=[A_2^2+B_2^2]^{1/2}$
6 *Ostwald*-Farben (o)
von maximalem (m) C_{AB} im Buntwertdiagram (A_2, B_2)
Lichtart Q00, Y_W=100, Y_N=4

Parameter: *Y* & Name, Lichtart Q00, Y_W=100, Y_N=4

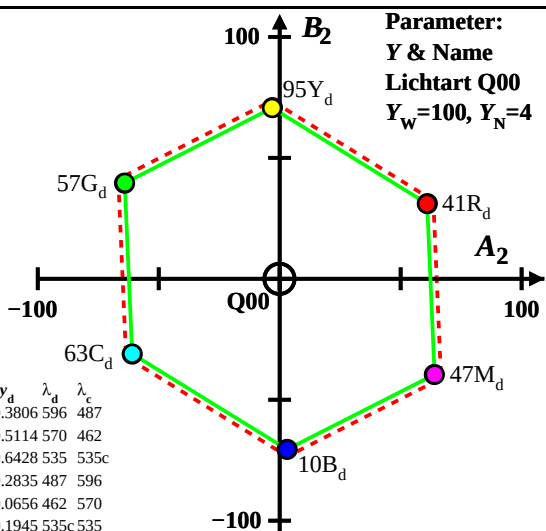

Name	Bereich	X_d	Y_d	Z_d	x_d	y_d	λ_d	λ_c
R_d	567_775	62.49	41.42	4.92	0.5741	0.3806	596	487
Y_d	492_775	78.77	94.59	11.57	0.4259	0.5114	570	462
G_d	492_567	20.28	57.26	11.53	0.2277	0.6428	535	535c
C_d	380_567	39.45	62.67	118.91	0.1784	0.2835	487	596
B_d	380_492	23.18	9.51	112.25	0.1599	0.0656	462	570
M_d	567_492	81.66	46.84	112.3	0.3391	0.1945	535c	535
W_d	380_775	97.93	100.0	118.95	0.309	0.3155	100%	
N_d	380_775	3.91	4.0	4.75	0.309	0.3155	4%	
Z_d	380_775	17.62	18.0	21.41	0.309	0.3155	18%	

BGH61−8A

BGH61−7N

TUB-Registrierung: 20220301-BGH6/BGH6L0NA.TXT /.PS   TUB-Material: Code=rha4ta
Anwendung für Beurteilung und Messung von Display- oder Druck-Ausgabe

TUB-Prüfvorlage BGH6; 6 *Ostwald*-Optimalfarben für 8 Lichtarten Dxx,   Eingabe: *rgb/cmy0/000k/n*
CIE-02, Diagramme (A_1, B_1) & (A_2, B_2), C=25:1