XYZ_W=95.04 , 100.0 , 108.89
$A_1 = 2{,}5\ (a_1 - a_{1,n})\ Y$
$B_1 = 2{,}5\ B_c\ (b_1 - b_{1,n})\ Y$
$a_1 = a_{20}\ [\ (x - x_c)\ /y]$
$b_1 = b_{20}\ [\ z\ /y]$
$a_{20} = 1,\ b_{20} = -0{,}4$
$x_c = 0{,}110,\ B_c = 1{,}000$
$C_{AB1} = [A_1^2 + B_1^2]^{1/2}$
6 *Ostwald*-Farben (o)
von maximalem (m) C_{AB} im
Buntwertdiagram (A_1, B_1)
Lichtart D65, Y_W=100, Y_N=10

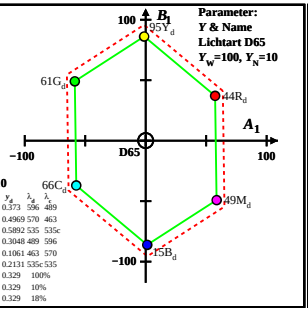

Name	Bereich	X_d	Y_d	Z_d	x_d	y_d	λ_d	λ_c
R_d	567_775	63.21	44.18	11.04	0.5337	0.373	596	489
Y_d	493_775	78.93	94.84	17.06	0.4135	0.4969	570	463
G_d	493_567	25.32	60.76	17.02	0.2455	0.5892	535	535c
C_d	380_567	41.44	65.92	108.85	0.1916	0.3048	489	596
B_d	380_493	25.71	15.26	102.83	0.1788	0.1061	463	570
M_d	567_493	79.33	49.34	102.87	0.3426	0.2131	535c	535
W_d	380_775	95.04	100.0	108.89	0.3127	0.329	100%	
N_d	380_775	9.5	10.0	10.88	0.3127	0.329	10%	
Z_d	380_775	17.1	18.0	19.6	0.3127	0.329	18%	

BGH70−1A

XYZ_W=96.42 , 100.0 , 82.49
$A_1 = 2{,}5\ (a_1 - a_{1,n})\ Y$
$B_1 = 2{,}5\ B_c\ (b_1 - b_{1,n})\ Y$
$a_1 = a_{20}\ [\ (x - x_c)\ /y]$
$b_1 = b_{20}\ [\ z\ /y]$
$a_{20} = 1,\ b_{20} = -0{,}4$
$x_c = 0{,}110,\ B_c = 1{,}000$
$C_{AB1} = [A_1^2 + B_1^2]^{1/2}$
6 *Ostwald*-Farben (o)
von maximalem (m) C_{AB} im
Buntwertdiagram (A_1, B_1)
Lichtart D50, Y_W=100, Y_N=10

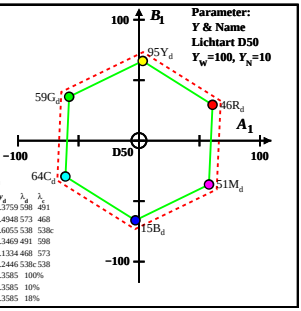

Name	Bereich	X_d	Y_d	Z_d	x_d	y_d	λ_d	λ_c
R_d	570_775	68.08	46.05	8.37	0.5557	0.3759	598	491
Y_d	496_775	84.45	94.64	12.16	0.4415	0.4948	573	463
G_d	496_570	26.11	58.68	12.12	0.2694	0.6055	538	538c
C_d	380_570	38.08	64.05	82.46	0.2063	0.3469	491	598
B_d	380_496	21.71	15.46	78.67	0.1874	0.1334	468	573
M_d	570_496	80.05	51.42	78.71	0.3808	0.2446	538c	538
W_d	380_775	96.42	100.0	82.49	0.3457	0.3585	100%	
N_d	380_775	9.64	10.0	8.24	0.3456	0.3585	10%	
Z_d	380_775	17.35	18.0	14.84	0.3457	0.3585	18%	

BGH70−2A

XYZ_W=100.93 , 100.0 , 64.68
$A_1 = 2{,}5\ (a_1 - a_{1,n})\ Y$
$B_1 = 2{,}5\ B_c\ (b_1 - b_{1,n})\ Y$
$a_1 = a_{20}\ [\ (x - x_c)\ /y]$
$b_1 = b_{20}\ [\ z\ /y]$
$a_{20} = 1,\ b_{20} = -0{,}4$
$x_c = 0{,}110,\ B_c = 1{,}000$
$C_{AB1} = [A_1^2 + B_1^2]^{1/2}$
6 *Ostwald*-Farben (o)
von maximalem (m) C_{AB} im
Buntwertdiagram (A_1, B_1)
Lichtart P40, Y_W=100, Y_N=10

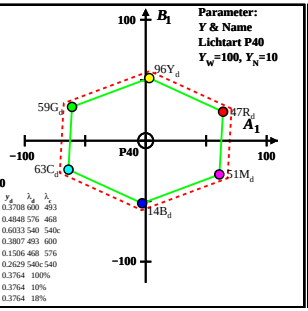

Name	Bereich	X_d	Y_d	Z_d	x_d	y_d	λ_d	λ_c
R_d	573_775	73.3	47.09	6.57	0.5773	0.3708	600	493
Y_d	498_775	91.64	95.82	10.18	0.4636	0.4848	576	468
G_d	498_573	28.53	58.83	10.14	0.2925	0.6033	540	540c
C_d	380_573	37.83	63.01	64.65	0.2285	0.3807	493	600
B_d	380_498	19.49	14.28	61.04	0.2055	0.1506	468	576
M_d	573_498	82.6	51.27	61.08	0.4236	0.2629	540c	540
W_d	380_775	100.93	100.0	64.68	0.3799	0.3764	100%	
N_d	380_775	10.09	10.0	6.46	0.3799	0.3764	10%	
Z_d	380_775	18.16	18.0	11.64	0.3799	0.3764	18%	

BGH70−3A

XYZ_W=109.84 , 99.99 , 35.58
$A_1 = 2{,}5\ (a_1 - a_{1,n})\ Y$
$B_1 = 2{,}5\ B_c\ (b_1 - b_{1,n})\ Y$
$a_1 = a_{20}\ [\ (x - x_c)\ /y]$
$b_1 = b_{20}\ [\ z\ /y]$
$a_{20} = 1,\ b_{20} = -0{,}4$
$x_c = 0{,}110,\ B_c = 1{,}000$
$C_{AB1} = [A_1^2 + B_1^2]^{1/2}$
6 *Ostwald*-Farben (o)
von maximalem (m) C_{AB} im
Buntwertdiagram (A_1, B_1)
Lichtart A00, Y_W=100, Y_N=10

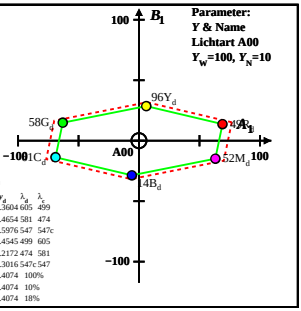

Name	Bereich	X_d	Y_d	Z_d	x_d	y_d	λ_d	λ_c
R_d	579_775	82.91	48.77	3.63	0.6127	0.3604	605	499
Y_d	504_775	105.02	96.39	5.69	0.507	0.4654	581	474
G_d	504_579	33.2	57.71	5.65	0.3437	0.5976	547	547c
C_d	380_579	38.03	61.33	35.54	0.2819	0.4545	499	605
B_d	380_504	15.93	13.71	33.48	0.2523	0.2172	474	581
M_d	579_504	87.75	52.39	33.52	0.5052	0.3016	547c	547
W_d	380_775	109.84	99.99	35.58	0.4475	0.4074	100%	
N_d	380_775	10.98	9.99	3.55	0.4475	0.4074	10%	
Z_d	380_775	19.77	17.99	6.4	0.4475	0.4074	18%	

BGH70−4A

XYZ_W=100.0 , 100.0 , 100.0
$A_1 = 2{,}5\ (a_1 - a_{1,n})\ Y$
$B_1 = 2{,}5\ B_c\ (b_1 - b_{1,n})\ Y$
$a_1 = a_{20}\ [\ (x - x_c)\ /y]$
$b_1 = b_{20}\ [\ z\ /y]$
$a_{20} = 1,\ b_{20} = -0{,}4$
$x_c = 0{,}110,\ B_c = 1{,}000$
$C_{AB1} = [A_1^2 + B_1^2]^{1/2}$
6 *Ostwald*-Farben (o)
von maximalem (m) C_{AB} im
Buntwertdiagram (A_1, B_1)
Lichtart E00, Y_W=100, Y_N=10

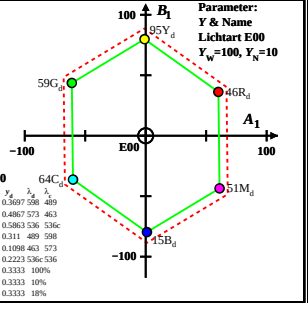

Name	Bereich	X_d	Y_d	Z_d	x_d	y_d	λ_d	λ_c
R_d	570_775	68.94	46.4	10.14	0.5494	0.3697	598	489
Y_d	494_775	85.05	95.34	15.49	0.4341	0.4867	573	463
G_d	494_570	26.2	59.04	15.45	0.2601	0.5863	536	536c
C_d	380_570	41.16	63.7	99.96	0.2009	0.311	489	598
B_d	380_494	25.06	14.76	94.61	0.1864	0.1098	463	573
M_d	570_494	83.9	51.06	94.65	0.3654	0.2223	536c	536
W_d	380_775	100.0	100.0	100.0	0.3333	0.3333	100%	
N_d	380_775	10.0	10.0	10.0	0.3333	0.3333	10%	
Z_d	380_775	18.0	18.0	18.0	0.3333	0.3333	18%	

BGH70−5A

XYZ_W=98.07 , 100.0 , 118.22
$A_1 = 2{,}5\ (a_1 - a_{1,n})\ Y$
$B_1 = 2{,}5\ B_c\ (b_1 - b_{1,n})\ Y$
$a_1 = a_{20}\ [\ (x - x_c)\ /y]$
$b_1 = b_{20}\ [\ z\ /y]$
$a_{20} = 1,\ b_{20} = -0{,}4$
$x_c = 0{,}110,\ B_c = 1{,}000$
$C_{AB1} = [A_1^2 + B_1^2]^{1/2}$
6 *Ostwald*-Farben (o)
von maximalem (m) C_{AB} im
Buntwertdiagram (A_1, B_1)
Lichtart C00, Y_W=100, Y_N=10

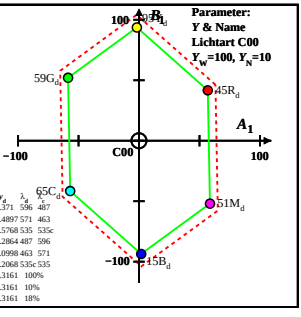

Name	Bereich	X_d	Y_d	Z_d	x_d	y_d	λ_d	λ_c
R_d	567_775	64.91	45.36	11.98	0.5309	0.371	596	487
Y_d	492_775	80.42	94.63	18.17	0.4162	0.4897	571	463
G_d	492_567	25.41	59.36	18.12	0.2469	0.5768	535	535c
C_d	380_567	43.07	64.74	118.19	0.1905	0.2864	487	596
B_d	380_492	27.56	15.47	112.0	0.1777	0.0998	463	571
M_d	567_492	82.57	50.74	112.04	0.3365	0.2068	535c	535
W_d	380_775	98.07	100.0	118.22	0.31	0.3161	100%	
N_d	380_775	9.8	10.0	11.82	0.31	0.3161	10%	
Z_d	380_775	17.65	18.0	21.28	0.31	0.3161	18%	

BGH70−6A

XYZ_W=102.06 , 100.0 , 81.06
$A_1 = 2{,}5\ (a_1 - a_{1,n})\ Y$
$B_1 = 2{,}5\ B_c\ (b_1 - b_{1,n})\ Y$
$a_1 = a_{20}\ [\ (x - x_c)\ /y]$
$b_1 = b_{20}\ [\ z\ /y]$
$a_{20} = 1,\ b_{20} = -0{,}4$
$x_c = 0{,}110,\ B_c = 1{,}000$
$C_{AB1} = [A_1^2 + B_1^2]^{1/2}$
6 *Ostwald*-Farben (o)
von maximalem (m) C_{AB} im
Buntwertdiagram (A_1, B_1)
Lichtart P00, Y_W=100, Y_N=10

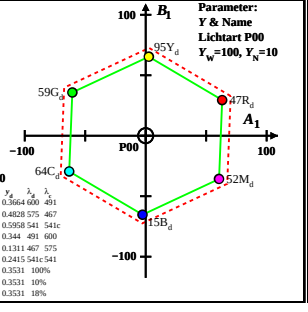

Name	Bereich	X_d	Y_d	Z_d	x_d	y_d	λ_d	λ_c
R_d	572_775	72.33	46.59	8.22	0.5688	0.3664	600	491
Y_d	496_775	90.07	95.04	11.7	0.4576	0.4828	575	467
G_d	496_572	28.05	58.54	11.66	0.2854	0.5958	541	541c
C_d	380_572	40.05	63.51	81.02	0.2169	0.344	491	600
B_d	380_496	22.3	15.06	77.55	0.194	0.1311	467	575
M_d	572_496	84.33	51.56	77.59	0.395	0.2415	541c	541
W_d	380_775	102.06	100.0	81.06	0.3604	0.3531	100%	
N_d	380_775	10.2	10.0	8.1	0.3604	0.3531	10%	
Z_d	380_775	18.37	18.0	14.59	0.3604	0.3531	18%	

BGH70−7A

XYZ_W=97.93 , 100.0 , 118.95
$A_1 = 2{,}5\ (a_1 - a_{1,n})\ Y$
$B_1 = 2{,}5\ B_c\ (b_1 - b_{1,n})\ Y$
$a_1 = a_{20}\ [\ (x - x_c)\ /y]$
$b_1 = b_{20}\ [\ z\ /y]$
$a_{20} = 1,\ b_{20} = -0{,}4$
$x_c = 0{,}110,\ B_c = 1{,}000$
$C_{AB1} = [A_1^2 + B_1^2]^{1/2}$
6 *Ostwald*-Farben (o)
von maximalem (m) C_{AB} im
Buntwertdiagram (A_1, B_1)
Lichtart Q00, Y_W=100, Y_N=10

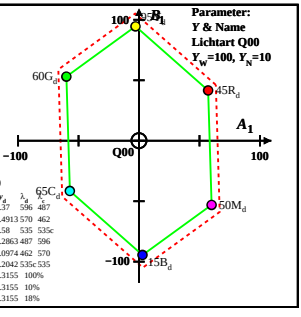

Name	Bereich	X_d	Y_d	Z_d	x_d	y_d	λ_d	λ_c
R_d	567_775	64.71	45.09	12.05	0.531	0.37	596	487
Y_d	492_775	79.97	94.93	18.29	0.4139	0.4913	570	462
G_d	492_567	25.14	59.93	18.25	0.2433	0.58	535	535c
C_d	380_567	43.11	65.01	118.92	0.1898	0.2863	487	596
B_d	380_492	27.85	15.17	112.68	0.1789	0.0974	462	570
M_d	567_492	82.68	50.17	112.72	0.3366	0.2042	535c	535
W_d	380_775	97.93	100.0	118.95	0.309	0.3155	100%	
N_d	380_775	9.79	10.0	11.89	0.309	0.3155	10%	
Z_d	380_775	17.62	18.0	21.41	0.309	0.3155	18%	

BGH70−8A