http://farbe.li.tu-berlin.de/BGH8/BGH8L0NP.PDF /.PS; nur Vektorgrafik VG; Start-Ausgabe
N: Keine 3D-Linearisierung (OL) in Datei (F) oder PS-Startup (S), Seite 1/1

Siehe ähnliche Dateien: http://farbe.li.tu-berlin.de/BGH8/BGH8.HTM
Technische Information: http://farbe.li.tu-berlin.de oder http://farbe.li.tu-berlin.de/

XYZ_W=95.04 , 100.0 , 108.89
$A_1 = 2,5\,(a_1 - a_{1,n})\,Y$
$B_1 = 2,5\,B_c\,(b_1 - b_{1,n})\,Y$
$a_1 = a_{20}\,[\,(x - x_c)\,/\,y]$
$b_1 = b_{20}\,[\,z\,/\,y]$
$a_{20} = 1,\; b_{20} = -0,4$
$x_c = 0,110,\; B_c = 1,000$
$C_{AB1}=[A_1^2+B_1^2]^{1/2}$
6 *Ostwald*-Farben (o)
von maximalem (m) C_{AB} im
Buntwertdiagram (A_1, B_1)
Lichtart D65, Y_W=100, Y_N=25

Parameter:
***Y* & Name**
Lichtart D65
Y_W=100, Y_N=25

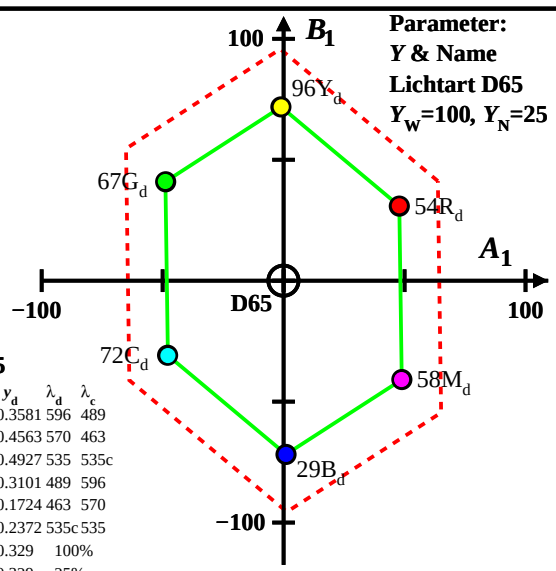

Name	Bereich	X_d	Y_d	Z_d	x_d	y_d	λ_d	λ_c
R_d	567_775	68.53	53.5	27.36	0.4587	0.3581	596	489
Y_d	493_775	81.63	95.72	32.39	0.3892	0.4563	570	463
G_d	493_567	36.95	67.31	32.35	0.2704	0.4927	535	535c
C_d	380_567	50.39	71.62	108.88	0.2182	0.3101	489	596
B_d	380_493	37.28	29.4	103.85	0.2186	0.1724	463	570
M_d	567_493	81.96	57.8	103.89	0.3363	0.2372	535c	535
W_d	380_775	95.04	100.0	108.89	0.3127	0.329	100%	
N_d	380_775	23.76	25.0	27.22	0.3127	0.329	25%	
Z_d	380_775	17.1	18.0	19.6	0.3127	0.329	18%	

BGH80−1A

XYZ_W=96.42 , 100.0 , 82.49
$A_1 = 2,5\,(a_1 - a_{1,n})\,Y$
$B_1 = 2,5\,B_c\,(b_1 - b_{1,n})\,Y$
$a_1 = a_{20}\,[\,(x - x_c)\,/\,y]$
$b_1 = b_{20}\,[\,z\,/\,y]$
$a_{20} = 1,\; b_{20} = -0,4$
$x_c = 0,110,\; B_c = 1,000$
$C_{AB1}=[A_1^2+B_1^2]^{1/2}$
6 *Ostwald*-Farben (o)
von maximalem (m) C_{AB} im
Buntwertdiagram (A_1, B_1)
Lichtart D50, Y_W=100, Y_N=25

Parameter:
***Y* & Name**
Lichtart D50
Y_W=100, Y_N=25

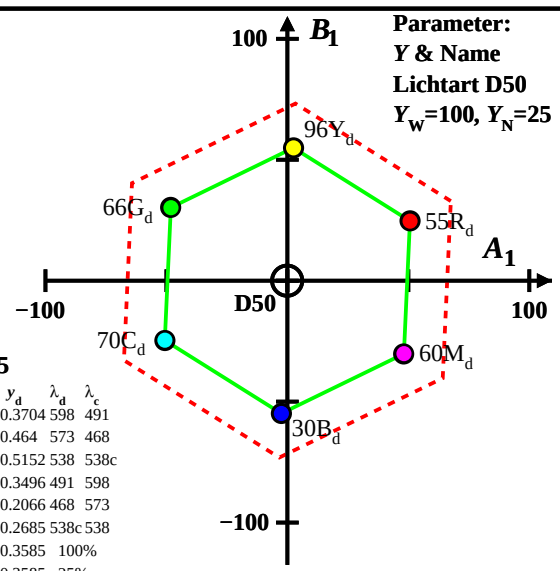

Name	Bereich	X_d	Y_d	Z_d	x_d	y_d	λ_d	λ_c
R_d	570_775	72.82	55.06	20.74	0.4899	0.3704	598	491
Y_d	496_775	86.46	95.55	23.9	0.4199	0.464	573	468
G_d	496_570	37.84	65.58	23.86	0.2973	0.5152	538	538c
C_d	380_570	47.82	70.06	82.48	0.2386	0.3496	491	598
B_d	380_496	34.18	29.57	79.32	0.2389	0.2066	468	573
M_d	570_496	82.8	59.53	79.35	0.3734	0.2685	538c	538
W_d	380_775	96.42	100.0	82.49	0.3457	0.3585	100%	
N_d	380_775	24.1	25.0	20.62	0.3457	0.3585	25%	
Z_d	380_775	17.35	18.0	14.84	0.3457	0.3585	18%	

BGH80−2A

XYZ_W=100.93 , 100.0 , 64.68
$A_1 = 2,5\,(a_1 - a_{1,n})\,Y$
$B_1 = 2,5\,B_c\,(b_1 - b_{1,n})\,Y$
$a_1 = a_{20}\,[\,(x - x_c)\,/\,y]$
$b_1 = b_{20}\,[\,z\,/\,y]$
$a_{20} = 1,\; b_{20} = -0,4$
$x_c = 0,110,\; B_c = 1,000$
$C_{AB1}=[A_1^2+B_1^2]^{1/2}$
6 *Ostwald*-Farben (o)
von maximalem (m) C_{AB} im
Buntwertdiagram (A_1, B_1)
Lichtart P40, Y_W=100, Y_N=25

Parameter:
***Y* & Name**
Lichtart P40
Y_W=100, Y_N=25

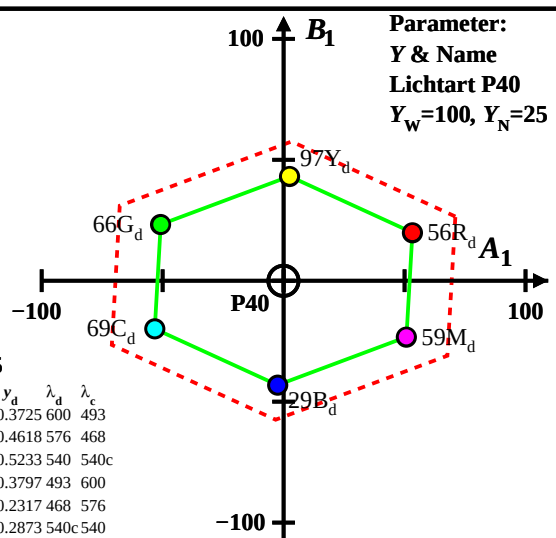

Name	Bereich	X_d	Y_d	Z_d	x_d	y_d	λ_d	λ_c
R_d	573_775	77.92	55.92	16.27	0.519	0.3725	600	493
Y_d	498_775	93.2	96.53	19.27	0.4459	0.4618	576	468
G_d	498_573	40.61	65.71	19.24	0.3234	0.5233	540	540c
C_d	380_573	48.36	69.19	64.67	0.2654	0.3797	493	600
B_d	380_498	33.08	28.58	61.66	0.2682	0.2317	468	576
M_d	573_498	85.67	59.41	61.69	0.4143	0.2873	540c	540
W_d	380_775	100.93	100.0	64.68	0.3799	0.3764	100%	
N_d	380_775	25.23	25.0	16.17	0.3799	0.3764	25%	
Z_d	380_775	18.16	18.0	11.64	0.3799	0.3764	18%	

BGH80−3A

XYZ_W=109.84 , 99.99 , 35.58
$A_1 = 2,5\,(a_1 - a_{1,n})\,Y$
$B_1 = 2,5\,B_c\,(b_1 - b_{1,n})\,Y$
$a_1 = a_{20}\,[\,(x - x_c)\,/\,y]$
$b_1 = b_{20}\,[\,z\,/\,y]$
$a_{20} = 1,\; b_{20} = -0,4$
$x_c = 0,110,\; B_c = 1,000$
$C_{AB1}=[A_1^2+B_1^2]^{1/2}$
6 *Ostwald*-Farben (o)
von maximalem (m) C_{AB} im
Buntwertdiagram (A_1, B_1)
Lichtart A00, Y_W=100, Y_N=25

Parameter:
***Y* & Name**
Lichtart A00
Y_W=100, Y_N=25

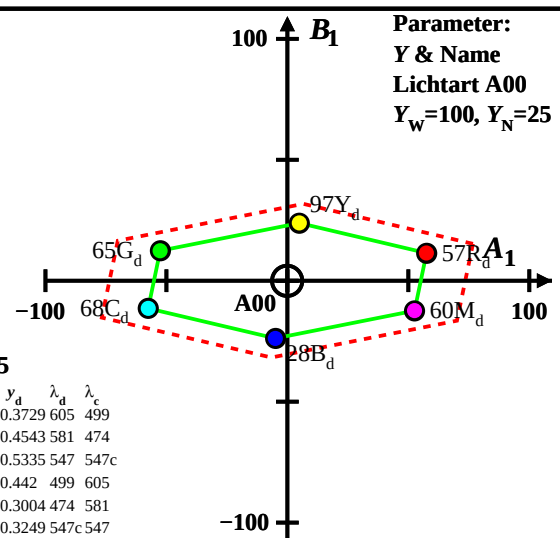

Name	Bereich	X_d	Y_d	Z_d	x_d	y_d	λ_d	λ_c
R_d	579_775	87.42	57.32	8.96	0.5687	0.3729	605	499
Y_d	504_775	105.84	97.01	10.68	0.4956	0.4543	581	474
G_d	504_579	45.99	64.78	10.65	0.3787	0.5335	547	547c
C_d	380_579	50.02	67.79	35.56	0.3261	0.442	499	605
B_d	380_504	31.6	28.11	33.84	0.3377	0.3004	474	581
M_d	579_504	91.45	60.34	33.87	0.4925	0.3249	547c	547
W_d	380_775	109.84	99.99	35.58	0.4475	0.4074	100%	
N_d	380_775	27.46	24.99	8.89	0.4475	0.4074	25%	
Z_d	380_775	19.77	17.99	6.4	0.4475	0.4074	18%	

BGH80−4A

XYZ_W=100.0 , 100.0 , 100.0
$A_1 = 2,5\,(a_1 - a_{1,n})\,Y$
$B_1 = 2,5\,B_c\,(b_1 - b_{1,n})\,Y$
$a_1 = a_{20}\,[\,(x - x_c)\,/\,y]$
$b_1 = b_{20}\,[\,z\,/\,y]$
$a_{20} = 1,\; b_{20} = -0,4$
$x_c = 0,110,\; B_c = 1,000$
$C_{AB1}=[A_1^2+B_1^2]^{1/2}$
6 *Ostwald*-Farben (o)
von maximalem (m) C_{AB} im
Buntwertdiagram (A_1, B_1)
Lichtart E00, Y_W=100, Y_N=25

Parameter:
***Y* & Name**
Lichtart E00
Y_W=100, Y_N=25

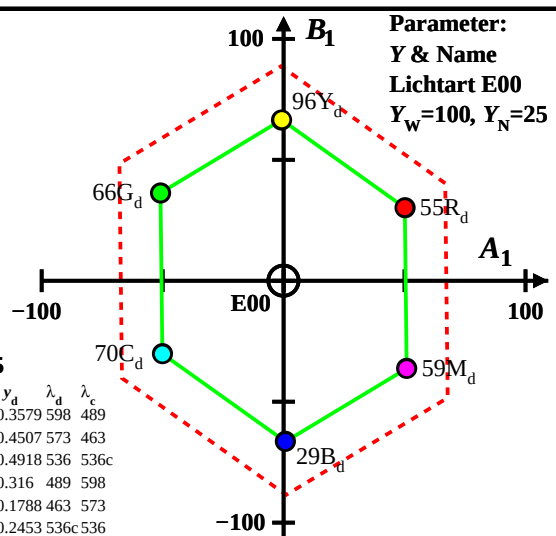

Name	Bereich	X_d	Y_d	Z_d	x_d	y_d	λ_d	λ_c
R_d	570_775	74.14	55.35	25.13	0.4794	0.3579	598	489
Y_d	494_775	87.55	96.13	29.6	0.4105	0.4507	573	463
G_d	494_570	38.51	65.88	29.56	0.2875	0.4918	536	536c
C_d	380_570	50.98	69.77	99.98	0.2309	0.316	489	598
B_d	380_494	37.56	28.98	95.52	0.2317	0.1788	463	573
M_d	570_494	86.6	59.23	95.56	0.3587	0.2453	536c	536
W_d	380_775	100.0	100.0	100.0	0.3333	0.3333	100%	
N_d	380_775	25.0	25.0	25.0	0.3333	0.3333	25%	
Z_d	380_775	18.0	18.0	18.0	0.3333	0.3333	18%	

BGH80−5A

XYZ_W=98.07 , 100.0 , 118.22
$A_1 = 2,5\,(a_1 - a_{1,n})\,Y$
$B_1 = 2,5\,B_c\,(b_1 - b_{1,n})\,Y$
$a_1 = a_{20}\,[\,(x - x_c)\,/\,y]$
$b_1 = b_{20}\,[\,z\,/\,y]$
$a_{20} = 1,\; b_{20} = -0,4$
$x_c = 0,110,\; B_c = 1,000$
$C_{AB1}=[A_1^2+B_1^2]^{1/2}$
6 *Ostwald*-Farben (o)
von maximalem (m) C_{AB} im
Buntwertdiagram (A_1, B_1)
Lichtart C00, Y_W=100, Y_N=25

Parameter:
***Y* & Name**
Lichtart C00
Y_W=100, Y_N=25

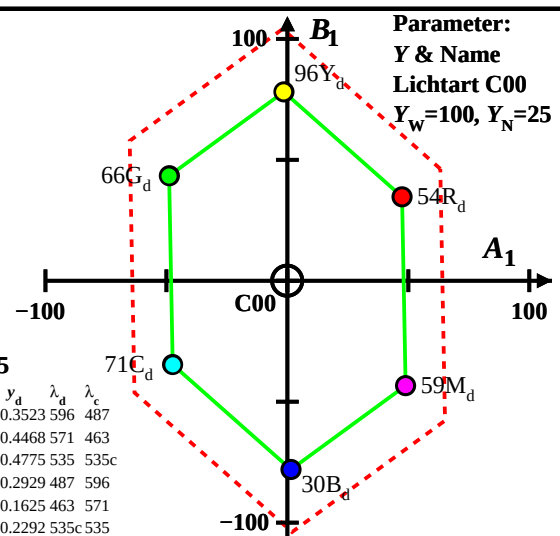

Name	Bereich	X_d	Y_d	Z_d	x_d	y_d	λ_d	λ_c
R_d	567_775	70.45	54.48	29.71	0.4555	0.3523	596	487
Y_d	492_775	83.38	95.54	34.86	0.39	0.4468	571	463
G_d	492_567	37.54	66.15	34.83	0.2709	0.4775	535	535c
C_d	380_567	52.25	70.63	118.21	0.2167	0.2929	487	596
B_d	380_492	39.32	29.58	113.06	0.2161	0.1625	463	571
M_d	567_492	85.17	58.96	113.09	0.3311	0.2292	535c	535
W_d	380_775	98.07	100.0	118.22	0.31	0.3161	100%	
N_d	380_775	24.51	25.0	29.55	0.31	0.3161	25%	
Z_d	380_775	17.65	18.0	21.28	0.31	0.3161	18%	

BGH80−6A

XYZ_W=102.06 , 100.0 , 81.06
$A_1 = 2,5\,(a_1 - a_{1,n})\,Y$
$B_1 = 2,5\,B_c\,(b_1 - b_{1,n})\,Y$
$a_1 = a_{20}\,[\,(x - x_c)\,/\,y]$
$b_1 = b_{20}\,[\,z\,/\,y]$
$a_{20} = 1,\; b_{20} = -0,4$
$x_c = 0,110,\; B_c = 1,000$
$C_{AB1}=[A_1^2+B_1^2]^{1/2}$
6 *Ostwald*-Farben (o)
von maximalem (m) C_{AB} im
Buntwertdiagram (A_1, B_1)
Lichtart P00, Y_W=100, Y_N=25

Parameter:
***Y* & Name**
Lichtart P00
Y_W=100, Y_N=25

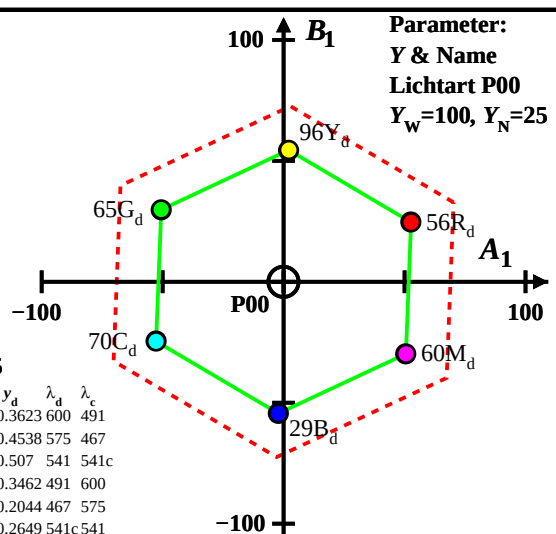

Name	Bereich	X_d	Y_d	Z_d	x_d	y_d	λ_d	λ_c
R_d	572_775	77.3	55.51	20.38	0.5046	0.3623	600	491
Y_d	496_775	92.09	95.88	23.27	0.4359	0.4538	575	467
G_d	496_572	40.4	65.47	23.24	0.3129	0.507	541	541c
C_d	380_572	50.4	69.61	81.04	0.2506	0.3462	491	600
B_d	380_496	35.61	29.24	78.15	0.249	0.2044	467	575
M_d	572_496	87.3	59.65	78.18	0.3877	0.2649	541c	541
W_d	380_775	102.06	100.0	81.06	0.3604	0.3531	100%	
N_d	380_775	25.51	25.0	20.26	0.3604	0.3531	25%	
Z_d	380_775	18.37	18.0	14.59	0.3604	0.3531	18%	

BGH80−7A

XYZ_W=97.93 , 100.0 , 118.95
$A_1 = 2,5\,(a_1 - a_{1,n})\,Y$
$B_1 = 2,5\,B_c\,(b_1 - b_{1,n})\,Y$
$a_1 = a_{20}\,[\,(x - x_c)\,/\,y]$
$b_1 = b_{20}\,[\,z\,/\,y]$
$a_{20} = 1,\; b_{20} = -0,4$
$x_c = 0,110,\; B_c = 1,000$
$C_{AB1}=[A_1^2+B_1^2]^{1/2}$
6 *Ostwald*-Farben (o)
von maximalem (m) C_{AB} im
Buntwertdiagram (A_1, B_1)
Lichtart Q00, Y_W=100, Y_N=25

Parameter:
***Y* & Name**
Lichtart Q00
Y_W=100, Y_N=25

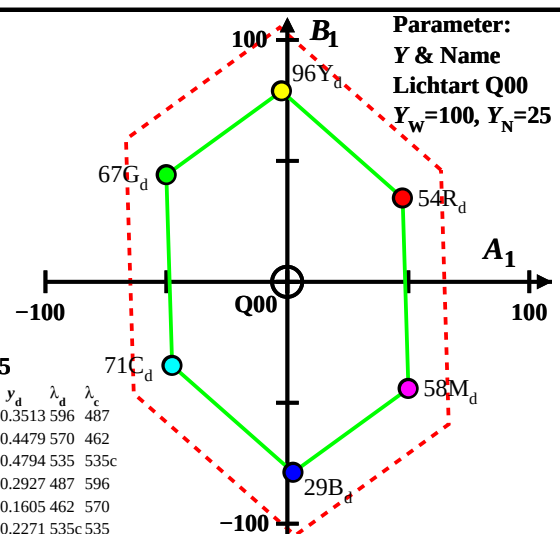

Name	Bereich	X_d	Y_d	Z_d	x_d	y_d	λ_d	λ_c
R_d	567_775	70.27	54.26	29.89	0.455	0.3513	596	487
Y_d	492_775	82.98	95.79	35.09	0.388	0.4479	570	462
G_d	492_567	37.29	66.63	35.05	0.2683	0.4794	535	535c
C_d	380_567	52.26	70.86	118.94	0.2159	0.2927	487	596
B_d	380_492	39.55	29.32	113.74	0.2165	0.1605	462	570
M_d	567_492	85.24	58.49	113.78	0.331	0.2271	535c	535
W_d	380_775	97.93	100.0	118.95	0.309	0.3155	100%	
N_d	380_775	24.48	25.0	29.73	0.309	0.3155	25%	
Z_d	380_775	17.62	18.0	21.41	0.309	0.3155	18%	

BGH80−8A

BGH80−7N

XYZ_W=95.04 , 100.0 , 108.89
$A_2 = 2,5\,(a_2 - a_{2,n})\,Y$
$B_2 = 2,5\,B_c\,(b_2 - b_{2,n})\,Y$
$a_2 = a_{20}\,[\,(x - x_c)\,/\,y]$
$b_2 = b_{20}\,[\,z\,/\,y]$
$a_{20} = 1,\; b_{20} = -0,4$
$x_c = 0,110,\; B_c = 0,800$
$C_{AB2}=[A_2^2+B_2^2]^{1/2}$
6 *Ostwald*-Farben (o)
von maximalem (m) C_{AB} im
Buntwertdiagram (A_2, B_2)
Lichtart D65, Y_W=100, Y_N=25

Parameter:
***Y* & Name**
Lichtart D65
Y_W=100, Y_N=25

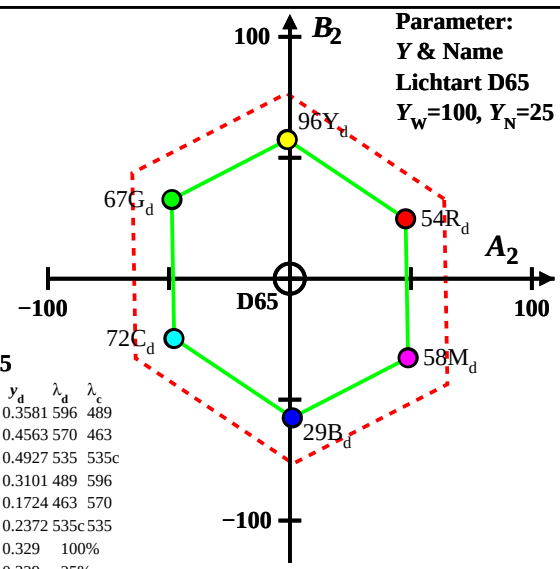

Name	Bereich	X_d	Y_d	Z_d	x_d	y_d	λ_d	λ_c
R_d	567_775	68.53	53.5	27.36	0.4587	0.3581	596	489
Y_d	493_775	81.63	95.72	32.39	0.3892	0.4563	570	463
G_d	493_567	36.95	67.31	32.35	0.2704	0.4927	535	535c
C_d	380_567	50.39	71.62	108.88	0.2182	0.3101	489	596
B_d	380_493	37.28	29.4	103.85	0.2186	0.1724	463	570
M_d	567_493	81.96	57.8	103.89	0.3363	0.2372	535c	535
W_d	380_775	95.04	100.0	108.89	0.3127	0.329	100%	
N_d	380_775	23.76	25.0	27.22	0.3127	0.329	25%	
Z_d	380_775	17.1	18.0	19.6	0.3127	0.329	18%	

BGH81−1A

XYZ_W=96.42 , 100.0 , 82.49
$A_2 = 2,5\,(a_2 - a_{2,n})\,Y$
$B_2 = 2,5\,B_c\,(b_2 - b_{2,n})\,Y$
$a_2 = a_{20}\,[\,(x - x_c)\,/\,y]$
$b_2 = b_{20}\,[\,z\,/\,y]$
$a_{20} = 1,\; b_{20} = -0,4$
$x_c = 0,110,\; B_c = 1,000$
$C_{AB2}=[A_2^2+B_2^2]^{1/2}$
6 *Ostwald*-Farben (o)
von maximalem (m) C_{AB} im
Buntwertdiagram (A_2, B_2)
Lichtart D50, Y_W=100, Y_N=25

Parameter:
***Y* & Name**
Lichtart D50
Y_W=100, Y_N=25

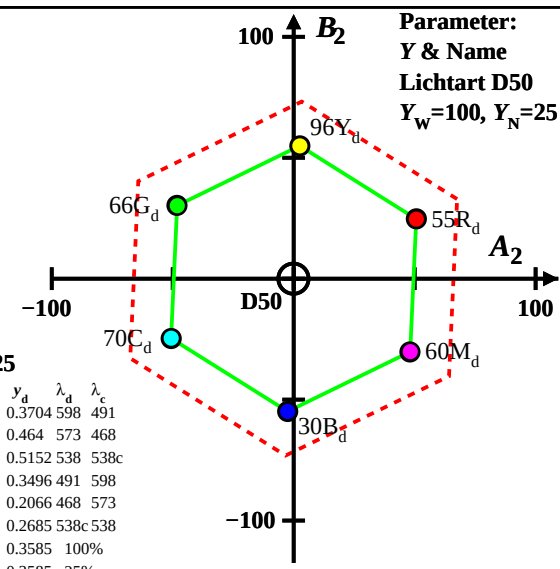

Name	Bereich	X_d	Y_d	Z_d	x_d	y_d	λ_d	λ_c
R_d	570_775	72.82	55.06	20.74	0.4899	0.3704	598	491
Y_d	496_775	86.46	95.55	23.9	0.4199	0.464	573	468
G_d	496_570	37.84	65.58	23.86	0.2973	0.5152	538	538c
C_d	380_570	47.82	70.06	82.48	0.2386	0.3496	491	598
B_d	380_496	34.18	29.57	79.32	0.2389	0.2066	468	573
M_d	570_496	82.8	59.53	79.35	0.3734	0.2685	538c	538
W_d	380_775	96.42	100.0	82.49	0.3457	0.3585	100%	
N_d	380_775	24.1	25.0	20.62	0.3457	0.3585	25%	
Z_d	380_775	17.35	18.0	14.84	0.3457	0.3585	18%	

BGH81−2A

XYZ_W=100.93 , 100.0 , 64.68
$A_2 = 2,5\,(a_2 - a_{2,n})\,Y$
$B_2 = 2,5\,B_c\,(b_2 - b_{2,n})\,Y$
$a_2 = a_{20}\,[\,(x - x_c)\,/\,y]$
$b_2 = b_{20}\,[\,z\,/\,y]$
$a_{20} = 1,\; b_{20} = -0,4$
$x_c = 0,110,\; B_c = 1,300$
$C_{AB2}=[A_2^2+B_2^2]^{1/2}$
6 *Ostwald*-Farben (o)
von maximalem (m) C_{AB} im
Buntwertdiagram (A_2, B_2)
Lichtart P40, Y_W=100, Y_N=25

Parameter:
***Y* & Name**
Lichtart P40
Y_W=100, Y_N=25

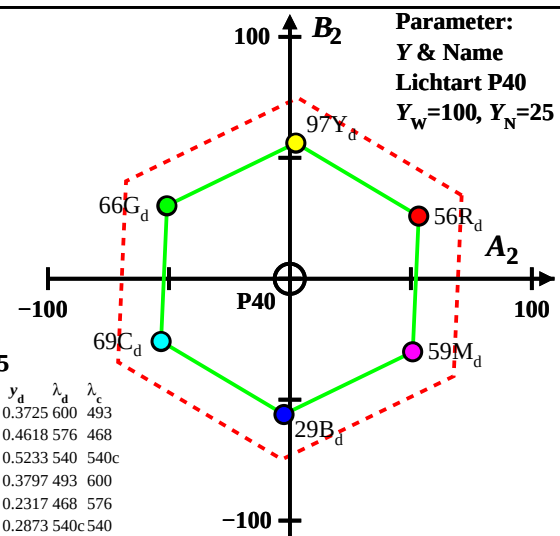

Name	Bereich	X_d	Y_d	Z_d	x_d	y_d	λ_d	λ_c
R_d	573_775	77.92	55.92	16.27	0.519	0.3725	600	493
Y_d	498_775	93.2	96.53	19.27	0.4459	0.4618	576	468
G_d	498_573	40.61	65.71	19.24	0.3234	0.5233	540	540c
C_d	380_573	48.36	69.19	64.67	0.2654	0.3797	493	600
B_d	380_498	33.08	28.58	61.66	0.2682	0.2317	468	576
M_d	573_498	85.67	59.41	61.69	0.4143	0.2873	540c	540
W_d	380_775	100.93	100.0	64.68	0.3799	0.3764	100%	
N_d	380_775	25.23	25.0	16.17	0.3799	0.3764	25%	
Z_d	380_775	18.16	18.0	11.64	0.3799	0.3764	18%	

BGH81−3A

XYZ_W=109.84 , 99.99 , 35.58
$A_2 = 2,5\,(a_2 - a_{2,n})\,Y$
$B_2 = 2,5\,B_c\,(b_2 - b_{2,n})\,Y$
$a_2 = a_{20}\,[\,(x - x_c)\,/\,y]$
$b_2 = b_{20}\,[\,z\,/\,y]$
$a_{20} = 1,\; b_{20} = -0,4$
$x_c = 0,110,\; B_c = 2,500$
$C_{AB2}=[A_2^2+B_2^2]^{1/2}$
6 *Ostwald*-Farben (o)
von maximalem (m) C_{AB} im
Buntwertdiagram (A_2, B_2)
Lichtart A00, Y_W=100, Y_N=25

Parameter:
***Y* & Name**
Lichtart A00
Y_W=100, Y_N=25

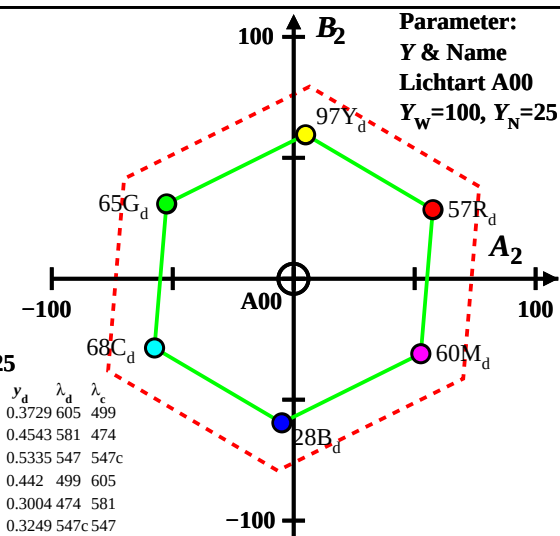

Name	Bereich	X_d	Y_d	Z_d	x_d	y_d	λ_d	λ_c
R_d	579_775	87.42	57.32	8.96	0.5687	0.3729	605	499
Y_d	504_775	105.84	97.01	10.68	0.4956	0.4543	581	474
G_d	504_579	45.99	64.78	10.65	0.3787	0.5335	547	547c
C_d	380_579	50.02	67.79	35.56	0.3261	0.442	499	605
B_d	380_504	31.6	28.11	33.84	0.3377	0.3004	474	581
M_d	579_504	91.45	60.34	33.87	0.4925	0.3249	547c	547
W_d	380_775	109.84	99.99	35.58	0.4475	0.4074	100%	
N_d	380_775	27.46	24.99	8.89	0.4475	0.4074	25%	
Z_d	380_775	19.77	17.99	6.4	0.4475	0.4074	18%	

BGH81−4A

XYZ_W=100.0 , 100.0 , 100.0
$A_2 = 2,5\,(a_2 - a_{2,n})\,Y$
$B_2 = 2,5\,B_c\,(b_2 - b_{2,n})\,Y$
$a_2 = a_{20}\,[\,(x - x_c)\,/\,y]$
$b_2 = b_{20}\,[\,z\,/\,y]$
$a_{20} = 1,\; b_{20} = -0,4$
$x_c = 0,110,\; B_c = 0,900$
$C_{AB2}=[A_2^2+B_2^2]^{1/2}$
6 *Ostwald*-Farben (o)
von maximalem (m) C_{AB} im
Buntwertdiagram (A_2, B_2)
Lichtart E00, Y_W=100, Y_N=25

Parameter:
***Y* & Name**
Lichtart E00
Y_W=100, Y_N=25

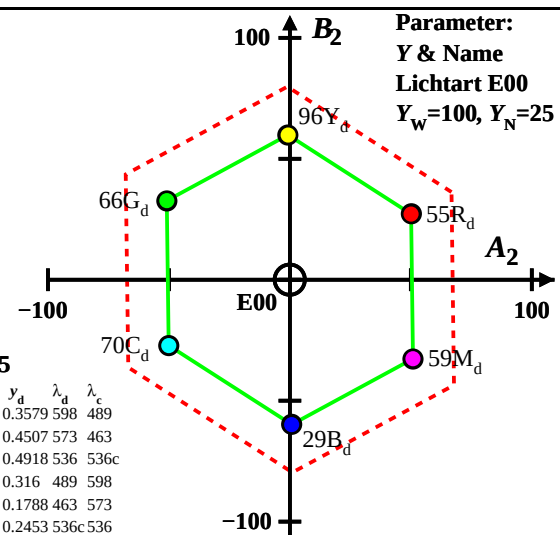

Name	Bereich	X_d	Y_d	Z_d	x_d	y_d	λ_d	λ_c
R_d	570_775	74.14	55.35	25.13	0.4794	0.3579	598	489
Y_d	494_775	87.55	96.13	29.6	0.4105	0.4507	573	463
G_d	494_570	38.51	65.88	29.56	0.2875	0.4918	536	536c
C_d	380_570	50.98	69.77	99.98	0.2309	0.316	489	598
B_d	380_494	37.56	28.98	95.52	0.2317	0.1788	463	573
M_d	570_494	86.6	59.23	95.56	0.3587	0.2453	536c	536
W_d	380_775	100.0	100.0	100.0	0.3333	0.3333	100%	
N_d	380_775	25.0	25.0	25.0	0.3333	0.3333	25%	
Z_d	380_775	18.0	18.0	18.0	0.3333	0.3333	18%	

BGH81−5A

XYZ_W=98.07 , 100.0 , 118.22
$A_2 = 2,5\,(a_2 - a_{2,n})\,Y$
$B_2 = 2,5\,B_c\,(b_2 - b_{2,n})\,Y$
$a_2 = a_{20}\,[\,(x - x_c)\,/\,y]$
$b_2 = b_{20}\,[\,z\,/\,y]$
$a_{20} = 1,\; b_{20} = -0,4$
$x_c = 0,110,\; B_c = 0,700$
$C_{AB2}=[A_2^2+B_2^2]^{1/2}$
6 *Ostwald*-Farben (o)
von maximalem (m) C_{AB} im
Buntwertdiagram (A_2, B_2)
Lichtart C00, Y_W=100, Y_N=25

Parameter:
***Y* & Name**
Lichtart C00
Y_W=100, Y_N=25

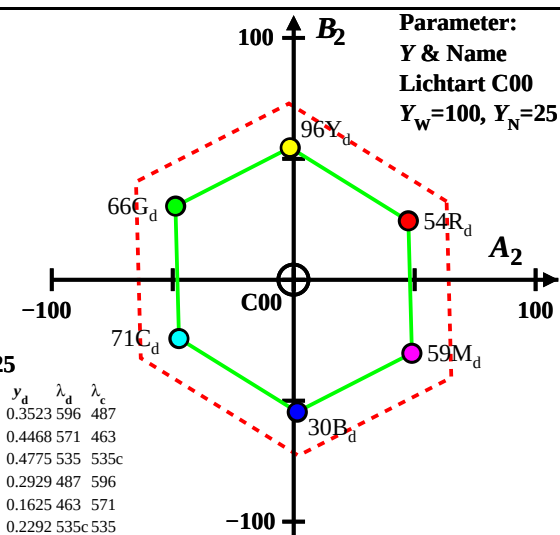

Name	Bereich	X_d	Y_d	Z_d	x_d	y_d	λ_d	λ_c
R_d	567_775	70.45	54.48	29.71	0.4555	0.3523	596	487
Y_d	492_775	83.38	95.54	34.86	0.39	0.4468	571	463
G_d	492_567	37.54	66.15	34.83	0.2709	0.4775	535	535c
C_d	380_567	52.25	70.63	118.21	0.2167	0.2929	487	596
B_d	380_492	39.32	29.58	113.06	0.2161	0.1625	463	571
M_d	567_492	85.17	58.96	113.09	0.3311	0.2292	535c	535
W_d	380_775	98.07	100.0	118.22	0.31	0.3161	100%	
N_d	380_775	24.51	25.0	29.55	0.31	0.3161	25%	
Z_d	380_775	17.65	18.0	21.28	0.31	0.3161	18%	

BGH81−6A

XYZ_W=102.06 , 100.0 , 81.06
$A_2 = 2,5\,(a_2 - a_{2,n})\,Y$
$B_2 = 2,5\,B_c\,(b_2 - b_{2,n})\,Y$
$a_2 = a_{20}\,[\,(x - x_c)\,/\,y]$
$b_2 = b_{20}\,[\,z\,/\,y]$
$a_{20} = 1,\; b_{20} = -0,4$
$x_c = 0,110,\; B_c = 1,000$
$C_{AB2}=[A_2^2+B_2^2]^{1/2}$
6 *Ostwald*-Farben (o)
von maximalem (m) C_{AB} im
Buntwertdiagram (A_2, B_2)
Lichtart P00, Y_W=100, Y_N=25

Parameter:
***Y* & Name**
Lichtart P00
Y_W=100, Y_N=25

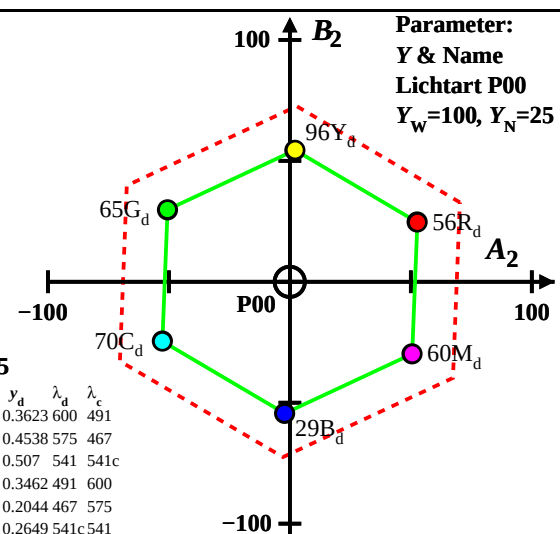

Name	Bereich	X_d	Y_d	Z_d	x_d	y_d	λ_d	λ_c
R_d	572_775	77.3	55.51	20.38	0.5046	0.3623	600	491
Y_d	496_775	92.09	95.88	23.27	0.4359	0.4538	575	467
G_d	496_572	40.4	65.47	23.24	0.3129	0.507	541	541c
C_d	380_572	50.4	69.61	81.04	0.2506	0.3462	491	600
B_d	380_496	35.61	29.24	78.15	0.249	0.2044	467	575
M_d	572_496	87.3	59.65	78.18	0.3877	0.2649	541c	541
W_d	380_775	102.06	100.0	81.06	0.3604	0.3531	100%	
N_d	380_775	25.51	25.0	20.26	0.3604	0.3531	25%	
Z_d	380_775	18.37	18.0	14.59	0.3604	0.3531	18%	

BGH81−7A

XYZ_W=97.93 , 100.0 , 118.95
$A_2 = 2,5\,(a_2 - a_{2,n})\,Y$
$B_2 = 2,5\,B_c\,(b_2 - b_{2,n})\,Y$
$a_2 = a_{20}\,[\,(x - x_c)\,/\,y]$
$b_2 = b_{20}\,[\,z\,/\,y]$
$a_{20} = 1,\; b_{20} = -0,4$
$x_c = 0,110,\; B_c = 0,700$
$C_{AB2}=[A_2^2+B_2^2]^{1/2}$
6 *Ostwald*-Farben (o)
von maximalem (m) C_{AB} im
Buntwertdiagram (A_2, B_2)
Lichtart Q00, Y_W=100, Y_N=25

Parameter:
***Y* & Name**
Lichtart Q00
Y_W=100, Y_N=25

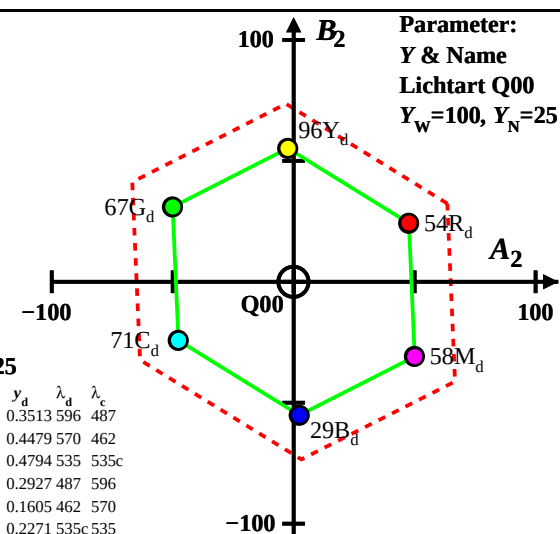

Name	Bereich	X_d	Y_d	Z_d	x_d	y_d	λ_d	λ_c
R_d	567_775	70.27	54.26	29.89	0.455	0.3513	596	487
Y_d	492_775	82.98	95.79	35.09	0.388	0.4479	570	462
G_d	492_567	37.29	66.63	35.05	0.2683	0.4794	535	535c
C_d	380_567	52.26	70.86	118.94	0.2159	0.2927	487	596
B_d	380_492	39.55	29.32	113.74	0.2165	0.1605	462	570
M_d	567_492	85.24	58.49	113.78	0.331	0.2271	535c	535
W_d	380_775	97.93	100.0	118.95	0.309	0.3155	100%	
N_d	380_775	24.48	25.0	29.73	0.309	0.3155	25%	
Z_d	380_775	17.62	18.0	21.41	0.309	0.3155	18%	

BGH81−8A

BGH81−7N

TUB-Registrierung: 20220301-BGH8/BGH8L0NP.PDF /.PS
Anwendung für Beurteilung und Messung von Display- oder Druck-Ausgabe
TUB-Material: Code=rha4ta

TUB-Prüfvorlage BGH8; 6 *Ostwald*-Optimalfarben für 8 Lichtarten Dxx, Eingabe: *rgb/cmy0/000k/n*
CIE-02, Diagramme (A_1, B_1) & (A_2, B_2), C=4:1