Siehe ähnliche Dateien: http://farbe.li.tu-berlin.de/BGI4/BGI4.HTM
Technische Information: http://farbe.li.tu-berlin.de oder http://farbe.li.tu-berlin.de/

$XYZ_{W,10}$=97.09 , 99.99 , 104.01
$A_{1,10} = 2,5\,(a_{1,10} - a_{1,n,10})\,Y_{10}$
$B_{1,10} = 2,5\,B_c\,(b_{1,10} - b_{1,n,10})\,Y_{10}$
$a_{1,10} = a_{20}\,[\,(x_{10} - x_c)\,/\,y_{10}]$
$b_{1,10} = b_{20}\,[\,z_{10}\,/\,y_{10}]$
$a_{20} = 1,\ b_{20} = -0{,}4$
$x_c = 0{,}110,\ B_c = 1{,}000$
$C_{AB1,10}=[A_{1,10}^2+B_{1,10}^2]^{1/2}$
6 *Ostwald*-Farben (o)
von maximalem (m) $C_{AB,10}$ im
Buntwertdiagram ($A_{1,10}$, $B_{1,10}$)
Lichtart P60, $Y_{W,10}$=100, $Y_{N,10}$=50

Parameter:
Y_{10} & Name
Lichtart P60
$Y_{W,10}$=100, $Y_{N,10}$=50

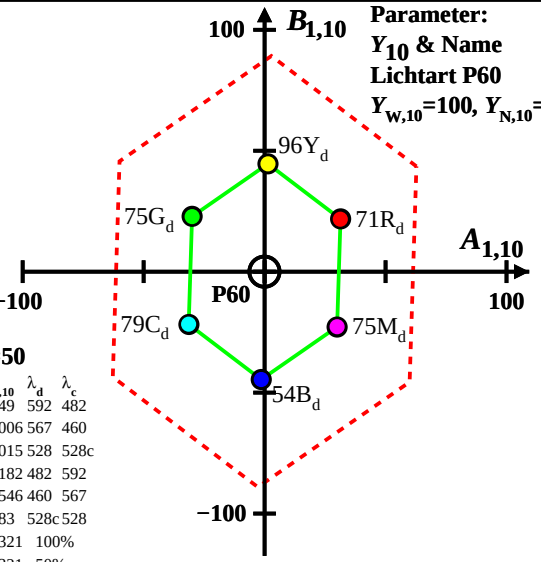

Name	Bereich	$X_{d,10}$	$Y_{d,10}$	$Z_{d,10}$	$x_{d,10}$	$y_{d,10}$	$λ_d$	$λ_c$
R_d	563_775	80.38	71.03	52.11	0.3949	0.349	592	482
Y_d	487_775	88.41	96.09	55.35	0.3686	0.4006	567	460
G_d	487_563	56.67	75.15	55.35	0.3027	0.4015	528	528c
C_d	380_563	65.4	79.11	104.06	0.263	0.3182	482	592
B_d	380_487	57.37	54.05	100.82	0.2703	0.2546	460	567
M_d	563_487	89.11	74.99	100.82	0.3363	0.283	528c	528
W_d	380_775	97.09	99.99	104.01	0.3224	0.3321	100%	
N_d	380_775	48.54	49.99	52.0	0.3224	0.3321	50%	
Z_d	380_775	17.47	17.99	18.72	0.3224	0.3321	18%	

BGI40−1A

$XYZ_{W,10}$=97.65 , 100.0 , 95.55
$A_{1,10} = 2,5\,(a_{1,10} - a_{1,n,10})\,Y_{10}$
$B_{1,10} = 2,5\,B_c\,(b_{1,10} - b_{1,n,10})\,Y_{10}$
$a_{1,10} = a_{20}\,[\,(x_{10} - x_c)\,/\,y_{10}]$
$b_{1,10} = b_{20}\,[\,z_{10}\,/\,y_{10}]$
$a_{20} = 1,\ b_{20} = -0{,}4$
$x_c = 0{,}110,\ B_c = 1{,}000$
$C_{AB1,10}=[A_{1,10}^2+B_{1,10}^2]^{1/2}$
6 *Ostwald*-Farben (o)
von maximalem (m) $C_{AB,10}$ im
Buntwertdiagram ($A_{1,10}$, $B_{1,10}$)
Lichtart P55, $Y_{W,10}$=100, $Y_{N,10}$=50

Parameter:
Y_{10} & Name
Lichtart P55
$Y_{W,10}$=100, $Y_{N,10}$=50

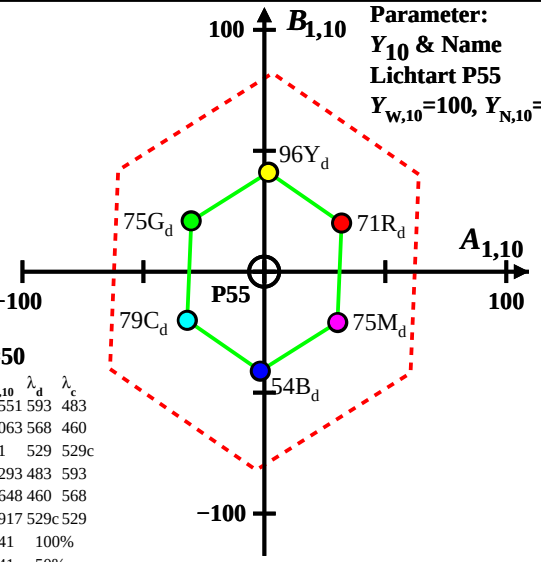

Name	Bereich	$X_{d,10}$	$Y_{d,10}$	$Z_{d,10}$	$x_{d,10}$	$y_{d,10}$	$λ_d$	$λ_c$
R_d	564_775	81.34	71.15	47.87	0.4059	0.3551	593	483
Y_d	488_775	89.74	96.31	50.96	0.3786	0.4063	568	460
G_d	488_564	57.32	75.26	50.96	0.3122	0.41	529	529c
C_d	380_564	65.28	78.99	95.6	0.2721	0.3293	483	593
B_d	380_488	56.89	53.83	92.5	0.2799	0.2648	460	568
M_d	564_488	89.3	74.88	92.5	0.3479	0.2917	529c	529
W_d	380_775	97.65	100.0	95.55	0.333	0.341	100%	
N_d	380_775	48.82	50.0	47.77	0.333	0.341	50%	
Z_d	380_775	17.57	18.0	17.19	0.333	0.341	18%	

BGI40−2A

$XYZ_{W,10}$=98.51 , 99.99 , 86.17
$A_{1,10} = 2,5\,(a_{1,10} - a_{1,n,10})\,Y_{10}$
$B_{1,10} = 2,5\,B_c\,(b_{1,10} - b_{1,n,10})\,Y_{10}$
$a_{1,10} = a_{20}\,[\,(x_{10} - x_c)\,/\,y_{10}]$
$b_{1,10} = b_{20}\,[\,z_{10}\,/\,y_{10}]$
$a_{20} = 1,\ b_{20} = -0{,}4$
$x_c = 0{,}110,\ B_c = 1{,}000$
$C_{AB1,10}=[A_{1,10}^2+B_{1,10}^2]^{1/2}$
6 *Ostwald*-Farben (o)
von maximalem (m) $C_{AB,10}$ im
Buntwertdiagram ($A_{1,10}$, $B_{1,10}$)
Lichtart P50, $Y_{W,10}$=100, $Y_{N,10}$=50

Parameter:
Y_{10} & Name
Lichtart P50
$Y_{W,10}$=100, $Y_{N,10}$=50

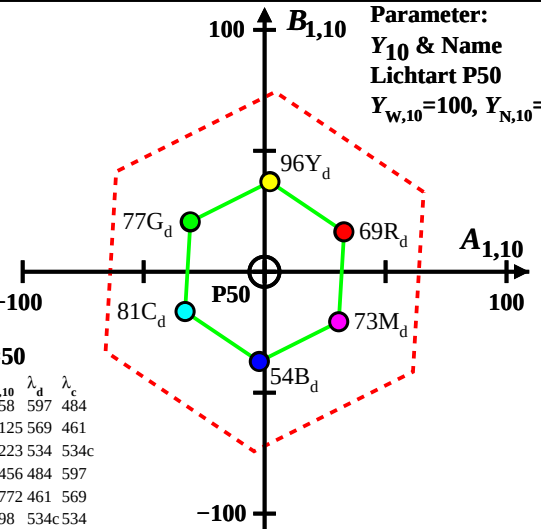

Name	Bereich	$X_{d,10}$	$Y_{d,10}$	$Z_{d,10}$	$x_{d,10}$	$y_{d,10}$	$λ_d$	$λ_c$
R_d	565_775	80.94	69.23	43.17	0.4186	0.358	597	484
Y_d	489_775	91.43	96.47	45.95	0.3909	0.4125	569	461
G_d	489_565	59.84	77.34	45.95	0.3267	0.4223	534	534c
C_d	380_565	66.97	80.91	86.21	0.286	0.3456	484	597
B_d	380_489	56.48	53.67	83.42	0.2917	0.2772	461	569
M_d	565_489	88.07	72.8	83.42	0.3604	0.298	534c	534
W_d	380_775	98.51	99.99	86.17	0.346	0.3512	100%	
N_d	380_775	49.25	49.99	43.08	0.346	0.3512	50%	
Z_d	380_775	17.73	17.99	15.51	0.346	0.3512	18%	

BGI40−3A

$XYZ_{W,10}$=99.8 , 100.0 , 75.8
$A_{1,10} = 2,5\,(a_{1,10} - a_{1,n,10})\,Y_{10}$
$B_{1,10} = 2,5\,B_c\,(b_{1,10} - b_{1,n,10})\,Y_{10}$
$a_{1,10} = a_{20}\,[\,(x_{10} - x_c)\,/\,y_{10}]$
$b_{1,10} = b_{20}\,[\,z_{10}\,/\,y_{10}]$
$a_{20} = 1,\ b_{20} = -0{,}4$
$x_c = 0{,}110,\ B_c = 1{,}000$
$C_{AB1,10}=[A_{1,10}^2+B_{1,10}^2]^{1/2}$
6 *Ostwald*-Farben (o)
von maximalem (m) $C_{AB,10}$ im
Buntwertdiagram ($A_{1,10}$, $B_{1,10}$)
Lichtart P45, $Y_{W,10}$=100, $Y_{N,10}$=50

Parameter:
Y_{10} & Name
Lichtart P45
$Y_{W,10}$=100, $Y_{N,10}$=50

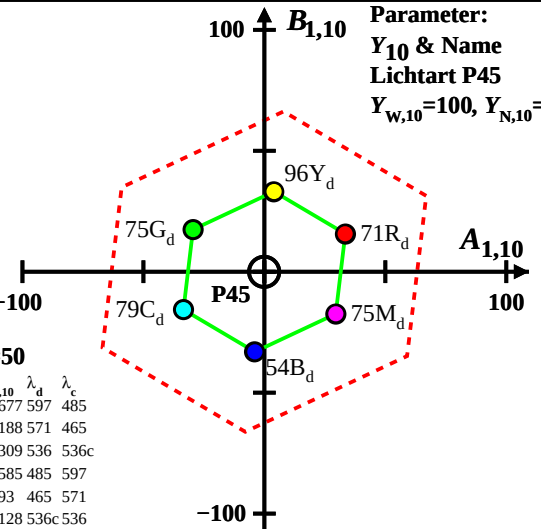

Name	Bereich	$X_{d,10}$	$Y_{d,10}$	$Z_{d,10}$	$x_{d,10}$	$y_{d,10}$	$λ_d$	$λ_c$
R_d	567_775	83.75	70.79	37.97	0.435	0.3677	597	485
Y_d	490_775	93.61	96.11	39.73	0.4079	0.4188	571	465
G_d	490_567	59.86	75.42	39.73	0.342	0.4309	536	536c
C_d	380_567	66.1	79.35	75.84	0.2986	0.3585	485	597
B_d	380_490	56.24	54.03	74.08	0.305	0.293	465	571
M_d	567_490	89.99	74.72	74.08	0.3768	0.3128	536c	536
W_d	380_775	99.8	100.0	75.8	0.3621	0.3628	100%	
N_d	380_775	49.9	50.0	37.9	0.3621	0.3628	50%	
Z_d	380_775	17.96	18.0	13.64	0.3621	0.3628	18%	

BGI40−4A

$XYZ_{W,10}$=101.75 , 100.0 , 64.44
$A_{1,10} = 2,5\,(a_{1,10} - a_{1,n,10})\,Y_{10}$
$B_{1,10} = 2,5\,B_c\,(b_{1,10} - b_{1,n,10})\,Y_{10}$
$a_{1,10} = a_{20}\,[\,(x_{10} - x_c)\,/\,y_{10}]$
$b_{1,10} = b_{20}\,[\,z_{10}\,/\,y_{10}]$
$a_{20} = 1,\ b_{20} = -0{,}4$
$x_c = 0{,}110,\ B_c = 1{,}000$
$C_{AB1,10}=[A_{1,10}^2+B_{1,10}^2]^{1/2}$
6 *Ostwald*-Farben (o)
von maximalem (m) $C_{AB,10}$ im
Buntwertdiagram ($A_{1,10}$, $B_{1,10}$)
Lichtart P40, $Y_{W,10}$=100, $Y_{N,10}$=50

Parameter:
Y_{10} & Name
Lichtart P40
$Y_{W,10}$=100, $Y_{N,10}$=50

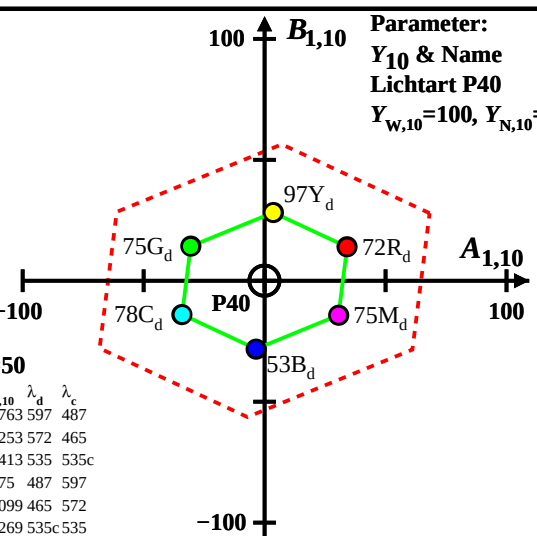

Name	Bereich	$X_{d,10}$	$Y_{d,10}$	$Z_{d,10}$	$x_{d,10}$	$y_{d,10}$	$λ_d$	$λ_c$
R_d	569_775	86.63	71.77	32.28	0.4543	0.3763	597	487
Y_d	492_775	96.57	96.76	34.15	0.4244	0.4253	572	465
G_d	492_569	60.91	75.09	34.15	0.3579	0.4413	535	535c
C_d	380_569	66.14	78.37	64.47	0.3164	0.375	487	597
B_d	380_492	56.2	53.38	62.6	0.3264	0.3099	465	572
M_d	569_492	91.86	75.05	62.6	0.4002	0.3269	535c	535
W_d	380_775	101.75	100.0	64.44	0.3822	0.3756	100%	
N_d	380_775	50.87	50.0	32.22	0.3822	0.3756	50%	
Z_d	380_775	18.31	18.0	11.6	0.3822	0.3756	18%	

BGI40−5A

$XYZ_{W,10}$=104.71 , 99.99 , 52.16
$A_{1,10} = 2,5\,(a_{1,10} - a_{1,n,10})\,Y_{10}$
$B_{1,10} = 2,5\,B_c\,(b_{1,10} - b_{1,n,10})\,Y_{10}$
$a_{1,10} = a_{20}\,[\,(x_{10} - x_c)\,/\,y_{10}]$
$b_{1,10} = b_{20}\,[\,z_{10}\,/\,y_{10}]$
$a_{20} = 1,\ b_{20} = -0{,}4$
$x_c = 0{,}110,\ B_c = 1{,}000$
$C_{AB1,10}=[A_{1,10}^2+B_{1,10}^2]^{1/2}$
6 *Ostwald*-Farben (o)
von maximalem (m) $C_{AB,10}$ im
Buntwertdiagram ($A_{1,10}$, $B_{1,10}$)
Lichtart P35, $Y_{W,10}$=100, $Y_{N,10}$=50

Parameter:
Y_{10} & Name
Lichtart P35
$Y_{W,10}$=100, $Y_{N,10}$=50

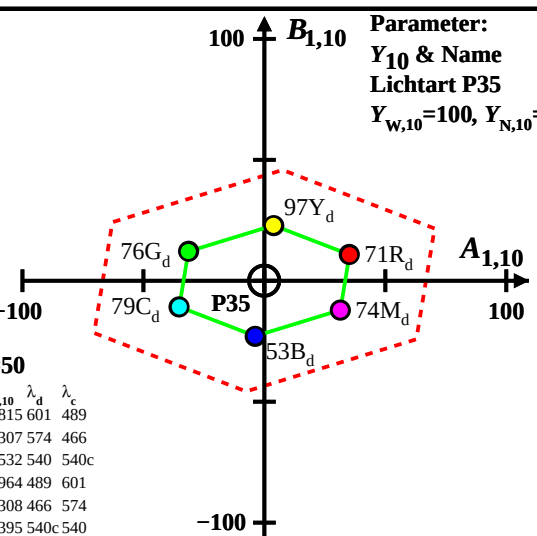

Name	Bereich	$X_{d,10}$	$Y_{d,10}$	$Z_{d,10}$	$x_{d,10}$	$y_{d,10}$	$λ_d$	$λ_c$
R_d	571_775	88.62	70.8	26.13	0.4775	0.3815	601	489
Y_d	494_775	100.61	97.16	27.78	0.446	0.4307	574	466
G_d	494_571	64.44	76.45	27.78	0.382	0.4532	540	540c
C_d	380_571	68.6	79.34	52.18	0.3427	0.3964	489	601
B_d	380_494	56.61	52.98	50.53	0.3535	0.3308	466	574
M_d	571_494	92.78	73.69	50.53	0.4275	0.3395	540c	540
W_d	380_775	104.71	99.99	52.16	0.4076	0.3892	100%	
N_d	380_775	52.35	49.99	26.08	0.4076	0.3892	50%	
Z_d	380_775	18.84	17.99	9.38	0.4076	0.3892	18%	

BGI40−6A

$XYZ_{W,10}$=109.29 , 99.99 , 39.19
$A_{1,10} = 2,5\,(a_{1,10} - a_{1,n,10})\,Y_{10}$
$B_{1,10} = 2,5\,B_c\,(b_{1,10} - b_{1,n,10})\,Y_{10}$
$a_{1,10} = a_{20}\,[\,(x_{10} - x_c)\,/\,y_{10}]$
$b_{1,10} = b_{20}\,[\,z_{10}\,/\,y_{10}]$
$a_{20} = 1,\ b_{20} = -0{,}4$
$x_c = 0{,}110,\ B_c = 1{,}000$
$C_{AB1,10}=[A_{1,10}^2+B_{1,10}^2]^{1/2}$
6 *Ostwald*-Farben (o)
von maximalem (m) $C_{AB,10}$ im
Buntwertdiagram ($A_{1,10}$, $B_{1,10}$)
Lichtart P30, $Y_{W,10}$=100, $Y_{N,10}$=50

Parameter:
Y_{10} & Name
Lichtart P30
$Y_{W,10}$=100, $Y_{N,10}$=50

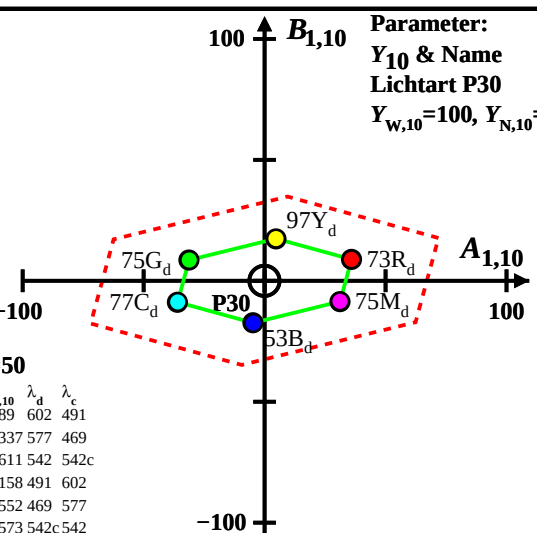

Name	Bereich	$X_{d,10}$	$Y_{d,10}$	$Z_{d,10}$	$x_{d,10}$	$y_{d,10}$	$λ_d$	$λ_c$
R_d	574_775	94.46	72.65	19.63	0.5058	0.389	602	491
Y_d	497_775	106.29	97.28	20.72	0.4739	0.4337	577	469
G_d	497_574	66.58	74.73	20.72	0.4109	0.4611	542	542c
C_d	380_574	69.63	77.49	39.21	0.3736	0.4158	491	602
B_d	380_497	57.8	52.86	38.13	0.3884	0.3552	469	577
M_d	574_497	97.51	75.41	38.13	0.462	0.3573	542c	542
W_d	380_775	109.29	99.99	39.19	0.4398	0.4024	100%	
N_d	380_775	54.64	49.99	19.59	0.4398	0.4024	50%	
Z_d	380_775	19.67	17.99	7.05	0.4398	0.4024	18%	

BGI40−7A

$XYZ_{W,10}$=116.54 , 99.99 , 26.13
$A_{1,10} = 2,5\,(a_{1,10} - a_{1,n,10})\,Y_{10}$
$B_{1,10} = 2,5\,B_c\,(b_{1,10} - b_{1,n,10})\,Y_{10}$
$a_{1,10} = a_{20}\,[\,(x_{10} - x_c)\,/\,y_{10}]$
$b_{1,10} = b_{20}\,[\,z_{10}\,/\,y_{10}]$
$a_{20} = 1,\ b_{20} = -0{,}4$
$x_c = 0{,}110,\ B_c = 1{,}000$
$C_{AB1,10}=[A_{1,10}^2+B_{1,10}^2]^{1/2}$
6 *Ostwald*-Farben (o)
von maximalem (m) $C_{AB,10}$ im
Buntwertdiagram ($A_{1,10}$, $B_{1,10}$)
Lichtart P25, $Y_{W,10}$=100, $Y_{N,10}$=50

Parameter:
Y_{10} & Name
Lichtart P25
$Y_{W,10}$=100, $Y_{N,10}$=50

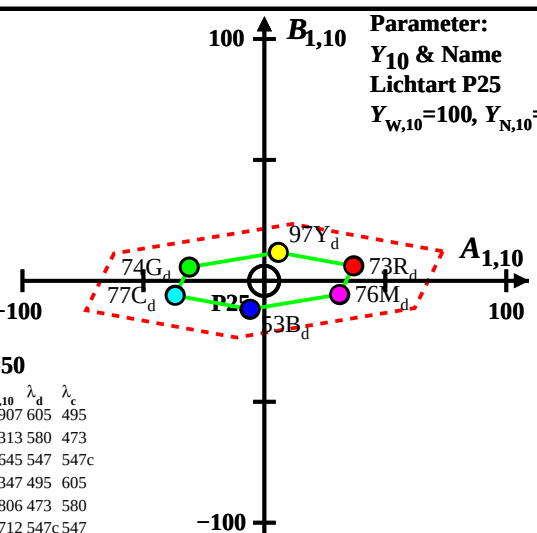

Name	Bereich	$X_{d,10}$	$Y_{d,10}$	$Z_{d,10}$	$x_{d,10}$	$y_{d,10}$	$λ_d$	$λ_c$
R_d	578_775	101.38	73.41	13.09	0.5395	0.3907	605	495
Y_d	500_775	114.64	97.37	13.71	0.5078	0.4313	580	473
G_d	500_578	71.64	74.06	13.71	0.4494	0.4645	547	547c
C_d	380_578	73.6	76.73	26.15	0.417	0.4347	495	605
B_d	380_500	60.34	52.77	25.53	0.4352	0.3806	473	580
M_d	578_500	103.34	76.08	25.53	0.5041	0.3712	547c	547
W_d	380_775	116.54	99.99	26.13	0.4802	0.412	100%	
N_d	380_775	58.27	49.99	13.06	0.4802	0.412	50%	
Z_d	380_775	20.97	17.99	4.7	0.4802	0.412	18%	

BGI40−8A

BGI40−7N

$XYZ_{W,10}$=97.09 , 99.99 , 104.01
$A_{2,10} = 2,5\,(a_{2,10} - a_{2,n,10})\,Y_{10}$
$B_{2,10} = 2,5\,B_c\,(b_{2,10} - b_{2,n,10})\,Y_{10}$
$a_{2,10} = a_{20}\,[\,(x_{10} - x_c)\,/\,y_{10}]$
$b_{2,10} = b_{20}\,[\,z_{10}\,/\,y_{10}]$
$a_{20} = 1,\ b_{20} = -0{,}4$
$x_c = 0{,}110,\ B_c = 0{,}800$
$C_{AB2,10}=[A_{2,10}^2+B_{2,10}^2]^{1/2}$
6 *Ostwald*-Farben (o)
von maximalem (m) $C_{AB,10}$ im
Buntwertdiagram ($A_{2,10}$, $B_{2,10}$)
Lichtart P60, $Y_{W,10}$=100, $Y_{N,10}$=50

Parameter:
Y_{10} & Name
Lichtart P60
$Y_{W,10}$=100, $Y_{N,10}$=50

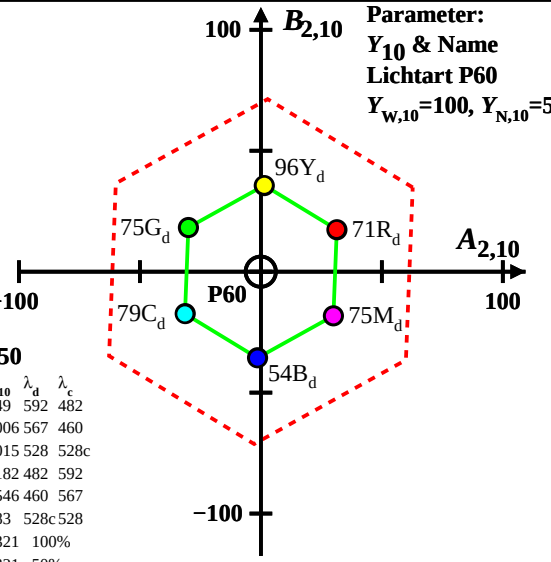

Name	Bereich	$X_{d,10}$	$Y_{d,10}$	$Z_{d,10}$	$x_{d,10}$	$y_{d,10}$	$λ_d$	$λ_c$
R_d	563_775	80.38	71.03	52.11	0.3949	0.349	592	482
Y_d	487_775	88.41	96.09	55.35	0.3686	0.4006	567	460
G_d	487_563	56.67	75.15	55.35	0.3027	0.4015	528	528c
C_d	380_563	65.4	79.11	104.06	0.263	0.3182	482	592
B_d	380_487	57.37	54.05	100.82	0.2703	0.2546	460	567
M_d	563_487	89.11	74.99	100.82	0.3363	0.283	528c	528
W_d	380_775	97.09	99.99	104.01	0.3224	0.3321	100%	
N_d	380_775	48.54	49.99	52.0	0.3224	0.3321	50%	
Z_d	380_775	17.47	17.99	18.72	0.3224	0.3321	18%	

BGI41−1A

$XYZ_{W,10}$=97.65 , 100.0 , 95.55
$A_{2,10} = 2,5\,(a_{2,10} - a_{2,n,10})\,Y_{10}$
$B_{2,10} = 2,5\,B_c\,(b_{2,10} - b_{2,n,10})\,Y_{10}$
$a_{2,10} = a_{20}\,[\,(x_{10} - x_c)\,/\,y_{10}]$
$b_{2,10} = b_{20}\,[\,z_{10}\,/\,y_{10}]$
$a_{20} = 1,\ b_{20} = -0{,}4$
$x_c = 0{,}110,\ B_c = 0{,}900$
$C_{AB2,10}=[A_{2,10}^2+B_{2,10}^2]^{1/2}$
6 *Ostwald*-Farben (o)
von maximalem (m) $C_{AB,10}$ im
Buntwertdiagram ($A_{2,10}$, $B_{2,10}$)
Lichtart P55, $Y_{W,10}$=100, $Y_{N,10}$=50

Parameter:
Y_{10} & Name
Lichtart P55
$Y_{W,10}$=100, $Y_{N,10}$=50

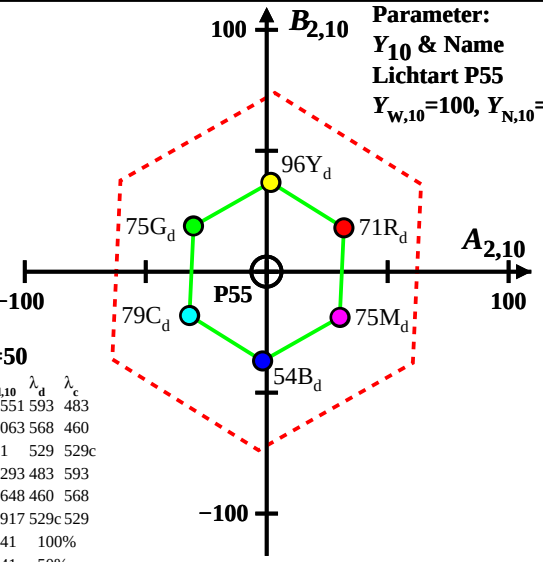

Name	Bereich	$X_{d,10}$	$Y_{d,10}$	$Z_{d,10}$	$x_{d,10}$	$y_{d,10}$	$λ_d$	$λ_c$
R_d	564_775	81.34	71.15	47.87	0.4059	0.3551	593	483
Y_d	488_775	89.74	96.31	50.96	0.3786	0.4063	568	460
G_d	488_564	57.32	75.26	50.96	0.3122	0.41	529	529c
C_d	380_564	65.28	78.99	95.6	0.2721	0.3293	483	593
B_d	380_488	56.89	53.83	92.5	0.2799	0.2648	460	568
M_d	564_488	89.3	74.88	92.5	0.3479	0.2917	529c	529
W_d	380_775	97.65	100.0	95.55	0.333	0.341	100%	
N_d	380_775	48.82	50.0	47.77	0.333	0.341	50%	
Z_d	380_775	17.57	18.0	17.19	0.333	0.341	18%	

BGI41−2A

$XYZ_{W,10}$=98.51 , 99.99 , 86.17
$A_{2,10} = 2,5\,(a_{2,10} - a_{2,n,10})\,Y_{10}$
$B_{2,10} = 2,5\,B_c\,(b_{2,10} - b_{2,n,10})\,Y_{10}$
$a_{2,10} = a_{20}\,[\,(x_{10} - x_c)\,/\,y_{10}]$
$b_{2,10} = b_{20}\,[\,z_{10}\,/\,y_{10}]$
$a_{20} = 1,\ b_{20} = -0{,}4$
$x_c = 0{,}110,\ B_c = 1{,}000$
$C_{AB2,10}=[A_{2,10}^2+B_{2,10}^2]^{1/2}$
6 *Ostwald*-Farben (o)
von maximalem (m) $C_{AB,10}$ im
Buntwertdiagram ($A_{2,10}$, $B_{2,10}$)
Lichtart P50, $Y_{W,10}$=100, $Y_{N,10}$=50

Parameter:
Y_{10} & Name
Lichtart P50
$Y_{W,10}$=100, $Y_{N,10}$=50

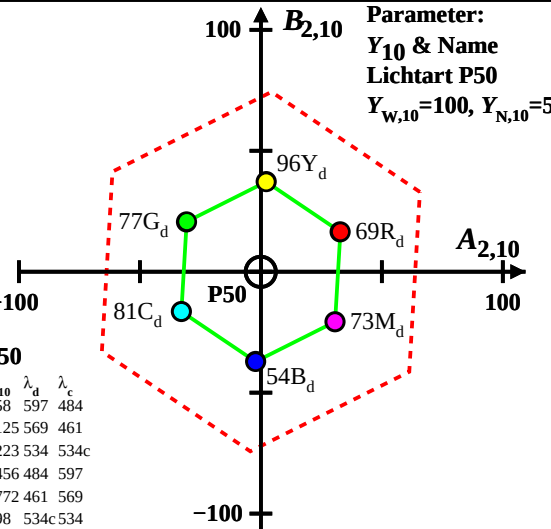

Name	Bereich	$X_{d,10}$	$Y_{d,10}$	$Z_{d,10}$	$x_{d,10}$	$y_{d,10}$	$λ_d$	$λ_c$
R_d	565_775	80.94	69.23	43.17	0.4186	0.358	597	484
Y_d	489_775	91.43	96.47	45.95	0.3909	0.4125	569	461
G_d	489_565	59.84	77.34	45.95	0.3267	0.4223	534	534c
C_d	380_565	66.97	80.91	86.21	0.286	0.3456	484	597
B_d	380_489	56.48	53.67	83.42	0.2917	0.2772	461	569
M_d	565_489	88.07	72.8	83.42	0.3604	0.298	534c	534
W_d	380_775	98.51	99.99	86.17	0.346	0.3512	100%	
N_d	380_775	49.25	49.99	43.08	0.346	0.3512	50%	
Z_d	380_775	17.73	17.99	15.51	0.346	0.3512	18%	

BGI41−3A

$XYZ_{W,10}$=99.8 , 100.0 , 75.8
$A_{2,10} = 2,5\,(a_{2,10} - a_{2,n,10})\,Y_{10}$
$B_{2,10} = 2,5\,B_c\,(b_{2,10} - b_{2,n,10})\,Y_{10}$
$a_{2,10} = a_{20}\,[\,(x_{10} - x_c)\,/\,y_{10}]$
$b_{2,10} = b_{20}\,[\,z_{10}\,/\,y_{10}]$
$a_{20} = 1,\ b_{20} = -0{,}4$
$x_c = 0{,}110,\ B_c = 1{,}100$
$C_{AB2,10}=[A_{2,10}^2+B_{2,10}^2]^{1/2}$
6 *Ostwald*-Farben (o)
von maximalem (m) $C_{AB,10}$ im
Buntwertdiagram ($A_{2,10}$, $B_{2,10}$)
Lichtart P45, $Y_{W,10}$=100, $Y_{N,10}$=50

Parameter:
Y_{10} & Name
Lichtart P45
$Y_{W,10}$=100, $Y_{N,10}$=50

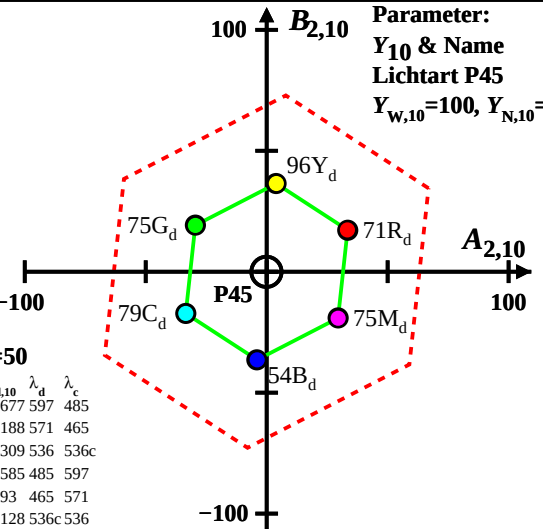

Name	Bereich	$X_{d,10}$	$Y_{d,10}$	$Z_{d,10}$	$x_{d,10}$	$y_{d,10}$	$λ_d$	$λ_c$
R_d	567_775	83.75	70.79	37.97	0.435	0.3677	597	485
Y_d	490_775	93.61	96.11	39.73	0.4079	0.4188	571	465
G_d	490_567	59.86	75.42	39.73	0.342	0.4309	536	536c
C_d	380_567	66.1	79.35	75.84	0.2986	0.3585	485	597
B_d	380_490	56.24	54.03	74.08	0.305	0.293	465	571
M_d	567_490	89.99	74.72	74.08	0.3768	0.3128	536c	536
W_d	380_775	99.8	100.0	75.8	0.3621	0.3628	100%	
N_d	380_775	49.9	50.0	37.9	0.3621	0.3628	50%	
Z_d	380_775	17.96	18.0	13.64	0.3621	0.3628	18%	

BGI41−4A

$XYZ_{W,10}$=101.75 , 100.0 , 64.44
$A_{2,10} = 2,5\,(a_{2,10} - a_{2,n,10})\,Y_{10}$
$B_{2,10} = 2,5\,B_c\,(b_{2,10} - b_{2,n,10})\,Y_{10}$
$a_{2,10} = a_{20}\,[\,(x_{10} - x_c)\,/\,y_{10}]$
$b_{2,10} = b_{20}\,[\,z_{10}\,/\,y_{10}]$
$a_{20} = 1,\ b_{20} = -0{,}4$
$x_c = 0{,}110,\ B_c = 1{,}300$
$C_{AB2,10}=[A_{2,10}^2+B_{2,10}^2]^{1/2}$
6 *Ostwald*-Farben (o)
von maximalem (m) $C_{AB,10}$ im
Buntwertdiagram ($A_{2,10}$, $B_{2,10}$)
Lichtart P40, $Y_{W,10}$=100, $Y_{N,10}$=50

Parameter:
Y_{10} & Name
Lichtart P40
$Y_{W,10}$=100, $Y_{N,10}$=50

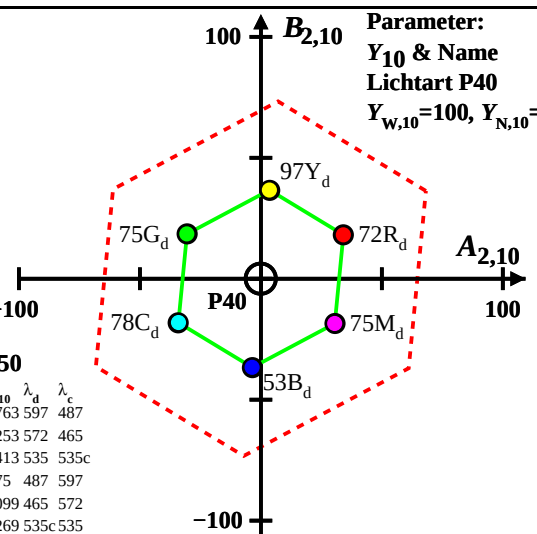

Name	Bereich	$X_{d,10}$	$Y_{d,10}$	$Z_{d,10}$	$x_{d,10}$	$y_{d,10}$	$λ_d$	$λ_c$
R_d	569_775	86.63	71.77	32.28	0.4543	0.3763	597	487
Y_d	492_775	96.57	96.76	34.15	0.4244	0.4253	572	465
G_d	492_569	60.91	75.09	34.15	0.3579	0.4413	535	535c
C_d	380_569	66.14	78.37	64.47	0.3164	0.375	487	597
B_d	380_492	56.2	53.38	62.6	0.3264	0.3099	465	572
M_d	569_492	91.86	75.05	62.6	0.4002	0.3269	535c	535
W_d	380_775	101.75	100.0	64.44	0.3822	0.3756	100%	
N_d	380_775	50.87	50.0	32.22	0.3822	0.3756	50%	
Z_d	380_775	18.31	18.0	11.6	0.3822	0.3756	18%	

BGI41−5A

$XYZ_{W,10}$=104.71 , 99.99 , 52.16
$A_{2,10} = 2,5\,(a_{2,10} - a_{2,n,10})\,Y_{10}$
$B_{2,10} = 2,5\,B_c\,(b_{2,10} - b_{2,n,10})\,Y_{10}$
$a_{2,10} = a_{20}\,[\,(x_{10} - x_c)\,/\,y_{10}]$
$b_{2,10} = b_{20}\,[\,z_{10}\,/\,y_{10}]$
$a_{20} = 1,\ b_{20} = -0{,}4$
$x_c = 0{,}110,\ B_c = 1{,}800$
$C_{AB2,10}=[A_{2,10}^2+B_{2,10}^2]^{1/2}$
6 *Ostwald*-Farben (o)
von maximalem (m) $C_{AB,10}$ im
Buntwertdiagram ($A_{2,10}$, $B_{2,10}$)
Lichtart P35, $Y_{W,10}$=100, $Y_{N,10}$=50

Parameter:
Y_{10} & Name
Lichtart P35
$Y_{W,10}$=100, $Y_{N,10}$=50

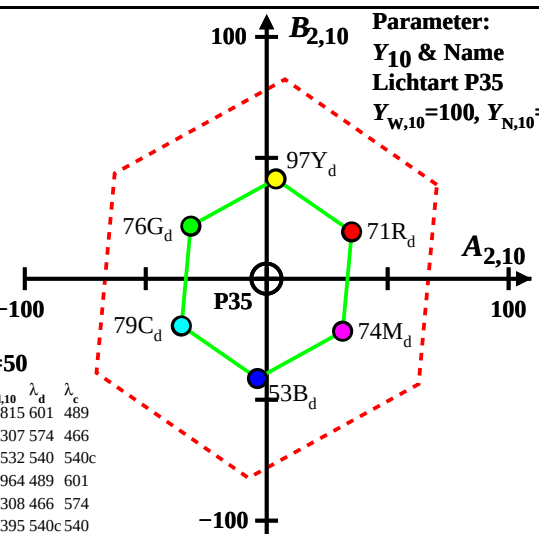

Name	Bereich	$X_{d,10}$	$Y_{d,10}$	$Z_{d,10}$	$x_{d,10}$	$y_{d,10}$	$λ_d$	$λ_c$
R_d	571_775	88.62	70.8	26.13	0.4775	0.3815	601	489
Y_d	494_775	100.61	97.16	27.78	0.446	0.4307	574	466
G_d	494_571	64.44	76.45	27.78	0.382	0.4532	540	540c
C_d	380_571	68.6	79.34	52.18	0.3427	0.3964	489	601
B_d	380_494	56.61	52.98	50.53	0.3535	0.3308	466	574
M_d	571_494	92.78	73.69	50.53	0.4275	0.3395	540c	540
W_d	380_775	104.71	99.99	52.16	0.4076	0.3892	100%	
N_d	380_775	52.35	49.99	26.08	0.4076	0.3892	50%	
Z_d	380_775	18.84	17.99	9.38	0.4076	0.3892	18%	

BGI41−6A

$XYZ_{W,10}$=109.29 , 99.99 , 39.19
$A_{2,10} = 2,5\,(a_{2,10} - a_{2,n,10})\,Y_{10}$
$B_{2,10} = 2,5\,B_c\,(b_{2,10} - b_{2,n,10})\,Y_{10}$
$a_{2,10} = a_{20}\,[\,(x_{10} - x_c)\,/\,y_{10}]$
$b_{2,10} = b_{20}\,[\,z_{10}\,/\,y_{10}]$
$a_{20} = 1,\ b_{20} = -0{,}4$
$x_c = 0{,}110,\ B_c = 2{,}500$
$C_{AB2,10}=[A_{2,10}^2+B_{2,10}^2]^{1/2}$
6 *Ostwald*-Farben (o)
von maximalem (m) $C_{AB,10}$ im
Buntwertdiagram ($A_{2,10}$, $B_{2,10}$)
Lichtart P30, $Y_{W,10}$=100, $Y_{N,10}$=50

Parameter:
Y_{10} & Name
Lichtart P30
$Y_{W,10}$=100, $Y_{N,10}$=50

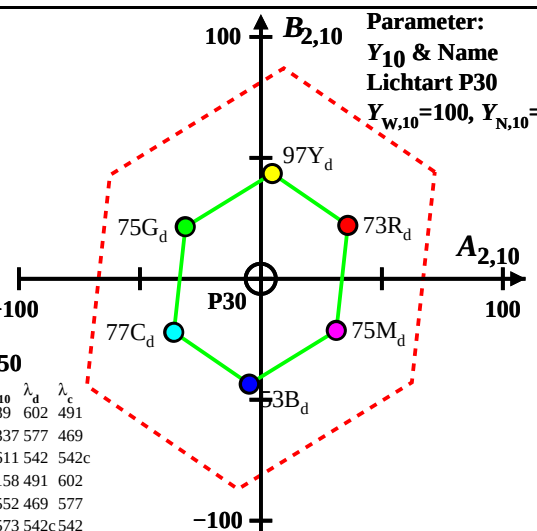

Name	Bereich	$X_{d,10}$	$Y_{d,10}$	$Z_{d,10}$	$x_{d,10}$	$y_{d,10}$	$λ_d$	$λ_c$
R_d	574_775	94.46	72.65	19.63	0.5058	0.389	602	491
Y_d	497_775	106.29	97.28	20.72	0.4739	0.4337	577	469
G_d	497_574	66.58	74.73	20.72	0.4109	0.4611	542	542c
C_d	380_574	69.63	77.49	39.21	0.3736	0.4158	491	602
B_d	380_497	57.8	52.86	38.13	0.3884	0.3552	469	577
M_d	574_497	97.51	75.41	38.13	0.462	0.3573	542c	542
W_d	380_775	109.29	99.99	39.19	0.4398	0.4024	100%	
N_d	380_775	54.64	49.99	19.59	0.4398	0.4024	50%	
Z_d	380_775	19.67	17.99	7.05	0.4398	0.4024	18%	

BGI41−7A

$XYZ_{W,10}$=116.54 , 99.99 , 26.13
$A_{2,10} = 2,5\,(a_{2,10} - a_{2,n,10})\,Y_{10}$
$B_{2,10} = 2,5\,B_c\,(b_{2,10} - b_{2,n,10})\,Y_{10}$
$a_{2,10} = a_{20}\,[\,(x_{10} - x_c)\,/\,y_{10}]$
$b_{2,10} = b_{20}\,[\,z_{10}\,/\,y_{10}]$
$a_{20} = 1,\ b_{20} = -0{,}4$
$x_c = 0{,}110,\ B_c = 3{,}700$
$C_{AB2,10}=[A_{2,10}^2+B_{2,10}^2]^{1/2}$
6 *Ostwald*-Farben (o)
von maximalem (m) $C_{AB,10}$ im
Buntwertdiagram ($A_{2,10}$, $B_{2,10}$)
Lichtart P25, $Y_{W,10}$=100, $Y_{N,10}$=50

Parameter:
Y_{10} & Name
Lichtart P25
$Y_{W,10}$=100, $Y_{N,10}$=50

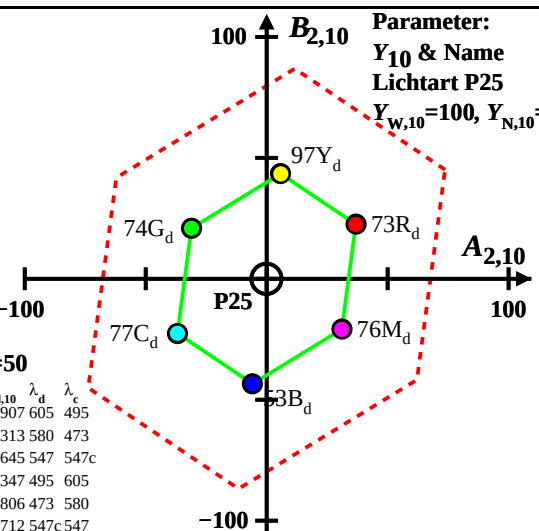

Name	Bereich	$X_{d,10}$	$Y_{d,10}$	$Z_{d,10}$	$x_{d,10}$	$y_{d,10}$	$λ_d$	$λ_c$
R_d	578_775	101.38	73.41	13.09	0.5395	0.3907	605	495
Y_d	500_775	114.64	97.37	13.71	0.5078	0.4313	580	473
G_d	500_578	71.64	74.06	13.71	0.4494	0.4645	547	547c
C_d	380_578	73.6	76.73	26.15	0.417	0.4347	495	605
B_d	380_500	60.34	52.77	25.53	0.4352	0.3806	473	580
M_d	578_500	103.34	76.08	25.53	0.5041	0.3712	547c	547
W_d	380_775	116.54	99.99	26.13	0.4802	0.412	100%	
N_d	380_775	58.27	49.99	13.06	0.4802	0.412	50%	
Z_d	380_775	20.97	17.99	4.7	0.4802	0.412	18%	

BGI41−8A

BGI41−7N

TUB-Registrierung: 20220301-BGI4/BGI4L0NP.PDF /.PS
Anwendung für Beurteilung und Messung von Display- oder Druck-Ausgabe
TUB-Material: Code=rha4ta