http://farbe.li.tu-berlin.de/BGI5/BGI5L0NA.TXT /.PS; nur Vektorgrafik VG; Start-Ausgabe
N: Keine 3D-Linearisierung (OL) in Datei (F) oder PS-Startup (S), Seite 1/1

Siehe ähnliche Dateien: http://farbe.li.tu-berlin.de/BGI5/BGI5.HTM
Technische Information: http://farbe.li.tu-berlin.de oder http://farbe.li.tu-berlin.de/

$XYZ_{W,10}$=94.81 , 100.0 , 107.33
$A_{1,10} = 2{,}5\,(a_{1,10} - a_{1,n,10})\,Y_{10}$
$B_{1,10} = 2{,}5\,B_c\,(b_{1,10} - b_{1,n,10})\,Y_{10}$
$a_{1,10} = a_{20}\,[\,(x_{10} - x_c)\,/\,y_{10}]$
$b_{1,10} = b_{20}\,[\,z_{10}\,/\,y_{10}]$
$a_{20} = 1,\ b_{20} = -0{,}4$
$x_c = 0{,}110,\ B_c = 1{,}000$
$C_{AB1,10}=[A_{1,10}^2+B_{1,10}^2]^{1/2}$
6 *Ostwald*-Farben (o)
von maximalem (m) $C_{AB,10}$ im
Buntwertdiagram ($A_{1,10}$, $B_{1,10}$)
Lichtart D65, $Y_{W,10}$=100, $Y_{N,10}$=0

Parameter:
Y_{10} & Name
Lichtart D65
$Y_{W,10}$=100, $Y_{N,10}$=0

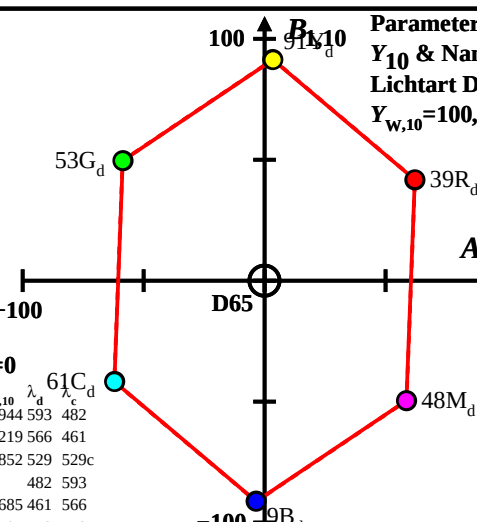

Name	Bereich	$X_{d,10}$	$Y_{d,10}$	$Z_{d,10}$	$x_{d,10}$	$y_{d,10}$	λ_d	λ_c
R_d	561_775	59.84	39.12	0.21	0.6033	0.3944	593	482
Y_d	487_775	76.97	91.46	6.8	0.4392	0.5219	566	461
G_d	487_561	17.32	52.54	6.8	0.2259	0.6852	529	529c
C_d	380_561	35.16	61.07	107.33	0.1727	0.3	482	593
B_d	380_487	18.02	8.73	100.74	0.1413	0.0685	461	566
M_d	561_487	77.67	47.65	100.74	0.3435	0.2107	529c	529
W_d	380_775	94.81	100.0	107.33	0.3137	0.3309	100%	
N_d	380_775	0.09	0.1	0.1	0.3136	0.3308	0%	
Z_d	380_775	17.06	18.0	19.32	0.3137	0.3309	18%	

BGI50−1A

$XYZ_{W,10}$=96.72 , 99.99 , 81.41
$A_{1,10} = 2{,}5\,(a_{1,10} - a_{1,n,10})\,Y_{10}$
$B_{1,10} = 2{,}5\,B_c\,(b_{1,10} - b_{1,n,10})\,Y_{10}$
$a_{1,10} = a_{20}\,[\,(x_{10} - x_c)\,/\,y_{10}]$
$b_{1,10} = b_{20}\,[\,z_{10}\,/\,y_{10}]$
$a_{20} = 1,\ b_{20} = -0{,}4$
$x_c = 0{,}110,\ B_c = 1{,}000$
$C_{AB1,10}=[A_{1,10}^2+B_{1,10}^2]^{1/2}$
6 *Ostwald*-Farben (o)
von maximalem (m) $C_{AB,10}$ im
Buntwertdiagram ($A_{1,10}$, $B_{1,10}$)
Lichtart D50, $Y_{W,10}$=100, $Y_{N,10}$=0

Parameter:
Y_{10} & Name
Lichtart D50
$Y_{W,10}$=100, $Y_{N,10}$=0

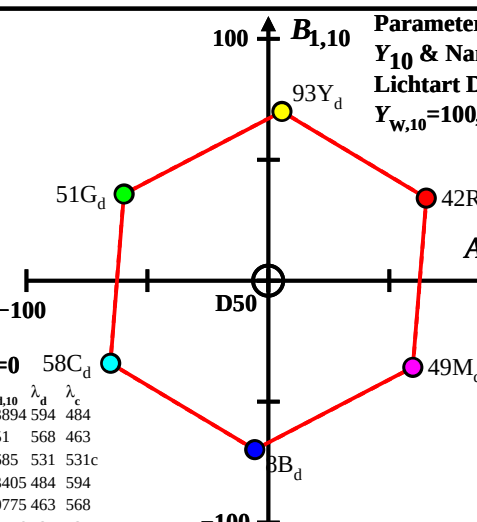

Name	Bereich	$X_{d,10}$	$Y_{d,10}$	$Z_{d,10}$	$x_{d,10}$	$y_{d,10}$	λ_d	λ_c
R_d	565_775	65.87	42.12	0.16	0.609	0.3894	594	484
Y_d	490_775	83.5	92.67	5.5	0.4596	0.51	568	463
G_d	490_565	17.81	50.74	5.5	0.2405	0.685	531	531c
C_d	380_565	31.04	58.07	81.41	0.182	0.3405	484	594
B_d	380_490	13.41	7.52	76.06	0.1382	0.0775	463	568
M_d	565_490	79.1	49.45	76.06	0.3865	0.2416	531c	531
W_d	380_775	96.72	99.99	81.41	0.3477	0.3595	100%	
N_d	380_775	0.09	0.09	0.08	0.3476	0.3594	0%	
Z_d	380_775	17.41	17.99	14.65	0.3477	0.3595	18%	

BGI50−2A

$XYZ_{W,10}$=101.75 , 100.0 , 64.44
$A_{1,10} = 2{,}5\,(a_{1,10} - a_{1,n,10})\,Y_{10}$
$B_{1,10} = 2{,}5\,B_c\,(b_{1,10} - b_{1,n,10})\,Y_{10}$
$a_{1,10} = a_{20}\,[\,(x_{10} - x_c)\,/\,y_{10}]$
$b_{1,10} = b_{20}\,[\,z_{10}\,/\,y_{10}]$
$a_{20} = 1,\ b_{20} = -0{,}4$
$x_c = 0{,}110,\ B_c = 1{,}000$
$C_{AB1,10}=[A_{1,10}^2+B_{1,10}^2]^{1/2}$
6 *Ostwald*-Farben (o)
von maximalem (m) $C_{AB,10}$ im
Buntwertdiagram ($A_{1,10}$, $B_{1,10}$)
Lichtart P40, $Y_{W,10}$=100, $Y_{N,10}$=0

Parameter:
Y_{10} & Name
Lichtart P40
$Y_{W,10}$=100, $Y_{N,10}$=0

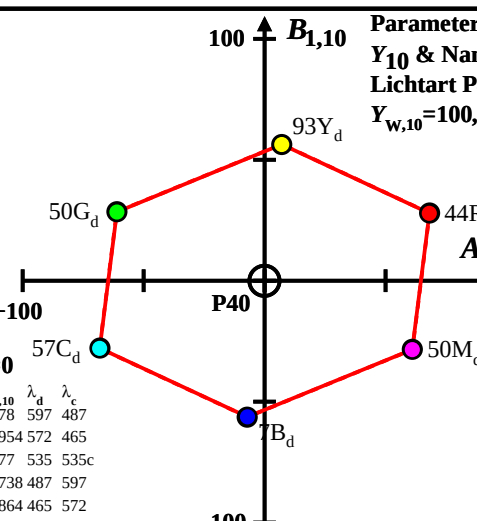

Name	Bereich	$X_{d,10}$	$Y_{d,10}$	$Z_{d,10}$	$x_{d,10}$	$y_{d,10}$	λ_d	λ_c
R_d	569_775	71.44	43.5	0.12	0.6208	0.378	597	487
Y_d	492_775	91.3	93.44	3.86	0.484	0.4954	572	465
G_d	492_569	20.05	50.14	3.86	0.2708	0.677	535	535c
C_d	380_569	30.5	56.69	64.44	0.2011	0.3738	487	597
B_d	380_492	10.65	6.75	60.71	0.1363	0.0864	465	572
M_d	569_492	81.89	50.05	60.71	0.425	0.2598	535c	535
W_d	380_775	101.75	100.0	64.44	0.3822	0.3756	100%	
N_d	380_775	0.1	0.1	0.06	0.382	0.3755	0%	
Z_d	380_775	18.31	18.0	11.6	0.3822	0.3756	18%	

BGI50−3A

$XYZ_{W,10}$=111.15 , 99.99 , 35.19
$A_{1,10} = 2{,}5\,(a_{1,10} - a_{1,n,10})\,Y_{10}$
$B_{1,10} = 2{,}5\,B_c\,(b_{1,10} - b_{1,n,10})\,Y_{10}$
$a_{1,10} = a_{20}\,[\,(x_{10} - x_c)\,/\,y_{10}]$
$b_{1,10} = b_{20}\,[\,z_{10}\,/\,y_{10}]$
$a_{20} = 1,\ b_{20} = -0{,}4$
$x_c = 0{,}110,\ B_c = 1{,}000$
$C_{AB1,10}=[A_{1,10}^2+B_{1,10}^2]^{1/2}$
6 *Ostwald*-Farben (o)
von maximalem (m) $C_{AB,10}$ im
Buntwertdiagram ($A_{1,10}$, $B_{1,10}$)
Lichtart A00, $Y_{W,10}$=100, $Y_{N,10}$=0

Parameter:
Y_{10} & Name
Lichtart A00
$Y_{W,10}$=100, $Y_{N,10}$=0

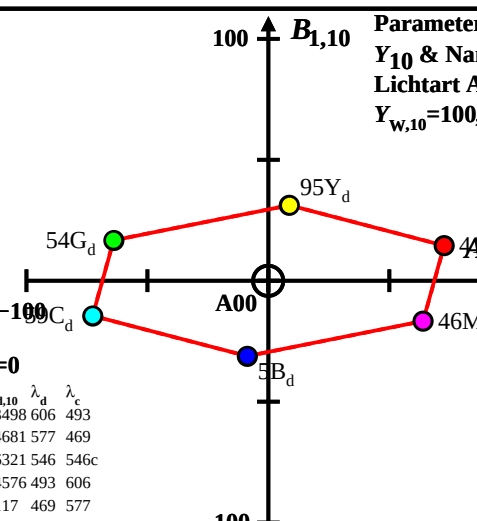

Name	Bereich	$X_{d,10}$	$Y_{d,10}$	$Z_{d,10}$	$x_{d,10}$	$y_{d,10}$	λ_d	λ_c
R_d	575_775	76.86	41.39	0.07	0.6496	0.3498	606	493
Y_d	498_775	105.73	95.07	2.27	0.5206	0.4681	577	469
G_d	498_575	29.08	53.88	2.27	0.3412	0.6321	546	546c
C_d	380_575	34.5	58.8	35.19	0.2685	0.4576	493	606
B_d	380_498	5.63	5.12	32.99	0.1288	0.117	469	577
M_d	575_498	82.28	46.31	32.99	0.5091	0.2865	546c	546
W_d	380_775	111.15	99.99	35.19	0.4511	0.4059	100%	
N_d	380_775	0.11	0.09	0.03	0.451	0.4057	0%	
Z_d	380_775	20.0	18.0	6.33	0.4511	0.4059	18%	

BGI50−4A

$XYZ_{W,10}$=99.99 , 99.99 , 100.0
$A_{1,10} = 2{,}5\,(a_{1,10} - a_{1,n,10})\,Y_{10}$
$B_{1,10} = 2{,}5\,B_c\,(b_{1,10} - b_{1,n,10})\,Y_{10}$
$a_{1,10} = a_{20}\,[\,(x_{10} - x_c)\,/\,y_{10}]$
$b_{1,10} = b_{20}\,[\,z_{10}\,/\,y_{10}]$
$a_{20} = 1,\ b_{20} = -0{,}4$
$x_c = 0{,}110,\ B_c = 1{,}000$
$C_{AB1,10}=[A_{1,10}^2+B_{1,10}^2]^{1/2}$
6 *Ostwald*-Farben (o)
von maximalem (m) $C_{AB,10}$ im
Buntwertdiagram ($A_{1,10}$, $B_{1,10}$)
Lichtart E00, $Y_{W,10}$=100, $Y_{N,10}$=0

Parameter:
Y_{10} & Name
Lichtart E00
$Y_{W,10}$=100, $Y_{N,10}$=0

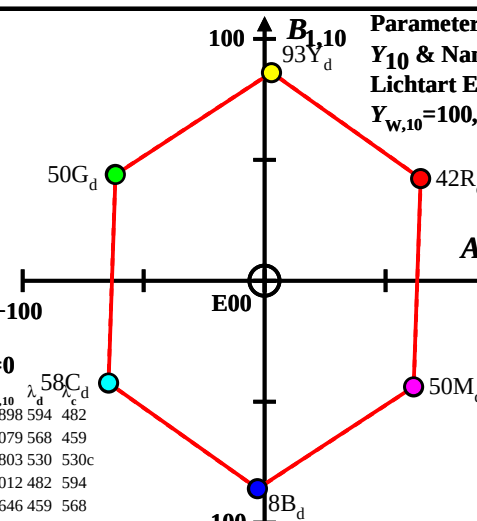

Name	Bereich	$X_{d,10}$	$Y_{d,10}$	$Z_{d,10}$	$x_{d,10}$	$y_{d,10}$	λ_d	λ_c
R_d	564_775	66.2	42.43	0.2	0.6082	0.3898	594	482
Y_d	487_775	83.17	92.54	6.46	0.4565	0.5079	568	459
G_d	487_564	17.17	50.3	6.46	0.2322	0.6803	530	530c
C_d	380_564	33.98	57.76	100.0	0.1772	0.3012	482	594
B_d	380_487	17.01	7.65	93.74	0.1436	0.0646	459	568
M_d	564_487	83.01	49.89	93.74	0.3662	0.2201	530c	530
W_d	380_775	99.99	99.99	100.0	0.3333	0.3333	100%	
N_d	380_775	0.09	0.09	0.1	0.3331	0.3332	0%	
Z_d	380_775	17.99	17.99	18.0	0.3333	0.3333	18%	

BGI50−5A

$XYZ_{W,10}$=97.28 , 99.99 , 116.14
$A_{1,10} = 2{,}5\,(a_{1,10} - a_{1,n,10})\,Y_{10}$
$B_{1,10} = 2{,}5\,B_c\,(b_{1,10} - b_{1,n,10})\,Y_{10}$
$a_{1,10} = a_{20}\,[\,(x_{10} - x_c)\,/\,y_{10}]$
$b_{1,10} = b_{20}\,[\,z_{10}\,/\,y_{10}]$
$a_{20} = 1,\ b_{20} = -0{,}4$
$x_c = 0{,}110,\ B_c = 1{,}000$
$C_{AB1,10}=[A_{1,10}^2+B_{1,10}^2]^{1/2}$
6 *Ostwald*-Farben (o)
von maximalem (m) $C_{AB,10}$ im
Buntwertdiagram ($A_{1,10}$, $B_{1,10}$)
Lichtart C00, $Y_{W,10}$=100, $Y_{N,10}$=0

Parameter:
Y_{10} & Name
Lichtart C00
$Y_{W,10}$=100, $Y_{N,10}$=0

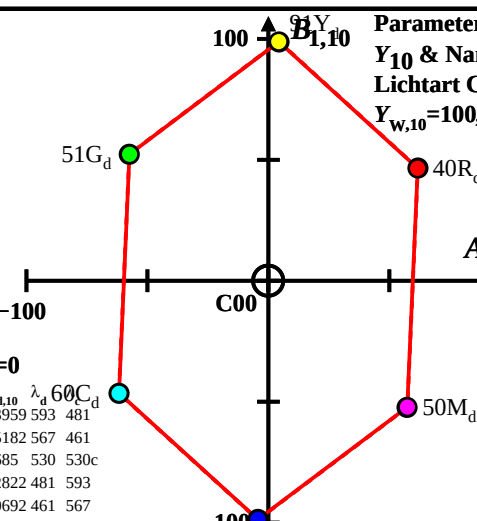

Name	Bereich	$X_{d,10}$	$Y_{d,10}$	$Z_{d,10}$	$x_{d,10}$	$y_{d,10}$	λ_d	λ_c
R_d	561_775	61.15	40.24	0.23	0.6017	0.3959	593	481
Y_d	486_775	77.82	90.55	6.36	0.4453	0.5182	567	461
G_d	486_561	16.86	50.51	6.36	0.2286	0.685	530	530c
C_d	380_561	36.32	59.95	116.14	0.1709	0.2822	481	593
B_d	380_486	19.65	9.64	110.01	0.141	0.0692	461	567
M_d	561_486	80.62	49.68	110.01	0.3354	0.2067	530c	530
W_d	380_775	97.28	99.99	116.14	0.3103	0.319	100%	
N_d	380_775	0.09	0.09	0.11	0.3102	0.3189	0%	
Z_d	380_775	17.51	18.0	20.9	0.3103	0.319	18%	

BGI50−6A

$XYZ_{W,10}$=102.37 , 99.99 , 81.25
$A_{1,10} = 2{,}5\,(a_{1,10} - a_{1,n,10})\,Y_{10}$
$B_{1,10} = 2{,}5\,B_c\,(b_{1,10} - b_{1,n,10})\,Y_{10}$
$a_{1,10} = a_{20}\,[\,(x_{10} - x_c)\,/\,y_{10}]$
$b_{1,10} = b_{20}\,[\,z_{10}\,/\,y_{10}]$
$a_{20} = 1,\ b_{20} = -0{,}4$
$x_c = 0{,}110,\ B_c = 1{,}000$
$C_{AB1,10}=[A_{1,10}^2+B_{1,10}^2]^{1/2}$
6 *Ostwald*-Farben (o)
von maximalem (m) $C_{AB,10}$ im
Buntwertdiagram ($A_{1,10}$, $B_{1,10}$)
Lichtart P00, $Y_{W,10}$=100, $Y_{N,10}$=0

Parameter:
Y_{10} & Name
Lichtart P00
$Y_{W,10}$=100, $Y_{N,10}$=0

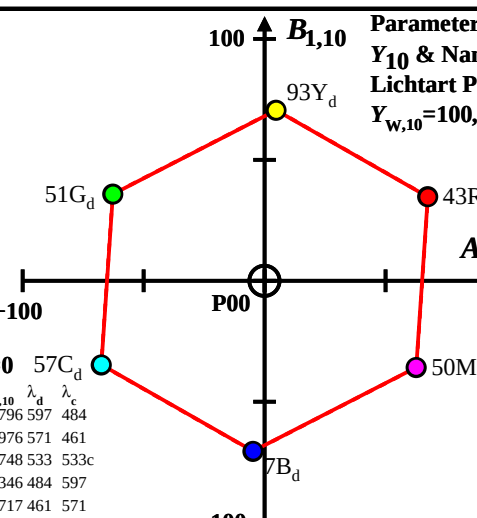

Name	Bereich	$X_{d,10}$	$Y_{d,10}$	$Z_{d,10}$	$x_{d,10}$	$y_{d,10}$	λ_d	λ_c
R_d	567_775	69.98	42.93	0.16	0.6189	0.3796	597	484
Y_d	489_775	88.89	93.25	5.23	0.4743	0.4976	571	461
G_d	489_567	19.1	50.52	5.23	0.2551	0.6748	533	533c
C_d	380_567	32.59	57.26	81.25	0.1904	0.3346	484	597
B_d	380_489	13.68	6.94	76.17	0.1414	0.0717	461	571
M_d	567_489	83.47	49.67	76.17	0.3987	0.2373	533c	533
W_d	380_775	102.37	99.99	81.25	0.3609	0.3525	100%	
N_d	380_775	0.1	0.09	0.08	0.3608	0.3524	0%	
Z_d	380_775	18.42	18.0	14.62	0.3609	0.3525	18%	

BGI50−7A

$XYZ_{W,10}$=97.65 , 100.0 , 118.42
$A_{1,10} = 2{,}5\,(a_{1,10} - a_{1,n,10})\,Y_{10}$
$B_{1,10} = 2{,}5\,B_c\,(b_{1,10} - b_{1,n,10})\,Y_{10}$
$a_{1,10} = a_{20}\,[\,(x_{10} - x_c)\,/\,y_{10}]$
$b_{1,10} = b_{20}\,[\,z_{10}\,/\,y_{10}]$
$a_{20} = 1,\ b_{20} = -0{,}4$
$x_c = 0{,}110,\ B_c = 1{,}000$
$C_{AB1,10}=[A_{1,10}^2+B_{1,10}^2]^{1/2}$
6 *Ostwald*-Farben (o)
von maximalem (m) $C_{AB,10}$ im
Buntwertdiagram ($A_{1,10}$, $B_{1,10}$)
Lichtart Q00, $Y_{W,10}$=100, $Y_{N,10}$=0

Parameter:
Y_{10} & Name
Lichtart Q00
$Y_{W,10}$=100, $Y_{N,10}$=0

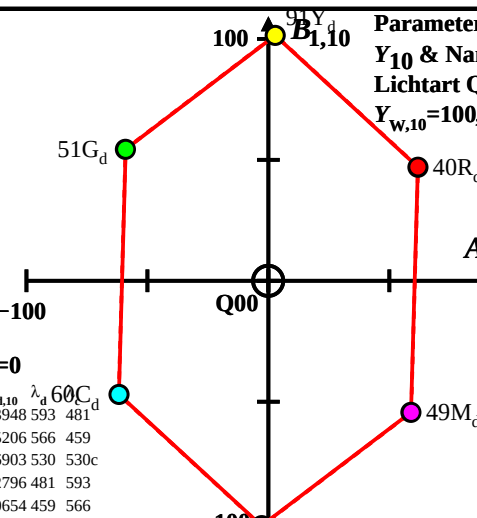

Name	Bereich	$X_{d,10}$	$Y_{d,10}$	$Z_{d,10}$	$x_{d,10}$	$y_{d,10}$	λ_d	λ_c
R_d	561_775	60.93	39.91	0.23	0.6028	0.3948	593	481
Y_d	486_775	77.48	90.9	6.21	0.4437	0.5206	566	459
G_d	486_561	16.74	51.18	6.21	0.2258	0.6903	530	530c
C_d	380_561	36.9	60.28	118.42	0.1711	0.2796	481	593
B_d	380_486	20.35	9.29	112.44	0.1432	0.0654	459	566
M_d	561_486	81.1	49.01	112.44	0.3343	0.202	530c	530
W_d	380_775	97.65	100.0	118.42	0.3089	0.3163	100%	
N_d	380_775	0.09	0.1	0.11	0.3088	0.3162	0%	
Z_d	380_775	17.57	18.0	21.31	0.3089	0.3163	18%	

BGI50−8A

BGI50−7N

$XYZ_{W,10}$=94.81 , 100.0 , 107.33
$A_{2,10} = 2{,}5\,(a_{2,10} - a_{2,n,10})\,Y_{10}$
$B_{2,10} = 2{,}5\,B_c\,(b_{2,10} - b_{2,n,10})\,Y_{10}$
$a_{2,10} = a_{20}\,[\,(x_{10} - x_c)\,/\,y_{10}]$
$b_{2,10} = b_{20}\,[\,z_{10}\,/\,y_{10}]$
$a_{20} = 1,\ b_{20} = -0{,}4$
$x_c = 0{,}110,\ B_c = 0{,}800$
$C_{AB2,10}=[A_{2,10}^2+B_{2,10}^2]^{1/2}$
6 *Ostwald*-Farben (o)
von maximalem (m) $C_{AB,10}$ im
Buntwertdiagram ($A_{2,10}$, $B_{2,10}$)
Lichtart D65, $Y_{W,10}$=100, $Y_{N,10}$=0

Parameter:
Y_{10} & Name
Lichtart D65
$Y_{W,10}$=100, $Y_{N,10}$=0

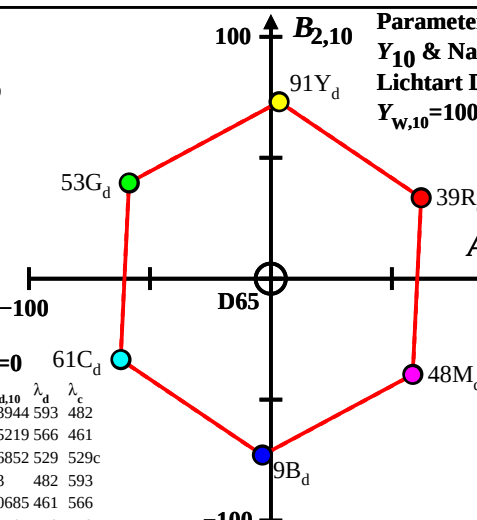

Name	Bereich	$X_{d,10}$	$Y_{d,10}$	$Z_{d,10}$	$x_{d,10}$	$y_{d,10}$	λ_d	λ_c
R_d	561_775	59.84	39.12	0.21	0.6033	0.3944	593	482
Y_d	487_775	76.97	91.46	6.8	0.4392	0.5219	566	461
G_d	487_561	17.32	52.54	6.8	0.2259	0.6852	529	529c
C_d	380_561	35.16	61.07	107.33	0.1727	0.3	482	593
B_d	380_487	18.02	8.73	100.74	0.1413	0.0685	461	566
M_d	561_487	77.67	47.65	100.74	0.3435	0.2107	529c	529
W_d	380_775	94.81	100.0	107.33	0.3137	0.3309	100%	
N_d	380_775	0.09	0.1	0.1	0.3136	0.3308	0%	
Z_d	380_775	17.06	18.0	19.32	0.3137	0.3309	18%	

BGI51−1A

$XYZ_{W,10}$=96.72 , 99.99 , 81.41
$A_{2,10} = 2{,}5\,(a_{2,10} - a_{2,n,10})\,Y_{10}$
$B_{2,10} = 2{,}5\,B_c\,(b_{2,10} - b_{2,n,10})\,Y_{10}$
$a_{2,10} = a_{20}\,[\,(x_{10} - x_c)\,/\,y_{10}]$
$b_{2,10} = b_{20}\,[\,z_{10}\,/\,y_{10}]$
$a_{20} = 1,\ b_{20} = -0{,}4$
$x_c = 0{,}110,\ B_c = 1{,}000$
$C_{AB2,10}=[A_{2,10}^2+B_{2,10}^2]^{1/2}$
6 *Ostwald*-Farben (o)
von maximalem (m) $C_{AB,10}$ im
Buntwertdiagram ($A_{2,10}$, $B_{2,10}$)
Lichtart D50, $Y_{W,10}$=100, $Y_{N,10}$=0

Parameter:
Y_{10} & Name
Lichtart D50
$Y_{W,10}$=100, $Y_{N,10}$=0

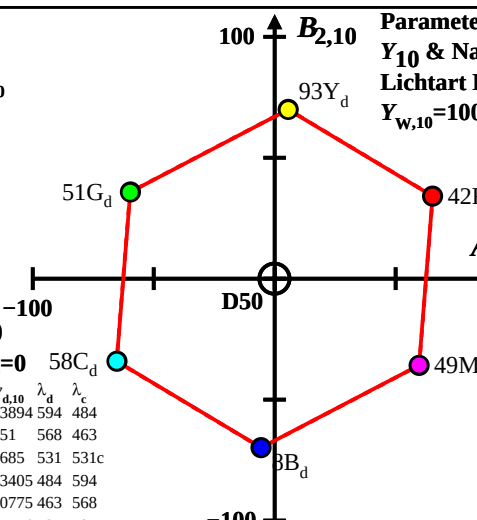

Name	Bereich	$X_{d,10}$	$Y_{d,10}$	$Z_{d,10}$	$x_{d,10}$	$y_{d,10}$	λ_d	λ_c
R_d	565_775	65.87	42.12	0.16	0.609	0.3894	594	484
Y_d	490_775	83.5	92.67	5.5	0.4596	0.51	568	463
G_d	490_565	17.81	50.74	5.5	0.2405	0.685	531	531c
C_d	380_565	31.04	58.07	81.41	0.182	0.3405	484	594
B_d	380_490	13.41	7.52	76.06	0.1382	0.0775	463	568
M_d	565_490	79.1	49.45	76.06	0.3865	0.2416	531c	531
W_d	380_775	96.72	99.99	81.41	0.3477	0.3595	100%	
N_d	380_775	0.09	0.09	0.08	0.3476	0.3594	0%	
Z_d	380_775	17.41	17.99	14.65	0.3477	0.3595	18%	

BGI51−2A

$XYZ_{W,10}$=101.75 , 100.0 , 64.44
$A_{2,10} = 2{,}5\,(a_{2,10} - a_{2,n,10})\,Y_{10}$
$B_{2,10} = 2{,}5\,B_c\,(b_{2,10} - b_{2,n,10})\,Y_{10}$
$a_{2,10} = a_{20}\,[\,(x_{10} - x_c)\,/\,y_{10}]$
$b_{2,10} = b_{20}\,[\,z_{10}\,/\,y_{10}]$
$a_{20} = 1,\ b_{20} = -0{,}4$
$x_c = 0{,}110,\ B_c = 1{,}300$
$C_{AB2,10}=[A_{2,10}^2+B_{2,10}^2]^{1/2}$
6 *Ostwald*-Farben (o)
von maximalem (m) $C_{AB,10}$ im
Buntwertdiagram ($A_{2,10}$, $B_{2,10}$)
Lichtart P40, $Y_{W,10}$=100, $Y_{N,10}$=0

Parameter:
Y_{10} & Name
Lichtart P40
$Y_{W,10}$=100, $Y_{N,10}$=0

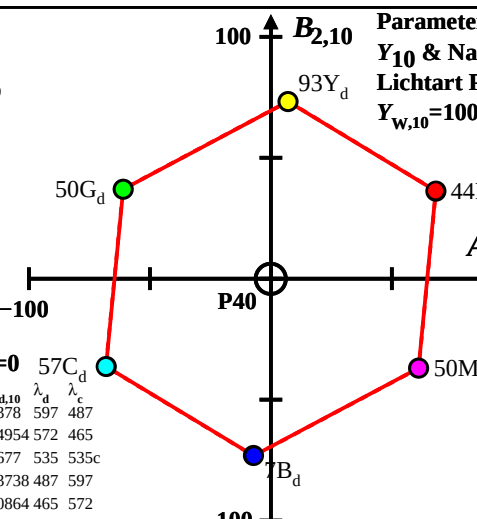

Name	Bereich	$X_{d,10}$	$Y_{d,10}$	$Z_{d,10}$	$x_{d,10}$	$y_{d,10}$	λ_d	λ_c
R_d	569_775	71.44	43.5	0.12	0.6208	0.378	597	487
Y_d	492_775	91.3	93.44	3.86	0.484	0.4954	572	465
G_d	492_569	20.05	50.14	3.86	0.2708	0.677	535	535c
C_d	380_569	30.5	56.69	64.44	0.2011	0.3738	487	597
B_d	380_492	10.65	6.75	60.71	0.1363	0.0864	465	572
M_d	569_492	81.89	50.05	60.71	0.425	0.2598	535c	535
W_d	380_775	101.75	100.0	64.44	0.3822	0.3756	100%	
N_d	380_775	0.1	0.1	0.06	0.382	0.3755	0%	
Z_d	380_775	18.31	18.0	11.6	0.3822	0.3756	18%	

BGI51−3A

$XYZ_{W,10}$=111.15 , 99.99 , 35.19
$A_{2,10} = 2{,}5\,(a_{2,10} - a_{2,n,10})\,Y_{10}$
$B_{2,10} = 2{,}5\,B_c\,(b_{2,10} - b_{2,n,10})\,Y_{10}$
$a_{2,10} = a_{20}\,[\,(x_{10} - x_c)\,/\,y_{10}]$
$b_{2,10} = b_{20}\,[\,z_{10}\,/\,y_{10}]$
$a_{20} = 1,\ b_{20} = -0{,}4$
$x_c = 0{,}110,\ B_c = 2{,}500$
$C_{AB2,10}=[A_{2,10}^2+B_{2,10}^2]^{1/2}$
6 *Ostwald*-Farben (o)
von maximalem (m) $C_{AB,10}$ im
Buntwertdiagram ($A_{2,10}$, $B_{2,10}$)
Lichtart A00, $Y_{W,10}$=100, $Y_{N,10}$=0

Parameter:
Y_{10} & Name
Lichtart A00
$Y_{W,10}$=100, $Y_{N,10}$=0

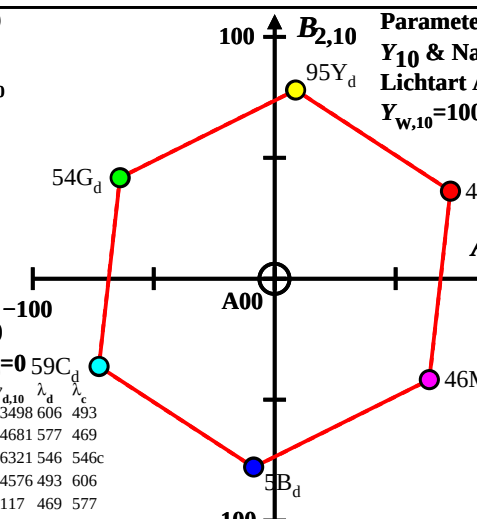

Name	Bereich	$X_{d,10}$	$Y_{d,10}$	$Z_{d,10}$	$x_{d,10}$	$y_{d,10}$	λ_d	λ_c
R_d	575_775	76.86	41.39	0.07	0.6496	0.3498	606	493
Y_d	498_775	105.73	95.07	2.27	0.5206	0.4681	577	469
G_d	498_575	29.08	53.88	2.27	0.3412	0.6321	546	546c
C_d	380_575	34.5	58.8	35.19	0.2685	0.4576	493	606
B_d	380_498	5.63	5.12	32.99	0.1288	0.117	469	577
M_d	575_498	82.28	46.31	32.99	0.5091	0.2865	546c	546
W_d	380_775	111.15	99.99	35.19	0.4511	0.4059	100%	
N_d	380_775	0.11	0.09	0.03	0.451	0.4057	0%	
Z_d	380_775	20.0	18.0	6.33	0.4511	0.4059	18%	

BGI51−4A

$XYZ_{W,10}$=99.99 , 99.99 , 100.0
$A_{2,10} = 2{,}5\,(a_{2,10} - a_{2,n,10})\,Y_{10}$
$B_{2,10} = 2{,}5\,B_c\,(b_{2,10} - b_{2,n,10})\,Y_{10}$
$a_{2,10} = a_{20}\,[\,(x_{10} - x_c)\,/\,y_{10}]$
$b_{2,10} = b_{20}\,[\,z_{10}\,/\,y_{10}]$
$a_{20} = 1,\ b_{20} = -0{,}4$
$x_c = 0{,}110,\ B_c = 0{,}900$
$C_{AB2,10}=[A_{2,10}^2+B_{2,10}^2]^{1/2}$
6 *Ostwald*-Farben (o)
von maximalem (m) $C_{AB,10}$ im
Buntwertdiagram ($A_{2,10}$, $B_{2,10}$)
Lichtart E00, $Y_{W,10}$=100, $Y_{N,10}$=0

Parameter:
Y_{10} & Name
Lichtart E00
$Y_{W,10}$=100, $Y_{N,10}$=0

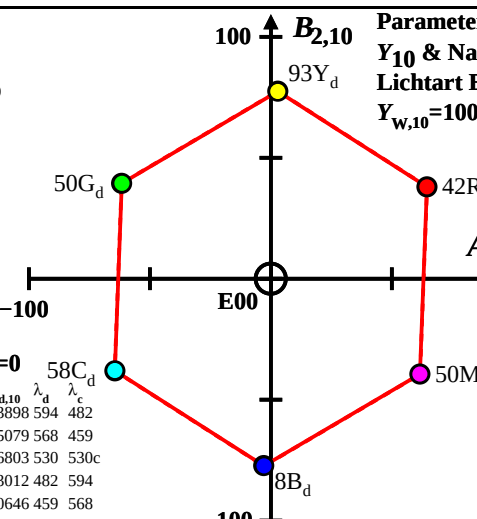

Name	Bereich	$X_{d,10}$	$Y_{d,10}$	$Z_{d,10}$	$x_{d,10}$	$y_{d,10}$	λ_d	λ_c
R_d	564_775	66.2	42.43	0.2	0.6082	0.3898	594	482
Y_d	487_775	83.17	92.54	6.46	0.4565	0.5079	568	459
G_d	487_564	17.17	50.3	6.46	0.2322	0.6803	530	530c
C_d	380_564	33.98	57.76	100.0	0.1772	0.3012	482	594
B_d	380_487	17.01	7.65	93.74	0.1436	0.0646	459	568
M_d	564_487	83.01	49.89	93.74	0.3662	0.2201	530c	530
W_d	380_775	99.99	99.99	100.0	0.3333	0.3333	100%	
N_d	380_775	0.09	0.09	0.1	0.3331	0.3332	0%	
Z_d	380_775	17.99	17.99	18.0	0.3333	0.3333	18%	

BGI51−5A

$XYZ_{W,10}$=97.28 , 99.99 , 116.14
$A_{2,10} = 2{,}5\,(a_{2,10} - a_{2,n,10})\,Y_{10}$
$B_{2,10} = 2{,}5\,B_c\,(b_{2,10} - b_{2,n,10})\,Y_{10}$
$a_{2,10} = a_{20}\,[\,(x_{10} - x_c)\,/\,y_{10}]$
$b_{2,10} = b_{20}\,[\,z_{10}\,/\,y_{10}]$
$a_{20} = 1,\ b_{20} = -0{,}4$
$x_c = 0{,}110,\ B_c = 0{,}700$
$C_{AB2,10}=[A_{2,10}^2+B_{2,10}^2]^{1/2}$
6 *Ostwald*-Farben (o)
von maximalem (m) $C_{AB,10}$ im
Buntwertdiagram ($A_{2,10}$, $B_{2,10}$)
Lichtart C00, $Y_{W,10}$=100, $Y_{N,10}$=0

Parameter:
Y_{10} & Name
Lichtart C00
$Y_{W,10}$=100, $Y_{N,10}$=0

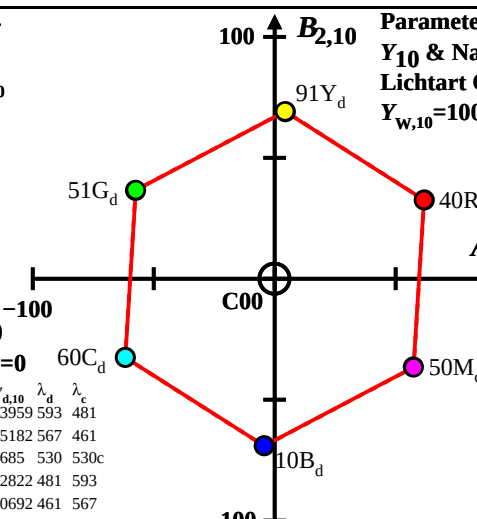

Name	Bereich	$X_{d,10}$	$Y_{d,10}$	$Z_{d,10}$	$x_{d,10}$	$y_{d,10}$	λ_d	λ_c
R_d	561_775	61.15	40.24	0.23	0.6017	0.3959	593	481
Y_d	486_775	77.82	90.55	6.36	0.4453	0.5182	567	461
G_d	486_561	16.86	50.51	6.36	0.2286	0.685	530	530c
C_d	380_561	36.32	59.95	116.14	0.1709	0.2822	481	593
B_d	380_486	19.65	9.64	110.01	0.141	0.0692	461	567
M_d	561_486	80.62	49.68	110.01	0.3354	0.2067	530c	530
W_d	380_775	97.28	99.99	116.14	0.3103	0.319	100%	
N_d	380_775	0.09	0.09	0.11	0.3102	0.3189	0%	
Z_d	380_775	17.51	18.0	20.9	0.3103	0.319	18%	

BGI51−6A

$XYZ_{W,10}$=102.37 , 99.99 , 81.25
$A_{2,10} = 2{,}5\,(a_{2,10} - a_{2,n,10})\,Y_{10}$
$B_{2,10} = 2{,}5\,B_c\,(b_{2,10} - b_{2,n,10})\,Y_{10}$
$a_{2,10} = a_{20}\,[\,(x_{10} - x_c)\,/\,y_{10}]$
$b_{2,10} = b_{20}\,[\,z_{10}\,/\,y_{10}]$
$a_{20} = 1,\ b_{20} = -0{,}4$
$x_c = 0{,}110,\ B_c = 1{,}000$
$C_{AB2,10}=[A_{2,10}^2+B_{2,10}^2]^{1/2}$
6 *Ostwald*-Farben (o)
von maximalem (m) $C_{AB,10}$ im
Buntwertdiagram ($A_{2,10}$, $B_{2,10}$)
Lichtart P00, $Y_{W,10}$=100, $Y_{N,10}$=0

Parameter:
Y_{10} & Name
Lichtart P00
$Y_{W,10}$=100, $Y_{N,10}$=0

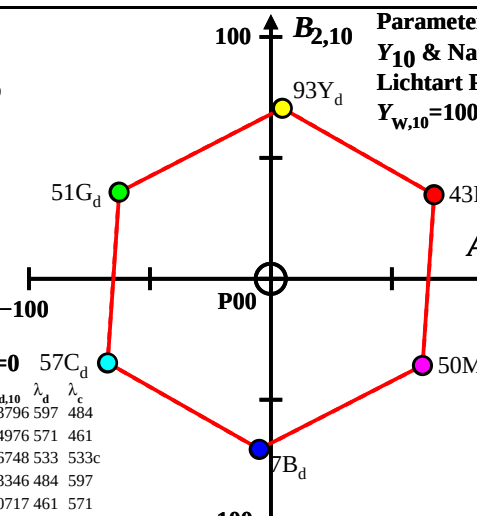

Name	Bereich	$X_{d,10}$	$Y_{d,10}$	$Z_{d,10}$	$x_{d,10}$	$y_{d,10}$	λ_d	λ_c
R_d	567_775	69.98	42.93	0.16	0.6189	0.3796	597	484
Y_d	489_775	88.89	93.25	5.23	0.4743	0.4976	571	461
G_d	489_567	19.1	50.52	5.23	0.2551	0.6748	533	533c
C_d	380_567	32.59	57.26	81.25	0.1904	0.3346	484	597
B_d	380_489	13.68	6.94	76.17	0.1414	0.0717	461	571
M_d	567_489	83.47	49.67	76.17	0.3987	0.2373	533c	533
W_d	380_775	102.37	99.99	81.25	0.3609	0.3525	100%	
N_d	380_775	0.1	0.09	0.08	0.3608	0.3524	0%	
Z_d	380_775	18.42	18.0	14.62	0.3609	0.3525	18%	

BGI51−7A

$XYZ_{W,10}$=97.65 , 100.0 , 118.42
$A_{2,10} = 2{,}5\,(a_{2,10} - a_{2,n,10})\,Y_{10}$
$B_{2,10} = 2{,}5\,B_c\,(b_{2,10} - b_{2,n,10})\,Y_{10}$
$a_{2,10} = a_{20}\,[\,(x_{10} - x_c)\,/\,y_{10}]$
$b_{2,10} = b_{20}\,[\,z_{10}\,/\,y_{10}]$
$a_{20} = 1,\ b_{20} = -0{,}4$
$x_c = 0{,}110,\ B_c = 0{,}700$
$C_{AB2,10}=[A_{2,10}^2+B_{2,10}^2]^{1/2}$
6 *Ostwald*-Farben (o)
von maximalem (m) $C_{AB,10}$ im
Buntwertdiagram ($A_{2,10}$, $B_{2,10}$)
Lichtart Q00, $Y_{W,10}$=100, $Y_{N,10}$=0

Parameter:
Y_{10} & Name
Lichtart Q00
$Y_{W,10}$=100, $Y_{N,10}$=0

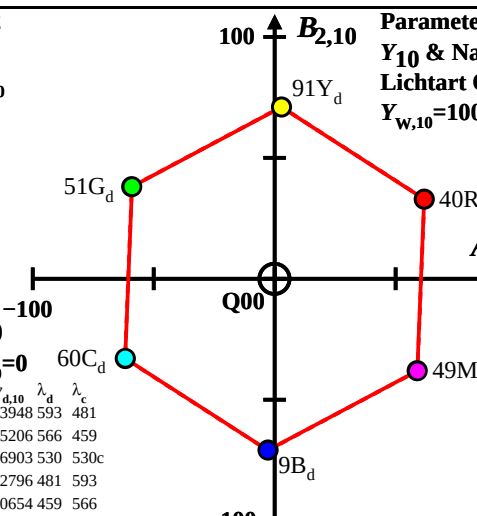

Name	Bereich	$X_{d,10}$	$Y_{d,10}$	$Z_{d,10}$	$x_{d,10}$	$y_{d,10}$	λ_d	λ_c
R_d	561_775	60.93	39.91	0.23	0.6028	0.3948	593	481
Y_d	486_775	77.48	90.9	6.21	0.4437	0.5206	566	459
G_d	486_561	16.74	51.18	6.21	0.2258	0.6903	530	530c
C_d	380_561	36.9	60.28	118.42	0.1711	0.2796	481	593
B_d	380_486	20.35	9.29	112.44	0.1432	0.0654	459	566
M_d	561_486	81.1	49.01	112.44	0.3343	0.202	530c	530
W_d	380_775	97.65	100.0	118.42	0.3089	0.3163	100%	
N_d	380_775	0.09	0.1	0.11	0.3088	0.3162	0%	
Z_d	380_775	17.57	18.0	21.31	0.3089	0.3163	18%	

BGI51−8A

BGI51−7N

TUB-Registrierung: 20220301-BGI5/BGI5L0NA.TXT /.PS
Anwendung für Beurteilung und Messung von Display- oder Druck-Ausgabe
TUB-Material: Code=rha4ta

TUB-Prüfvorlage BGI5; 6 *Ostwald*-Optimalfarben für 8 Lichtarten Dxx, Eingabe: *rgb/cmy0/000k/n*
CIE-10, Diagramme ($A_{1,10}$, $B_{1,10}$) & ($A_{2,10}$, $B_{2,10}$), C>288:1