Siehe ähnliche Dateien: http://farbe.li.tu-berlin.de/BGL6/BGL6.HTM
Technische Information: http://farbe.li.tu-berlin.de oder http://farbe.li.tu-berlin.de/

TUB-Registrierung: 20220301-BGL6/BGL6L0NP.PDF /.PS TUB-Material: Code=rha4ta
Anwendung für Beurteilung und Messung von Display- oder Druck-Ausgabe

XYZ_W=95.04 , 100.0 , 108.89
A = 2,5 $(a - a_n)$ Y
B = 2,5 B_c $(b - b_n)$ Y
$a = a_{20}$ [$(x - x_c)$ / y]
$b = b_{20}$ [z / y]
a_{20} = 1, b_{20} = −0,4
x_c = 0,000, B_c = 1,000
$C_{AB}=[A^2+B^2]^{1/2}$
6 *Ostwald*-Farben (o)
von maximalem (m) C_{AB} im
Buntwertdiagramm (A, B)
Lichtart D65, Y_W=100, Y_N=4

Parameter:
Y & Name
Lichtart D65
Y_W=100, Y_N=4

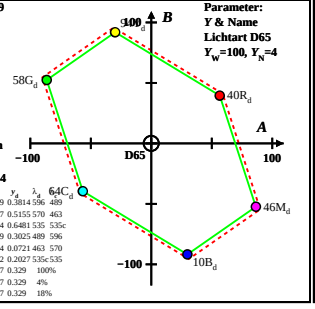

Name	Bereich X_d	Y_d	Z_d	x_d	y_d	λ_d	λ_c
R_d	567,775	61.08	40.45	4.51	0.5759	0.3814	596 489
Y_d	493,775	77.85	94.49	10.94	0.4247	0.5155	570 463
G_d	493,567	20.66	58.14	10.89	0.2304	0.6481	535 535c
C_d	380,567	37.86	63.64	108.85	0.1799	0.3025	489 596
B_d	380,493	21.08	9.6	102.42	0.1584	0.0721	463 570
M_d	567,493	78.27	45.96	102.46	0.3452	0.2027	535c 535
W_d	380,775	95.04	100.0	108.89	0.3127	0.329	100%
N_d	380,775	3.8	4.0	4.35	0.3127	0.329	4%
Z_d	380,775	17.1	18.0	19.6	0.3127	0.329	18%

BGL60−1A

XYZ_W=96.42 , 100.0 , 82.49
A = 2,5 $(a - a_c)$ Y
B = 2,5 B_c $(b - b_c)$ Y
$a = a_{20}$ [$(x - x_c)$ / y]
$b = b_{20}$ [z / y]
a_{20} = 1, b_{20} = −0,4
x_c = 0,000, B_c = 1,000
$C_{AB}=[A^2+B^2]^{1/2}$
6 *Ostwald*-Farben (o)
von maximalem (m) C_{AB} im
Buntwertdiagramm (A, B)
Lichtart D50, Y_W=100, Y_N=4

Parameter:
Y & Name
Lichtart D50
Y_W=100, Y_N=4

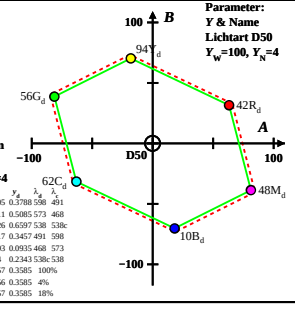

Name	Bereich X_d	Y_d	Z_d	x_d	y_d	λ_d	λ_c
R_d	570,775	66.18	42.45	3.42	0.5905	0.3788	598 491
Y_d	496,775	83.65	94.28	7.47	0.4511	0.5085	573 468
G_d	496,570	21.41	55.92	7.42	0.2526	0.6597	538 538c
C_d	380,570	34.19	61.64	82.45	0.1917	0.3457	491 598
B_d	380,496	16.72	9.82	78.41	0.1593	0.0935	468 573
M_d	570,496	78.96	48.17	78.45	0.384	0.2343	538c 538
W_d	380,775	96.42	100.0	82.49	0.3457	0.3585	100%
N_d	380,775	3.85	4.0	3.29	0.3456	0.3585	4%
Z_d	380,775	17.35	18.0	14.84	0.3457	0.3585	18%

BGL60−2A

XYZ_W=100.93 , 100.0 , 64.68
A = 2,5 $(a - a_n)$ Y
B = 2,5 B_c $(b - b_n)$ Y
$a = a_{20}$ [$(x - x_c)$ / y]
$b = b_{20}$ [z / y]
a_{20} = 1, b_{20} = −0,4
x_c = 0,000, B_c = 1,000
$C_{AB}=[A^2+B^2]^{1/2}$
6 *Ostwald*-Farben (o)
von maximalem (m) C_{AB} im
Buntwertdiagramm (A, B)
Lichtart P40, Y_W=100, Y_N=4

Parameter:
Y & Name
Lichtart P40
Y_W=100, Y_N=4

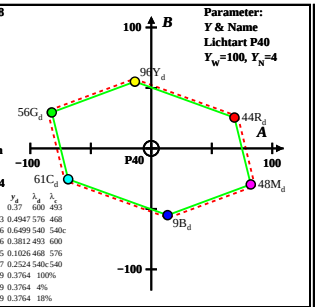

Name	Bereich X_d	Y_d	Z_d	x_d	y_d	λ_d	λ_c
R_d	573,775	71.45	43.55	2.69	0.607	0.37	600 493
Y_d	498,775	91.01	95.54	6.54	0.4713	0.4947	576 468
G_d	498,573	23.69	56.08	6.5	0.2746	0.6499	540 540c
C_d	380,573	33.61	60.54	64.64	0.2116	0.3812	493 600
B_d	380,498	14.05	8.56	60.79	0.1685	0.1026	468 576
M_d	573,498	81.37	48.01	60.84	0.4277	0.2524	540c 540
W_d	380,775	100.93	100.0	64.68	0.3799	0.3764	100%
N_d	380,775	4.03	4.0	2.58	0.3799	0.3764	4%
Z_d	380,775	18.16	18.0	11.64	0.3799	0.3764	18%

BGL60−3A

XYZ_W=109.84 , 99.99 , 35.58
A = 2,5 $(a - a_n)$ Y
B = 2,5 B_c $(b - b_n)$ Y
$a = a_{20}$ [$(x - x_c)$ / y]
$b = b_{20}$ [z / y]
a_{20} = 1, b_{20} = −0,4
x_c = 0,000, B_c = 1,000
$C_{AB}=[A^2+B^2]^{1/2}$
6 *Ostwald*-Farben (o)
von maximalem (m) C_{AB} im
Buntwertdiagramm (A, B)
Lichtart A00, Y_W=100, Y_N=4

Parameter:
Y & Name
Lichtart A00
Y_W=100, Y_N=4

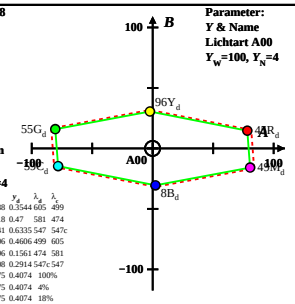

Name	Bereich X_d	Y_d	Z_d	x_d	y_d	λ_d	λ_c
R_d	579,775	81.11	45.35	1.49	0.6338	0.3544	605 499
Y_d	504,775	104.69	96.14	3.69	0.5118	0.47	581 474
G_d	504,579	28.08	54.89	3.66	0.3241	0.6335	547 547c
C_d	380,579	33.24	58.75	35.54	0.2606	0.4606	499 605
B_d	380,504	9.66	7.95	33.34	0.1896	0.1561	474 581
M_d	579,504	86.27	49.2	33.38	0.5108	0.2914	547c 547
W_d	380,775	109.84	99.99	35.58	0.4475	0.4074	100%
N_d	380,775	4.39	3.99	1.42	0.4475	0.4074	4%
Z_d	380,775	19.77	17.99	6.4	0.4475	0.4074	18%

BGL60−4A

XYZ_W=100.0 , 100.0 , 100.0
A = 2,5 $(a - a_n)$ Y
B = 2,5 B_c $(b - b_n)$ Y
$a = a_{20}$ [$(x - x_c)$ / y]
$b = b_{20}$ [z / y]
a_{20} = 1, b_{20} = −0,4
x_c = 0,000, B_c = 1,000
$C_{AB}=[A^2+B^2]^{1/2}$
6 *Ostwald*-Farben (o)
von maximalem (m) C_{AB} im
Buntwertdiagramm (A, B)
Lichtart E00, Y_W=100, Y_N=4

Parameter:
Y & Name
Lichtart E00
Y_W=100, Y_N=4

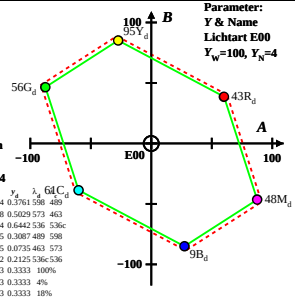

Name	Bereich X_d	Y_d	Z_d	x_d	y_d	λ_d	λ_c
R_d	570,775	66.87	42.82	4.14	0.5874	0.3761	598 489
Y_d	494,775	84.04	95.02	9.85	0.4448	0.5029	573 463
G_d	494,570	21.27	56.3	9.81	0.2434	0.6442	536 536c
C_d	380,570	37.23	61.28	99.95	0.1875	0.3087	489 598
B_d	380,494	20.05	9.07	94.24	0.1625	0.0735	463 573
M_d	570,494	82.83	47.79	94.29	0.3682	0.2125	536c 536
W_d	380,775	100.0	100.0	100.0	0.3333	0.3333	100%
N_d	380,775	4.0	4.0	4.0	0.3333	0.3333	4%
Z_d	380,775	18.0	18.0	18.0	0.3333	0.3333	18%

BGL60−5A

XYZ_W=98.07 , 100.0 , 118.22
A = 2,5 $(a - a_n)$ Y
B = 2,5 B_c $(b - b_n)$ Y
$a = a_{20}$ [$(x - x_c)$ / y]
$b = b_{20}$ [z / y]
a_{20} = 1, b_{20} = −0,4
x_c = 0,000, B_c = 1,000
$C_{AB}=[A^2+B^2]^{1/2}$
6 *Ostwald*-Farben (o)
von maximalem (m) C_{AB} im
Buntwertdiagramm (A, B)
Lichtart C00, Y_W=100, Y_N=4

Parameter:
Y & Name
Lichtart C00
Y_W=100, Y_N=4

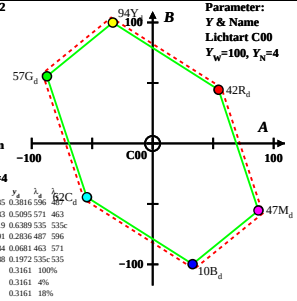

Name	Bereich X_d	Y_d	Z_d	x_d	y_d	λ_d	λ_c
R_d	567,775	62.69	41.71	4.89	0.5735	0.3816	596 487 d
Y_d	492,775	79.24	94.26	11.49	0.4283	0.5095	571 463
G_d	492,567	20.56	56.65	11.44	0.2319	0.6389	535 535c
C_d	380,567	39.39	62.38	118.18	0.1791	0.2836	487 596
B_d	380,492	22.85	9.83	111.58	0.1584	0.0681	463 571
M_d	567,492	81.53	47.45	111.62	0.3388	0.1972	535c 535
W_d	380,775	98.07	100.0	118.22	0.31	0.3161	100%
N_d	380,775	3.92	4.0	4.72	0.31	0.3161	4%
Z_d	380,775	17.65	18.0	21.28	0.31	0.3161	18%

BGL60−6A

XYZ_W=102.06 , 100.0 , 81.06
A = 2,5 $(a - a_n)$ Y
B = 2,5 B_c $(b - b_n)$ Y
$a = a_{20}$ [$(x - x_c)$ / y]
$b = b_{20}$ [z / y]
a_{20} = 1, b_{20} = −0,4
x_c = 0,000, B_c = 1,000
$C_{AB}=[A^2+B^2]^{1/2}$
6 *Ostwald*-Farben (o)
von maximalem (m) C_{AB} im
Buntwertdiagramm (A, B)
Lichtart P00, Y_W=100, Y_N=4

Parameter:
Y & Name
Lichtart P00
Y_W=100, Y_N=4

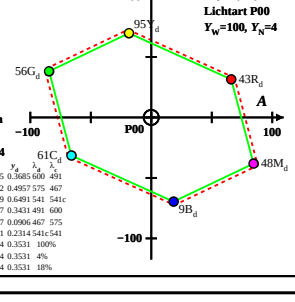

Name	Bereich X_d	Y_d	Z_d	x_d	y_d	λ_d	λ_c
R_d	572,775	70.34	43.02	3.36	0.6025	0.3685	600 491
Y_d	496,775	89.27	94.7	7.07	0.4672	0.4957	575 467
G_d	496,572	23.11	55.77	7.03	0.2689	0.6491	541 541c
C_d	380,572	35.9	61.07	81.02	0.2017	0.3431	491 600
B_d	380,496	16.98	9.39	77.31	0.1637	0.0906	467 575
M_d	572,496	83.14	48.32	77.35	0.3981	0.2314	541c 541
W_d	380,775	102.06	100.0	81.06	0.3604	0.3531	100%
N_d	380,775	4.08	4.0	3.24	0.3604	0.3531	4%
Z_d	380,775	18.37	18.0	14.59	0.3604	0.3531	18%

BGL60−7A

XYZ_W=97.93 , 100.0 , 118.95
A = 2,5 $(a - a_n)$ Y
B = 2,5 B_c $(b - b_n)$ Y
$a = a_{20}$ [$(x - x_c)$ / y]
$b = b_{20}$ [z / y]
a_{20} = 1, b_{20} = −0,4
x_c = 0,000, B_c = 1,000
$C_{AB}=[A^2+B^2]^{1/2}$
6 *Ostwald*-Farben (o)
von maximalem (m) C_{AB} im
Buntwertdiagramm (A, B)
Lichtart Q00, Y_W=100, Y_N=4

Parameter:
Y & Name
Lichtart Q00
Y_W=100, Y_N=4

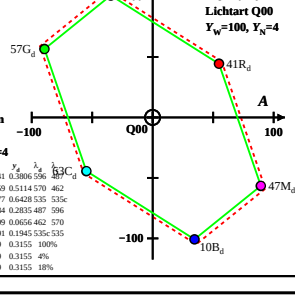

Name	Bereich X_d	Y_d	Z_d	x_d	y_d	λ_d	λ_c
R_d	567,775	62.49	41.42	4.92	0.5741	0.3806	596 487 d
Y_d	492,775	78.77	94.59	11.57	0.4259	0.5114	570 462
G_d	492,567	20.28	57.26	11.53	0.2277	0.6428	535 535c
C_d	380,567	39.45	62.67	118.91	0.1784	0.2835	487 596
B_d	380,492	23.18	9.51	112.25	0.1599	0.0656	462 570
M_d	567,492	81.66	46.84	112.3	0.3391	0.1945	535c 535
W_d	380,775	97.93	100.0	118.95	0.309	0.3155	100%
N_d	380,775	3.91	4.0	4.75	0.309	0.3155	4%
Z_d	380,775	17.62	18.0	21.41	0.309	0.3155	18%

BGL60−8A

XYZ_W=95.04 , 100.0 , 108.89
A_1 = 2,5 $(a_1 - a_{1,n})$ Y
B_1 = 2,5 B_c $(b_1 - b_{1,n})$ Y
$a_1 = a_{20}$ [$(x - x_c)$ / y]
$b_1 = b_{20}$ [z / y]
a_{20} = 1, b_{20} = −0,4
x_c = 0,110, B_c = 1,000
$C_{AB1}=[A_1^2+B_1^2]^{1/2}$
6 *Ostwald*-Farben (o)
von maximalem (m) C_{AB} im
Buntwertdiagramm (A, B)
Lichtart D65, Y_W=100, Y_N=4

Parameter:
Y & Name
Lichtart D65
Y_W=100, Y_N=4

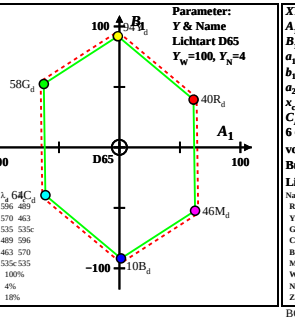

Name	Bereich X_d	Y_d	Z_d	x_d	y_d	λ_d	λ_c
R_d	567,775	61.08	40.45	4.51	0.5759	0.3814	596 489
Y_d	493,775	77.85	94.49	10.94	0.4247	0.5155	570 463
G_d	493,567	20.66	58.14	10.89	0.2304	0.6481	535 535c
C_d	380,567	37.86	63.64	108.85	0.1799	0.3025	489 596
B_d	380,493	21.08	9.6	102.42	0.1584	0.0721	463 570
M_d	567,493	78.27	45.96	102.46	0.3452	0.2027	535c 535
W_d	380,775	95.04	100.0	108.89	0.3127	0.329	100%
N_d	380,775	3.8	4.0	4.35	0.3127	0.329	4%
Z_d	380,775	17.1	18.0	19.6	0.3127	0.329	18%

BGL61−1A

XYZ_W=96.42 , 100.0 , 82.49
A_1 = 2,5 $(a_1 - a_{1,n})$ Y
B_1 = 2,5 B_c $(b_1 - b_{1,n})$ Y
$a_1 = a_{20}$ [$(x - x_c)$ / y]
$b_1 = b_{20}$ [z / y]
a_{20} = 1, b_{20} = −0,4
x_c = 0,110, B_c = 1,000
$C_{AB1}=[A_1^2+B_1^2]^{1/2}$
6 *Ostwald*-Farben (o)
von maximalem (m) C_{AB} im
Buntwertdiagramm (A, B)
Lichtart D50, Y_W=100, Y_N=4

Parameter:
Y & Name
Lichtart D50
Y_W=100, Y_N=4

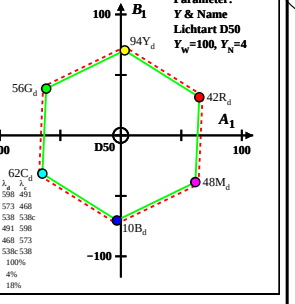

Name	Bereich X_d	Y_d	Z_d	x_d	y_d	λ_d	λ_c
R_d	570,775	66.18	42.45	3.42	0.5905	0.3788	598 491
Y_d	496,775	83.65	94.28	7.47	0.4511	0.5085	573 468
G_d	496,570	21.41	55.92	7.42	0.2526	0.6597	538 538c
C_d	380,570	34.19	61.64	82.45	0.1917	0.3457	491 598
B_d	380,496	16.72	9.82	78.41	0.1593	0.0935	468 573
M_d	570,496	78.96	48.17	78.45	0.384	0.2343	538c 538
W_d	380,775	96.42	100.0	82.49	0.3457	0.3585	100%
N_d	380,775	3.85	4.0	3.29	0.3456	0.3585	4%
Z_d	380,775	17.35	18.0	14.84	0.3457	0.3585	18%

BGL61−2A

XYZ_W=100.93 , 100.0 , 64.68
A_1 = 2,5 $(a_1 - a_{1,n})$ Y
B_1 = 2,5 B_c $(b_1 - b_{1,n})$ Y
$a_1 = a_{20}$ [$(x - x_c)$ / y]
$b_1 = b_{20}$ [z / y]
a_{20} = 1, b_{20} = −0,4
x_c = 0,110, B_c = 1,000
$C_{AB1}=[A_1^2+B_1^2]^{1/2}$
6 *Ostwald*-Farben (o)
von maximalem (m) C_{AB} im
Buntwertdiagramm (A, B)
Lichtart P40, Y_W=100, Y_N=4

Parameter:
Y & Name
Lichtart P40
Y_W=100, Y_N=4

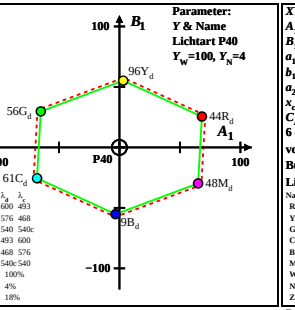

Name	Bereich X_d	Y_d	Z_d	x_d	y_d	λ_d	λ_c
R_d	573,775	71.45	43.55	2.69	0.607	0.37	600 493
Y_d	498,775	91.01	95.54	6.54	0.4713	0.4947	576 468
G_d	498,573	23.69	56.08	6.5	0.2746	0.6499	540 540c
C_d	380,573	33.61	60.54	64.64	0.2116	0.3812	493 600
B_d	380,498	14.05	8.56	60.79	0.1685	0.1026	468 576
M_d	573,498	81.37	48.01	60.84	0.4277	0.2524	540c 540
W_d	380,775	100.93	100.0	64.68	0.3799	0.3764	100%
N_d	380,775	4.03	4.0	2.58	0.3799	0.3764	4%
Z_d	380,775	18.16	18.0	11.64	0.3799	0.3764	18%

BGL61−3A

XYZ_W=109.84 , 99.99 , 35.58
A_1 = 2,5 $(a_1 - a_{1,n})$ Y
B_1 = 2,5 B_c $(b_1 - b_{1,n})$ Y
$a_1 = a_{20}$ [$(x - x_c)$ / y]
$b_1 = b_{20}$ [z / y]
a_{20} = 1, b_{20} = −0,4
x_c = 0,110, B_c = 1,000
$C_{AB1}=[A_1^2+B_1^2]^{1/2}$
6 *Ostwald*-Farben (o)
von maximalem (m) C_{AB} im
Buntwertdiagramm (A, B)
Lichtart A00, Y_W=100, Y_N=4

Parameter:
Y & Name
Lichtart A00
Y_W=100, Y_N=4

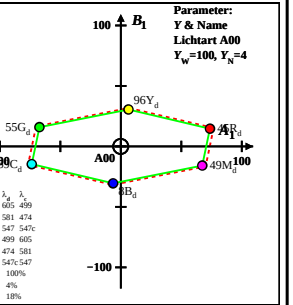

Name	Bereich X_d	Y_d	Z_d	x_d	y_d	λ_d	λ_c
R_d	579,775	81.11	45.35	1.49	0.6338	0.3544	605 499
Y_d	504,775	104.69	96.14	3.69	0.5118	0.47	581 474
G_d	504,579	28.08	54.89	3.66	0.3241	0.6335	547 547c
C_d	380,579	33.24	58.75	35.54	0.2606	0.4606	499 605
B_d	380,504	9.66	7.95	33.34	0.1896	0.1561	474 581
M_d	579,504	86.27	49.2	33.38	0.5108	0.2914	547c 547
W_d	380,775	109.84	99.99	35.58	0.4475	0.4074	100%
N_d	380,775	4.39	3.99	1.42	0.4475	0.4074	4%
Z_d	380,775	19.77	17.99	6.4	0.4475	0.4074	18%

BGL61−4A

XYZ_W=100.0 , 100.0 , 100.0
A_1 = 2,5 $(a_1 - a_{1,n})$ Y
B_1 = 2,5 B_c $(b_1 - b_{1,n})$ Y
$a_1 = a_{20}$ [$(x - x_c)$ / y]
$b_1 = b_{20}$ [z / y]
a_{20} = 1, b_{20} = −0,4
x_c = 0,110, B_c = 1,000
$C_{AB1}=[A_1^2+B_1^2]^{1/2}$
6 *Ostwald*-Farben (o)
von maximalem (m) C_{AB} im
Buntwertdiagramm (A, B)
Lichtart E00, Y_W=100, Y_N=4

Parameter:
Y & Name
Lichtart E00
Y_W=100, Y_N=4

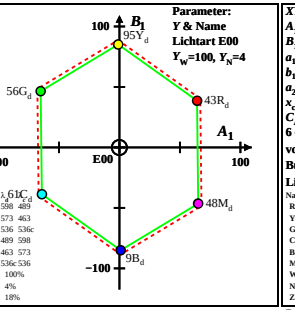

Name	Bereich X_d	Y_d	Z_d	x_d	y_d	λ_d	λ_c
R_d	570,775	66.87	42.82	4.14	0.5874	0.3761	598 489
Y_d	494,775	84.04	95.02	9.85	0.4448	0.5029	573 463
G_d	494,570	21.27	56.3	9.81	0.2434	0.6442	536 536c
C_d	380,570	37.23	61.28	99.95	0.1875	0.3087	489 598
B_d	380,494	20.05	9.07	94.24	0.1625	0.0735	463 573
M_d	570,494	82.83	47.79	94.29	0.3682	0.2125	536c 536
W_d	380,775	100.0	100.0	100.0	0.3333	0.3333	100%
N_d	380,775	4.0	4.0	4.0	0.3333	0.3333	4%
Z_d	380,775	18.0	18.0	18.0	0.3333	0.3333	18%

BGL61−5A

XYZ_W=98.07 , 100.0 , 118.22
A_1 = 2,5 $(a_1 - a_{1,n})$ Y
B_1 = 2,5 B_c $(b_1 - b_{1,n})$ Y
$a_1 = a_{20}$ [$(x - x_c)$ / y]
$b_1 = b_{20}$ [z / y]
a_{20} = 1, b_{20} = −0,4
x_c = 0,110, B_c = 1,000
$C_{AB1}=[A_1^2+B_1^2]^{1/2}$
6 *Ostwald*-Farben (o)
von maximalem (m) C_{AB} im
Buntwertdiagramm (A, B)
Lichtart C00, Y_W=100, Y_N=4

Parameter:
Y & Name
Lichtart C00
Y_W=100, Y_N=4

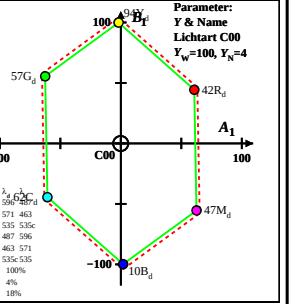

Name	Bereich X_d	Y_d	Z_d	x_d	y_d	λ_d	λ_c
R_d	567,775	62.69	41.71	4.89	0.5735	0.3816	596 487 d
Y_d	492,775	79.24	94.26	11.49	0.4283	0.5095	571 463
G_d	492,567	20.56	56.65	11.44	0.2319	0.6389	535 535c
C_d	380,567	39.39	62.38	118.18	0.1791	0.2836	487 596
B_d	380,492	22.85	9.83	111.58	0.1584	0.0681	463 571
M_d	567,492	81.53	47.45	111.62	0.3388	0.1972	535c 535
W_d	380,775	98.07	100.0	118.22	0.31	0.3161	100%
N_d	380,775	3.92	4.0	4.72	0.31	0.3161	4%
Z_d	380,775	17.65	18.0	21.28	0.31	0.3161	18%

BGL61−6A

XYZ_W=102.06 , 100.0 , 81.06
A_1 = 2,5 $(a_1 - a_{1,n})$ Y
B_1 = 2,5 B_c $(b_1 - b_{1,n})$ Y
$a_1 = a_{20}$ [$(x - x_c)$ / y]
$b_1 = b_{20}$ [z / y]
a_{20} = 1, b_{20} = −0,4
x_c = 0,110, B_c = 1,000
$C_{AB1}=[A_1^2+B_1^2]^{1/2}$
6 *Ostwald*-Farben (o)
von maximalem (m) C_{AB} im
Buntwertdiagramm (A, B)
Lichtart P00, Y_W=100, Y_N=4

Parameter:
Y & Name
Lichtart P00
Y_W=100, Y_N=4

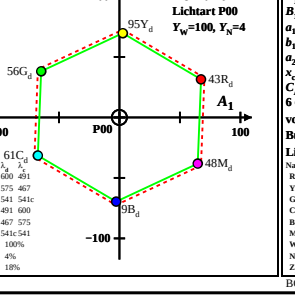

Name	Bereich X_d	Y_d	Z_d	x_d	y_d	λ_d	λ_c
R_d	572,775	70.34	43.02	3.36	0.6025	0.3685	600 491
Y_d	496,775	89.27	94.7	7.07	0.4672	0.4957	575 467
G_d	496,572	23.11	55.77	7.03	0.2689	0.6491	541 541c
C_d	380,572	35.9	61.07	81.02	0.2017	0.3431	491 600
B_d	380,496	16.98	9.39	77.31	0.1637	0.0906	467 575
M_d	572,496	83.14	48.32	77.35	0.3981	0.2314	541c 541
W_d	380,775	102.06	100.0	81.06	0.3604	0.3531	100%
N_d	380,775	4.08	4.0	3.24	0.3604	0.3531	4%
Z_d	380,775	18.37	18.0	14.59	0.3604	0.3531	18%

BGL61−7A

XYZ_W=97.93 , 100.0 , 118.95
A_1 = 2,5 $(a_1 - a_{1,n})$ Y
B_1 = 2,5 B_c $(b_1 - b_{1,n})$ Y
$a_1 = a_{20}$ [$(x - x_c)$ / y]
$b_1 = b_{20}$ [z / y]
a_{20} = 1, b_{20} = −0,4
x_c = 0,110, B_c = 1,000
$C_{AB1}=[A_1^2+B_1^2]^{1/2}$
6 *Ostwald*-Farben (o)
von maximalem (m) C_{AB} im
Buntwertdiagramm (A, B)
Lichtart Q00, Y_W=100, Y_N=4

Parameter:
Y & Name
Lichtart Q00
Y_W=100, Y_N=4

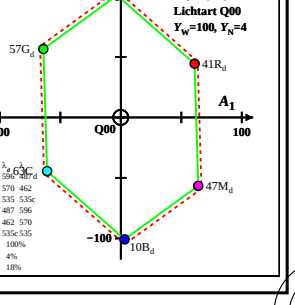
B1
A1
100
−100
Q00
100
−100
95Y
41R_d
47M_d
10