Siehe ähnliche Dateien: http://farbe.li.tu-berlin.de/BGL9/BGL9.HTM
Technische Information: http://farbe.li.tu-berlin.de oder http://farbe.li.tu-berlin.de/

TUB-Registrierung: 20220301-BGL9/BGL9L0NP.PDF /.PS TUB-Material: Code=rha4ta
Anwendung für Beurteilung und Messung von Display- oder Druck-Ausgabe

XYZ_W=95.04 , 100.0 , 108.89
A = 2,5 $(a - a_n)$ Y
B = 2,5 B_c $(b - b_n)$ Y
$a = a_{20}$ [$(x - x_c)$ / y]
$b = b_{20}$ [z / y]
a_{20} = 1, b_{20} = −0,4
x_c = 0,000, B_c = 1,000
$C_{AB}=[A^2+B^2]^{1/2}$
6 *Ostwald*-Farben (o)
von maximalem (m) C_{AB} im
Buntwertdiagramm (A, B)
Lichtart D65, Y_W=100, Y_N=50

Parameter:
Y & Name
Lichtart D65
Y_W=100, Y_N=50

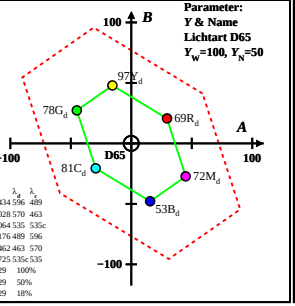

Name	Bereich X_d	Y_d	Z_d	x_d	y_d	λ_d	λ_c
R_d	567_775	77.4	69.03	54.57	0.385	0.3434	596 489
Y_d	493_775	86.13	97.18	57.92	0.357	0.4028	570 463
G_d	493_567	56.35	78.24	57.9	0.2927	0.4064	535 535c
C_d	380_567	65.3	81.11	108.92	0.2557	0.3176	489 596
B_d	380_493	56.57	52.96	105.57	0.2629	0.2462	463 570
M_d	567_493	86.35	71.9	105.59	0.3272	0.2725	535c 535
W_d	380_775	95.04	100.0	108.89	0.3127	0.329	100%
N_d	380_775	47.52	50.0	54.44	0.3127	0.329	50%
Z_d	380_775	17.1	18.0	19.6	0.3127	0.329	18%

BGL90−1A

XYZ_W=96.42 , 100.0 , 82.49
A = 2,5 $(a - a_n)$ Y
B = 2,5 B_c $(b - b_n)$ Y
$a = a_{20}$ [$(x - x_c)$ / y]
$b = b_{20}$ [z / y]
a_{20} = 1, b_{20} = −0,4
x_c = 0,000, B_c = 1,000
$C_{AB}=[A^2+B^2]^{1/2}$
6 *Ostwald*-Farben (o)
von maximalem (m) C_{AB} im
Buntwertdiagramm (A, B)
Lichtart D50, Y_W=100, Y_N=50

Parameter:
Y & Name
Lichtart D50
Y_W=100, Y_N=50

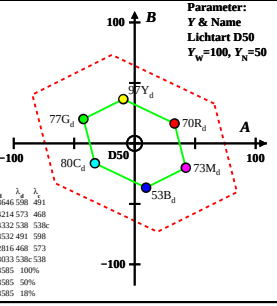

Name	Bereich X_d	Y_d	Z_d	x_d	y_d	λ_d	λ_c
R_d	570_775	80.72	70.07	41.35	0.42	0.3646	598 491
Y_d	496_775	89.81	97.06	43.46	0.3899	0.4214	573 468
G_d	496_570	57.4	77.09	43.43	0.3226	0.4332	538 538c
C_d	380_570	64.05	80.07	82.51	0.2826	0.3532	491 598
B_d	380_496	54.96	53.08	80.4	0.2916	0.2816	468 573
M_d	570_496	87.37	73.05	80.43	0.3627	0.3033	538c 538
W_d	380_775	96.42	100.0	82.49	0.3457	0.3585	100%
N_d	380_775	48.21	50.0	41.24	0.3457	0.3585	50%
Z_d	380_775	17.35	18.0	14.84	0.3457	0.3585	18%

BGL90−2A

XYZ_W=100.93 , 100.0 , 64.68
A = 2,5 $(a - a_n)$ Y
B = 2,5 B_c $(b - b_n)$ Y
$a = a_{20}$ [$(x - x_c)$ / y]
$b = b_{20}$ [z / y]
a_{20} = 1, b_{20} = −0,4
x_c = 0,000, B_c = 1,000
$C_{AB}=[A^2+B^2]^{1/2}$
6 *Ostwald*-Farben (o)
von maximalem (m) C_{AB} im
Buntwertdiagramm (A, B)
Lichtart P40, Y_W=100, Y_N=50

Parameter:
Y & Name
Lichtart P40
Y_W=100, Y_N=50

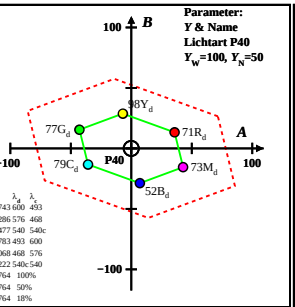

Name	Bereich X_d	Y_d	Z_d	x_d	y_d	λ_d	λ_c
R_d	573_775	85.62	70.65	32.43	0.4537	0.3743	600 493
Y_d	498_775	95.81	97.72	34.43	0.4202	0.4286	576 468
G_d	498_573	60.75	77.17	34.41	0.3525	0.4477	540 540c
C_d	380_573	65.92	79.49	64.69	0.3137	0.3783	493 600
B_d	380_498	55.73	52.42	62.69	0.3262	0.3068	468 576
M_d	573_498	90.79	72.97	62.71	0.4008	0.3222	540c 540
W_d	380_775	100.93	100.0	64.68	0.3799	0.3764	100%
N_d	380_775	50.46	50.0	32.34	0.3799	0.3764	50%
Z_d	380_775	18.16	18.0	11.64	0.3799	0.3764	18%

BGL90−3A

XYZ_W=109.84 , 99.99 , 35.58
A = 2,5 $(a - a_n)$ Y
B = 2,5 B_c $(b - b_n)$ Y
$a = a_{20}$ [$(x - x_c)$ / y]
$b = b_{20}$ [z / y]
a_{20} = 1, b_{20} = −0,4
x_c = 0,000, B_c = 1,000
$C_{AB}=[A^2+B^2]^{1/2}$
6 *Ostwald*-Farben (o)
von maximalem (m) C_{AB} im
Buntwertdiagramm (A, B)
Lichtart A00, Y_W=100, Y_N=50

Parameter:
Y & Name
Lichtart A00
Y_W=100, Y_N=50

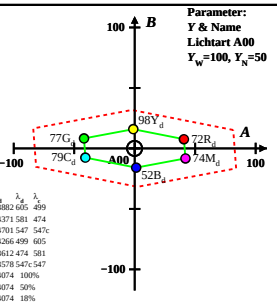

Name	Bereich X_d	Y_d	Z_d	x_d	y_d	λ_d	λ_c
R_d	579_775	94.93	71.58	17.84	0.5149	0.3882	605 499
Y_d	504_775	107.21	98.04	18.99	0.4781	0.4371	581 474
G_d	504_579	67.31	76.55	18.97	0.4133	0.4701	547 547c
C_d	380_579	70.0	78.56	35.57	0.3801	0.4266	499 605
B_d	380_504	57.72	52.1	34.43	0.4001	0.3612	474 581
M_d	579_504	97.62	73.59	34.45	0.4746	0.3578	547c 547
W_d	380_775	109.84	99.99	35.58	0.4475	0.4074	100%
N_d	380_775	54.92	49.99	17.79	0.4475	0.4074	50%
Z_d	380_775	19.77	17.99	6.4	0.4475	0.4074	18%

BGL90−4A

XYZ_W=100.0 , 100.0 , 100.0
A = 2,5 $(a - a_n)$ Y
B = 2,5 B_c $(b - b_n)$ Y
$a = a_{20}$ [$(x - x_c)$ / y]
$b = b_{20}$ [z / y]
a_{20} = 1, b_{20} = −0,4
x_c = 0,000, B_c = 1,000
$C_{AB}=[A^2+B^2]^{1/2}$
6 *Ostwald*-Farben (o)
von maximalem (m) C_{AB} im
Buntwertdiagramm (A, B)
Lichtart E00, Y_W=100, Y_N=50

Parameter:
Y & Name
Lichtart E00
Y_W=100, Y_N=50

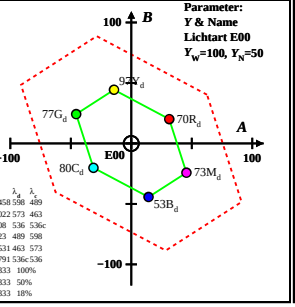

Name	Bereich X_d	Y_d	Z_d	x_d	y_d	λ_d	λ_c
R_d	570_775	82.79	70.26	50.12	0.4074	0.3458	598 489
Y_d	494_775	91.73	97.45	53.1	0.3786	0.4022	573 463
G_d	494_570	59.04	77.29	53.07	0.3117	0.408	536 536c
C_d	380_570	67.35	79.88	100.02	0.2724	0.323	489 598
B_d	380_494	58.41	52.69	97.05	0.2806	0.2531	463 573
M_d	570_494	91.1	72.85	97.07	0.349	0.2791	536c 536
W_d	380_775	100.0	100.0	100.0	0.3333	0.3333	100%
N_d	380_775	50.0	50.0	50.0	0.3333	0.3333	50%
Z_d	380_775	18.0	18.0	18.0	0.3333	0.3333	18%

BGL90−5A

XYZ_W=98.07 , 100.0 , 118.22
A = 2,5 $(a - a_n)$ Y
B = 2,5 B_c $(b - b_n)$ Y
$a = a_{20}$ [$(x - x_c)$ / y]
$b = b_{20}$ [z / y]
a_{20} = 1, b_{20} = −0,4
x_c = 0,000, B_c = 1,000
$C_{AB}=[A^2+B^2]^{1/2}$
6 *Ostwald*-Farben (o)
von maximalem (m) C_{AB} im
Buntwertdiagramm (A, B)
Lichtart C00, Y_W=100, Y_N=50

Parameter:
Y & Name
Lichtart C00
Y_W=100, Y_N=50

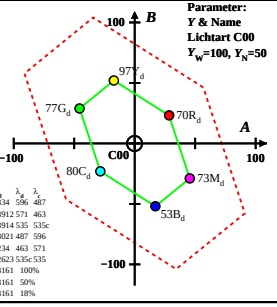

Name	Bereich X_d	Y_d	Z_d	x_d	y_d	λ_d	λ_c
R_d	567_775	79.69	69.69	59.25	0.3819	0.334	596 487
Y_d	492_775	88.31	97.06	62.69	0.3559	0.3912	571 463
G_d	492_567	57.75	77.47	62.66	0.2918	0.3914	535 535c
C_d	380_567	67.55	80.45	118.25	0.2537	0.3021	487 596
B_d	380_492	58.94	53.08	114.82	0.2598	0.234	463 571
M_d	567_492	89.5	72.67	114.84	0.323	0.2623	535c 535
W_d	380_775	98.07	100.0	118.22	0.31	0.3161	100%
N_d	380_775	49.03	50.0	59.11	0.31	0.3161	50%
Z_d	380_775	17.65	18.0	21.28	0.31	0.3161	18%

BGL90−6A

XYZ_W=102.06 , 100.0 , 81.06
A = 2,5 $(a - a_n)$ Y
B = 2,5 B_c $(b - b_n)$ Y
$a = a_{20}$ [$(x - x_c)$ / y]
$b = b_{20}$ [z / y]
a_{20} = 1, b_{20} = −0,4
x_c = 0,000, B_c = 1,000
$C_{AB}=[A^2+B^2]^{1/2}$
6 *Ostwald*-Farben (o)
von maximalem (m) C_{AB} im
Buntwertdiagramm (A, B)
Lichtart P00, Y_W=100, Y_N=50

Parameter:
Y & Name
Lichtart P00
Y_W=100, Y_N=50

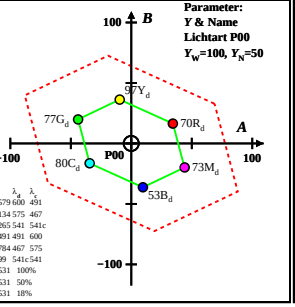

Name	Bereich X_d	Y_d	Z_d	x_d	y_d	λ_d	λ_c
R_d	572_775	85.59	70.37	40.63	0.4353	0.3579	600 491
Y_d	496_775	95.45	97.28	42.56	0.4056	0.4134	575 467
G_d	496_572	60.99	77.01	42.54	0.3378	0.4265	541 541c
C_d	380_572	67.65	79.77	81.07	0.296	0.3491	491 600
B_d	380_496	57.8	52.86	79.14	0.3045	0.2784	467 575
M_d	572_496	92.26	73.13	79.17	0.3772	0.299	541c 541
W_d	380_775	102.06	100.0	81.06	0.3604	0.3531	100%
N_d	380_775	51.03	50.0	40.53	0.3604	0.3531	50%
Z_d	380_775	18.37	18.0	14.59	0.3604	0.3531	18%

BGL90−7A

XYZ_W=97.93 , 100.0 , 118.95
A = 2,5 $(a - a_n)$ Y
B = 2,5 B_c $(b - b_n)$ Y
$a = a_{20}$ [$(x - x_c)$ / y]
$b = b_{20}$ [z / y]
a_{20} = 1, b_{20} = −0,4
x_c = 0,000, B_c = 1,000
$C_{AB}=[A^2+B^2]^{1/2}$
6 *Ostwald*-Farben (o)
von maximalem (m) C_{AB} im
Buntwertdiagramm (A, B)
Lichtart Q00, Y_W=100, Y_N=50

Parameter:
Y & Name
Lichtart Q00
Y_W=100, Y_N=50

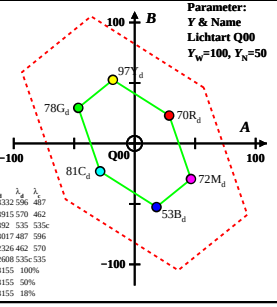

Name	Bereich X_d	Y_d	Z_d	x_d	y_d	λ_d	λ_c
R_d	567_775	79.52	69.54	59.62	0.381	0.3332	596 487
Y_d	492_775	87.99	97.23	63.08	0.3543	0.3915	570 462
G_d	492_567	57.54	77.78	63.06	0.29	0.392	535 535c
C_d	380_567	67.52	80.6	118.98	0.2527	0.3017	487 596
B_d	380_492	59.04	52.91	115.52	0.2595	0.2326	462 570
M_d	567_492	89.5	72.36	115.54	0.3226	0.2608	535c 535
W_d	380_775	97.93	100.0	118.95	0.309	0.3155	100%
N_d	380_775	48.96	50.0	59.47	0.309	0.3155	50%
Z_d	380_775	17.62	18.0	21.41	0.309	0.3155	18%

BGL90−8A

XYZ_W=95.04 , 100.0 , 108.89
A_1 = 2,5 $(a_1 - a_{1,n})$ Y
B_1 = 2,5 B_c $(b_1 - b_{1,n})$ Y
$a_1 = a_{20}$ [$(x - x_c)$ / y]
$b_1 = b_{20}$ [z / y]
a_{20} = 1, b_{20} = −0,4
x_c = 0,110, B_c = 1,000
$C_{AB1}=[A_1^2+B_1^2]^{1/2}$
6 *Ostwald*-Farben (o)
von maximalem (m) C_{AB} im
Buntwertdiagramm (A, B)
Lichtart D65, Y_W=100, Y_N=50

Parameter:
Y & Name
Lichtart D65
Y_W=100, Y_N=50

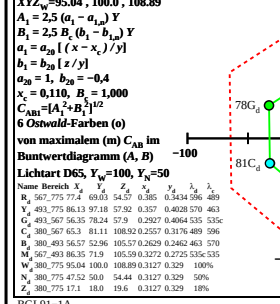

Name	Bereich X_d	Y_d	Z_d	x_d	y_d	λ_d	λ_c
R_d	567_775	77.4	69.03	54.57	0.385	0.3434	596 489
Y_d	493_775	86.13	97.18	57.92	0.357	0.4028	570 463
G_d	493_567	56.35	78.24	57.9	0.2927	0.4064	535 535c
C_d	380_567	65.3	81.11	108.92	0.2557	0.3176	489 596
B_d	380_493	56.57	52.96	105.57	0.2629	0.2462	463 570
M_d	567_493	86.35	71.9	105.59	0.3272	0.2725	535c 535
W_d	380_775	95.04	100.0	108.89	0.3127	0.329	100%
N_d	380_775	47.52	50.0	54.44	0.3127	0.329	50%
Z_d	380_775	17.1	18.0	19.6	0.3127	0.329	18%

BGL91−1A

XYZ_W=96.42 , 100.0 , 82.49
A_1 = 2,5 $(a_1 - a_{1,n})$ Y
B_1 = 2,5 B_c $(b_1 - b_{1,n})$ Y
$a_1 = a_{20}$ [$(x - x_c)$ / y]
$b_1 = b_{20}$ [z / y]
a_{20} = 1, b_{20} = −0,4
x_c = 0,110, B_c = 1,000
$C_{AB1}=[A_1^2+B_1^2]^{1/2}$
6 *Ostwald*-Farben (o)
von maximalem (m) C_{AB} im
Buntwertdiagramm (A, B)
Lichtart D50, Y_W=100, Y_N=50

Parameter:
Y & Name
Lichtart D50
Y_W=100, Y_N=50

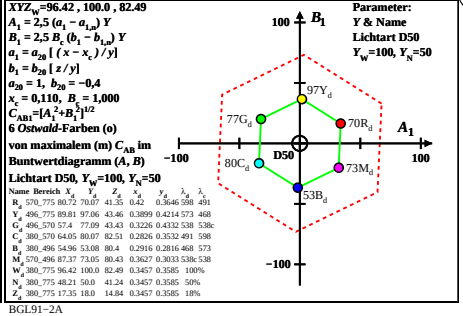

Name	Bereich X_d	Y_d	Z_d	x_d	y_d	λ_d	λ_c
R_d	570_775	80.72	70.07	41.35	0.42	0.3646	598 491
Y_d	496_775	89.81	97.06	43.46	0.3899	0.4214	573 468
G_d	496_570	57.4	77.09	43.43	0.3226	0.4332	538 538c
C_d	380_570	64.05	80.07	82.51	0.2826	0.3532	491 598
B_d	380_496	54.96	53.08	80.4	0.2916	0.2816	468 573
M_d	570_496	87.37	73.05	80.43	0.3627	0.3033	538c 538
W_d	380_775	96.42	100.0	82.49	0.3457	0.3585	100%
N_d	380_775	48.21	50.0	41.24	0.3457	0.3585	50%
Z_d	380_775	17.35	18.0	14.84	0.3457	0.3585	18%

BGL91−2A

XYZ_W=100.93 , 100.0 , 64.68
A_1 = 2,5 $(a_1 - a_{1,n})$ Y
B_1 = 2,5 B_c $(b_1 - b_{1,n})$ Y
$a_1 = a_{20}$ [$(x - x_c)$ / y]
$b_1 = b_{20}$ [z / y]
a_{20} = 1, b_{20} = −0,4
x_c = 0,110, B_c = 1,000
$C_{AB1}=[A_1^2+B_1^2]^{1/2}$
6 *Ostwald*-Farben (o)
von maximalem (m) C_{AB} im
Buntwertdiagramm (A, B)
Lichtart P40, Y_W=100, Y_N=50

Parameter:
Y & Name
Lichtart P40
Y_W=100, Y_N=50

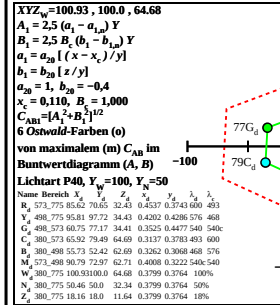

Name	Bereich X_d	Y_d	Z_d	x_d	y_d	λ_d	λ_c
R_d	573_775	85.62	70.65	32.43	0.4537	0.3743	600 493
Y_d	498_775	95.81	97.72	34.43	0.4202	0.4286	576 468
G_d	498_573	60.75	77.17	34.41	0.3525	0.4477	540 540c
C_d	380_573	65.92	79.49	64.69	0.3137	0.3783	493 600
B_d	380_498	55.73	52.42	62.69	0.3262	0.3068	468 576
M_d	573_498	90.79	72.97	62.71	0.4008	0.3222	540c 540
W_d	380_775	100.93	100.0	64.68	0.3799	0.3764	100%
N_d	380_775	50.46	50.0	32.34	0.3799	0.3764	50%
Z_d	380_775	18.16	18.0	11.64	0.3799	0.3764	18%

BGL91−3A

XYZ_W=109.84 , 99.99 , 35.58
A_1 = 2,5 $(a_1 - a_{1,n})$ Y
B_1 = 2,5 B_c $(b_1 - b_{1,n})$ Y
$a_1 = a_{20}$ [$(x - x_c)$ / y]
$b_1 = b_{20}$ [z / y]
a_{20} = 1, b_{20} = −0,4
x_c = 0,110, B_c = 1,000
$C_{AB1}=[A_1^2+B_1^2]^{1/2}$
6 *Ostwald*-Farben (o)
von maximalem (m) C_{AB} im
Buntwertdiagramm (A, B)
Lichtart A00, Y_W=100, Y_N=50

Parameter:
Y & Name
Lichtart A00
Y_W=100, Y_N=50

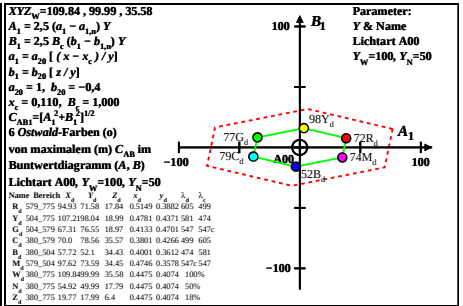

Name	Bereich X_d	Y_d	Z_d	x_d	y_d	λ_d	λ_c
R_d	579_775	94.93	71.58	17.84	0.5149	0.3882	605 499
Y_d	504_775	107.21	98.04	18.99	0.4781	0.4371	581 474
G_d	504_579	67.31	76.55	18.97	0.4133	0.4701	547 547c
C_d	380_579	70.0	78.56	35.57	0.3801	0.4266	499 605
B_d	380_504	57.72	52.1	34.43	0.4001	0.3612	474 581
M_d	579_504	97.62	73.59	34.45	0.4746	0.3578	547c 547
W_d	380_775	109.84	99.99	35.58	0.4475	0.4074	100%
N_d	380_775	54.92	49.99	17.79	0.4475	0.4074	50%
Z_d	380_775	19.77	17.99	6.4	0.4475	0.4074	18%

BGL91−4A

XYZ_W=100.0 , 100.0 , 100.0
A_1 = 2,5 $(a_1 - a_{1,n})$ Y
B_1 = 2,5 B_c $(b_1 - b_{1,n})$ Y
$a_1 = a_{20}$ [$(x - x_c)$ / y]
$b_1 = b_{20}$ [z / y]
a_{20} = 1, b_{20} = −0,4
x_c = 0,110, B_c = 1,000
$C_{AB1}=[A_1^2+B_1^2]^{1/2}$
6 *Ostwald*-Farben (o)
von maximalem (m) C_{AB} im
Buntwertdiagramm (A, B)
Lichtart E00, Y_W=100, Y_N=50

Parameter:
Y & Name
Lichtart E00
Y_W=100, Y_N=50

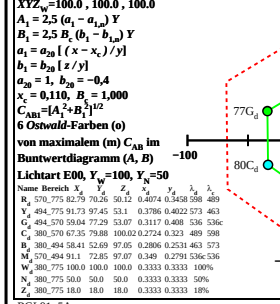

Name	Bereich X_d	Y_d	Z_d	x_d	y_d	λ_d	λ_c
R_d	570_775	82.79	70.26	50.12	0.4074	0.3458	598 489
Y_d	494_775	91.73	97.45	53.1	0.3786	0.4022	573 463
G_d	494_570	59.04	77.29	53.07	0.3117	0.408	536 536c
C_d	380_570	67.35	79.88	100.02	0.2724	0.323	489 598
B_d	380_494	58.41	52.69	97.05	0.2806	0.2531	463 573
M_d	570_494	91.1	72.85	97.07	0.349	0.2791	536c 536
W_d	380_775	100.0	100.0	100.0	0.3333	0.3333	100%
N_d	380_775	50.0	50.0	50.0	0.3333	0.3333	50%
Z_d	380_775	18.0	18.0	18.0	0.3333	0.3333	18%

BGL91−5A

XYZ_W=98.07 , 100.0 , 118.22
A_1 = 2,5 $(a_1 - a_{1,n})$ Y
B_1 = 2,5 B_c $(b_1 - b_{1,n})$ Y
$a_1 = a_{20}$ [$(x - x_c)$ / y]
$b_1 = b_{20}$ [z / y]
a_{20} = 1, b_{20} = −0,4
x_c = 0,110, B_c = 1,000
$C_{AB1}=[A_1^2+B_1^2]^{1/2}$
6 *Ostwald*-Farben (o)
von maximalem (m) C_{AB} im
Buntwertdiagramm (A, B)
Lichtart C00, Y_W=100, Y_N=50

Parameter:
Y & Name
Lichtart C00
Y_W=100, Y_N=50

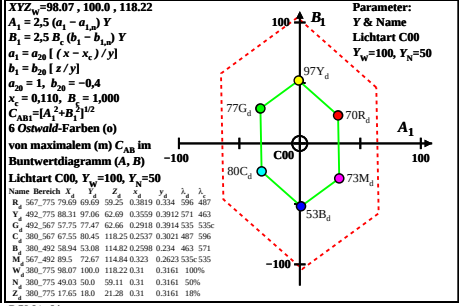

Name	Bereich X_d	Y_d	Z_d	x_d	y_d	λ_d	λ_c
R_d	567_775	79.69	69.69	59.25	0.3819	0.334	596 487
Y_d	492_775	88.31	97.06	62.69	0.3559	0.3912	571 463
G_d	492_567	57.75	77.47	62.66	0.2918	0.3914	535 535c
C_d	380_567	67.55	80.45	118.25	0.2537	0.3021	487 596
B_d	380_492	58.94	53.08	114.82	0.2598	0.234	463 571
M_d	567_492	89.5	72.67	114.84	0.323	0.2623	535c 535
W_d	380_775	98.07	100.0	118.22	0.31	0.3161	100%
N_d	380_775	49.03	50.0	59.11	0.31	0.3161	50%
Z_d	380_775	17.65	18.0	21.28	0.31	0.3161	18%

BGL91−6A

XYZ_W=102.06 , 100.0 , 81.06
A_1 = 2,5 $(a_1 - a_{1,n})$ Y
B_1 = 2,5 B_c $(b_1 - b_{1,n})$ Y
$a_1 = a_{20}$ [$(x - x_c)$ / y]
$b_1 = b_{20}$ [z / y]
a_{20} = 1, b_{20} = −0,4
x_c = 0,110, B_c = 1,000
$C_{AB1}=[A_1^2+B_1^2]^{1/2}$
6 *Ostwald*-Farben (o)
von maximalem (m) C_{AB} im
Buntwertdiagramm (A, B)
Lichtart P00, Y_W=100, Y_N=50

Parameter:
Y & Name
Lichtart P00
Y_W=100, Y_N=50

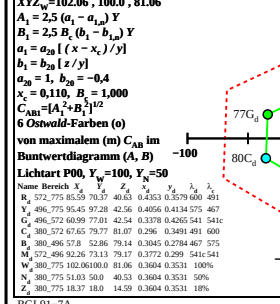

Name	Bereich X_d	Y_d	Z_d	x_d	y_d	λ_d	λ_c
R_d	572_775	85.59	70.37	40.63	0.4353	0.3579	600 491
Y_d	496_775	95.45	97.28	42.56	0.4056	0.4134	575 467
G_d	496_572	60.99	77.01	42.54	0.3378	0.4265	541 541c
C_d	380_572	67.65	79.77	81.07	0.296	0.3491	491 600
B_d	380_496	57.8	52.86	79.14	0.3045	0.2784	467 575
M_d	572_496	92.26	73.13	79.17	0.3772	0.299	541c 541
W_d	380_775	102.06	100.0	81.06	0.3604	0.3531	100%
N_d	380_775	51.03	50.0	40.53	0.3604	0.3531	50%
Z_d	380_775	18.37	18.0	14.59	0.3604	0.3531	18%

BGL91−7A

XYZ_W=97.93 , 100.0 , 118.95
A_1 = 2,5 $(a_1 - a_{1,n})$ Y
B_1 = 2,5 B_c $(b_1 - b_{1,n})$ Y
$a_1 = a_{20}$ [$(x - x_c)$ / y]
$b_1 = b_{20}$ [z / y]
a_{20} = 1, b_{20} = −0,4
x_c = 0,110, B_c = 1,000
$C_{AB1}=[A_1^2+B_1^2]^{1/2}$
6 *Ostwald*-Farben (o)
von maximalem (m) C_{AB} im
Buntwertdiagramm (A, B)
Lichtart Q00, Y_W=100, Y_N=50

Parameter:
Y & Name
Lichtart Q00
Y_W=100, Y_N=50

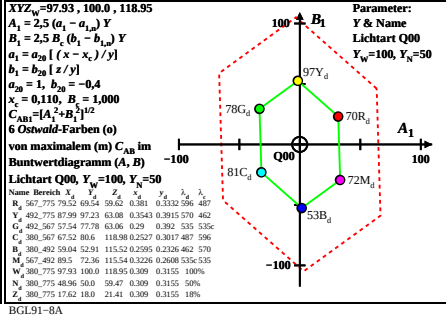

Name	Bereich X_d	Y_d	Z_d	x_d	y_d	λ_d	λ_c
$